

HAC_E_Dipole_835

DUT: HAC-Dipole 835 MHz

Communication System: CW; Frequency: 835 MHz; Duty Cycle: 1:1
 Medium: Air Medium parameters used: $\sigma = 0 \text{ S/m}$, $\epsilon_r = 1$; $\rho = 0 \text{ kg/m}^3$
 Ambient Temperature : 23.5 °C

DASY5 Configuration:

- Probe: EF3DV3 - SN4047; ConvF(1, 1, 1) @ 835 MHz; Calibrated: 2019/1/30
- Sensor-Surface: (Fix Surface)
- Electronics: DAE4 Sn1399; Calibrated: 2018/11/16
- Phantom: HAC Test Arch with AMCC; Type: SD HAC P01 BA;
- Measurement SW: DASY52, Version 52.10 (2); SEMCAD X Version 14.6.12 (7470)

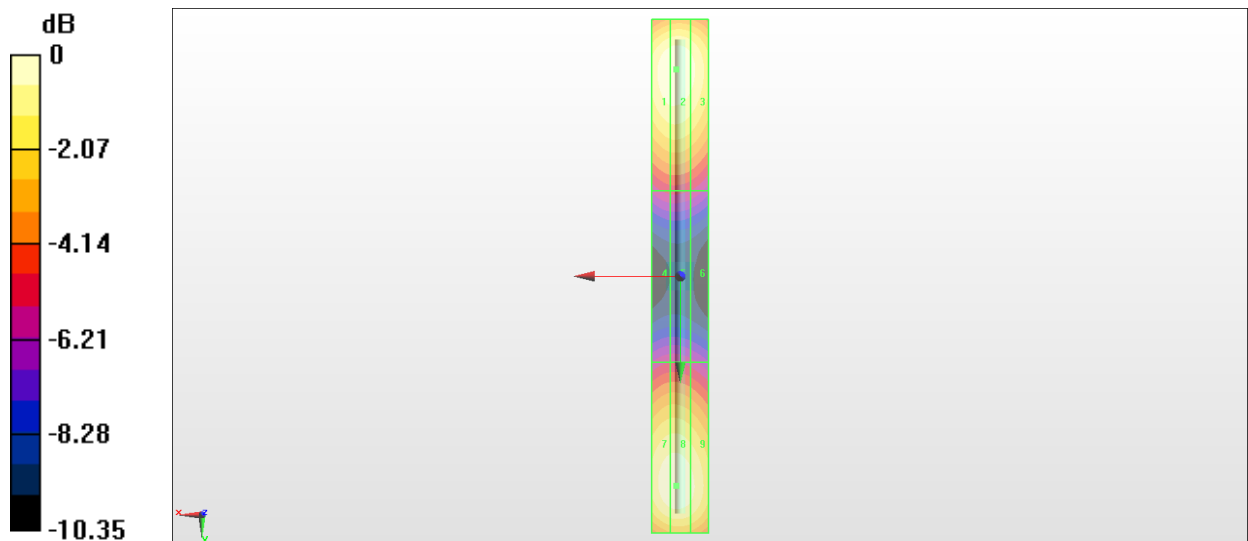
E Scan - measurement distance from the probe sensor center to CD835 = 10mm & 15mm/Hearing Aid Compatibility Test at 15mm distance (41x361x1): Interpolated grid: dx=0.5000 mm, dy=0.5000 mm

Device Reference Point: 0, 0, -6.3 mm
 Reference Value = 134.2 V/m; Power Drift = -0.05 dB
 PMR not calibrated. PMF = 1.000 is applied.
 E-field emissions = 117.0 V/m
 Average value of Total=(117+115.8) / 2 = 116.4 V/m

PMF scaled E-field

Grid 1 M4 116.2 V/m	Grid 2 M4 117.0 V/m	Grid 3 M4 111.8 V/m
Grid 4 M4 64.11 V/m	Grid 5 M4 64.25 V/m	Grid 6 M4 62.18 V/m
Grid 7 M4 115.0 V/m	Grid 8 M4 115.8 V/m	Grid 9 M4 111.2 V/m

Cursor:
 Total = 117.0 V/m
 E Category: M4
 Location: 1.5, -72.5, 9.7 mm



0 dB = 117.0 V/m = 41.36 dBV/m

HAC_E_Dipole_835

DUT: HAC-Dipole 835 MHz

Communication System: CW; Frequency: 835 MHz; Duty Cycle: 1:1
 Medium: Air Medium parameters used: $\sigma = 0$ S/m, $\epsilon_r = 1$; $\rho = 0$ kg/m³
 Ambient Temperature : 23.5 °C

DASY5 Configuration:

- Probe: EF3DV3 - SN4047; ConvF(1, 1, 1) @ 835 MHz; Calibrated: 2019/1/30
- Sensor-Surface: (Fix Surface)
- Electronics: DAE4 Sn854; Calibrated: 2019/5/21
- Phantom: HAC Test Arch with AMCC; Type: SD HAC P01 BA;
- Measurement SW: DASY52, Version 52.10 (2); SEMCAD X Version 14.6.12 (7470)

E Scan - measurement distance from the probe sensor center to CD835 = 10mm & 15mm/Hearing Aid Compatibility Test at 15mm distance (41x361x1): Interpolated grid: dx=0.5000 mm, dy=0.5000 mm

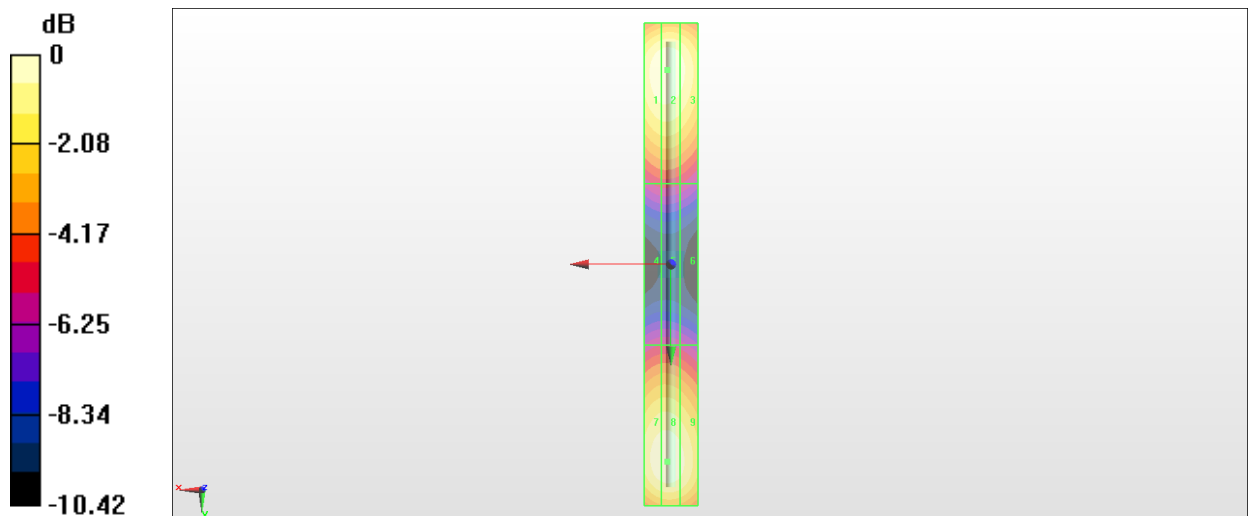
Device Reference Point: 0, 0, -6.3 mm
 Reference Value = 134.6 V/m; Power Drift = -0.05 dB
 PMR not calibrated. PMF = 1.000 is applied.
 E-field emissions = 117.3 V/m
 Average value of Total=(117.3+116) / 2 = 116.65 V/m

PMF scaled E-field

Grid 1 M4 116.5 V/m	Grid 2 M4 117.3 V/m	Grid 3 M4 112.1 V/m
Grid 4 M4 64.28 V/m	Grid 5 M4 64.43 V/m	Grid 6 M4 62.35 V/m
Grid 7 M4 115.3 V/m	Grid 8 M4 116.0 V/m	Grid 9 M4 111.5 V/m

Cursor:

Total = 117.3 V/m
 E Category: M4
 Location: 1.5, -72.5, 9.7 mm



0 dB = 117.3 V/m = 41.39 dBV/m

HAC_E_Dipole_1880

DUT: HAC Dipole 1880 MHz

Communication System: CW; Frequency: 1880 MHz; Duty Cycle: 1:1

Medium: Air Medium parameters used: $\sigma = 0$ S/m, $\epsilon_r = 1$; $\rho = 0$ kg/m³

Ambient Temperature : 23.5 °C

DASY5 Configuration:

- Probe: EF3DV3 - SN4047; ConvF(1, 1, 1) @ 1880 MHz; Calibrated: 2019/1/30
- Sensor-Surface: (Fix Surface)
- Electronics: DAE4 Sn1399; Calibrated: 2018/11/16
- Phantom: HAC Test Arch with AMCC; Type: SD HAC P01 BA;
- Measurement SW: DASY52, Version 52.10 (2); SEMCAD X Version 14.6.12 (7470)

E Scan - measurement distance from the probe sensor center to CD1880 = 10mm & 15mm/Hearing Aid Compatibility Test at 15mm distance (41x181x1): Interpolated grid: dx=0.5000 mm, dy=0.5000 mm

Device Reference Point: 0, 0, -6.3 mm

Reference Value = 169.6 V/m; Power Drift = 0.04 dB

PMR not calibrated. PMF = 1.000 is applied.

E-field emissions = 93.51 V/m

Average value of Total=(93.51+93.18) / 2 = 93.35 V/m

PMF scaled E-field

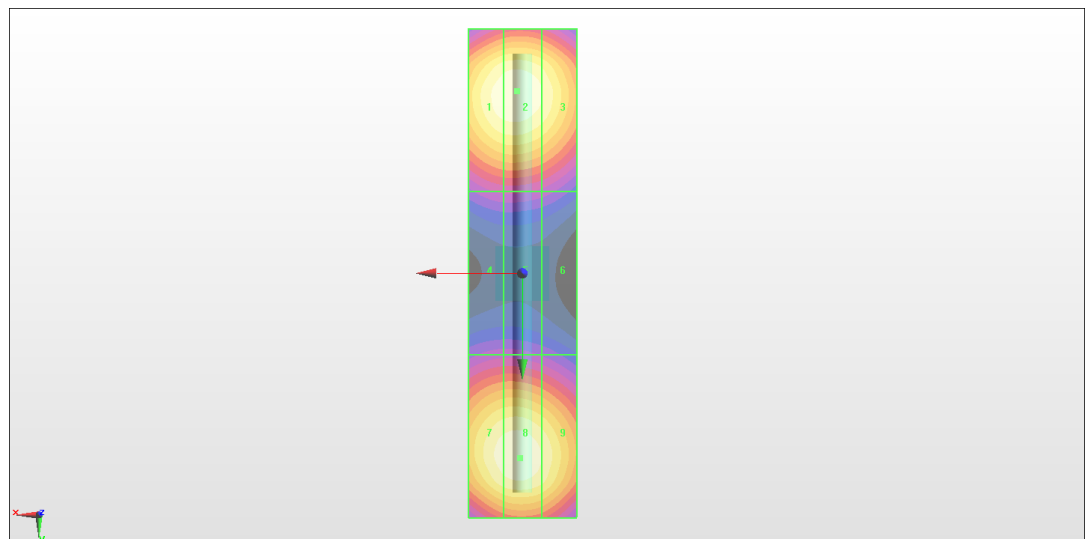
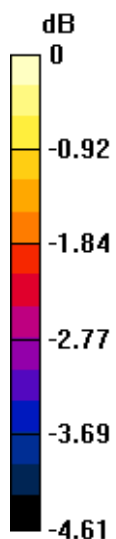
Grid 1 M3 92.72 V/m	Grid 2 M3 93.51 V/m	Grid 3 M3 90.61 V/m
Grid 4 M3 68.58 V/m	Grid 5 M3 68.68 V/m	Grid 6 M3 67.29 V/m
Grid 7 M3 92.16 V/m	Grid 8 M3 93.18 V/m	Grid 9 M3 90.40 V/m

Cursor:

Total = 93.51 V/m

E Category: M3

Location: 1, -33.5, 9.7 mm



0 dB = 93.51 V/m = 39.42 dBV/m

HAC_E_Dipole_2600

DUT: HAC Dipole 2600 MHz

Communication System: CW ; Frequency: 2600 MHz;Duty Cycle: 1:1

Medium: Air Medium parameters used: $\sigma = 0$ S/m, $\epsilon_r = 1$; $\rho = 0$ kg/m³

Ambient Temperature : 23.5 °C

DASY5 Configuration:

- Probe: EF3DV3 - SN4047; ConvF(1, 1, 1) @ 2600 MHz; Calibrated: 2019/1/30
- Sensor-Surface: (Fix Surface)
- Electronics: DAE4 Sn1399; Calibrated: 2018/11/16
- Phantom: HAC Test Arch with AMCC; Type: SD HAC P01 BA;
- Measurement SW: DASY52, Version 52.10 (2);SEMCAD X Version 14.6.12 (7470)

E Scan - measurement distance from the probe sensor center to CD2600 = 10mm & 15mm/Hearing Aid Compatibility Test at 15mm distance (41x181x1): Interpolated grid: dx=0.5000 mm, dy=0.5000 mm

Device Reference Point: 0, 0, -6.3 mm

Reference Value = 75.94 V/m; Power Drift = -0.00 dB

PMR not calibrated. PMF = 1.000 is applied.

E-field emissions = 93.78 V/m

Average value of Total=(93.78+92.87) / 2 = 93.33 V/m

PMF scaled E-field

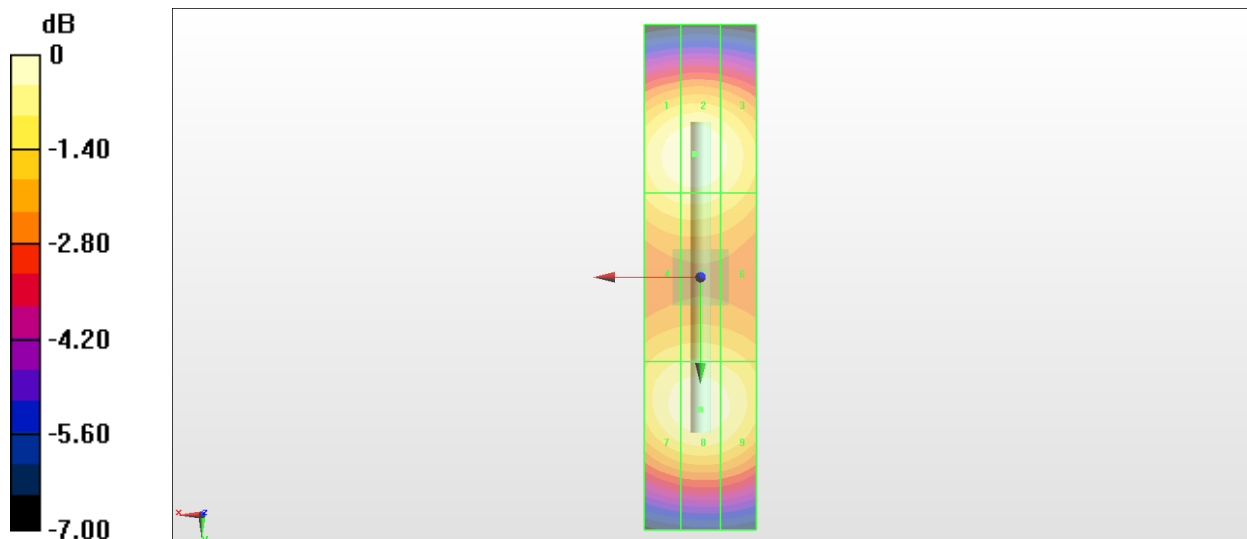
Grid 1 M3 92.85 V/m	Grid 2 M3 93.78 V/m	Grid 3 M3 90.67 V/m
Grid 4 M3 86.99 V/m	Grid 5 M3 87.46 V/m	Grid 6 M3 85.29 V/m
Grid 7 M3 91.42 V/m	Grid 8 M3 92.87 V/m	Grid 9 M3 90.90 V/m

Cursor:

Total = 93.78 V/m

E Category: M3

Location: 1, -22, 9.7 mm



0 dB = 93.78 V/m = 39.44 dBV/m