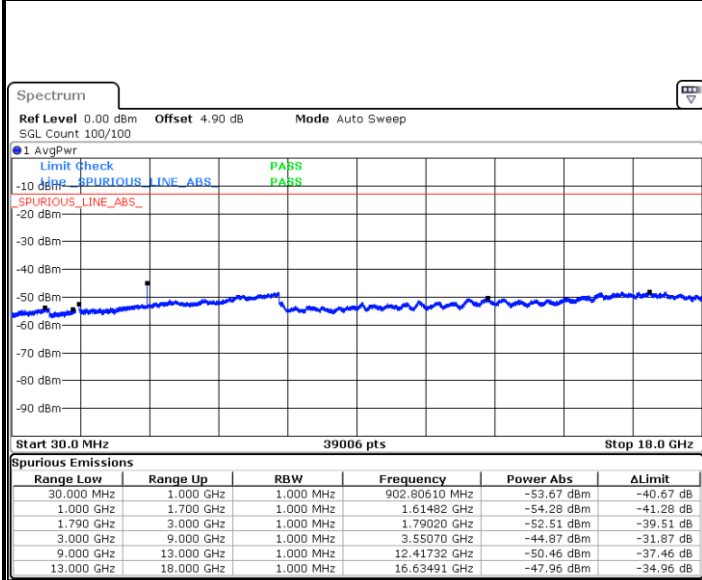




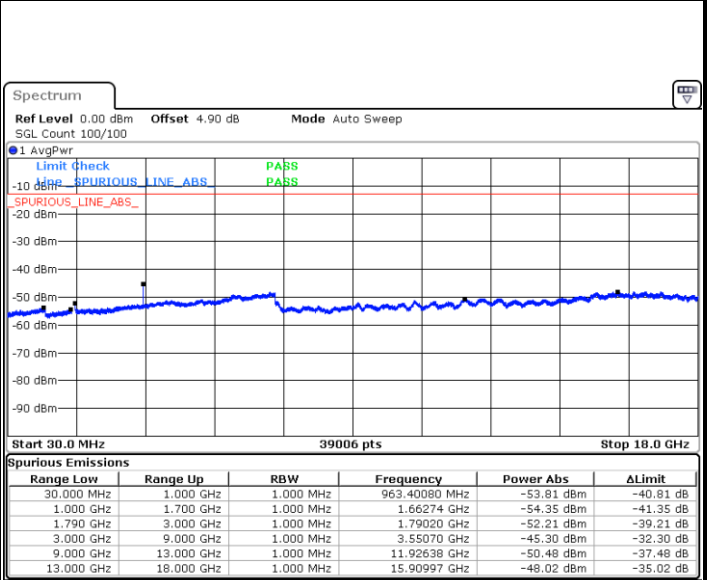
LTE Band 66 / 5MHz

Highest Channel / QPSK



Date: 8 APR 2019 16:10:22

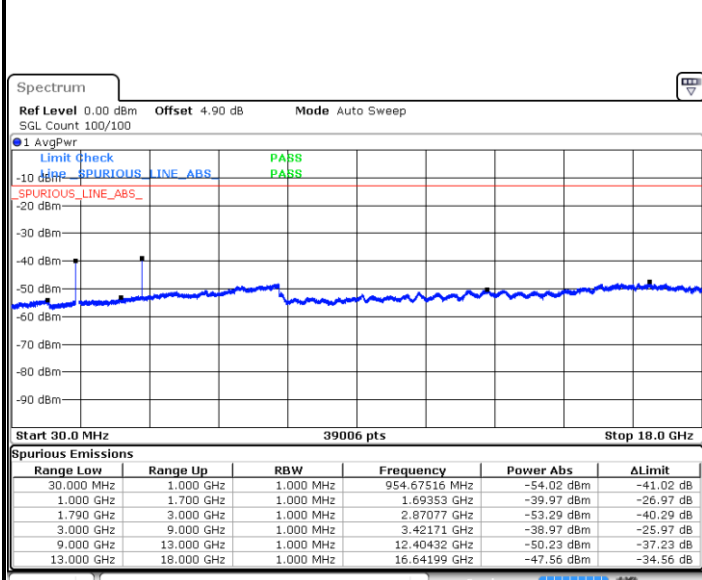
Highest Channel / 16QAM



Date: 8 APR 2019 16:10:54

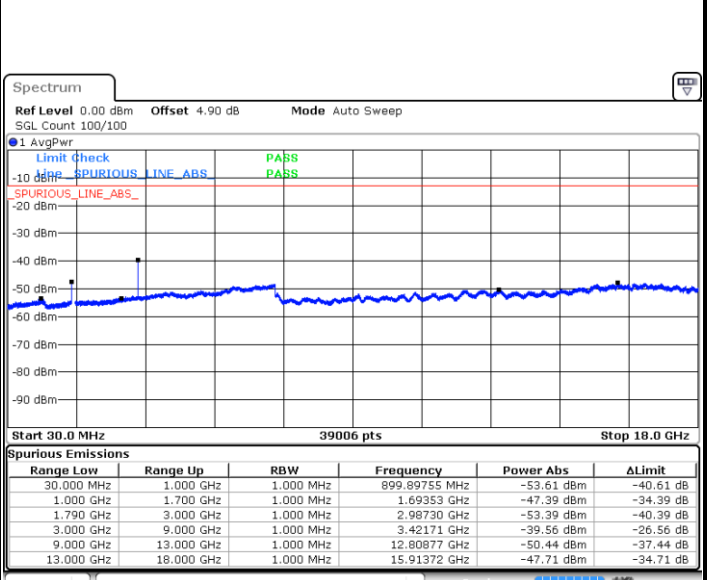
LTE Band 66 / 10MHz

Lowest Channel / QPSK



Date: 8 APR 2019 16:19:20

Lowest Channel / 16QAM



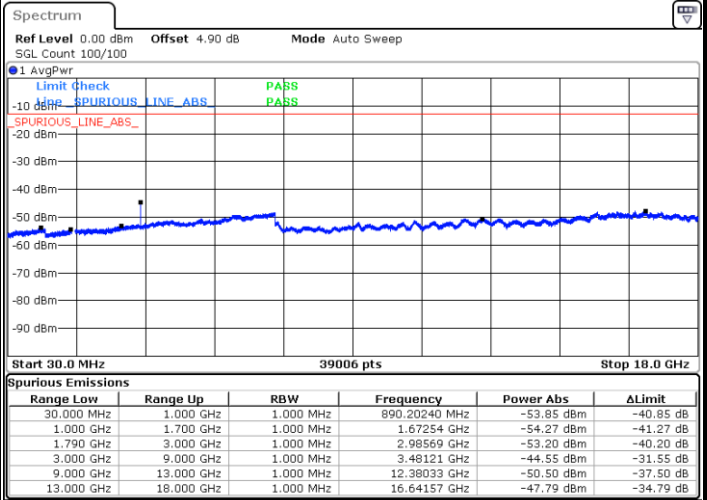
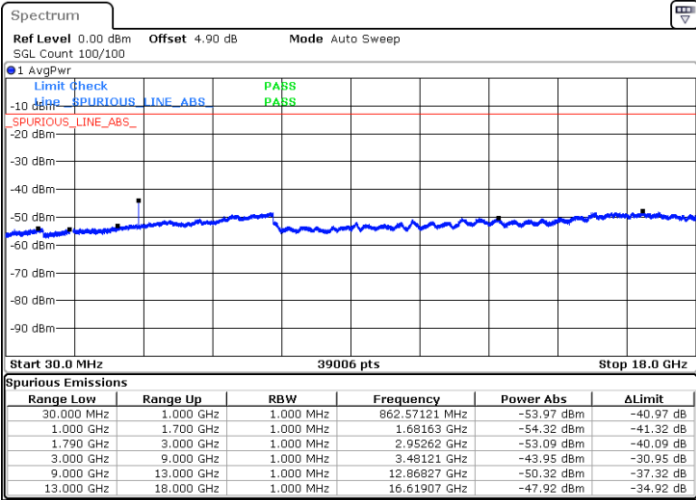
Date: 8 APR 2019 16:18:28



LTE Band 66 / 10MHz

Middle Channel / QPSK

Middle Channel / 16QAM

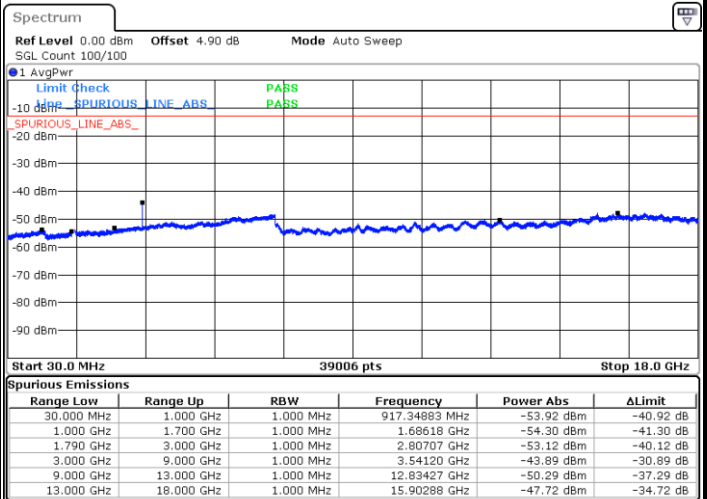
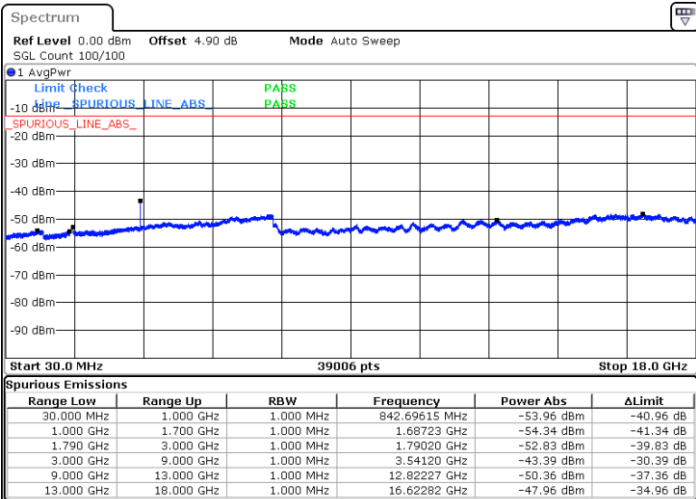


Date: 8 APR 2019 16:28:11

Date: 8 APR 2019 16:28:49

Highest Channel / QPSK

Highest Channel / 16QAM



Date: 8 APR 2019 16:38:21

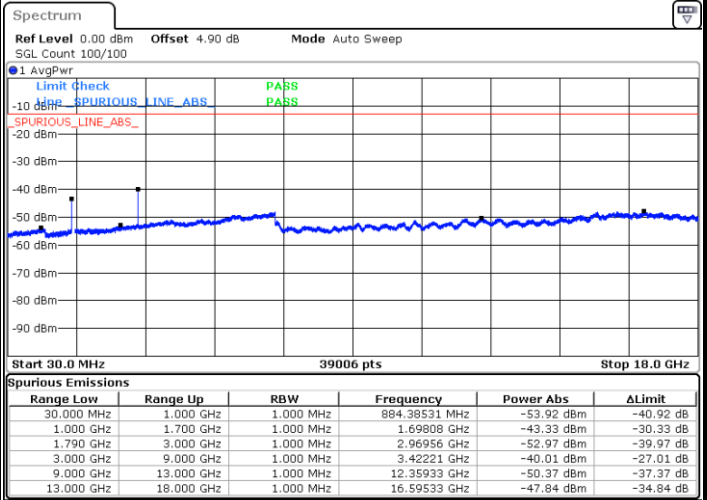
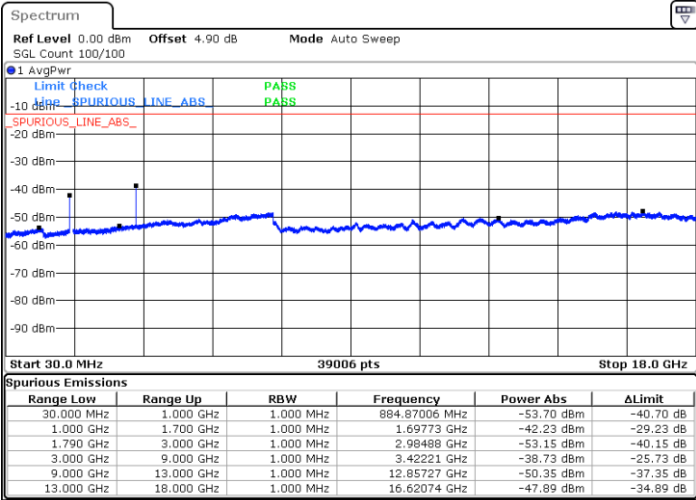
Date: 8 APR 2019 16:38:58



LTE Band 66 / 15MHz

Lowest Channel / QPSK

Lowest Channel / 16QAM

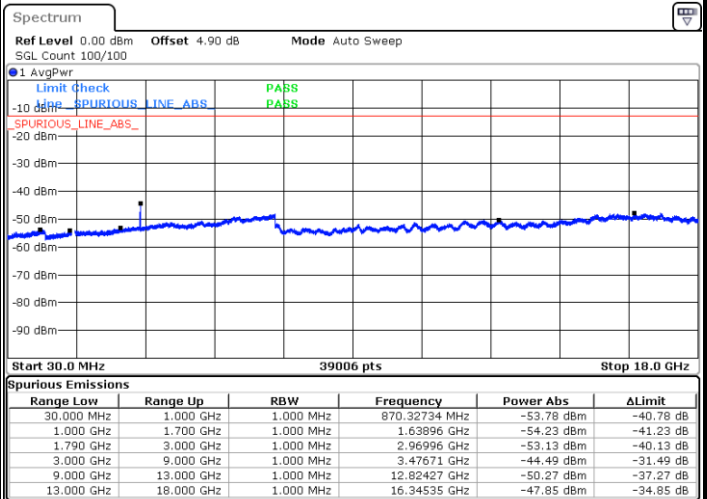
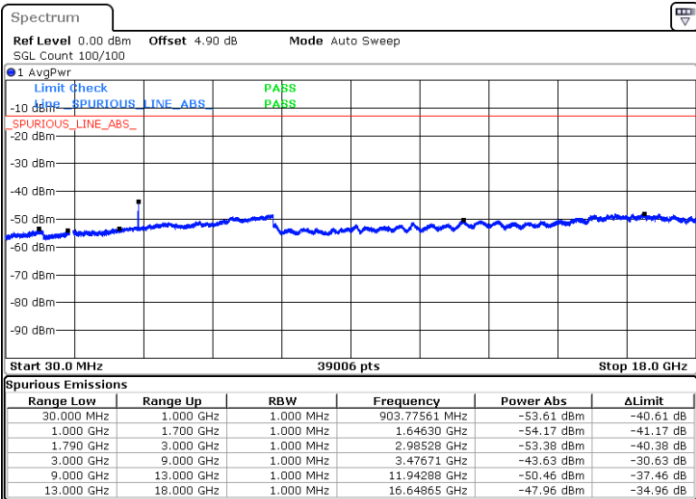


Date: 8 APR 2019 16:45:52

Date: 8 APR 2019 16:44:15

Middle Channel / QPSK

Middle Channel / 16QAM



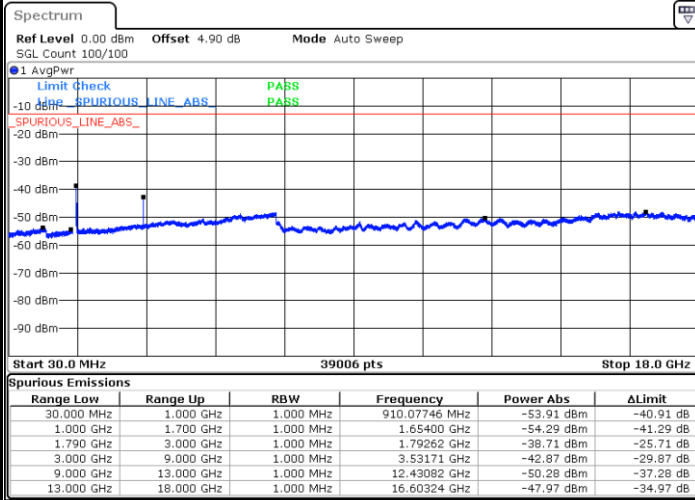
Date: 8 APR 2019 16:46:40

Date: 8 APR 2019 16:47:23



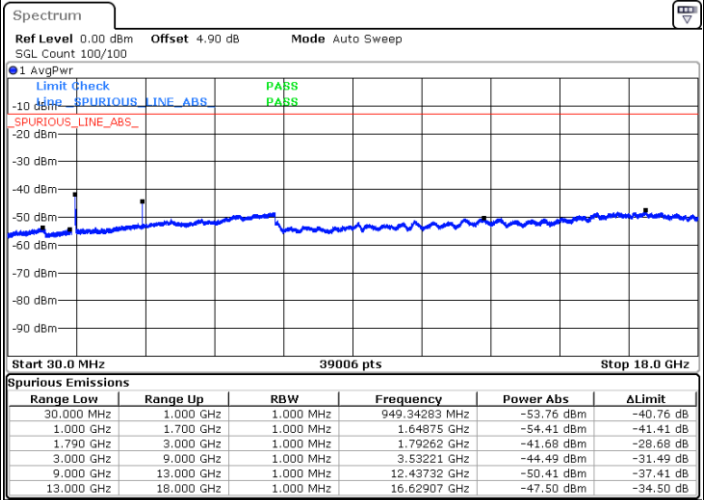
LTE Band 66 / 15MHz

Highest Channel / QPSK



Date: 8 APR 2019 16:54:27

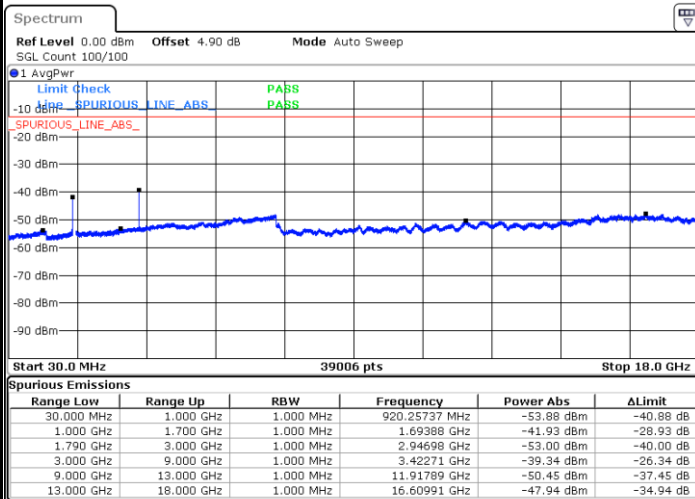
Highest Channel / 16QAM



Date: 8 APR 2019 16:53:54

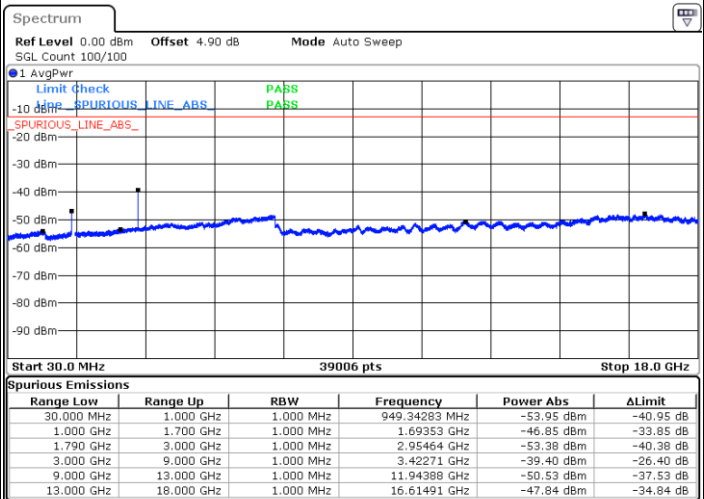
LTE Band 66 / 20MHz

Lowest Channel / QPSK



Date: 8 APR 2019 17:03:13

Lowest Channel / 16QAM



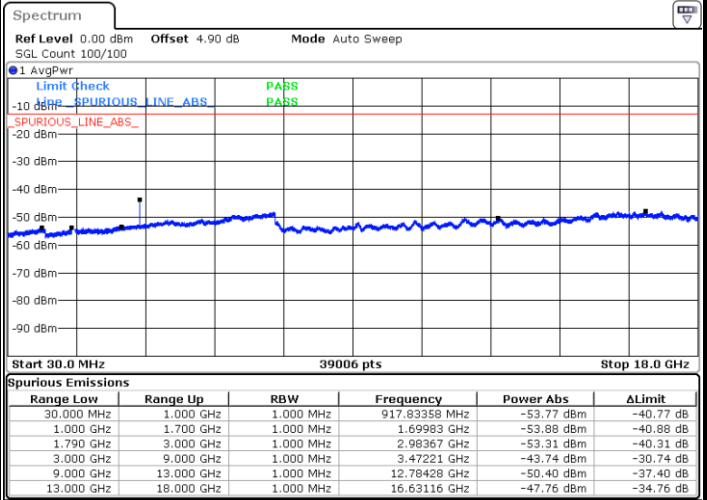
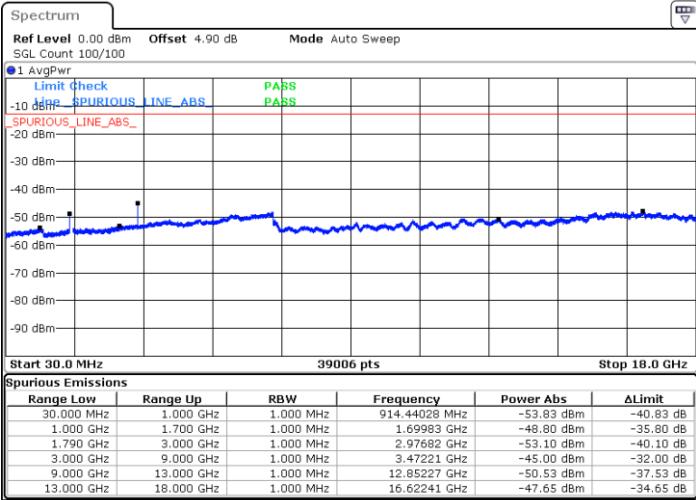
Date: 8 APR 2019 17:01:40



LTE Band 66 / 20MHz

Middle Channel / QPSK

Middle Channel / 16QAM

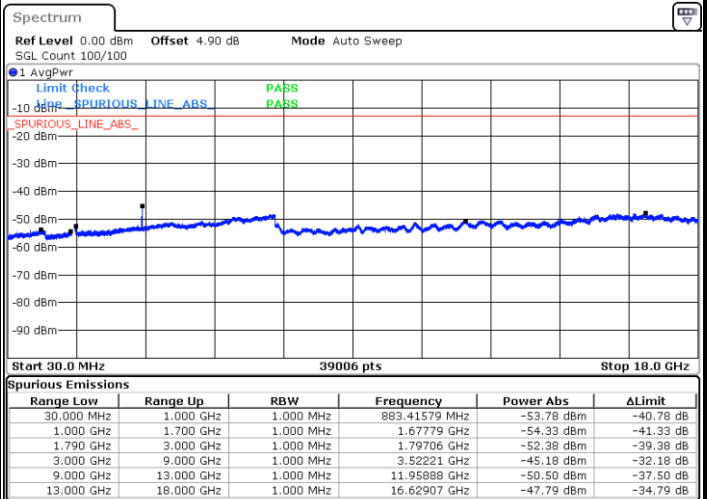
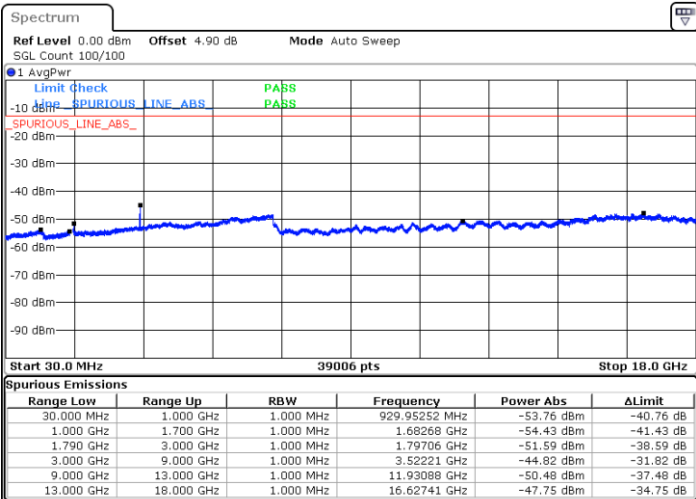


Date: 8 APR 2019 17:04:10

Date: 8 APR 2019 17:05:00

Highest Channel / QPSK

Highest Channel / 16QAM



Date: 8 APR 2019 17:18:04

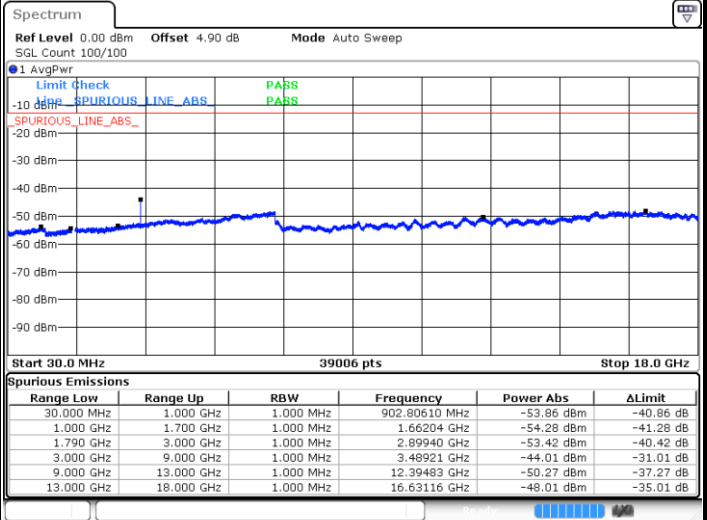
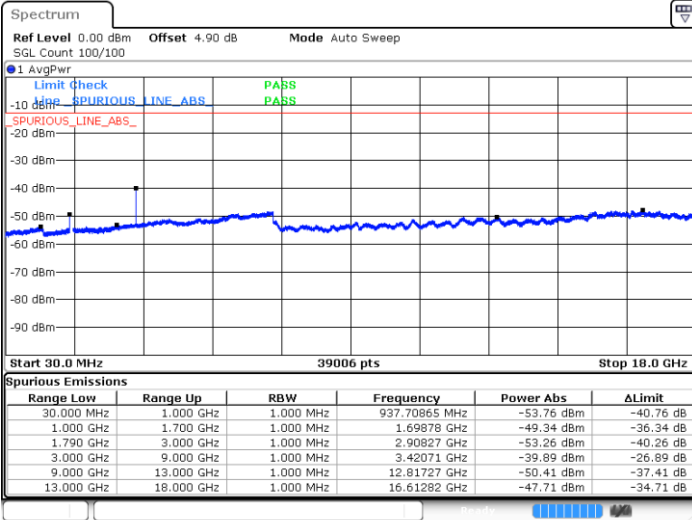
Date: 8 APR 2019 17:17:12



LTE Band 66 / 1.4MHz

Lowest Channel / 64QAM

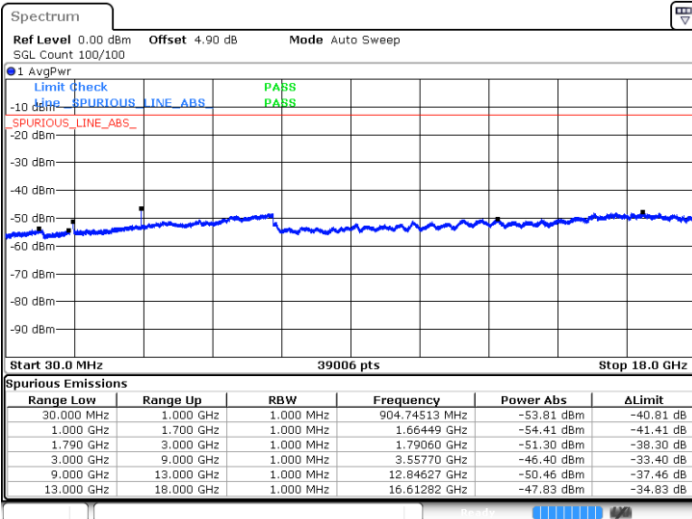
Middle Channel / 64QAM



Date: 8 APR 2019 15:12:24

Date: 8 APR 2019 15:13:42

Highest Channel / 64QAM



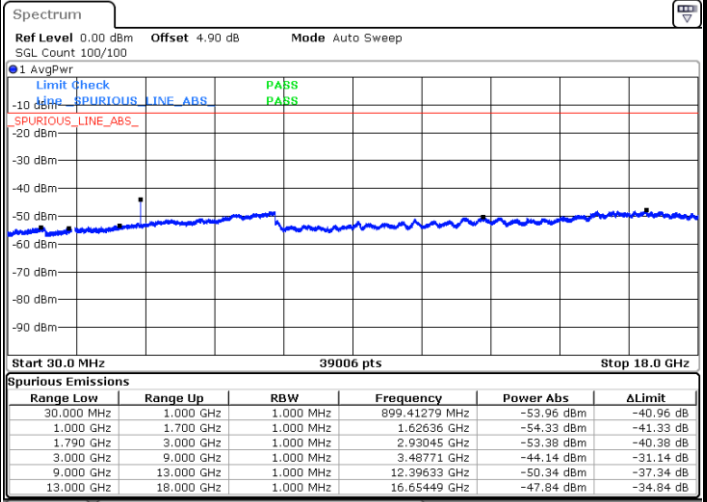
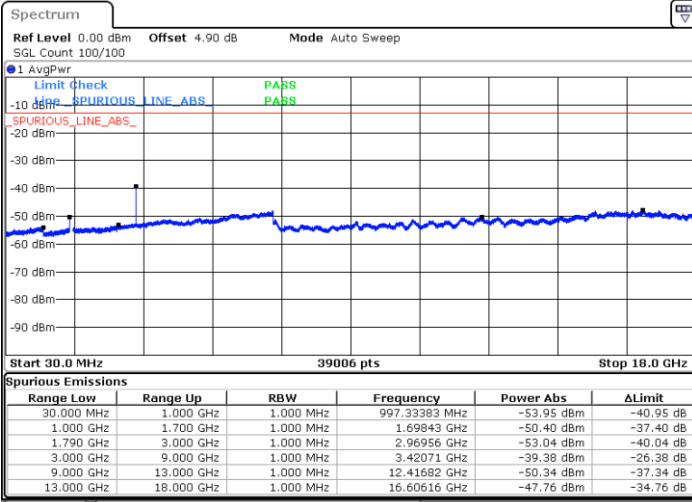
Date: 8 APR 2019 15:33:11



LTE Band 66 / 3MHz

Lowest Channel / 64QAM

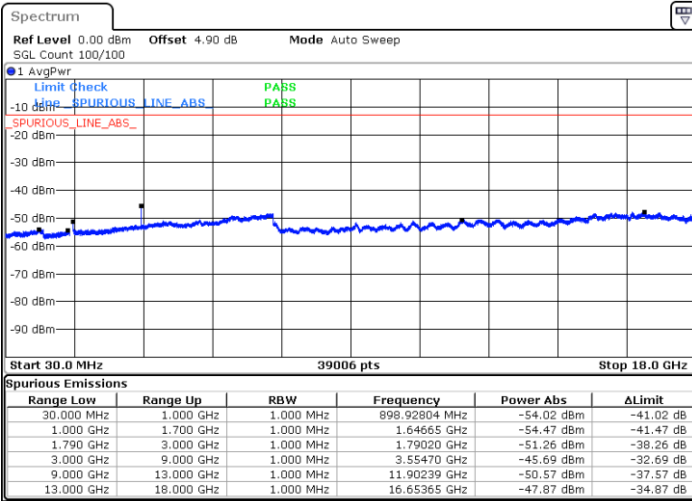
Middle Channel / 64QAM



Date: 8 APR 2019 15:44:08

Date: 8 APR 2019 15:45:09

Highest Channel / 64QAM



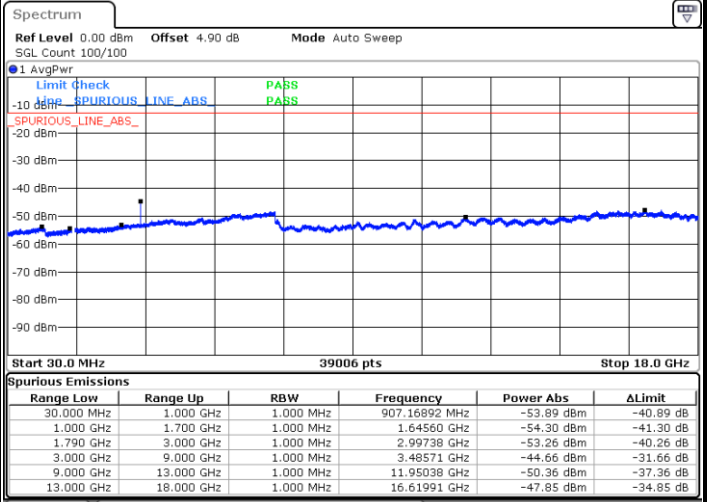
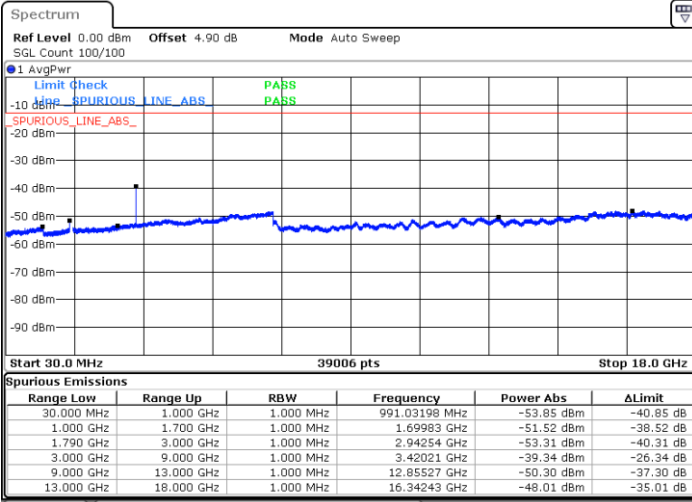
Date: 8 APR 2019 15:52:07



LTE Band 66 / 5MHz

Lowest Channel / 64QAM

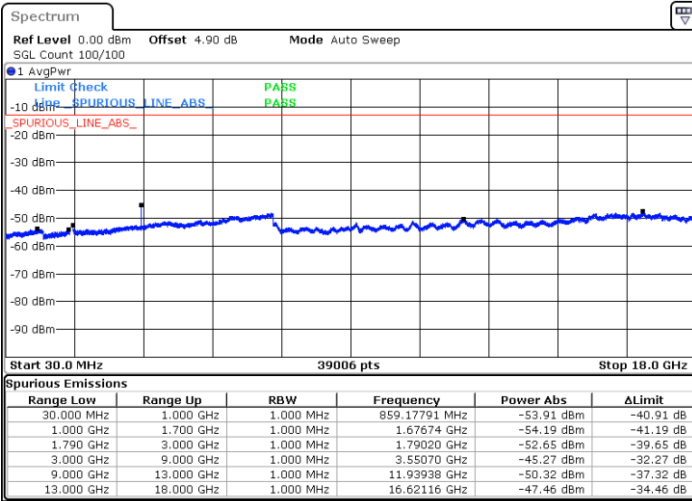
Middle Channel / 64QAM



Date: 8 APR 2019 16:01:44

Date: 8 APR 2019 16:02:30

Highest Channel / 64QAM



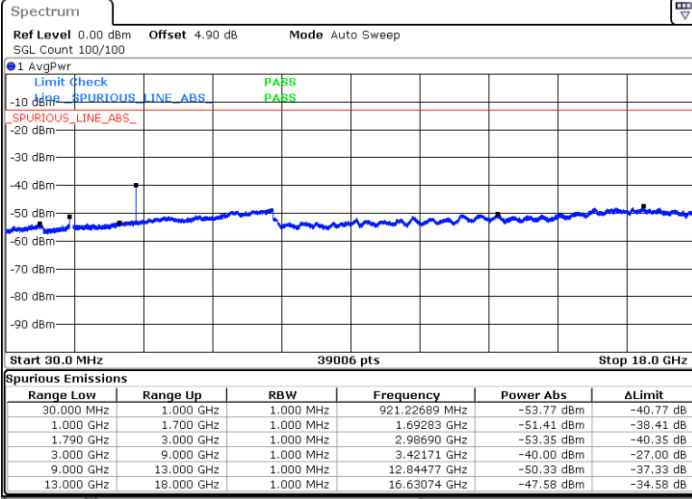
Date: 8 APR 2019 16:11:29



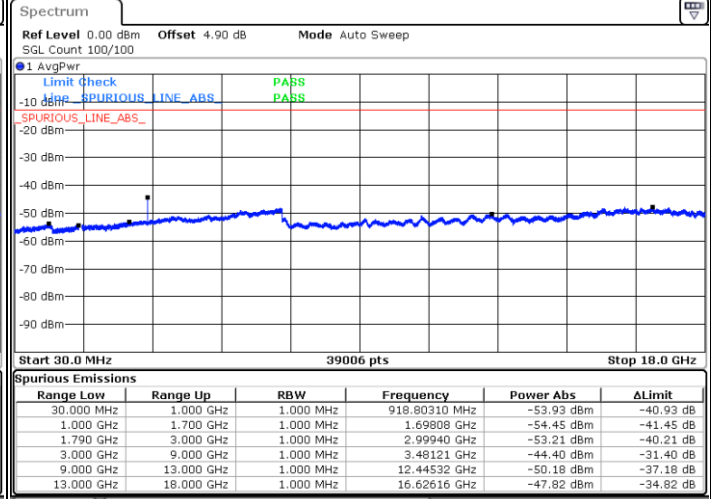
LTE Band 66 / 10MHz

Lowest Channel / 64QAM

Middle Channel / 64QAM

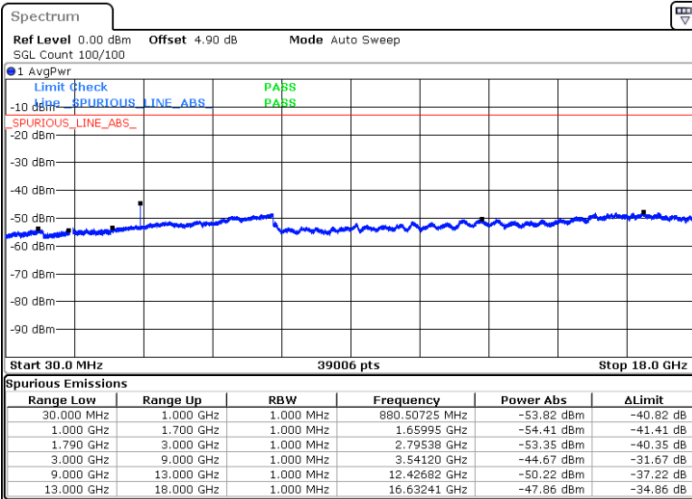


Date: 8 APR 2019 16:17:28



Date: 8 APR 2019 16:22:21

Highest Channel / 64QAM



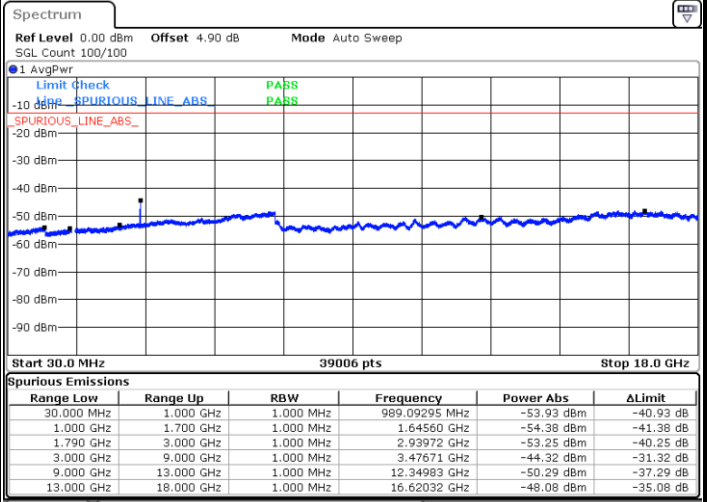
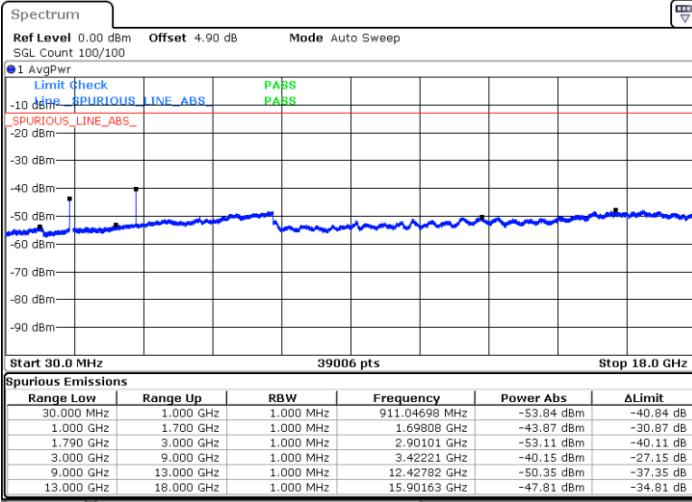
Date: 8 APR 2019 16:39:36



LTE Band 66 / 15MHz

Lowest Channel / 64QAM

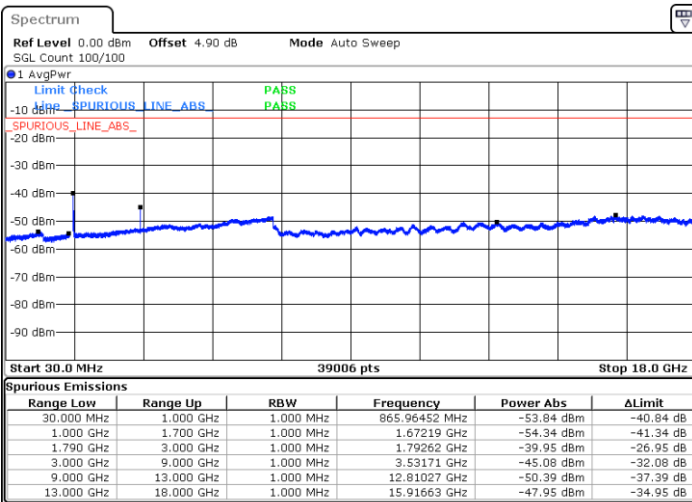
Middle Channel / 64QAM



Date: 8 APR 2019 16:43:30

Date: 8 APR 2019 16:48:33

Highest Channel / 64QAM



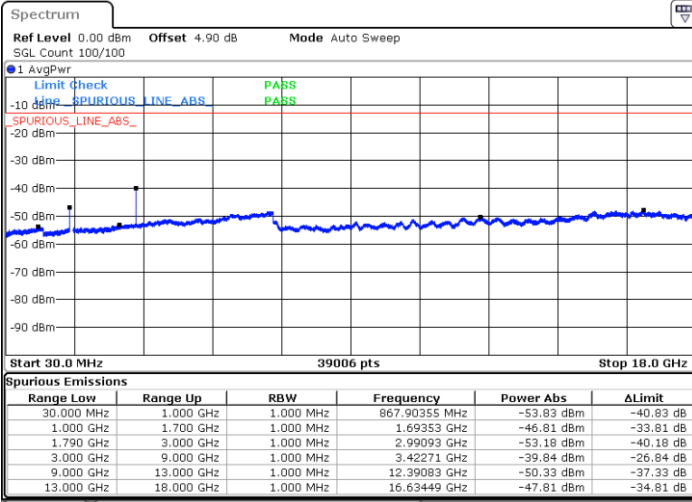
Date: 8 APR 2019 16:53:07



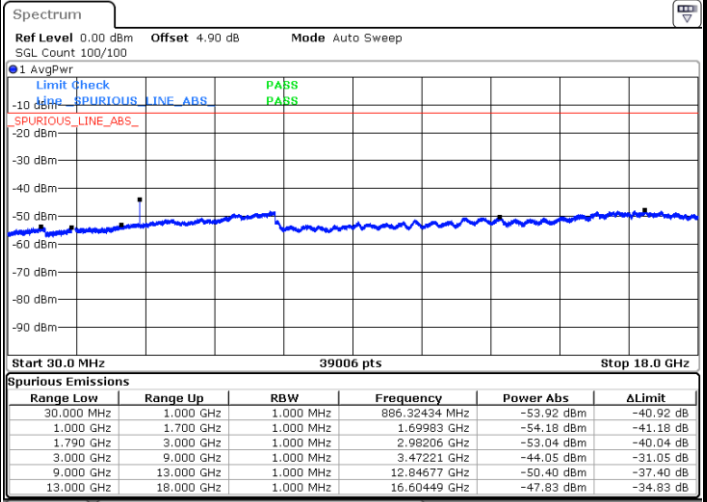
LTE Band 66 / 20MHz

Lowest Channel / 64QAM

Middle Channel / 64QAM

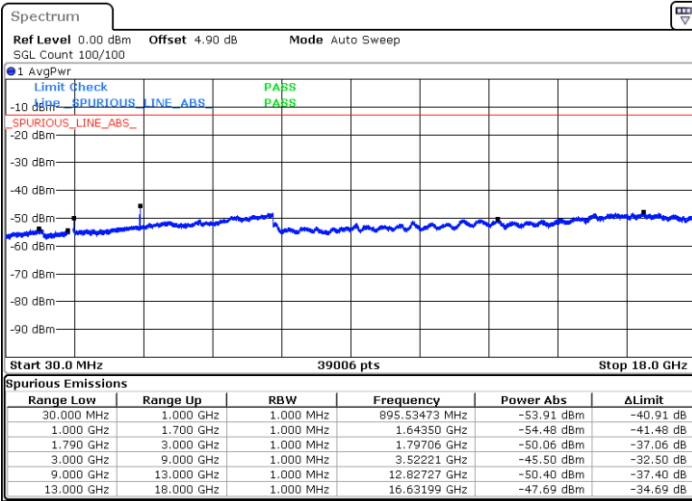


Date: 8 APR 2019 17:00:42



Date: 8 APR 2019 17:05:57

Highest Channel / 64QAM



Date: 8 APR 2019 17:16:33



Frequency Stability

Test Conditions		LTE Band 2 (QPSK) / Middle Channel	Limit
Temperature (°C)	Voltage (Volt)	BW 10MHz	Note 2.
		Deviation (ppm)	Result
50	Normal Voltage	0.0014	PASS
40	Normal Voltage	0.0027	
30	Normal Voltage	0.0007	
20(Ref.)	Normal Voltage	0.0000	
10	Normal Voltage	0.0026	
0	Normal Voltage	0.0009	
-10	Normal Voltage	0.0012	
-20	Normal Voltage	0.0035	
-30	Normal Voltage	0.0028	
20	Maximum Voltage	0.0002	
20	Normal Voltage	0.0007	
20	Battery End Point	0.0013	

Note:

1. Normal Voltage =3.8 V. ; Battery End Point (BEP) =3.4 V. ; Maximum Voltage =4.4 V.
2. Note: The frequency fundamental emissions stay within the authorized frequency block.



Test Conditions		LTE Band 5 (QPSK) / Middle Channel	Limit
Temperature (°C)	Voltage (Volt)	BW 10MHz	2.5ppm
		Deviation (ppm)	Result
50	Normal Voltage	0.0027	PASS
40	Normal Voltage	0.0068	
30	Normal Voltage	0.0050	
20(Ref.)	Normal Voltage	0.0000	
10	Normal Voltage	0.0010	
0	Normal Voltage	0.0063	
-10	Normal Voltage	0.0014	
-20	Normal Voltage	0.0057	
-30	Normal Voltage	0.0081	
20	Maximum Voltage	0.0054	
20	Normal Voltage	0.0071	
20	Battery End Point	0.0002	

Note:

1. Normal Voltage =3.8 V. ; Battery End Point (BEP) =3.4 V. ; Maximum Voltage =4.4 V.



Test Conditions		LTE Band 7 (QPSK) / Middle Channel	Limit
Temperature (°C)	Voltage (Volt)	BW 10MHz	Note 2.
		Deviation (ppm)	Result
50	Normal Voltage	0.0025	PASS
40	Normal Voltage	0.0019	
30	Normal Voltage	0.0008	
20(Ref.)	Normal Voltage	0.0000	
10	Normal Voltage	0.0018	
0	Normal Voltage	0.0034	
-10	Normal Voltage	0.0002	
-20	Normal Voltage	0.0004	
-30	Normal Voltage	0.0021	
20	Maximum Voltage	0.0006	
20	Normal Voltage	0.0034	
20	Battery End Point	0.0037	

Note:

1. Normal Voltage =3.8 V. ; Battery End Point (BEP) =3.4 V. ; Maximum Voltage =4.4 V.
2. Note: The frequency fundamental emissions stay within the authorized frequency block.



Test Conditions		LTE Band 12 (QPSK) / Middle Channel	Limit
Temperature (°C)	Voltage (Volt)	BW 10MHz	Note 2.
		Deviation (ppm)	Result
50	Normal Voltage	0.0014	PASS
40	Normal Voltage	0.0066	
30	Normal Voltage	0.0086	
20(Ref.)	Normal Voltage	0.0000	
10	Normal Voltage	0.0011	
0	Normal Voltage	0.0068	
-10	Normal Voltage	0.0008	
-20	Normal Voltage	0.0082	
-30	Normal Voltage	0.0063	
20	Maximum Voltage	0.0093	
20	Normal Voltage	0.0020	
20	Battery End Point	0.0082	

Note:

1. Normal Voltage =3.8 V. ; Battery End Point (BEP) =3.4 V. ; Maximum Voltage =4.4 V.
2. Note: The frequency fundamental emissions stay within the authorized frequency block.



Test Conditions		LTE Band 66 (QPSK) / Middle Channel	Limit
Temperature (°C)	Voltage (Volt)	BW 10MHz	Note 2.
		Deviation (ppm)	Result
50	Normal Voltage	0.0004	PASS
40	Normal Voltage	0.0026	
30	Normal Voltage	0.0007	
20(Ref.)	Normal Voltage	0.0000	
10	Normal Voltage	0.0016	
0	Normal Voltage	0.0009	
-10	Normal Voltage	0.0012	
-20	Normal Voltage	0.0024	
-30	Normal Voltage	0.0028	
20	Maximum Voltage	0.0002	
20	Normal Voltage	0.0007	
20	Battery End Point	0.0011	

Note:

1. Normal Voltage =3.8 V. ; Battery End Point (BEP) =3.4 V. ; Maximum Voltage =4.4 V.
2. Note: The frequency fundamental emissions stay within the authorized frequency block.



Appendix B. Test Results of Radiated Test

Radiated Spurious Emission

LTE Band 2 / 20MHz / QPSK								
Channel	Frequency (MHz)	ERP (dBm)	Limit (dBm)	Over Limit (dB)	S.G. Power (dBm)	TX Cable loss (dB)	TX Antenna Gain (dBi)	Polarization (H/V)
Middle	3741	-55.20	-13	-42.20	-67.46	2.641	14.90	H
	5613	-46.70	-13	-33.70	-58.56	2.94	14.80	H
	7482	-52.51	-13	-39.51	-62.28	3.39	13.16	H
	3741	-54.27	-13	-41.27	-66.53	2.64	14.90	V
	5613	-50.15	-13	-37.15	-62.01	2.94	14.80	V
	7482	-51.92	-13	-38.92	-61.69	3.39	13.16	V

Remark: Spurious emissions within 30-1000MHz were found more than 20dB below limit line.

LTE Band 5 / 10MHz / QPSK								
Channel	Frequency (MHz)	ERP (dBm)	Limit (dBm)	Over Limit (dB)	S.G. Power (dBm)	TX Cable loss (dB)	TX Antenna Gain (dBi)	Polarization (H/V)
Middle	1666	-61.84	-13	-48.84	-65.08	1.11	6.50	H
	2498	-58.66	-13	-45.66	-61.28	1.43	6.20	H
	3330	-59.77	-13	-46.77	-64.21	1.71	8.30	H
	1666	-61.54	-13	-48.54	-64.78	1.11	6.50	V
	2498	-56.34	-13	-43.34	-58.96	1.43	6.20	V
	3330	-59.53	-13	-46.53	-63.97	1.71	8.30	V

Remark: Spurious emissions within 30-1000MHz were found more than 20dB below limit line.



LTE Band 7 / 20MHz / QPSK								
Channel	Frequency (MHz)	ERP (dBm)	Limit (dBm)	Over Limit (dB)	S.G. Power (dBm)	TX Cable loss (dB)	TX Antenna Gain (dBi)	Polarization (H/V)
Middle	5052	-59.38	-25	-34.38	-69.59	3.03	13.24	H
	7576	-57.12	-25	-32.12	-66.57	3.56	13.01	H
	10104	-58.50	-25	-33.50	-68.02	3.92	13.44	H
	5052	-58.64	-25	-33.64	-68.85	3.03	13.24	V
	7580	-50.29	-25	-25.29	-59.74	3.56	13.01	V
	10104	-58.78	-25	-33.78	-68.30	3.92	13.44	V

Remark: Spurious emissions within 30-1000MHz were found more than 20dB below limit line.

LTE Band 12 / 10MHz / QPSK								
Channel	Frequency (MHz)	ERP (dBm)	Limit (dBm)	Over Limit (dB)	S.G. Power (dBm)	TX Cable loss (dB)	TX Antenna Gain (dBi)	Polarization (H/V)
Middle	1410	-58.40	-13	-45.40	-64.42	1.40	9.57	H
	2114	-45.01	-13	-32.01	-52.42	1.87	11.44	H
	2812	-63.29	-13	-50.29	-72.18	2.31	13.35	H
	1410	-60.75	-13	-47.75	-66.77	1.40	9.57	V
	2116	-52.01	-13	-39.01	-59.42	1.87	11.44	V
	2812	-63.53	-13	-50.53	-72.42	2.31	13.35	V

Remark: Spurious emissions within 30-1000MHz were found more than 20dB below limit line.



LTE Band 66 / 20MHz / QPSK								
Channel	Frequency (MHz)	ERP (dBm)	Limit (dBm)	Over Limit (dB)	S.G. Power (dBm)	TX Cable loss (dB)	TX Antenna Gain (dBi)	Polarization (H/V)
Middle	3471	-47.23	-13	-34.23	-57.97	2.604	13.34	H
	5208	-52.54	-13	-39.54	-63.05	3.011	13.52	H
	6942	-54.58	-13	-41.58	-64.78	3.271	13.47	H
	3471	-52.56	-13	-39.56	-63.30	2.604	13.34	V
	5208	-53.39	-13	-40.39	-63.90	3.011	13.52	V
	6942	-54.17	-13	-41.17	-64.37	3.271	13.47	V

Remark: Spurious emissions within 30-1000MHz were found more than 20dB below limit line.