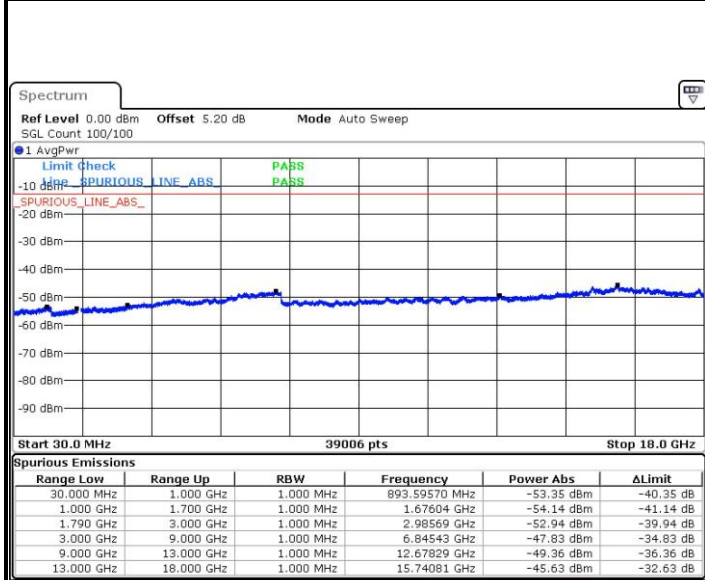




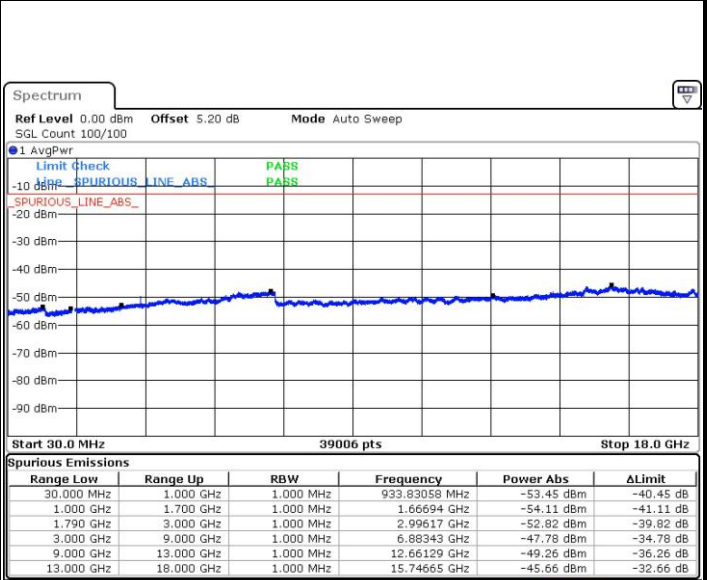
LTE Band 66 / 5MHz

Lowest Channel / 64QAM



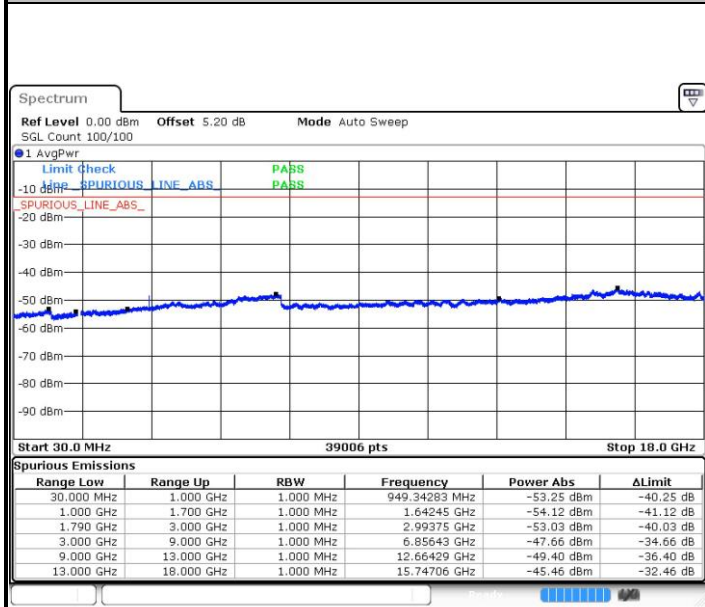
Date: 3.MAR.2019 12:42:11

Middle Channel / 64QAM



Date: 3.MAR.2019 12:43:17

Highest Channel / 64QAM

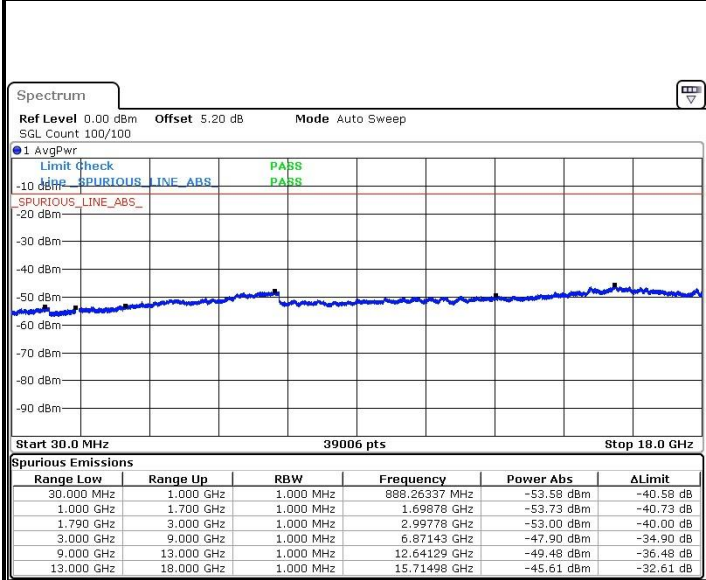


Date: 3.MAR.2019 12:44:05



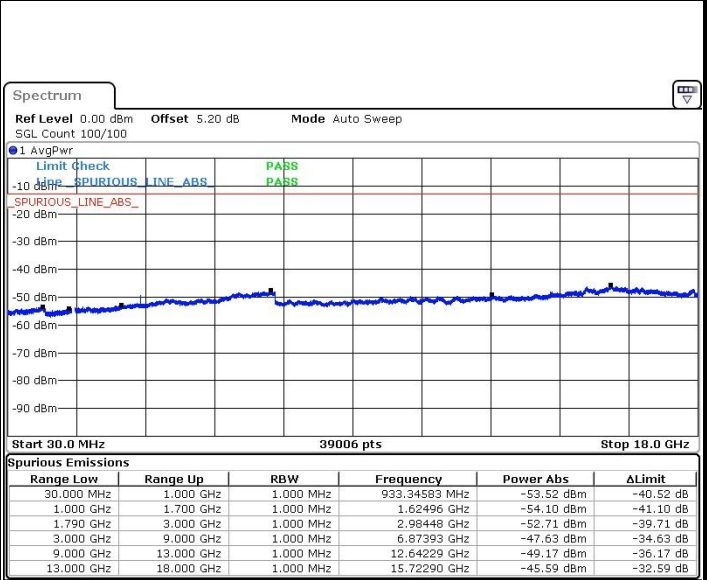
LTE Band 66 / 10MHz

Lowest Channel / 64QAM



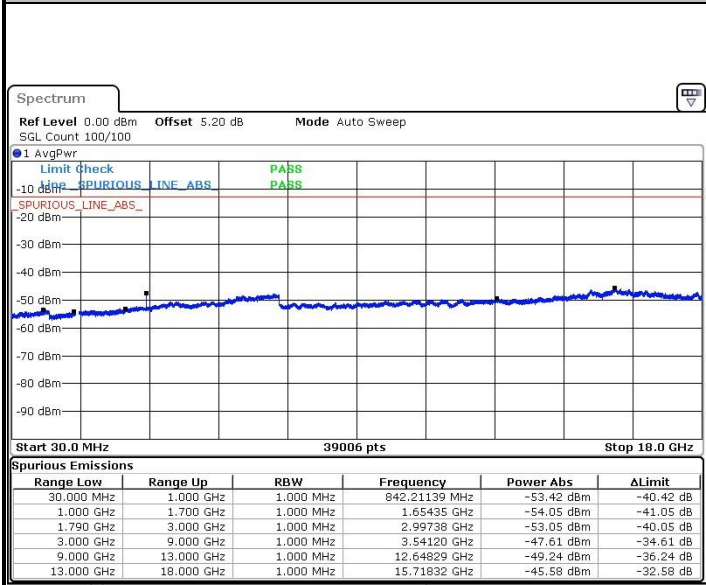
Date: 3 MAR 2019 12:54:05

Middle Channel / 64QAM



Date: 3 MAR 2019 12:55:00

Highest Channel / 64QAM



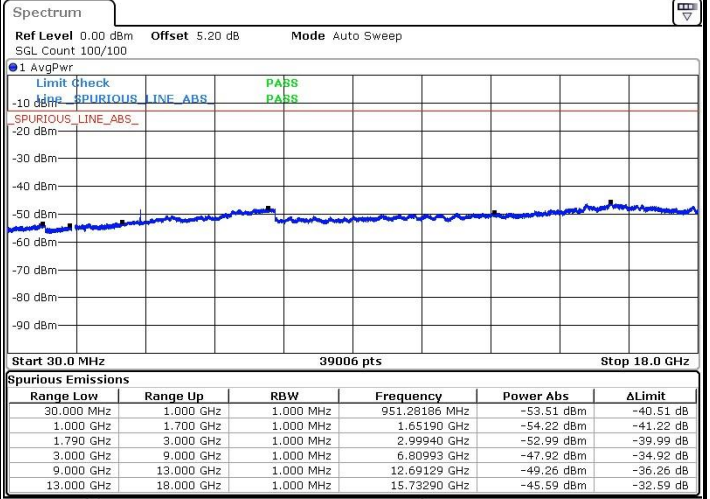
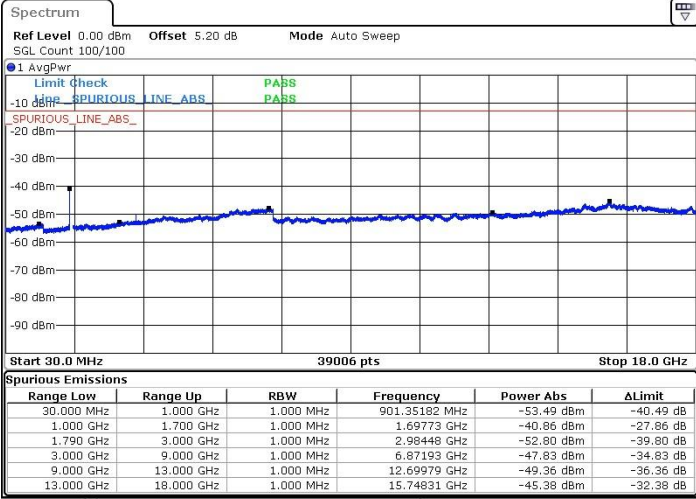
Date: 3 MAR 2019 12:56:33



LTE Band 66 / 15MHz

Lowest Channel / 64QAM

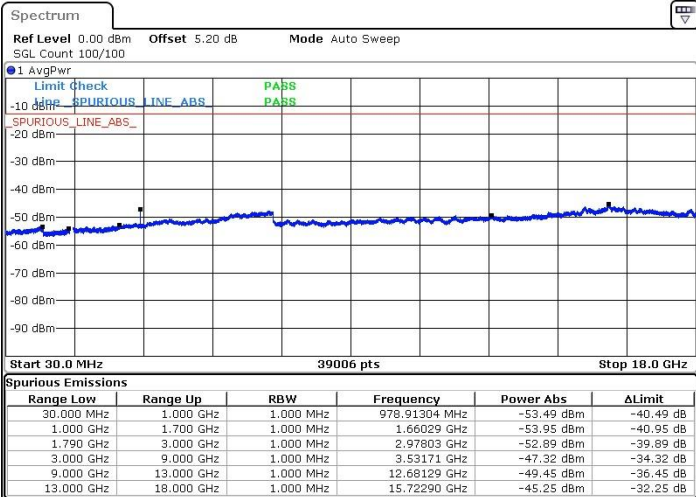
Middle Channel / 64QAM



Date: 3 MAR 2019 13:09:47

Date: 3 MAR 2019 13:10:53

Highest Channel / 64QAM



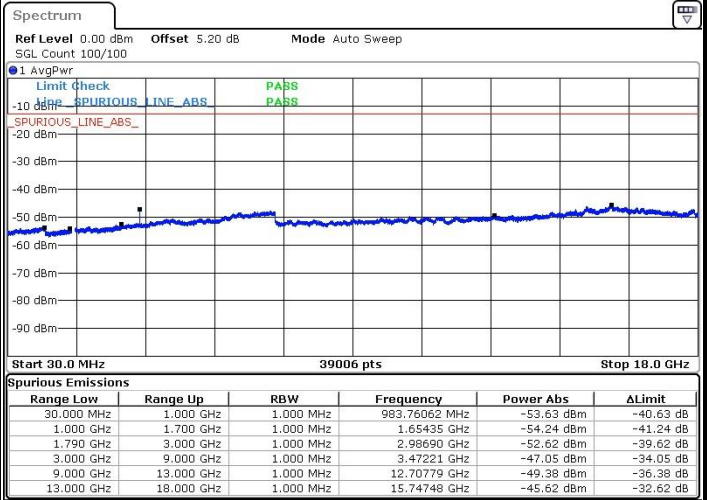
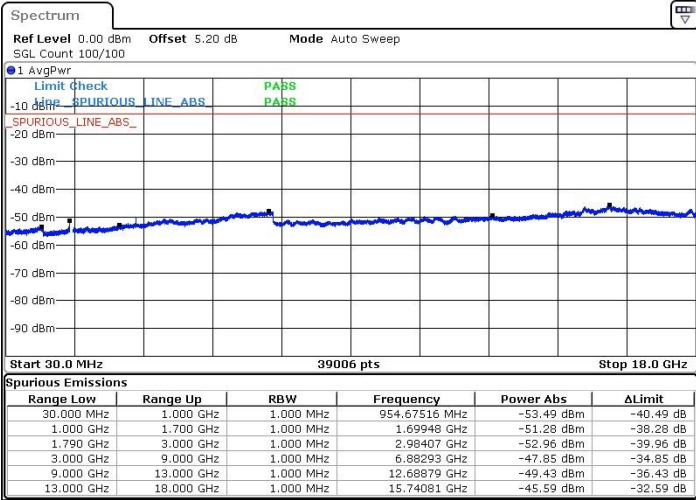
Date: 3 MAR 2019 13:11:42



LTE Band 66 / 20MHz

Lowest Channel / 64QAM

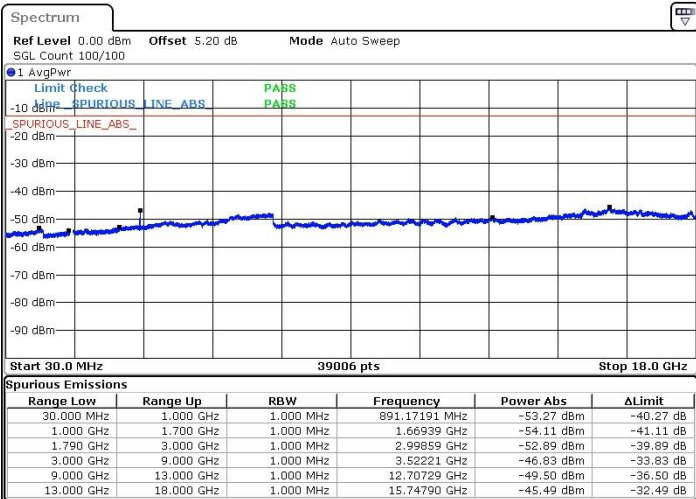
Middle Channel / 64QAM



Date: 3 MAR 2019 13:31:48

Date: 3 MAR 2019 13:32:32

Highest Channel / 64QAM



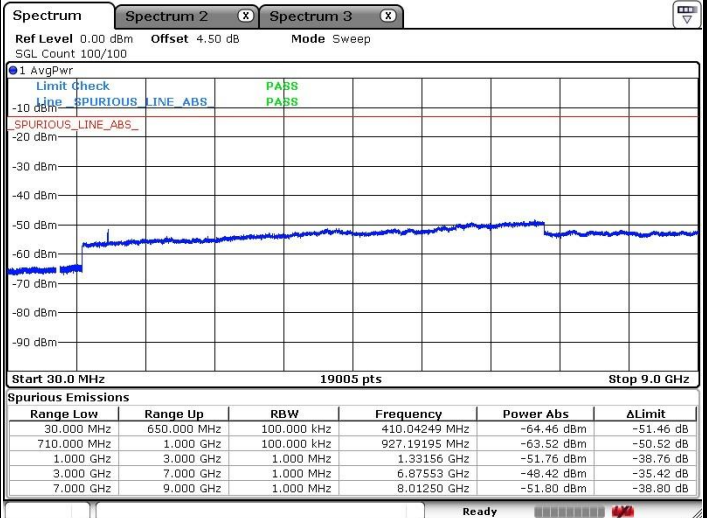
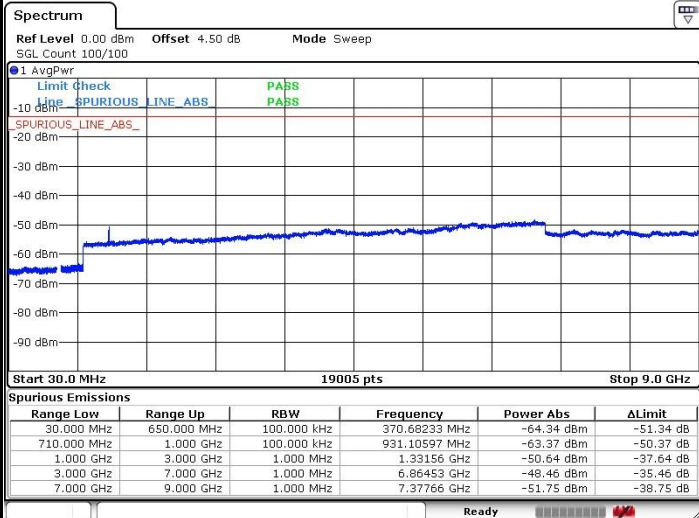
Date: 3 MAR 2019 13:33:35



LTE Band 71 / 5MHz

Lowest Channel / QPSK

Lowest Channel / 16QAM

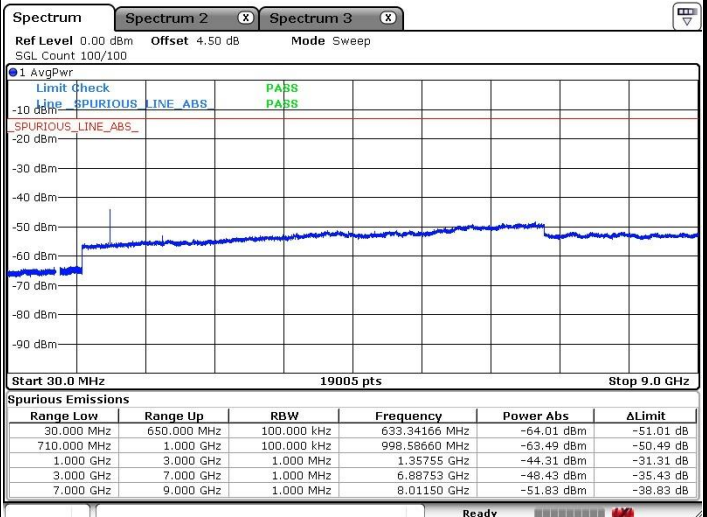
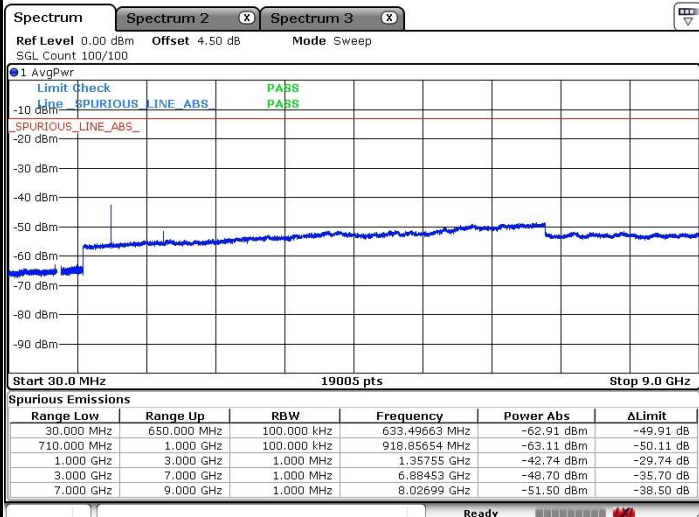


Date: 12.MAR.2019 22:38:29

Date: 12.MAR.2019 22:44:14

Middle Channel / QPSK

Middle Channel / 16QAM



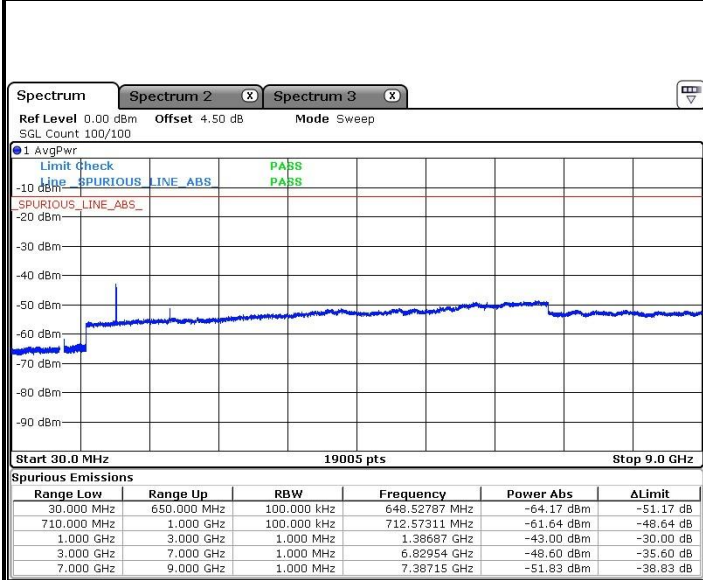
Date: 12.MAR.2019 22:49:35

Date: 12.MAR.2019 22:48:01



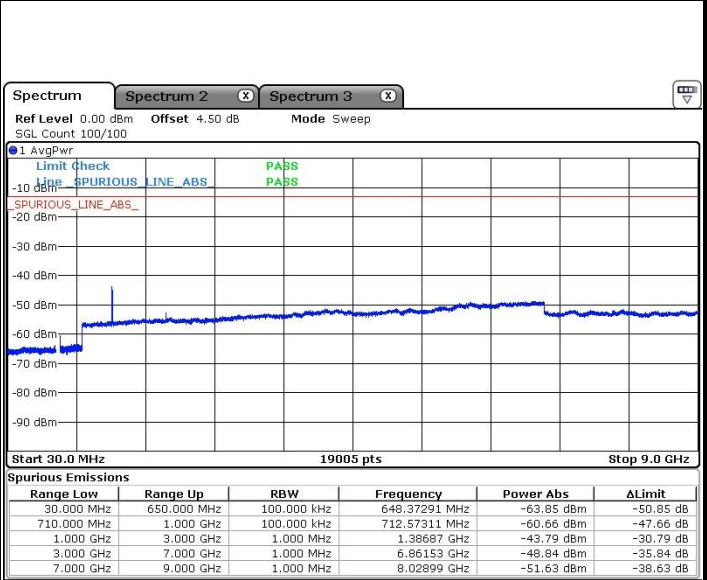
LTE Band 71 / 5MHz

Highest Channel / QPSK



Date: 12.MAR.2019 22:50:18

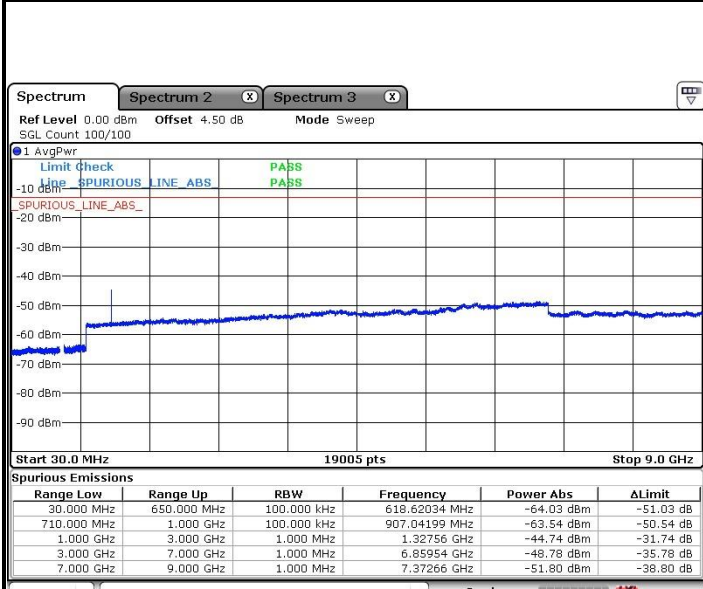
Highest Channel / 16QAM



Date: 12.MAR.2019 22:51:42

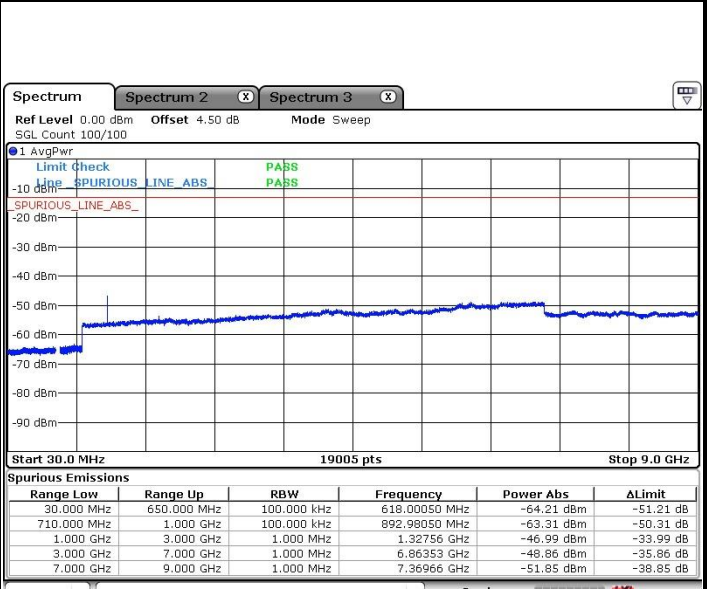
LTE Band 71 / 10MHz

Lowest Channel / QPSK



Date: 12.MAR.2019 22:57:29

Lowest Channel / 16QAM

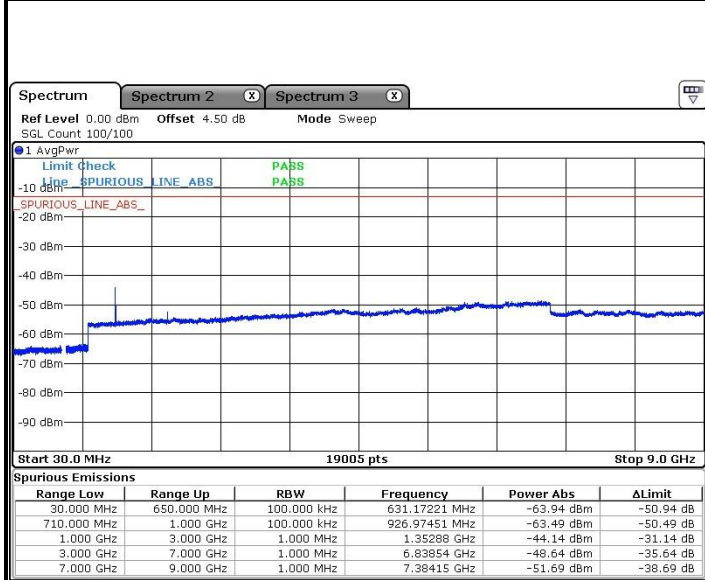


Date: 12.MAR.2019 22:58:21



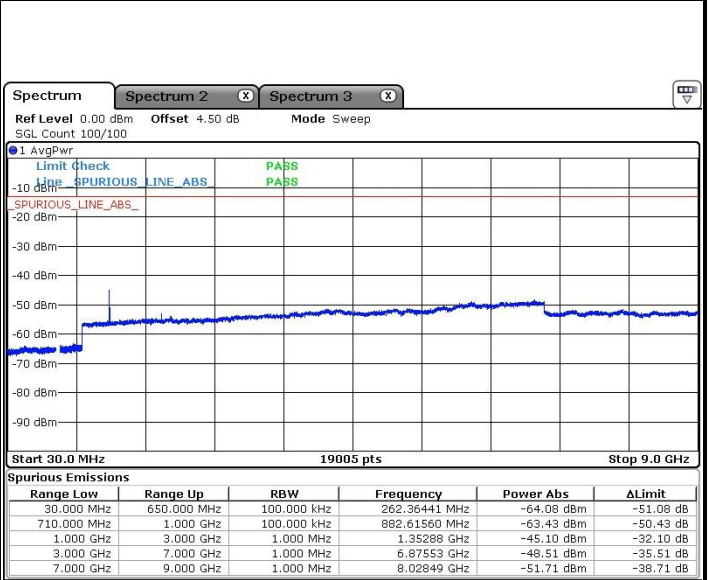
LTE Band 71 / 10MHz

Middle Channel / QPSK



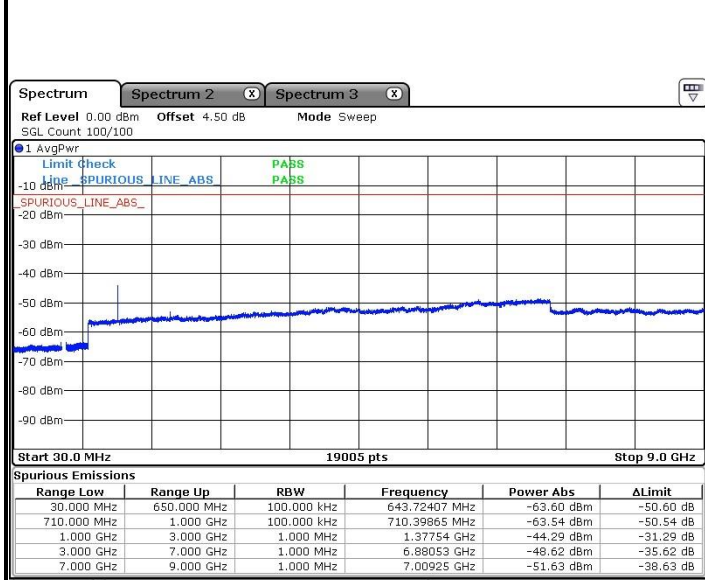
Date: 12.MAR.2019 23:06:41

Middle Channel / 16QAM



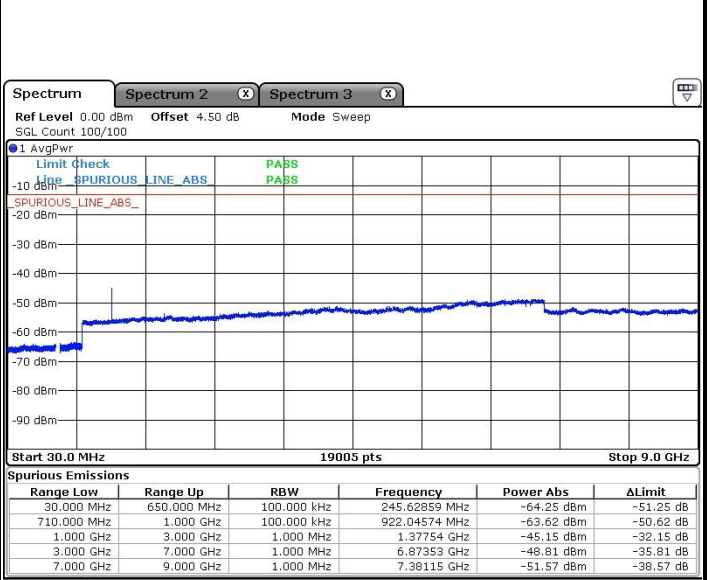
Date: 12.MAR.2019 23:06:15

Highest Channel / QPSK



Date: 12.MAR.2019 23:07:13

Highest Channel / 16QAM

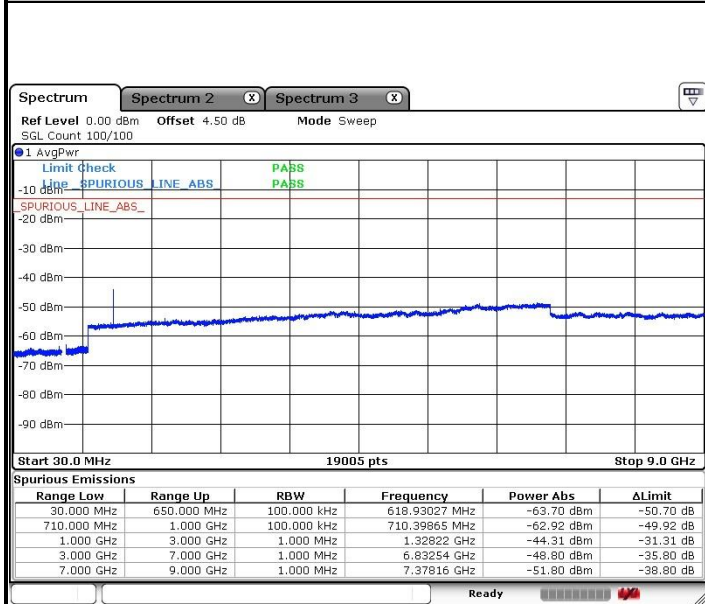


Date: 12.MAR.2019 23:07:57



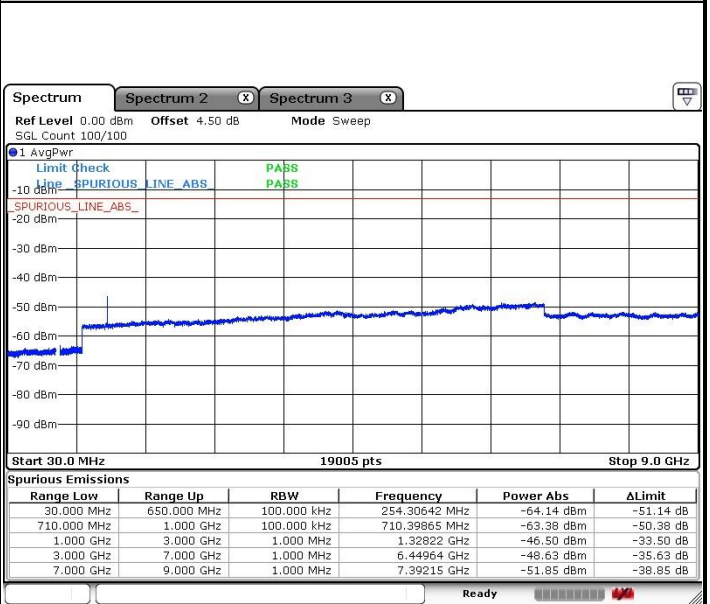
LTE Band 71 / 15MHz

Lowest Channel / QPSK



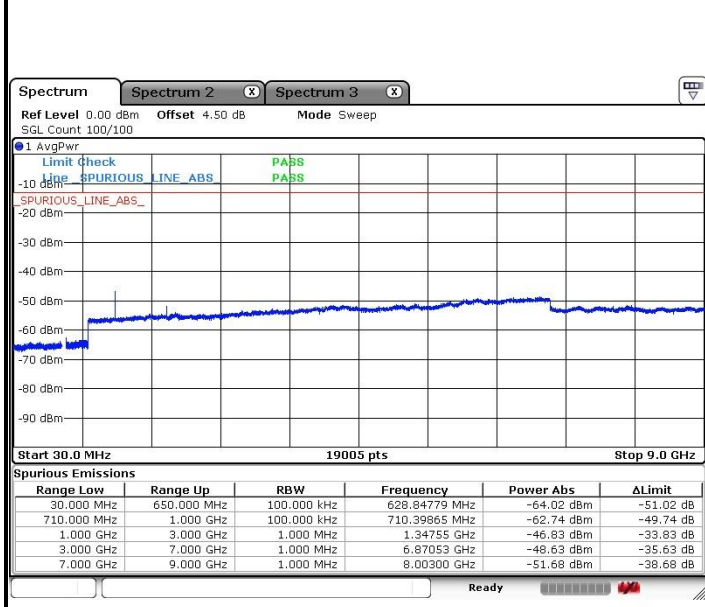
Date: 12.MAR.2019 23:11:41

Lowest Channel / 16QAM



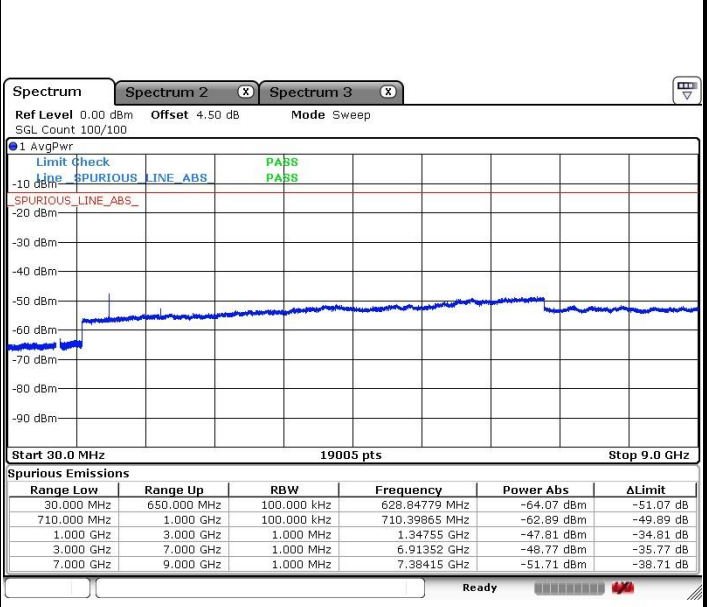
Date: 12.MAR.2019 23:12:16

Middle Channel / QPSK



Date: 12.MAR.2019 23:19:17

Middle Channel / 16QAM

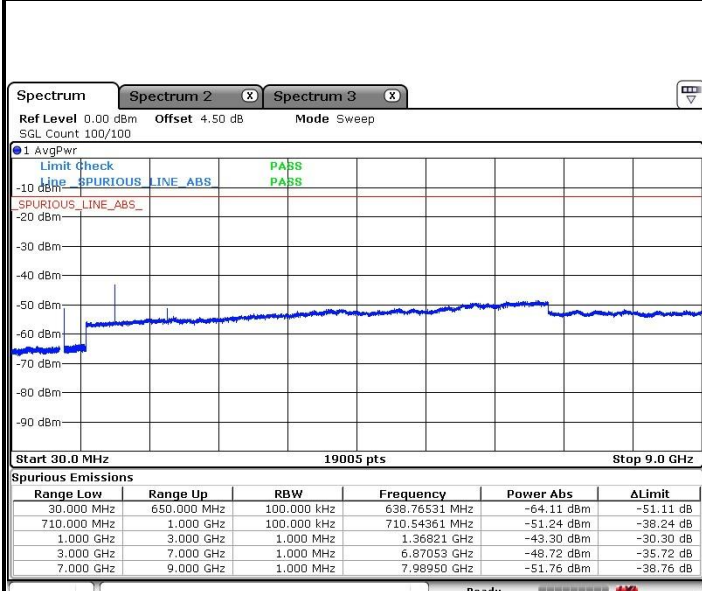


Date: 12.MAR.2019 23:18:53



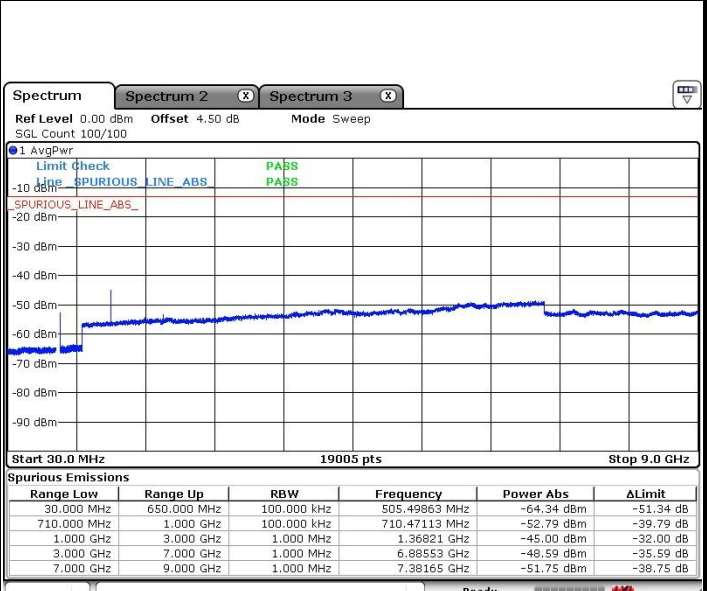
LTE Band71 / 15MHz

Highest Channel / QPSK



Date: 12.MAR.2019 23:19:59

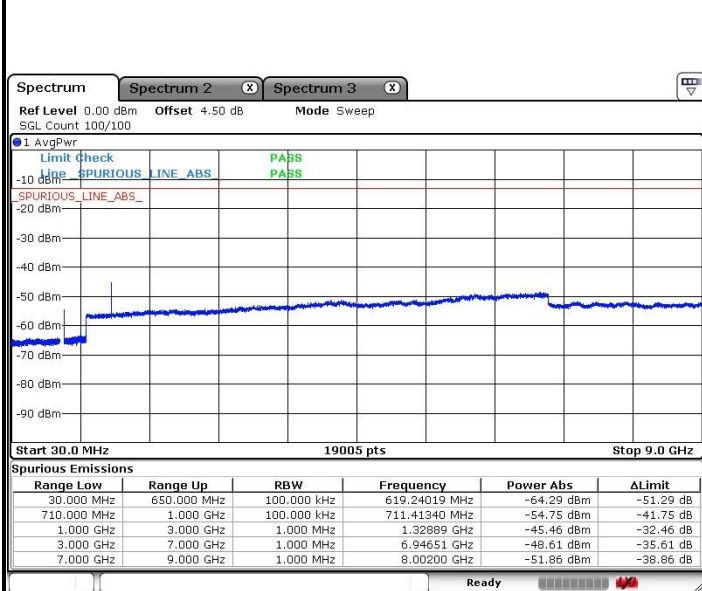
Highest Channel / 16QAM



Date: 12.MAR.2019 23:20:34

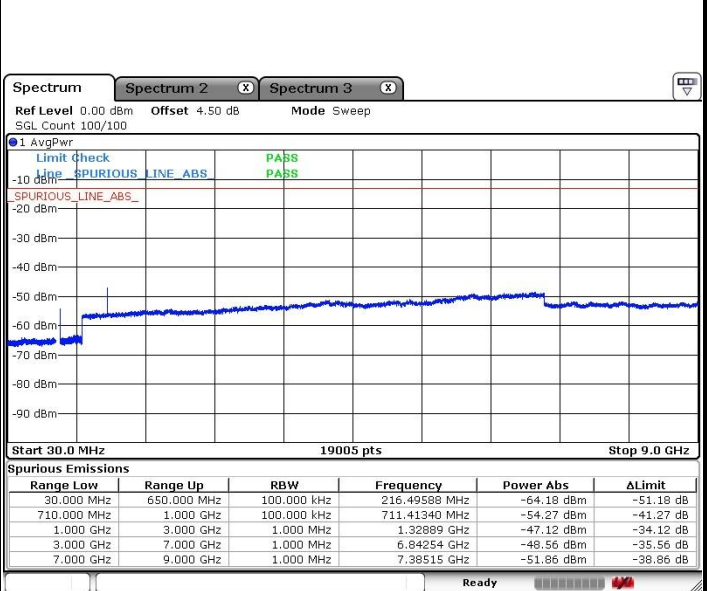
LTE Band 71 / 20MHz

Lowest Channel / QPSK



Date: 12.MAR.2019 23:24:10

Lowest Channel / 16QAM



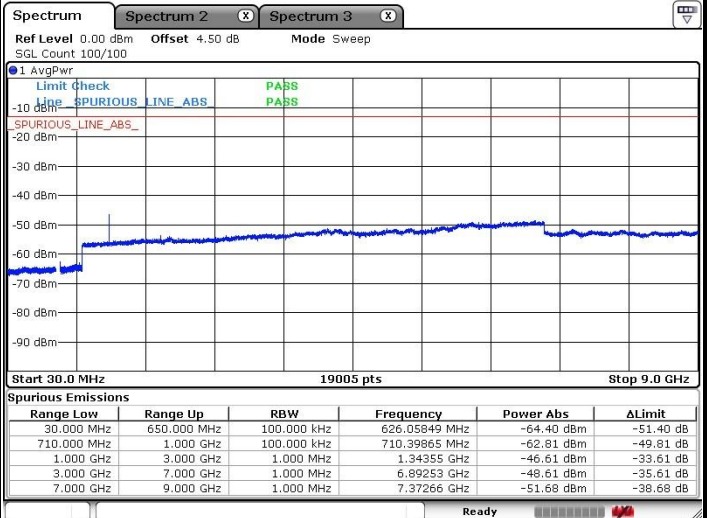
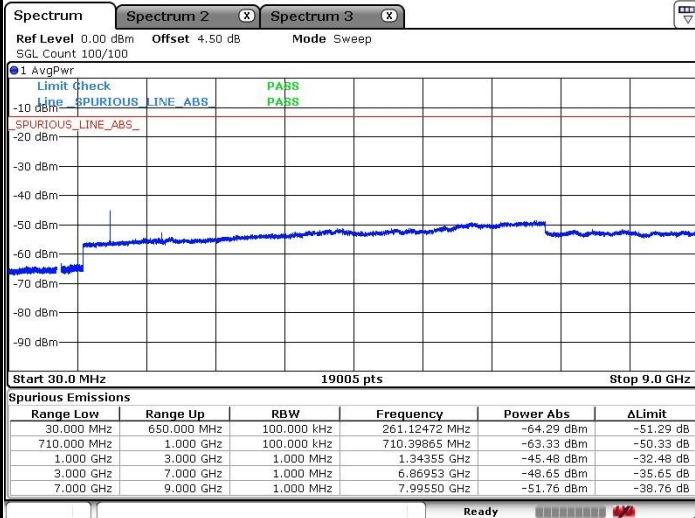
Date: 12.MAR.2019 23:25:08



LTE Band 71 / 20MHz

Middle Channel / QPSK

Middle Channel / 16QAM

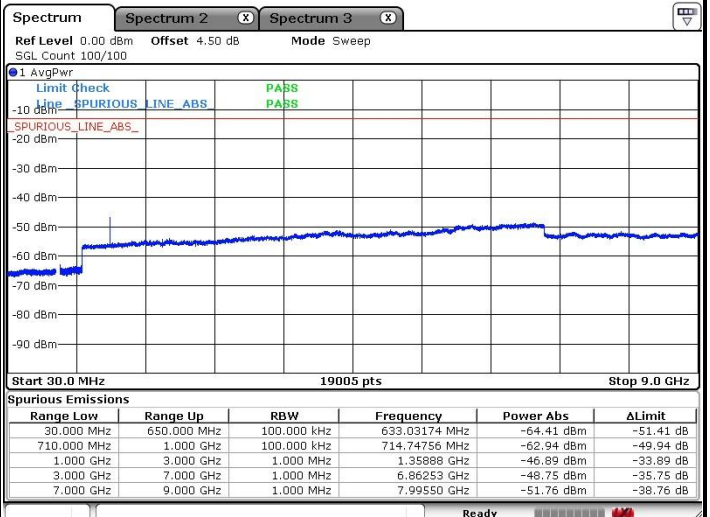
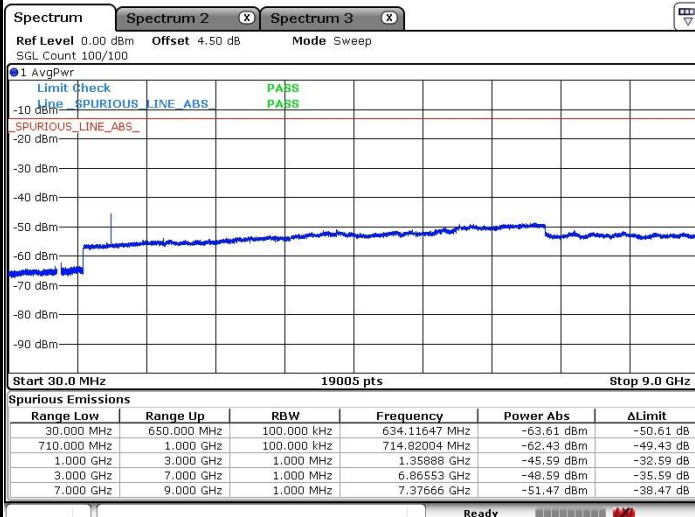


Date: 12.MAR.2019 23:31:30

Date: 12.MAR.2019 23:31:06

Highest Channel / QPSK

Highest Channel / 16QAM



Date: 12.MAR.2019 23:32:00

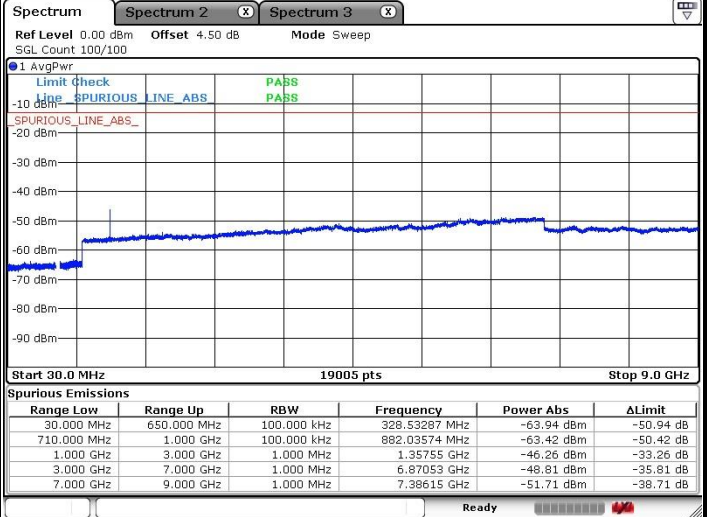
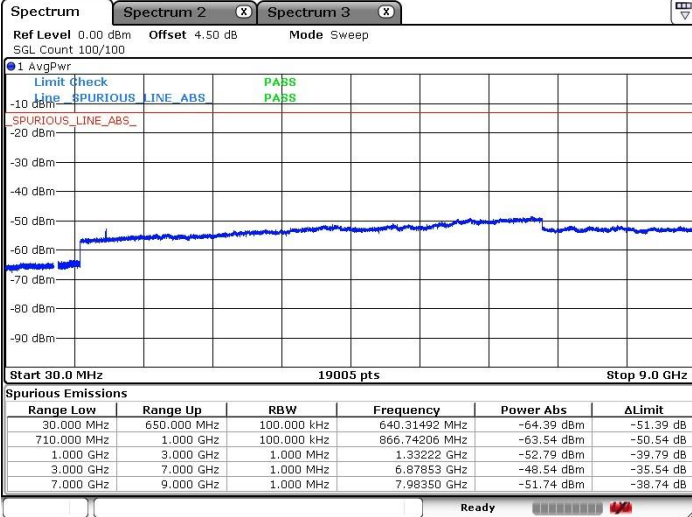
Date: 12.MAR.2019 23:32:31



LTE Band 71 / 5MHz

Lowest Channel / 64QAM

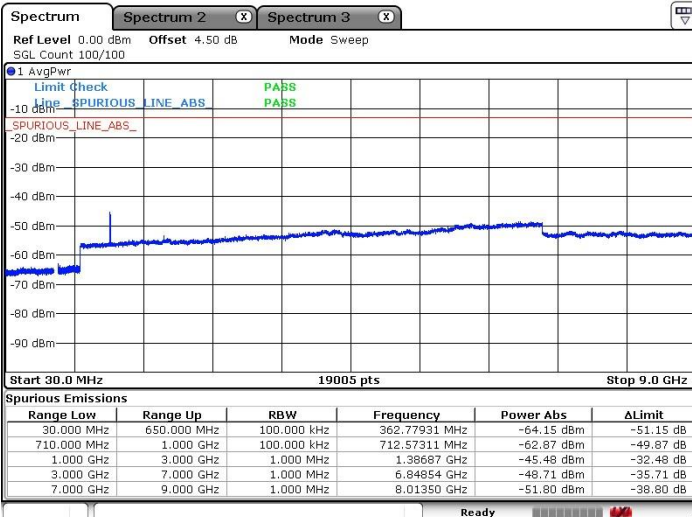
Middle Channel / 64QAM



Date: 12.MAR.2019 22:45:04

Date: 12.MAR.2019 22:47:32

Highest Channel / 64QAM

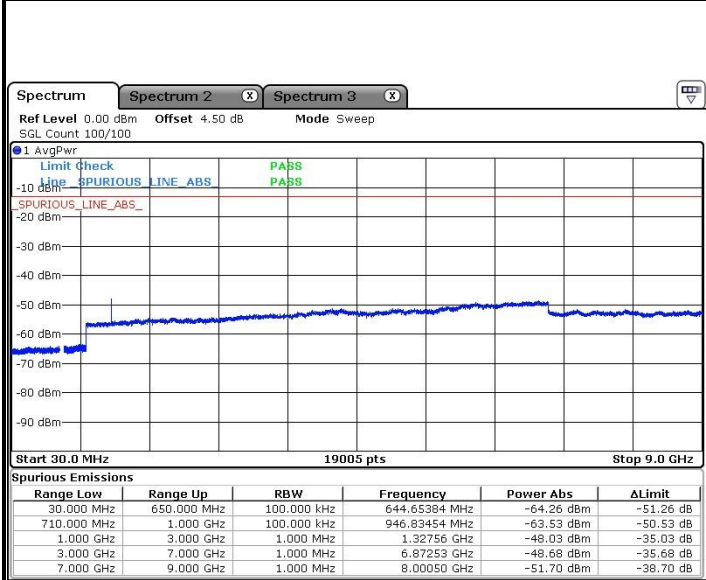


Date: 12.MAR.2019 22:52:12



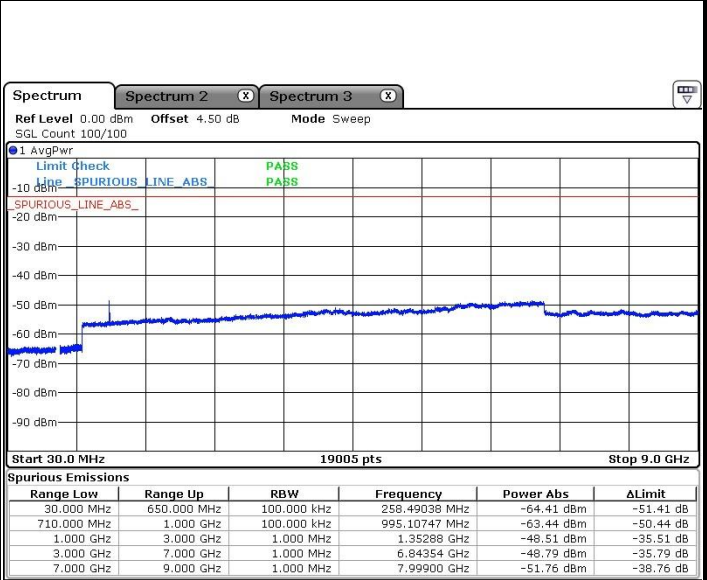
LTE Band 71 / 10MHz

Lowest Channel / 64QAM



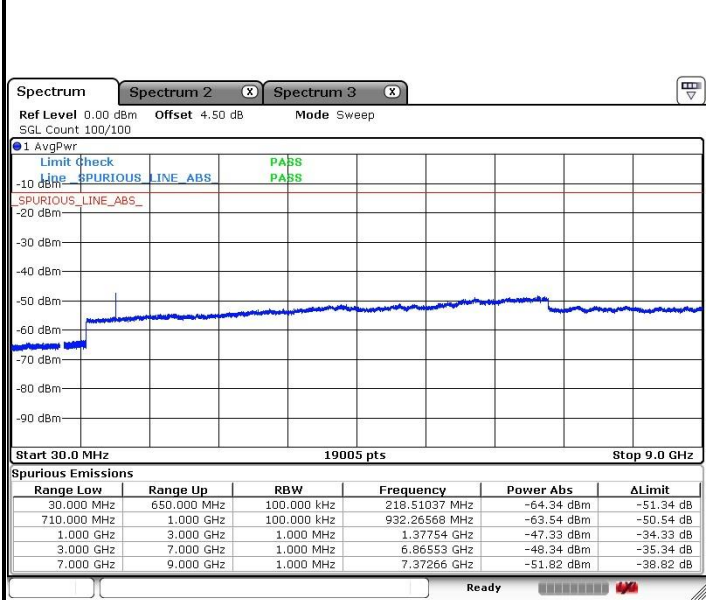
Date: 12.MAR.2019 22:58:45

Middle Channel / 64QAM



Date: 12.MAR.2019 23:05:50

Highest Channel / 64QAM



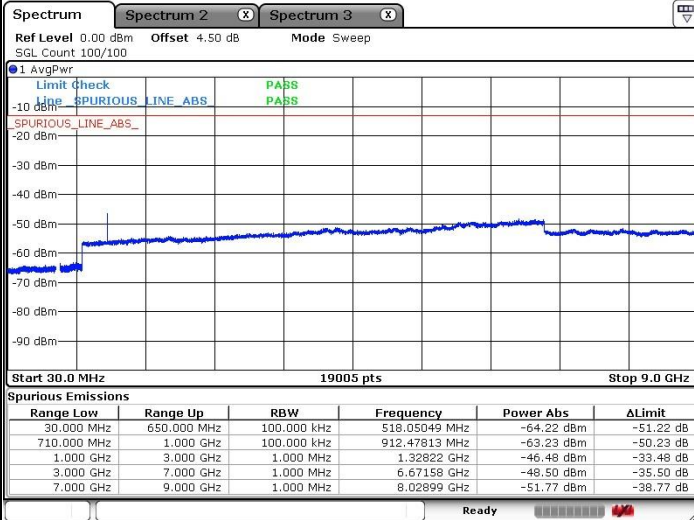
Date: 12.MAR.2019 23:08:26



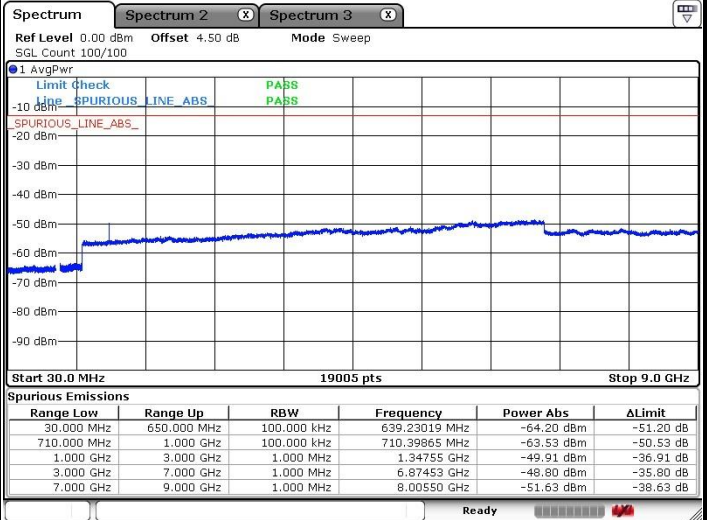
LTE Band 71 / 15MHz

Lowest Channel / 64QAM

Middle Channel / 64QAM

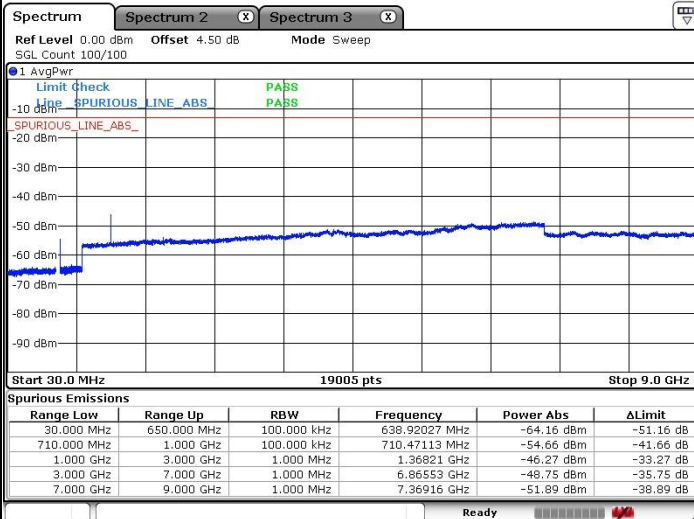


Date: 12.MAR.2019 23:12:39



Date: 12.MAR.2019 23:18:22

Highest Channel / 64QAM



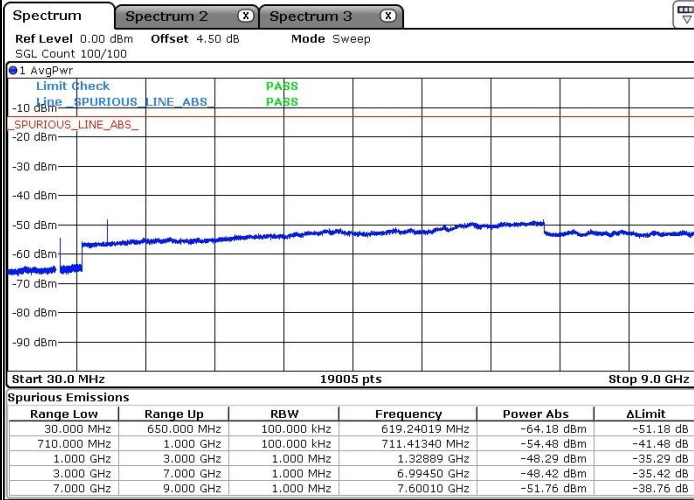
Date: 12.MAR.2019 23:21:00



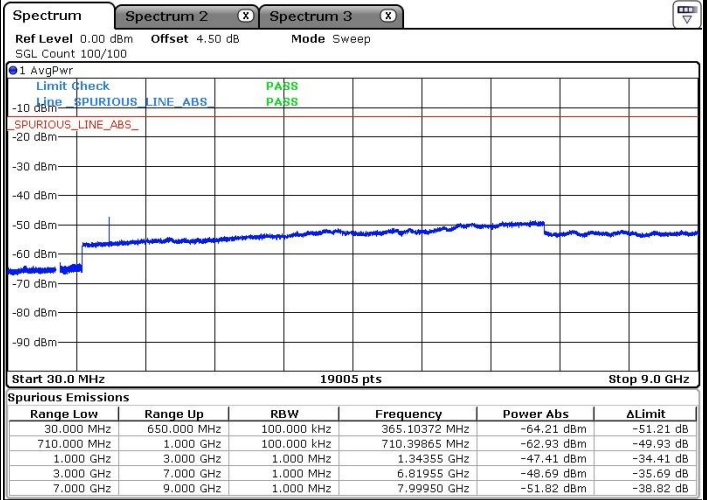
LTE Band 71 / 20MHz

Lowest Channel / 64QAM

Middle Channel / 64QAM

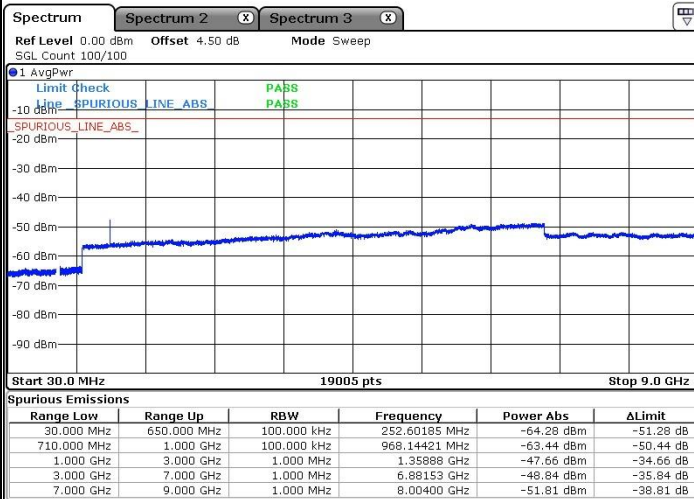


Date: 12.MAR.2019 23:25:35



Date: 12.MAR.2019 23:30:41

Highest Channel / 64QAM



Date: 12.MAR.2019 23:33:03



Frequency Stability

Test Conditions		LTE Band 12 (QPSK) / Middle Channel	Limit
Temperature (°C)	Voltage (Volt)	BW 10MHz	Note 2.
		Deviation (ppm)	Result
50	Normal Voltage	0.0004	PASS
40	Normal Voltage	0.0026	
30	Normal Voltage	0.0007	
20(Ref.)	Normal Voltage	0.0000	
10	Normal Voltage	0.0016	
0	Normal Voltage	0.0008	
-10	Normal Voltage	0.0012	
-20	Normal Voltage	0.0025	
-30	Normal Voltage	0.0028	
20	Maximum Voltage	0.0002	
20	Normal Voltage	0.0000	
20	Battery End Point	0.0013	

Note:

1. Normal Voltage =3.8 V. ; Battery End Point (BEP) =3.6 V. ; Maximum Voltage =4.1 V.
2. Note: The frequency fundamental emissions stay within the authorized frequency block.



Test Conditions		LTE Band 25 (QPSK) / Middle Channel	Limit
Temperature (°C)	Voltage (Volt)	BW 10MHz	Note 2.
		Deviation (ppm)	Result
50	Normal Voltage	0.0004	PASS
40	Normal Voltage	0.0025	
30	Normal Voltage	0.0007	
20(Ref.)	Normal Voltage	0.0000	
10	Normal Voltage	0.0016	
0	Normal Voltage	0.0009	
-10	Normal Voltage	0.0011	
-20	Normal Voltage	0.0026	
-30	Normal Voltage	0.0028	
20	Maximum Voltage	0.0002	
20	Normal Voltage	0.0000	
20	Battery End Point	0.0013	

Note:

1. Normal Voltage =3.8 V. ; Battery End Point (BEP) =3.6 V. ; Maximum Voltage =4.1 V.
2. Note: The frequency fundamental emissions stay within the authorized frequency block.



Test Conditions		LTE Band 26 (QPSK) / Middle Channel	Limit
Temperature (°C)	Voltage (Volt)	BW 10MHz	2.5ppm
		Deviation (ppm)	Result
50	Normal Voltage	0.0004	PASS
40	Normal Voltage	0.0028	
30	Normal Voltage	0.0007	
20(Ref.)	Normal Voltage	0.0000	
10	Normal Voltage	0.0016	
0	Normal Voltage	0.0009	
-10	Normal Voltage	0.0012	
-20	Normal Voltage	0.0025	
-30	Normal Voltage	0.0026	
20	Maximum Voltage	0.0002	
20	Normal Voltage	0.0000	
20	Battery End Point	0.0012	

Note: Normal Voltage =3.8 V. ; Battery End Point (BEP) =3.6 V. ; Maximum Voltage =4.1 V.



Test Conditions		LTE Band 41 (QPSK) / Middle Channel	Limit
Temperature (°C)	Voltage (Volt)	BW 10MHz	Note 2.
		Deviation (ppm)	Result
50	Normal Voltage	0.0024	PASS
40	Normal Voltage	0.0015	
30	Normal Voltage	0.0028	
20(Ref.)	Normal Voltage	0.0000	
10	Normal Voltage	0.0008	
0	Normal Voltage	0.0012	
-10	Normal Voltage	0.0015	
-20	Normal Voltage	0.0025	
-30	Normal Voltage	0.0018	
20	Maximum Voltage	0.0038	
20	Normal Voltage	0.0000	
20	Battery End Point	0.0004	

Note:

1. Normal Voltage =3.8 V. ; Battery End Point (BEP) =3.6 V. ; Maximum Voltage =4.1 V.
2. Note: The frequency fundamental emissions stay within the authorized frequency block.



Test Conditions		LTE Band 66 (QPSK) / Middle Channel	Limit
Temperature (°C)	Voltage (Volt)	BW 10MHz	Note 2.
		Deviation (ppm)	Result
50	Normal Voltage	0.0004	PASS
40	Normal Voltage	0.0026	
30	Normal Voltage	0.0007	
20(Ref.)	Normal Voltage	0.0000	
10	Normal Voltage	0.0016	
0	Normal Voltage	0.0009	
-10	Normal Voltage	0.0012	
-20	Normal Voltage	0.0024	
-30	Normal Voltage	0.0028	
20	Maximum Voltage	0.0002	
20	Normal Voltage	0.0000	
20	Battery End Point	0.0011	

Note:

1. Normal Voltage =3.8 V. ; Battery End Point (BEP) =3.6 V. ; Maximum Voltage =4.1 V.
2. Note: The frequency fundamental emissions stay within the authorized frequency block.



Test Conditions		LTE Band 71 (QPSK) / Middle Channel	Limit
Temperature (°C)	Voltage (Volt)	BW 10MHz	Note 2.
		Deviation (ppm)	Result
50	Normal Voltage	0.0050	PASS
40	Normal Voltage	0.0031	
30	Normal Voltage	0.0009	
20(Ref.)	Normal Voltage	0.0000	
10	Normal Voltage	0.0036	
0	Normal Voltage	0.0025	
-10	Normal Voltage	0.0004	
-20	Normal Voltage	0.0046	
-30	Normal Voltage	0.0019	
20	Maximum Voltage	0.0041	
20	Normal Voltage	0.0000	
20	Battery End Point	0.0004	

Note:

1. Normal Voltage =3.8 V. ; Battery End Point (BEP) =3.6 V. ; Maximum Voltage =4.1 V.
2. Note: The frequency fundamental emissions stay within the authorized frequency block.



Appendix B. Test Results of Radiated Test

Radiated Spurious Emission

LTE Band 12 / 10MHz / QPSK								
Channel	Frequency (MHz)	ERP (dBm)	Limit (dBm)	Over Limit (dB)	S.G. Power (dBm)	TX Cable loss (dB)	TX Antenna Gain (dBi)	Polarization (H/V)
Middle	1406	-68.07	-13	-55.07	-69.28	2.32	5.68	H
	2110	-67.08	-13	-54.08	-67.71	3.02	5.80	H
	2812	-66.09	-13	-53.09	-68.55	3.27	7.88	H
	1406	-66.79	-13	-53.79	-68.00	2.32	5.68	V
	2110	-67.44	-13	-54.44	-68.07	3.02	5.80	V
	2812	-66.18	-13	-53.18	-68.64	3.27	7.88	V

Remark: Spurious emissions within 30-1000MHz were found more than 20dB below limit line.

LTE Band 25 / 20MHz / QPSK								
Channel	Frequency (MHz)	EIRP (dBm)	Limit (dBm)	Over Limit (dB)	S.G. Power (dBm)	TX Cable loss (dB)	TX Antenna Gain (dBi)	Polarization (H/V)
Middle	3741	-61.24	-13	-48.24	-66.11	3.55	8.42	H
	5613	-57.26	-13	-44.26	-63.60	4.34	10.68	H
	7488	-52.50	-13	-39.50	-59.30	5.14	11.94	H
	3741	-61.48	-13	-48.48	-66.35	3.55	8.42	V
	5613	-56.62	-13	-43.62	-62.96	4.34	10.68	V
	7488	-52.11	-13	-39.11	-58.91	5.14	11.94	V

Remark: Spurious emissions within 30-1000MHz were found more than 20dB below limit line.



LTE Band 26 / 15MHz / QPSK								
Channel	Frequency (MHz)	ERP (dBm)	Limit (dBm)	Over Limit (dB)	S.G. Power (dBm)	TX Cable loss (dB)	TX Antenna Gain (dBi)	Polarization (H/V)
Middle	1660	-69.33	-13	-56.33	-70.54	2.32	5.68	H
	2490	-65.25	-13	-52.25	-65.88	3.02	5.80	H
	3318	-66.38	-13	-53.38	-68.84	3.27	7.88	H
	1660	-69.46	-13	-56.46	-70.67	2.32	5.68	V
	2490	-66.37	-13	-53.37	-67.00	3.02	5.80	V
	3318	-66.56	-13	-53.56	-69.02	3.27	7.88	V

Remark: Spurious emissions within 30-1000MHz were found more than 20dB below limit line.

LTE Band 41 / 20MHz / QPSK								
Channel	Frequency (MHz)	EIRP (dBm)	Limit (dBm)	Over Limit (dB)	S.G. Power (dBm)	TX Cable loss (dB)	TX Antenna Gain (dBi)	Polarization (H/V)
Middle	5170	-39.44	-25	-14.44	-45.45	4.20	10.21	H
	7750	-61.54	-25	-36.54	-68.40	5.12	11.98	H
	10332	-56.16	-25	-31.16	-63.20	5.86	12.90	H
	5170	-41.48	-25	-16.48	-47.49	4.20	10.21	V
	7750	-61.39	-25	-36.39	-68.25	5.12	11.98	V
	10332	-59.43	-25	-34.43	-66.47	5.86	12.90	V

Remark: Spurious emissions within 30-1000MHz were found more than 20dB below limit line.



LTE Band 66 / 20MHz / QPSK								
Channel	Frequency (MHz)	EIRP (dBm)	Limit (dBm)	Over Limit (dB)	S.G. Power (dBm)	TX Cable loss (dB)	TX Antenna Gain (dBi)	Polarization (H/V)
Middle	3471	-63.47	-13	-50.47	-68.19	3.41	8.13	H
	5208	-56.83	-13	-43.83	-62.84	4.195	10.20	H
	6945	-53.87	-13	-40.87	-60.32	4.91	11.36	H
	3471	-63.49	-13	-50.49	-68.21	3.413	8.13	V
	5208	-57.86	-13	-44.86	-63.87	4.195	10.20	V
	6945	-53.72	-13	-40.72	-60.17	4.911	11.36	V

Remark: Spurious emissions within 30-1000MHz were found more than 20dB below limit line.

LTE Band 71 / 20MHz / QPSK								
Channel	Frequency (MHz)	ERP (dBm)	Limit (dBm)	Over Limit (dB)	S.G. Power (dBm)	TX Cable loss (dB)	TX Antenna Gain (dBi)	Polarization (H/V)
Middle	1348	-66.67	-13	-53.67	-67.60	2.06	5.14	H
	2022	-65.45	-13	-52.45	-65.67	2.57	4.94	H
	2696	-64.21	-13	-51.21	-65.29	3.04	6.27	H
	1348	-66.55	-13	-53.55	-67.48	2.06	5.14	V
	2022	-66.30	-13	-53.30	-66.52	2.57	4.94	V
	2696	-64.38	-13	-51.38	-65.46	3.04	6.27	V

Remark: Spurious emissions within 30-1000MHz were found more than 20dB below limit line.