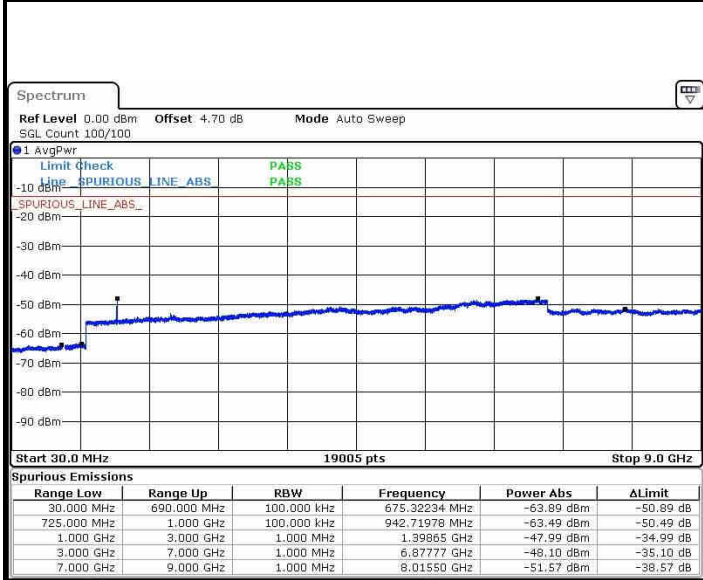




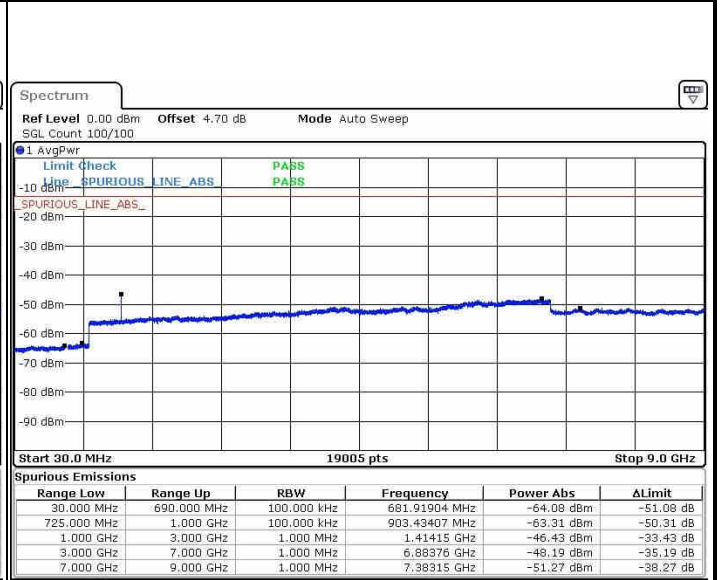
LTE Band 12 / 1.4MHz

Lowest Channel / 64QAM



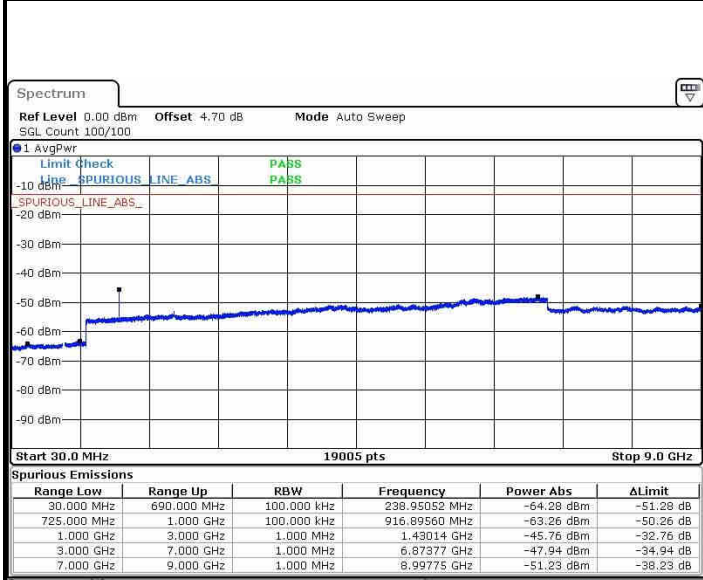
Date: 26 JAN 2019 20:15:41

Middle Channel / 64QAM



Date: 26 JAN 2019 20:12:38

Highest Channel / 64QAM



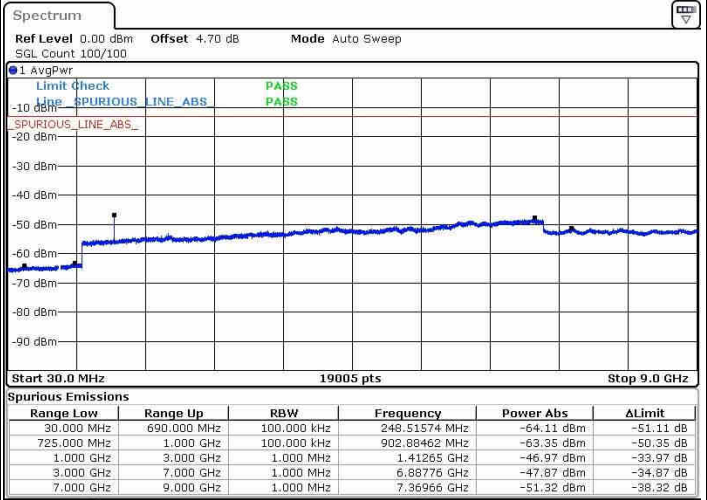
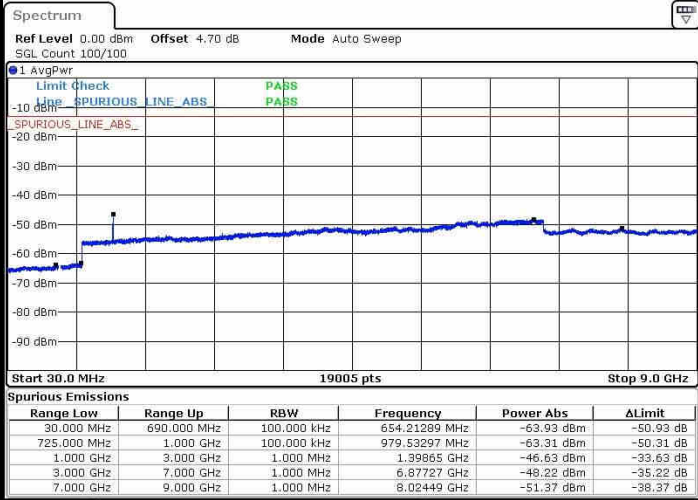
Date: 26 JAN 2019 20:11:32



LTE Band 12 / 3MHz

Lowest Channel / 64QAM

Middle Channel / 64QAM



Date: 26 JAN 2019 20:04:58

Date: 26 JAN 2019 20:00:43

Highest Channel / 64QAM



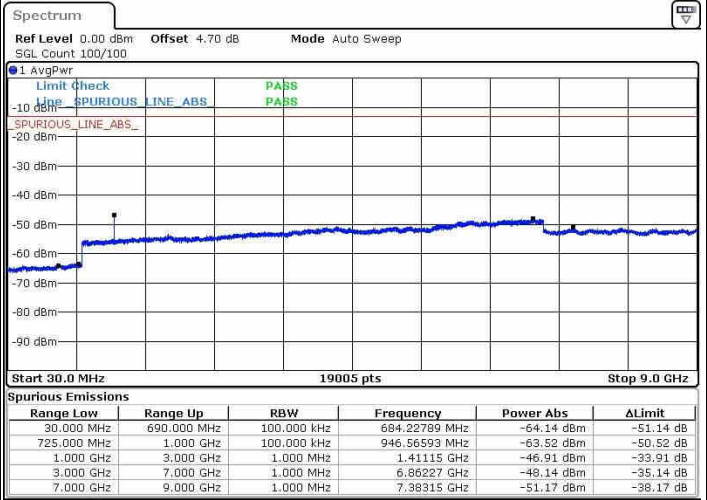
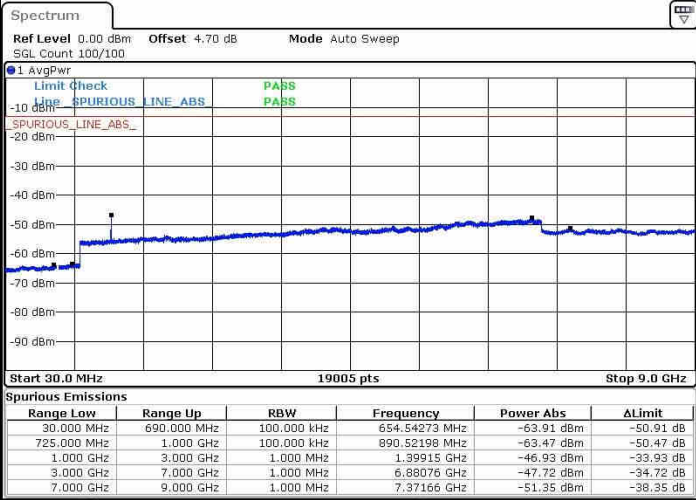
Date: 26 JAN 2019 19:59:19



LTE Band 12 / 5MHz

Lowest Channel / 64QAM

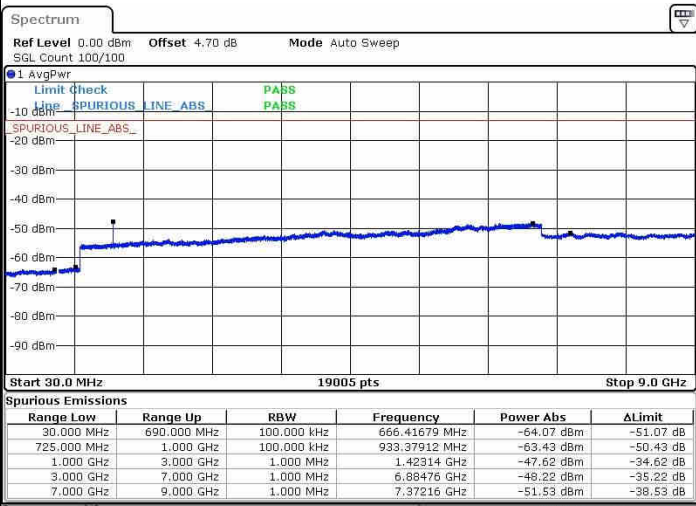
Middle Channel / 64QAM



Date: 26 JAN 2019 19:28:09

Date: 26 JAN 2019 19:35:17

Highest Channel / 64QAM

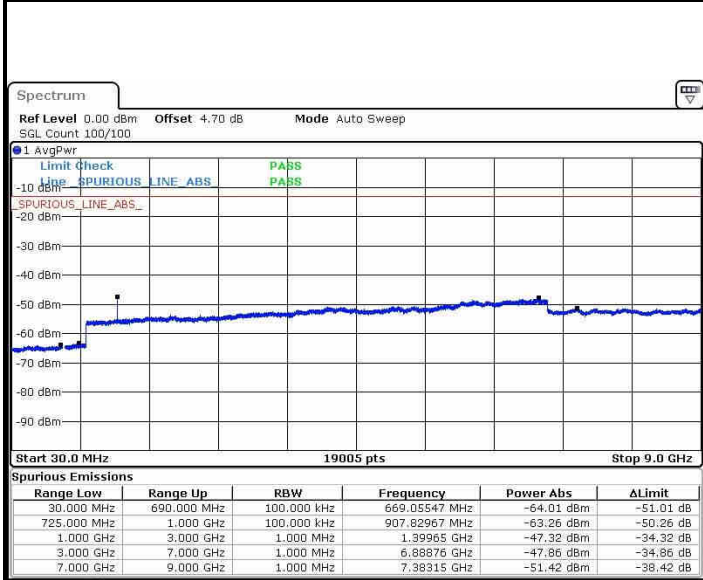


Date: 26 JAN 2019 19:31:09



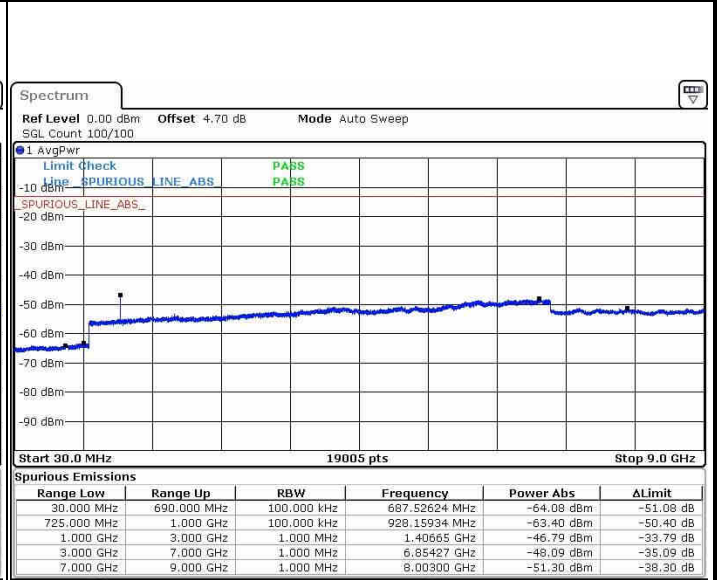
LTE Band 12 / 10MHz

Lowest Channel / 64QAM



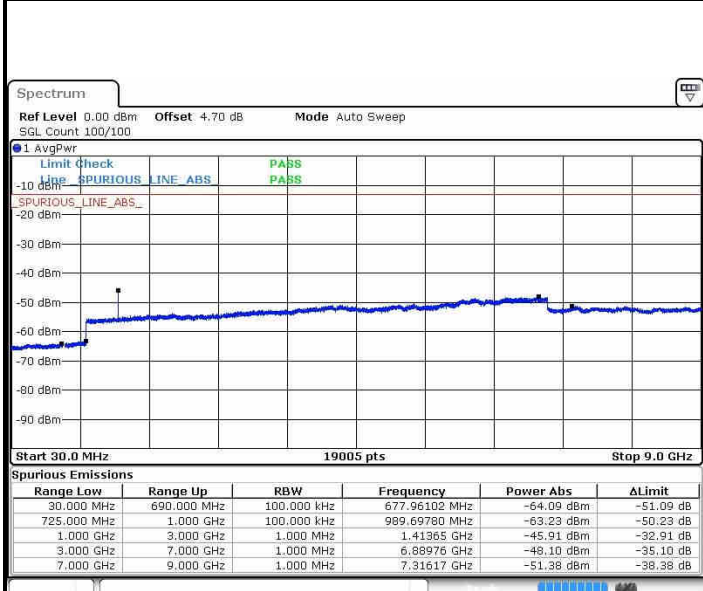
Date: 26 JAN 2019 19:41:47

Middle Channel / 64QAM



Date: 26 JAN 2019 19:48:12

Highest Channel / 64QAM



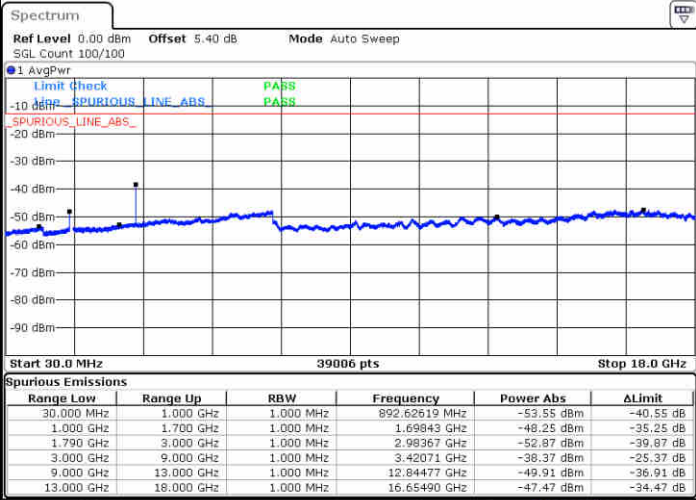
Date: 26 JAN 2019 19:40:19



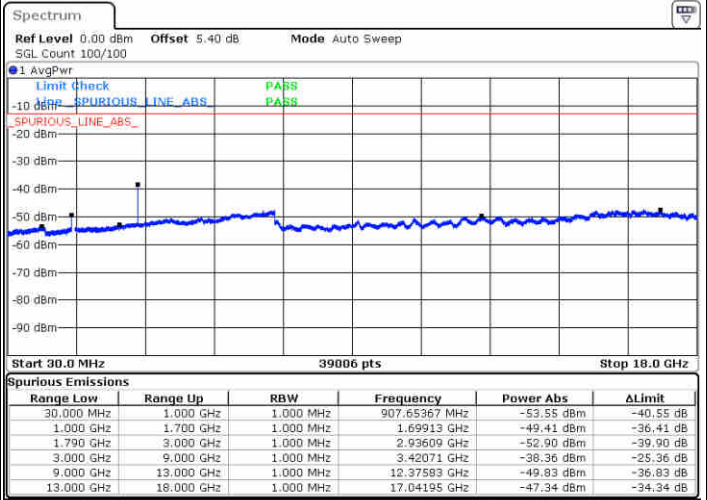
LTE Band 66 / 1.4MHz

Lowest Channel / QPSK

Lowest Channel / 16QAM



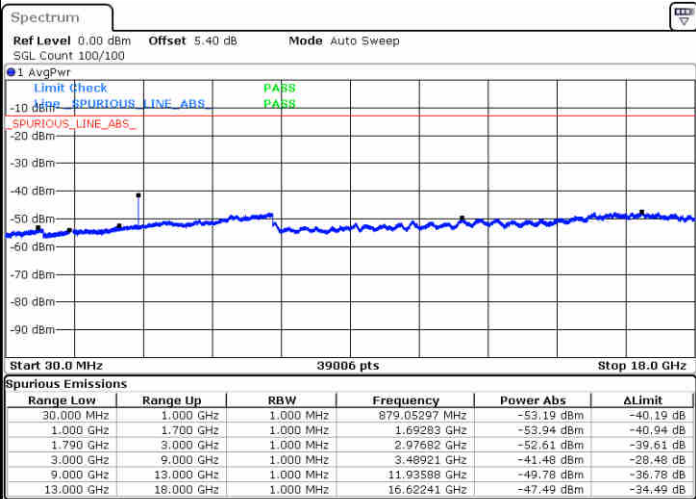
Date: 7.FEB 2019 10:59:33



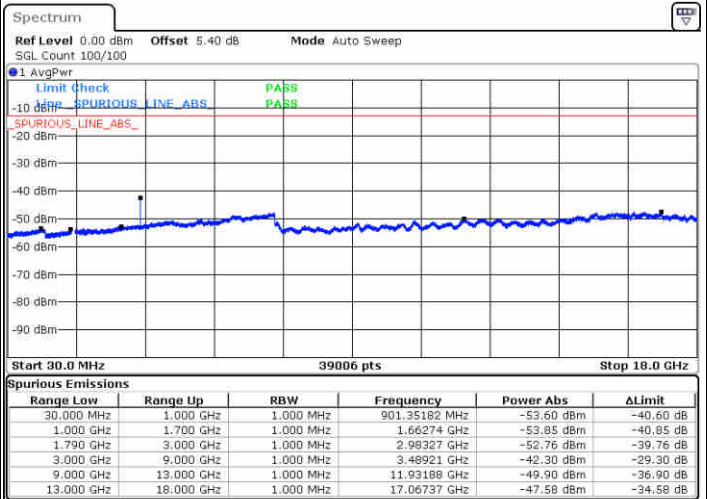
Date: 7.FEB 2019 11:00:48

Middle Channel / QPSK

Middle Channel / 16QAM



Date: 7.FEB 2019 10:42:59

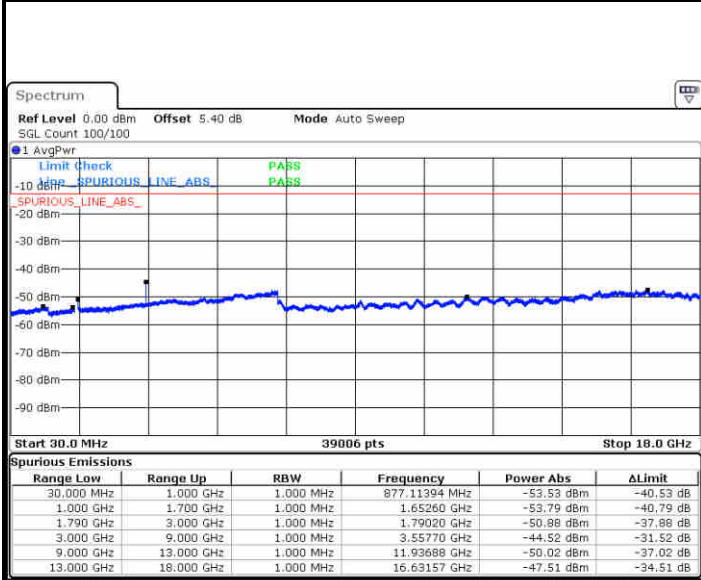


Date: 7.FEB 2019 10:44:12



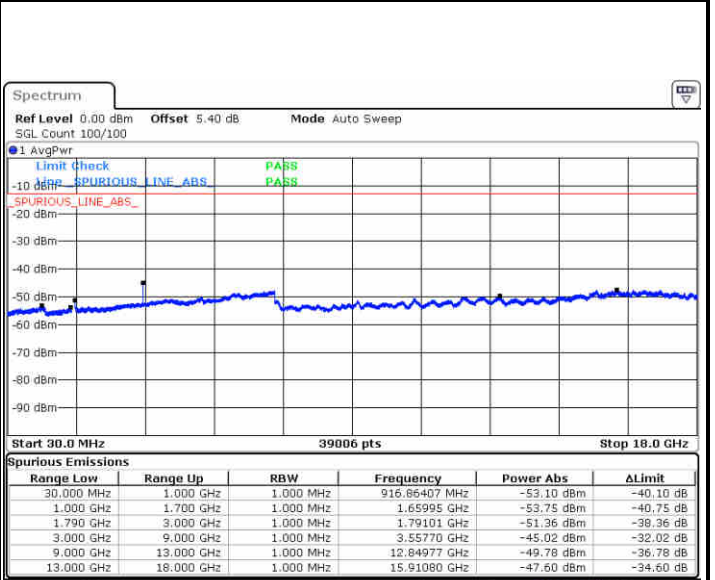
LTE Band 66 / 1.4MHz

Highest Channel / QPSK



Date: 7.FEB 2019 11:07:40

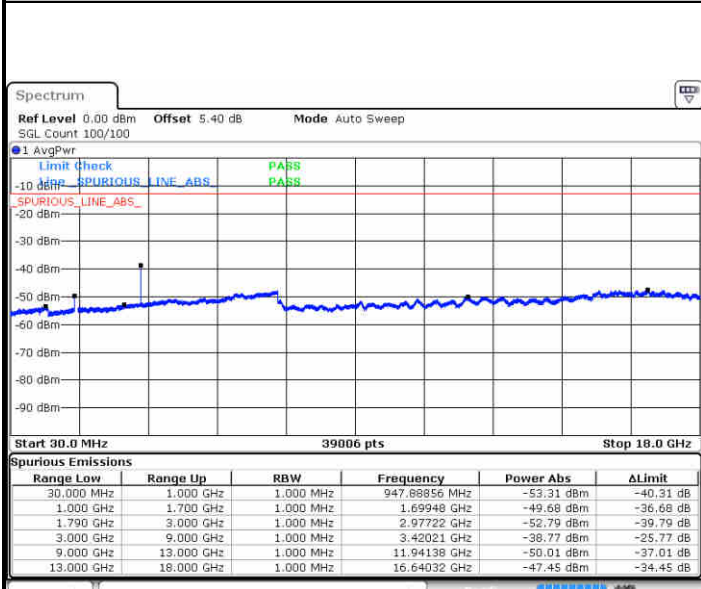
Highest Channel / 16QAM



Date: 7.FEB 2019 11:08:31

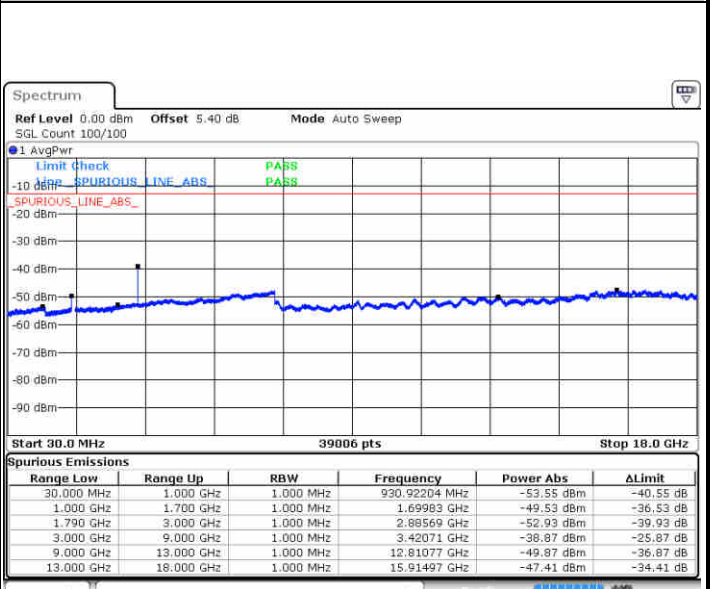
LTE Band 66 / 3MHz

Lowest Channel / QPSK



Date: 7.FEB 2019 09:36:42

Lowest Channel / 16QAM



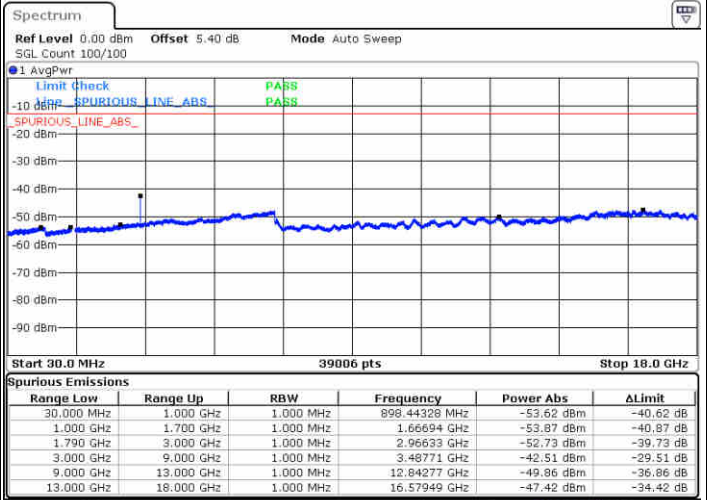
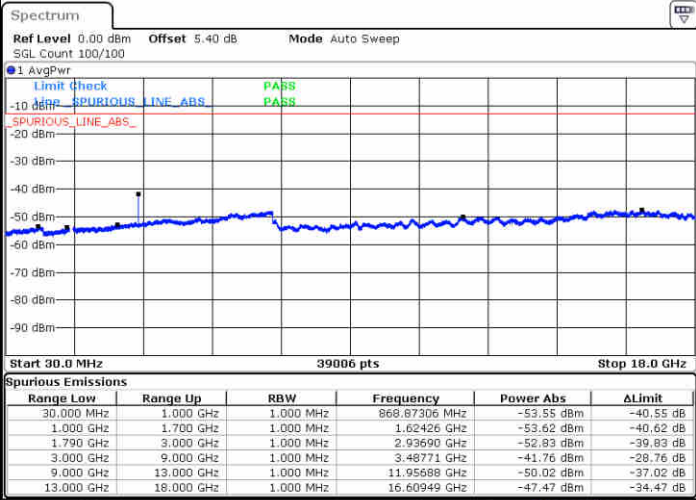
Date: 7.FEB 2019 09:38:15



LTE Band 66 / 3MHz

Middle Channel / QPSK

Middle Channel / 16QAM

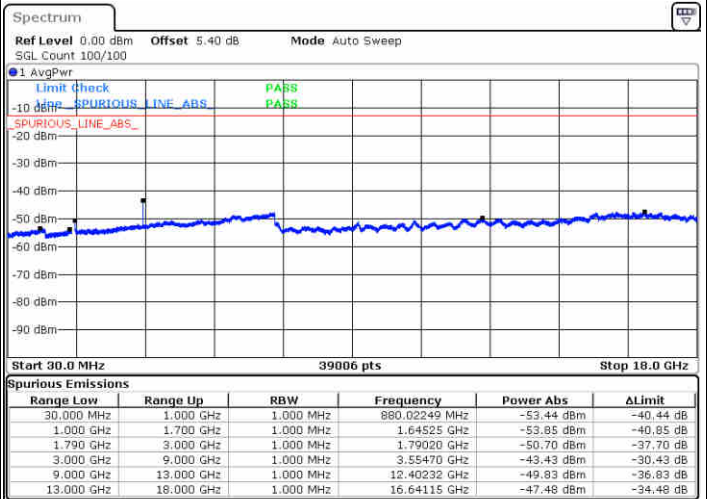
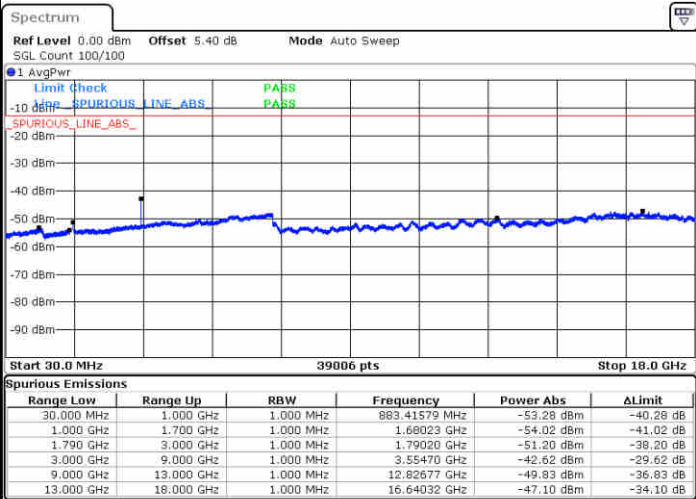


Date: 7.FEB 2019 09:01:10

Date: 7.FEB 2019 09:00:31

Highest Channel / QPSK

Highest Channel / 16QAM



Date: 7.FEB 2019 10:08:38

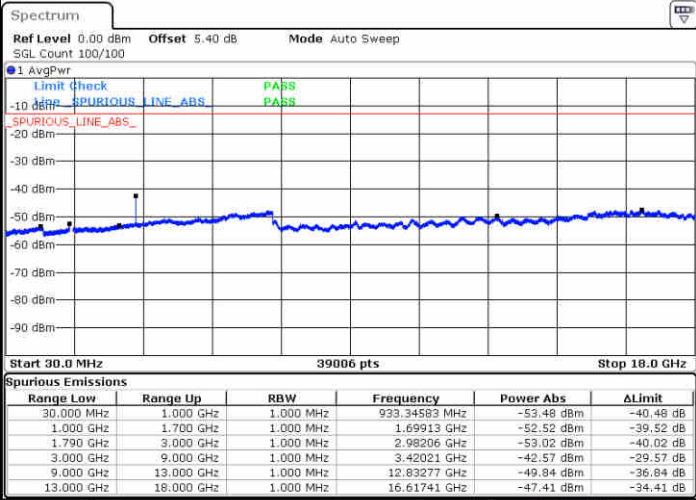
Date: 7.FEB 2019 10:09:18



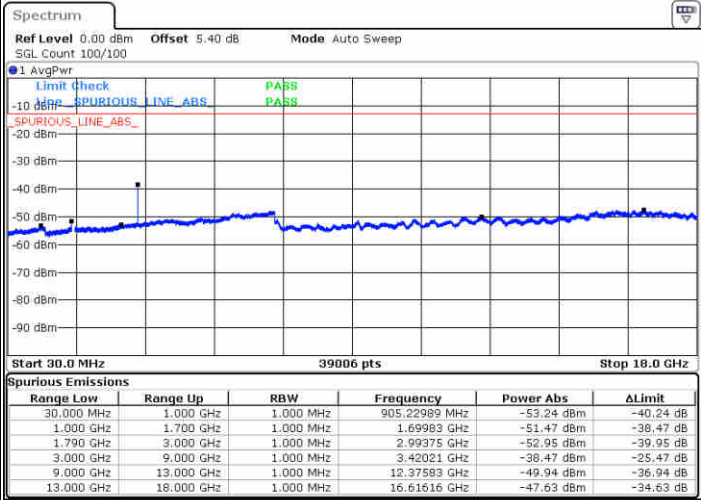
LTE Band 66 / 5MHz

Lowest Channel / QPSK

Lowest Channel / 16QAM



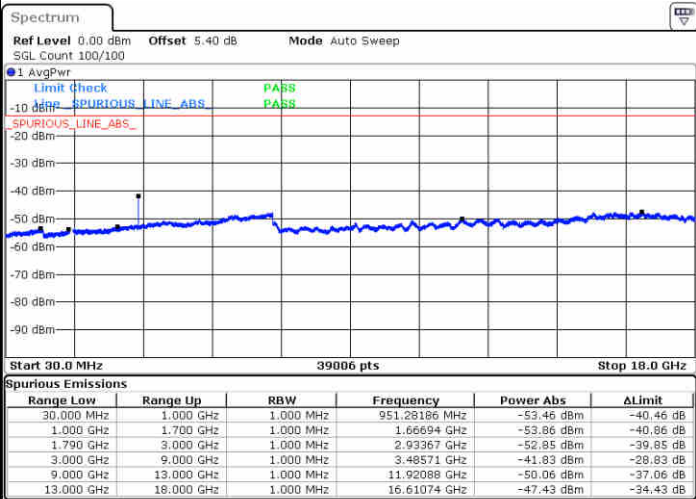
Date: 7.FEB 2019 06:44:58



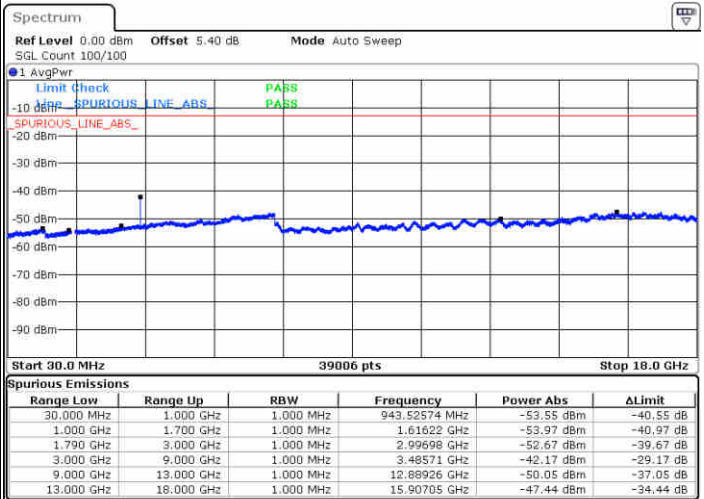
Date: 7.FEB 2019 06:47:02

Middle Channel / QPSK

Middle Channel / 16QAM



Date: 7.FEB 2019 06:40:12

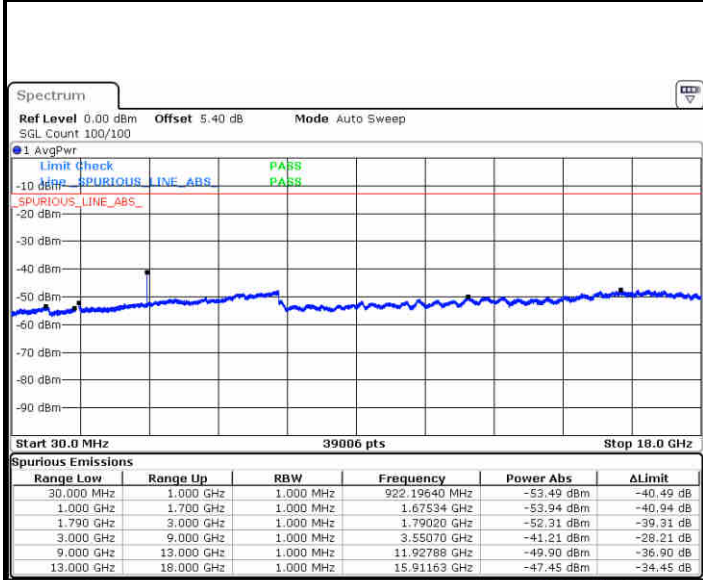


Date: 7.FEB 2019 06:38:06



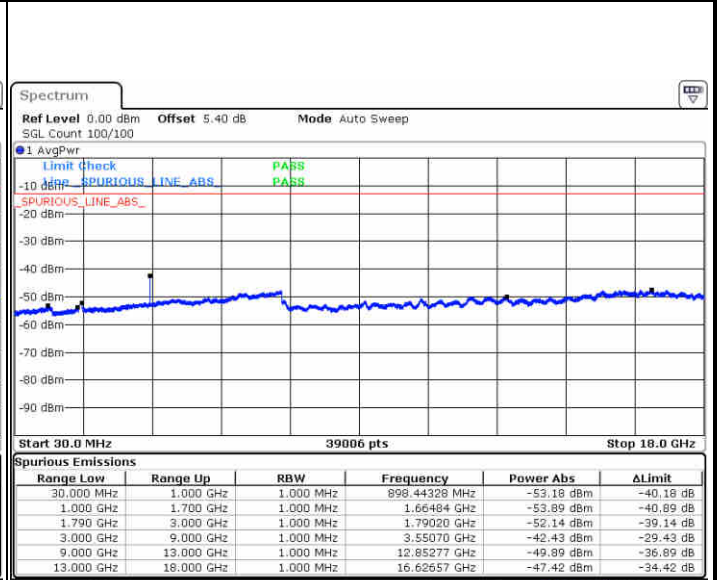
LTE Band 66 / 5MHz

Highest Channel / QPSK



Date: 7.FEB 2019 06:41:29

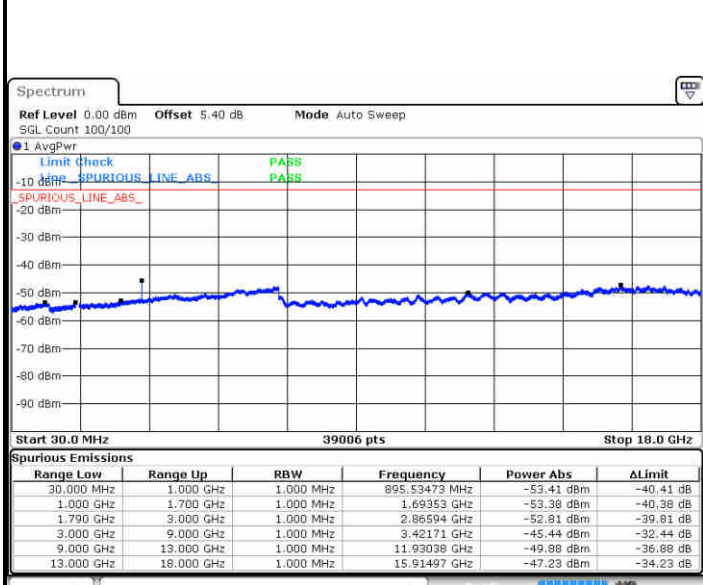
Highest Channel / 16QAM



Date: 7.FEB 2019 06:42:20

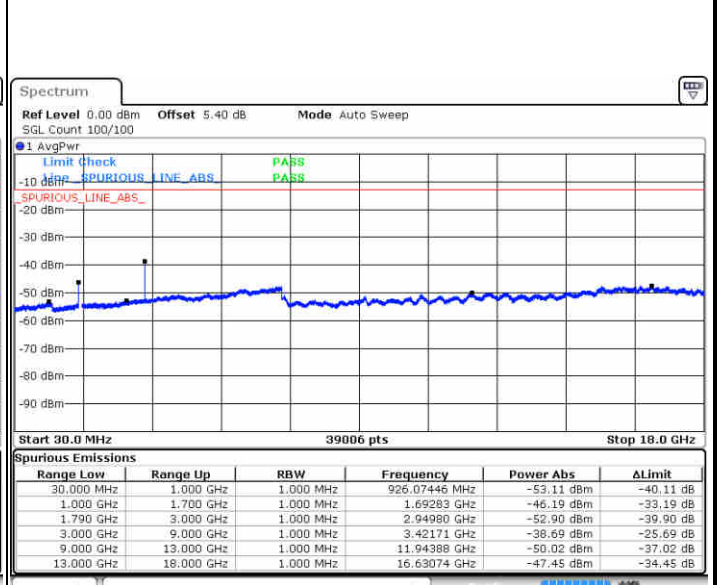
LTE Band 66 / 10MHz

Lowest Channel / QPSK



Date: 7.FEB 2019 07:16:04

Lowest Channel / 16QAM



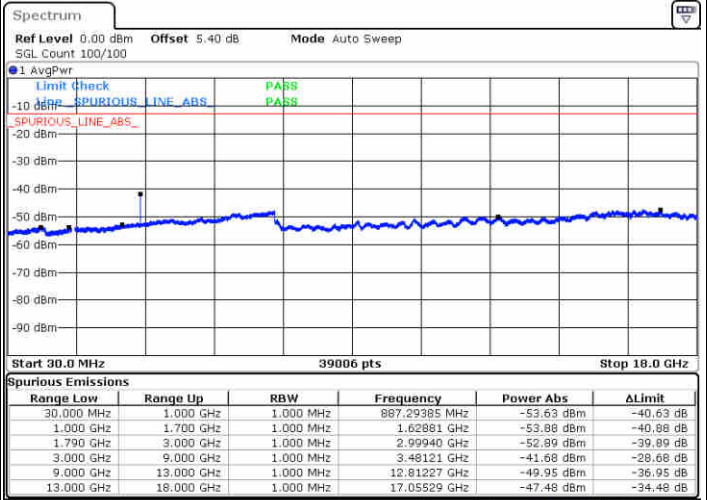
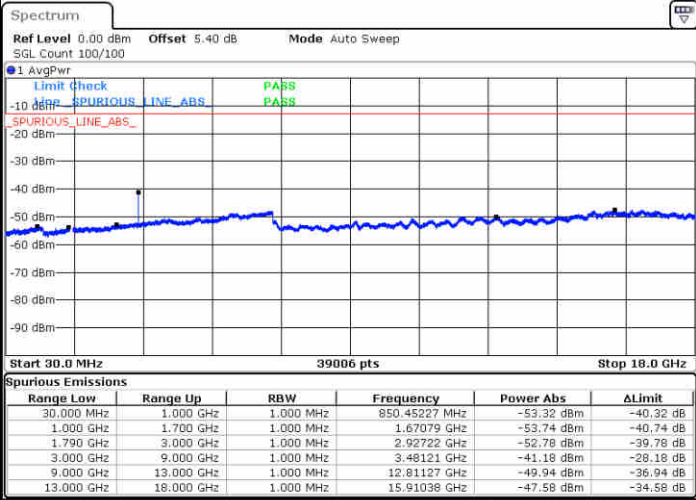
Date: 7.FEB 2019 07:19:37



LTE Band 66 / 10MHz

Middle Channel / QPSK

Middle Channel / 16QAM

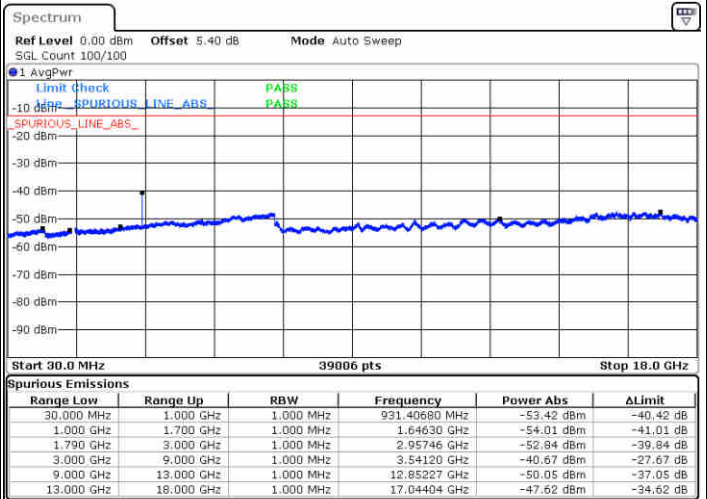
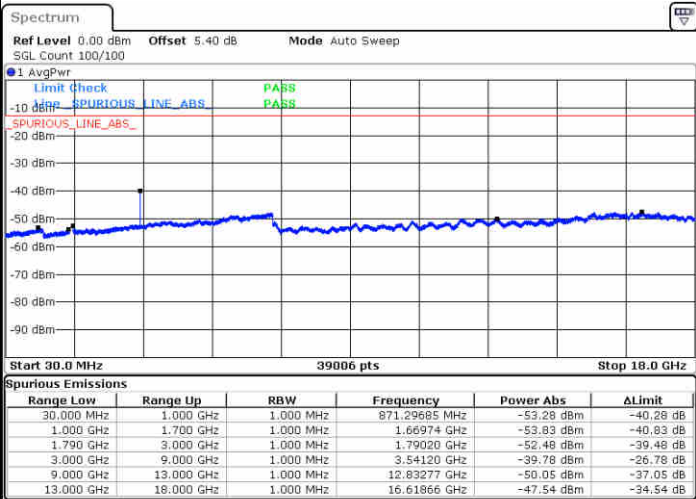


Date: 7.FEB 2019 07:14:55

Date: 7.FEB 2019 07:14:07

Highest Channel / QPSK

Highest Channel / 16QAM



Date: 7.FEB 2019 07:32:57

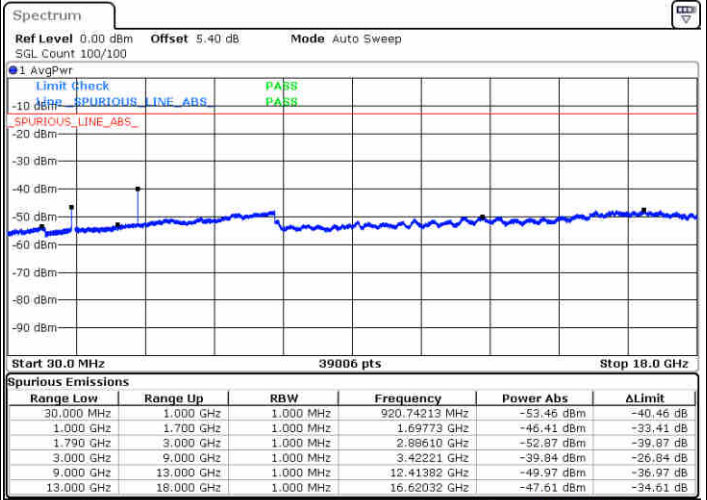
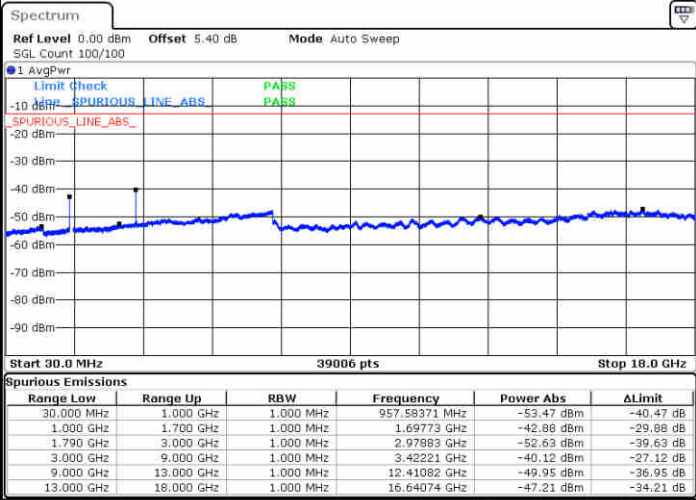
Date: 7.FEB 2019 07:34:34



LTE Band 66 / 15MHz

Lowest Channel / QPSK

Lowest Channel / 16QAM

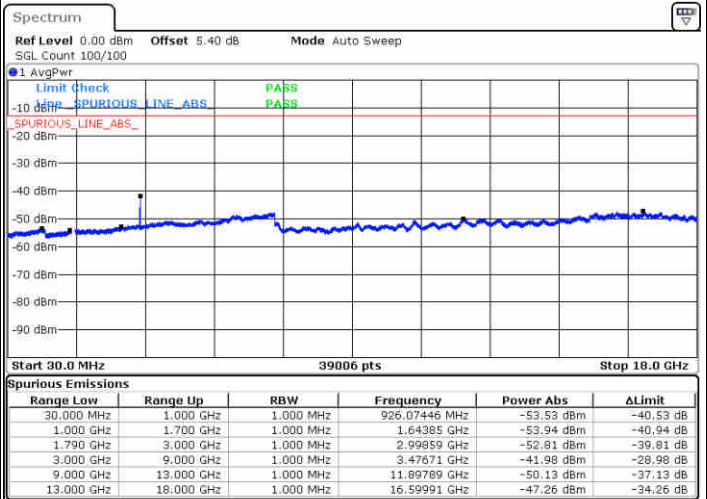
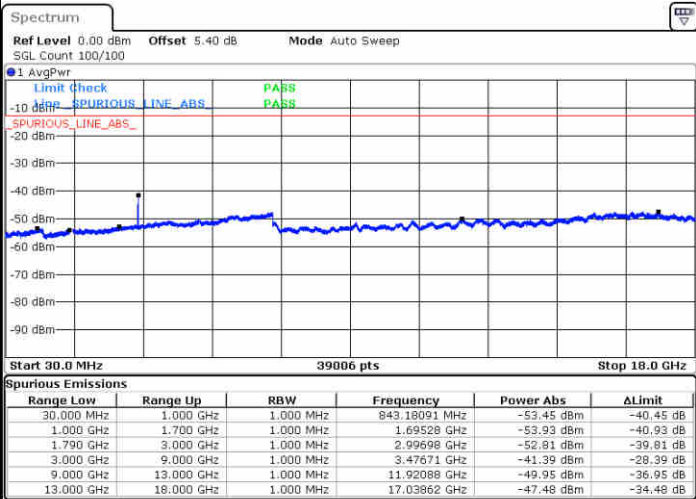


Date: 7.FEB 2019 07:45:15

Date: 7.FEB 2019 07:46:32

Middle Channel / QPSK

Middle Channel / 16QAM



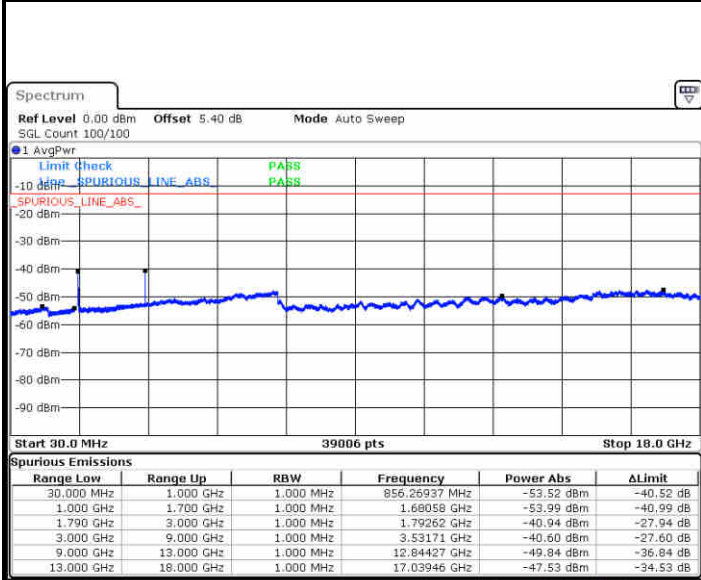
Date: 7.FEB 2019 07:42:27

Date: 7.FEB 2019 07:43:11



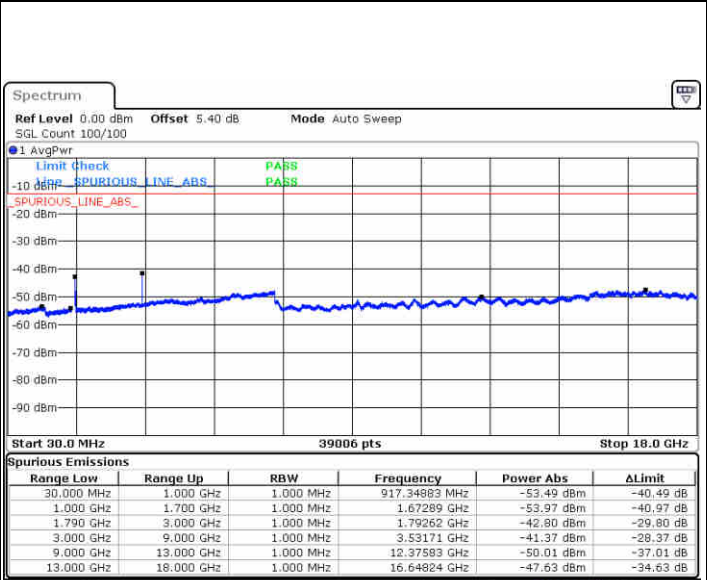
LTE Band 66 / 15MHz

Highest Channel / QPSK



Date: 7.FEB 2019 07:55:17

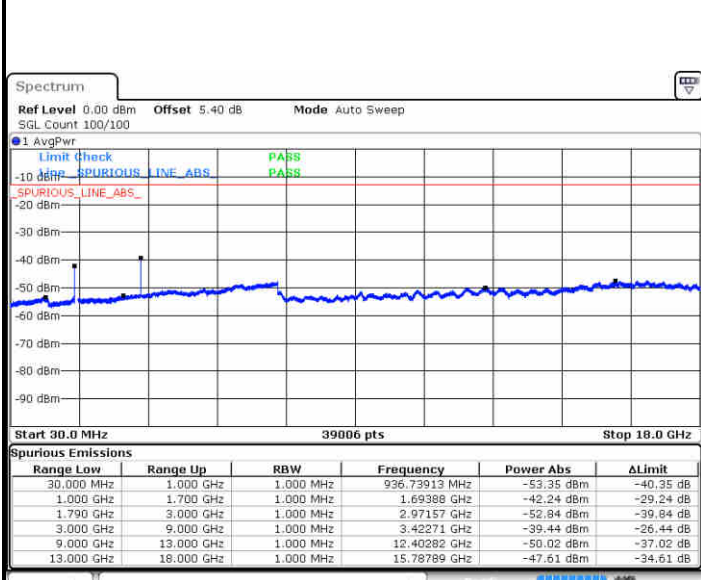
Highest Channel / 16QAM



Date: 7.FEB 2019 07:56:36

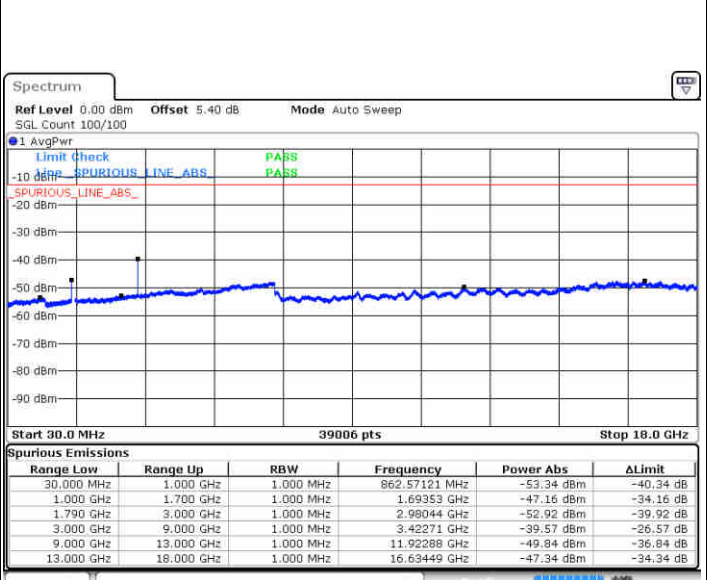
LTE Band 66 / 20MHz

Lowest Channel / QPSK



Date: 7.FEB 2019 08:18:49

Lowest Channel / 16QAM



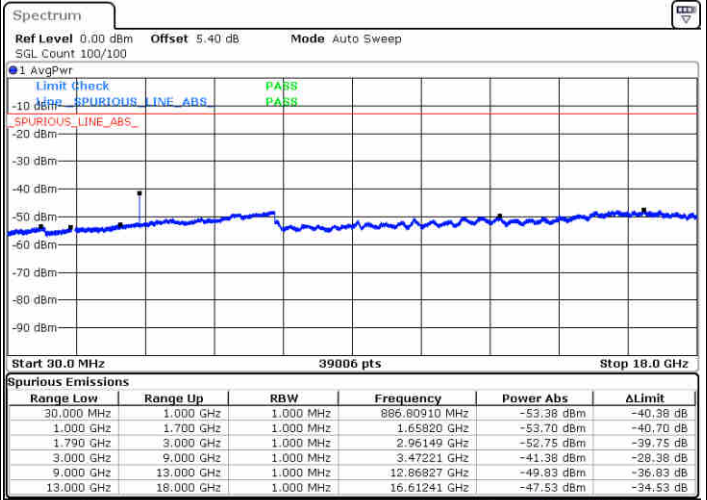
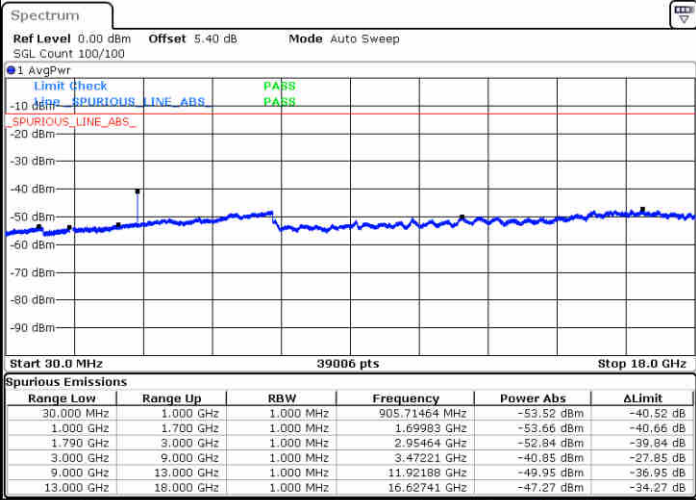
Date: 7.FEB 2019 08:16:20



LTE Band 66 / 20MHz

Middle Channel / QPSK

Middle Channel / 16QAM

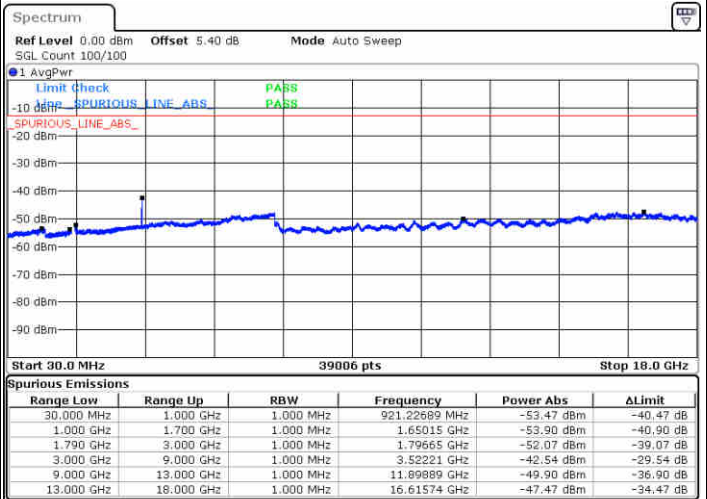
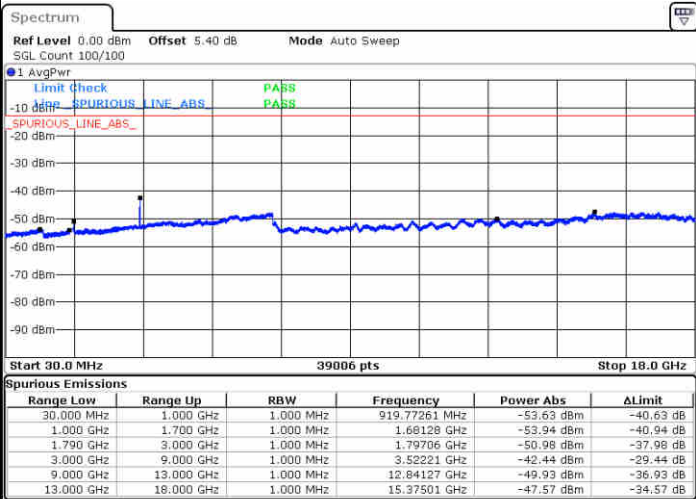


Date: 7.FEB 2019 08:05:06

Date: 7.FEB 2019 08:05:26

Highest Channel / QPSK

Highest Channel / 16QAM



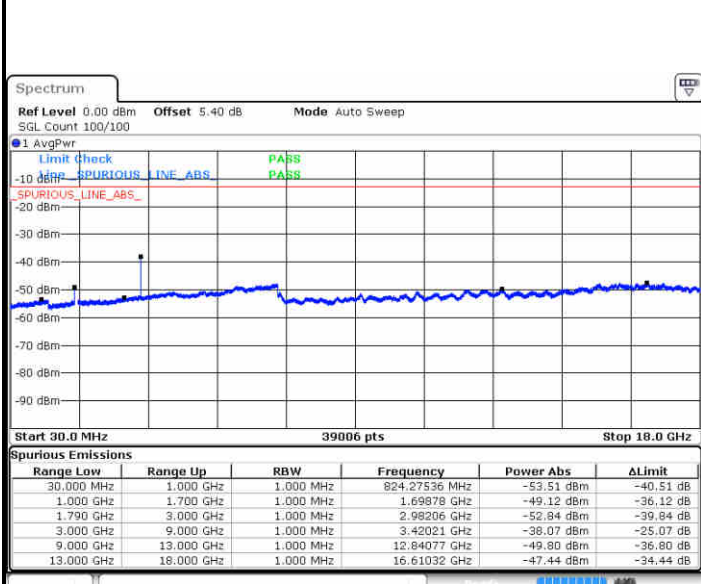
Date: 7.FEB 2019 08:36:42

Date: 7.FEB 2019 08:37:44



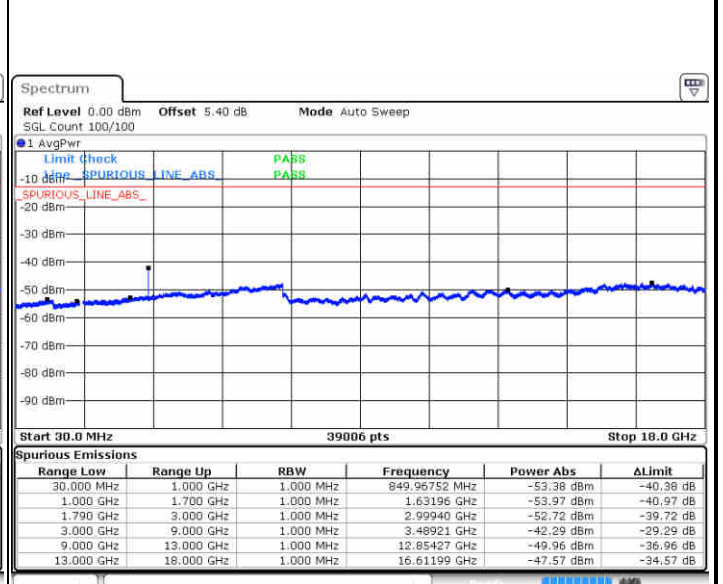
LTE Band 66 / 1.4MHz

Lowest Channel / 64QAM



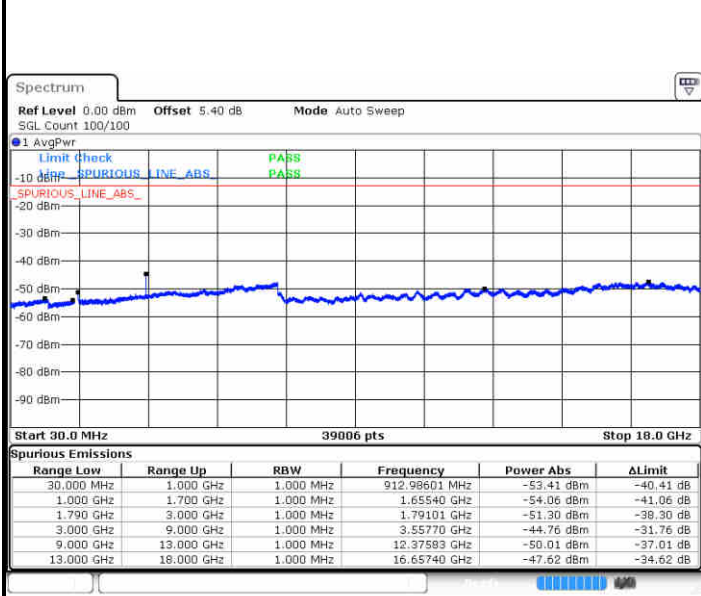
Date: 7.FEB 2019 11:02:33

Middle Channel / 64QAM



Date: 7.FEB 2019 10:49:16

Highest Channel / 64QAM

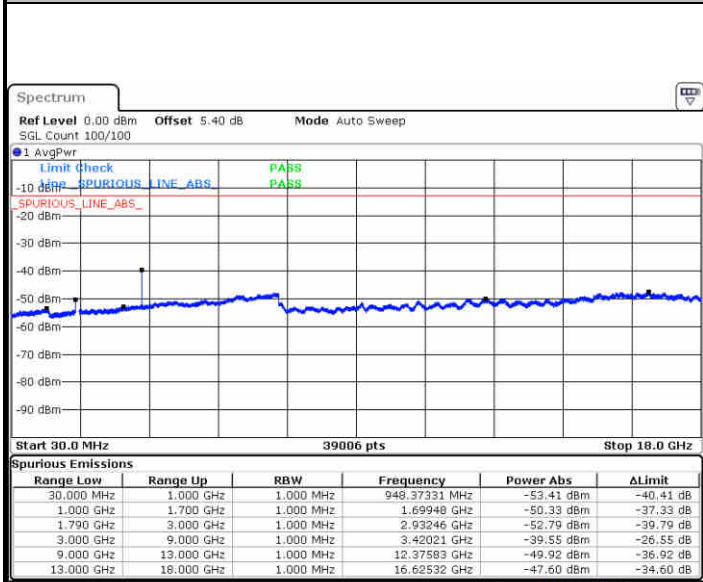


Date: 7.FEB 2019 11:09:10



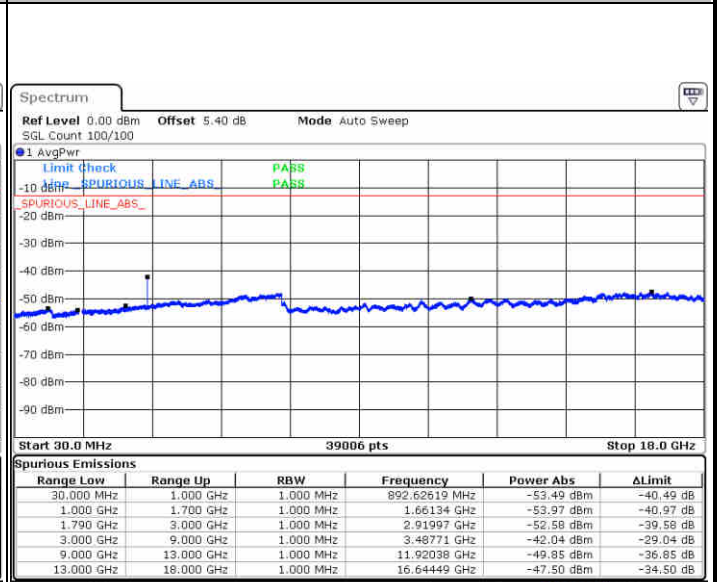
LTE Band 66 / 3MHz

Lowest Channel / 64QAM



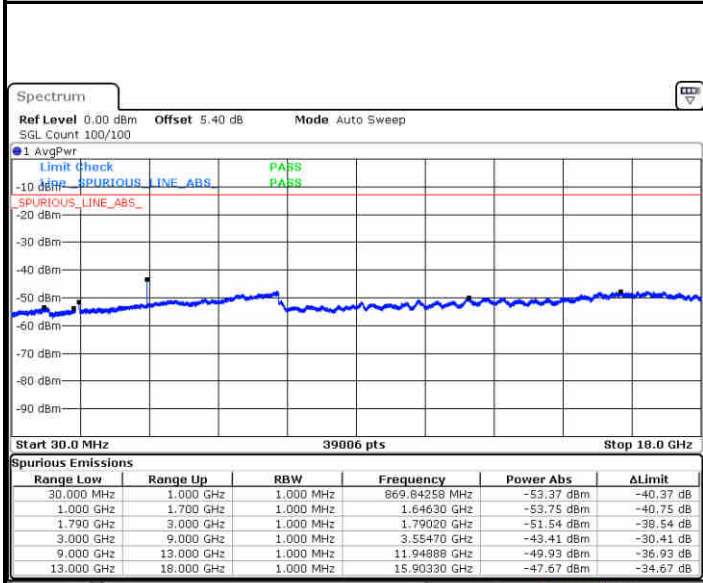
Date: 7.FEB 2019 08:40:06

Middle Channel / 64QAM



Date: 7.FEB 2019 08:58:59

Highest Channel / 64QAM



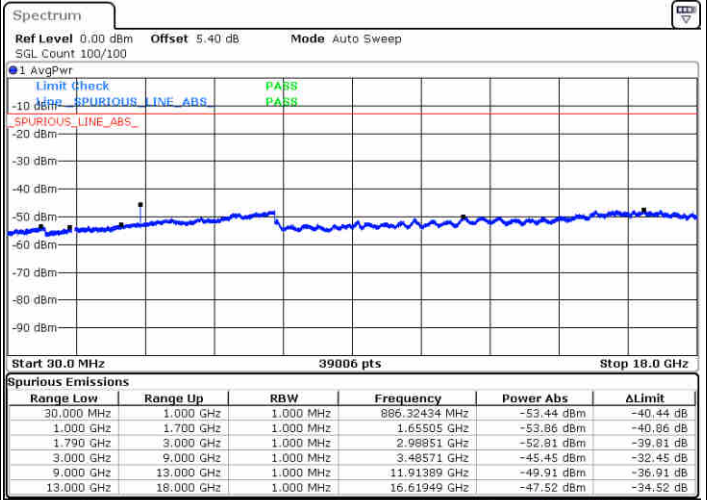
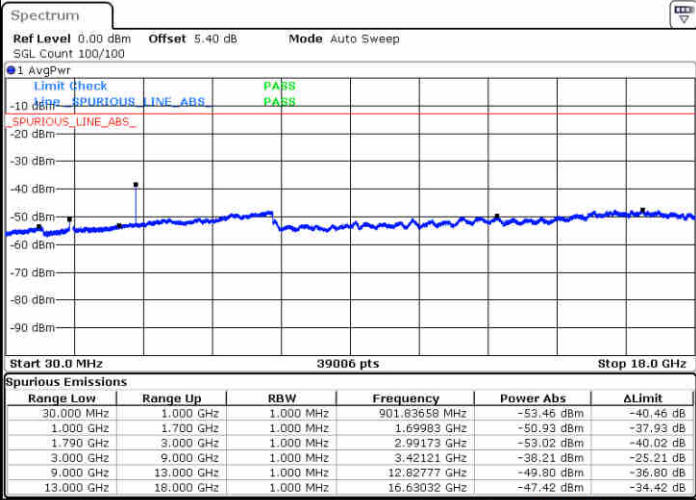
Date: 7.FEB 2019 10:10:22



LTE Band 66 / 5MHz

Lowest Channel / 64QAM

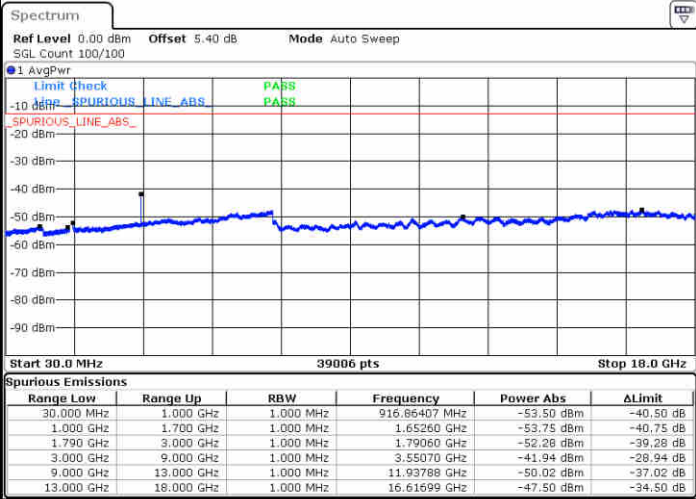
Middle Channel / 64QAM



Date: 7.FEB 2019 06:48:56

Date: 7.FEB 2019 06:34:16

Highest Channel / 64QAM

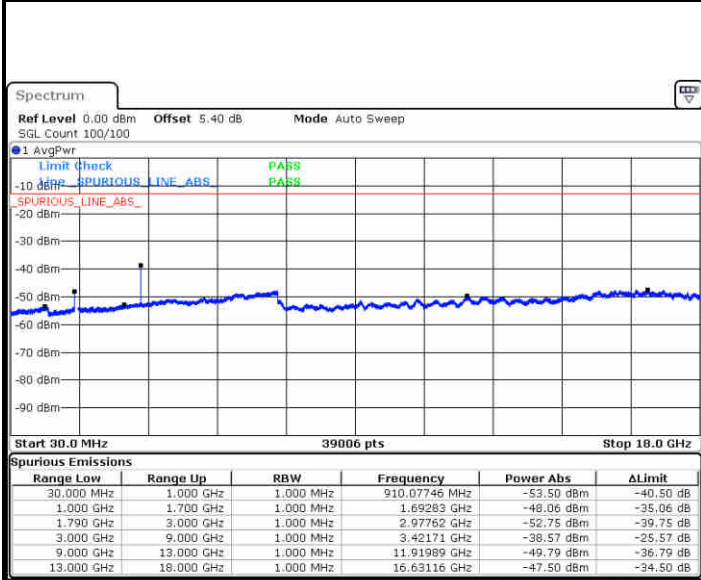


Date: 7.FEB 2019 06:43:21



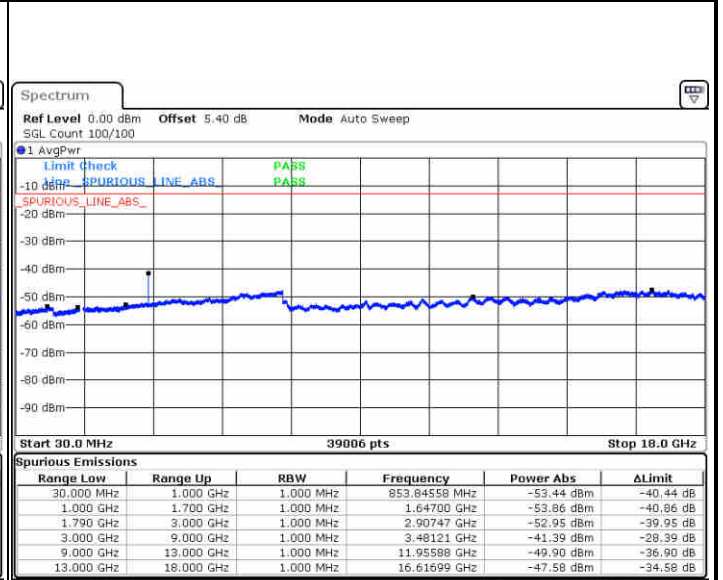
LTE Band 66 / 10MHz

Lowest Channel / 64QAM



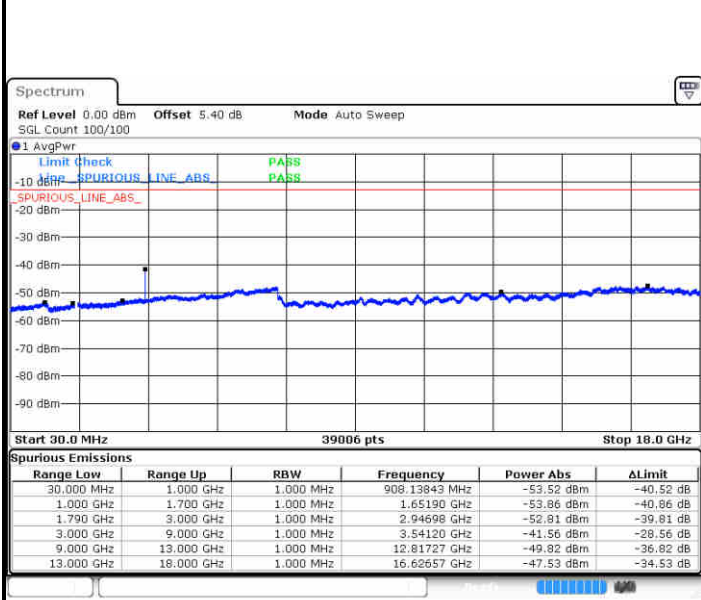
Date: 7.FEB 2019 07:20:36

Middle Channel / 64QAM



Date: 7.FEB 2019 07:12:43

Highest Channel / 64QAM



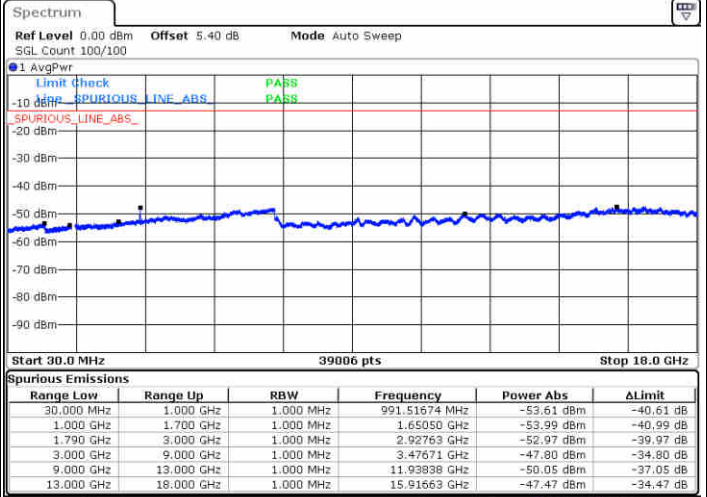
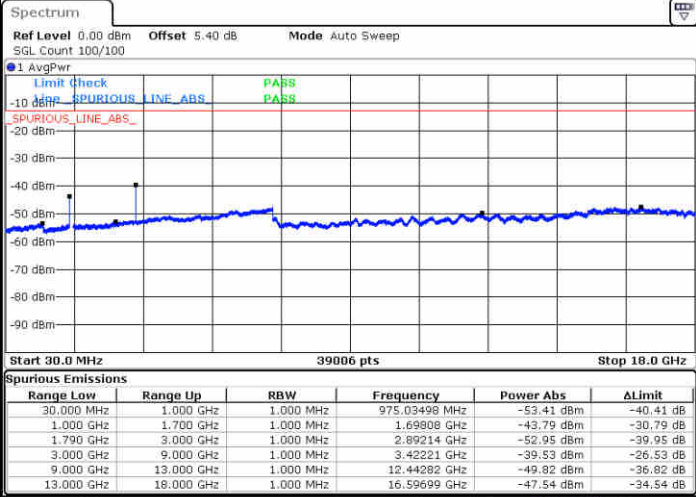
Date: 7.FEB 2019 07:35:14



LTE Band 66 / 15MHz

Lowest Channel / 64QAM

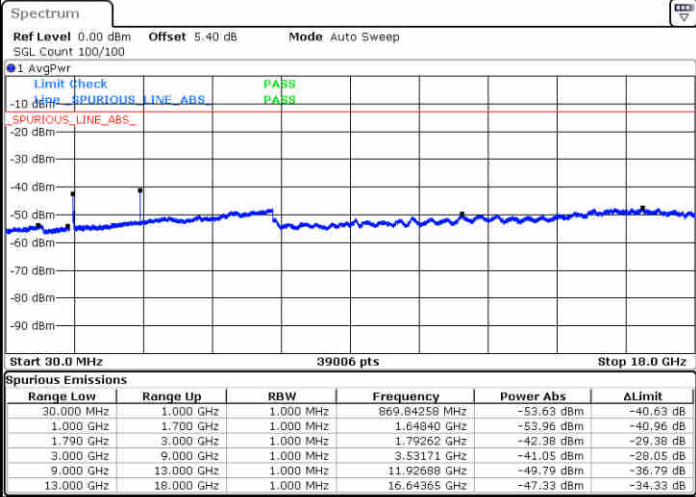
Middle Channel / 64QAM



Date: 7.FEB 2019 07:47:25

Date: 7.FEB 2019 07:44:04

Highest Channel / 64QAM

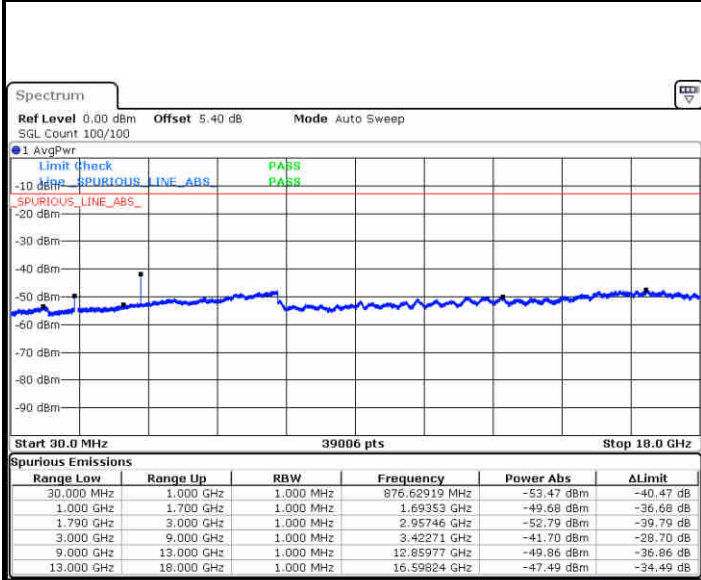


Date: 7.FEB 2019 07:57:32



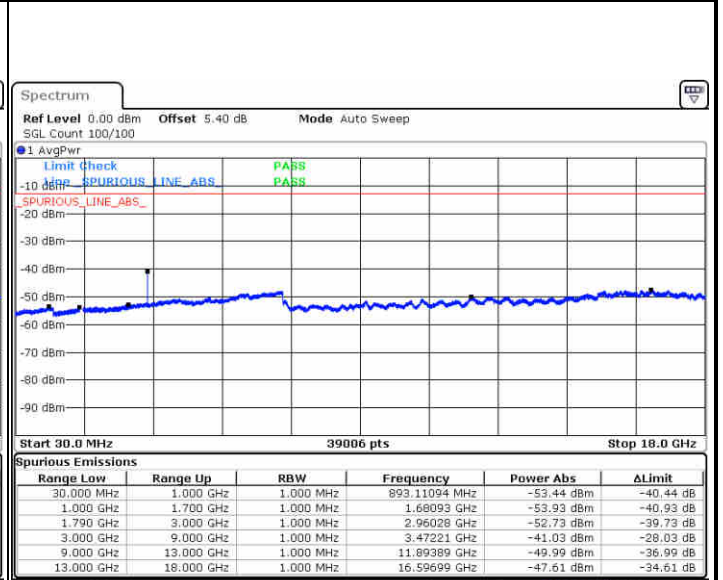
LTE Band 66 / 20MHz

Lowest Channel / 64QAM



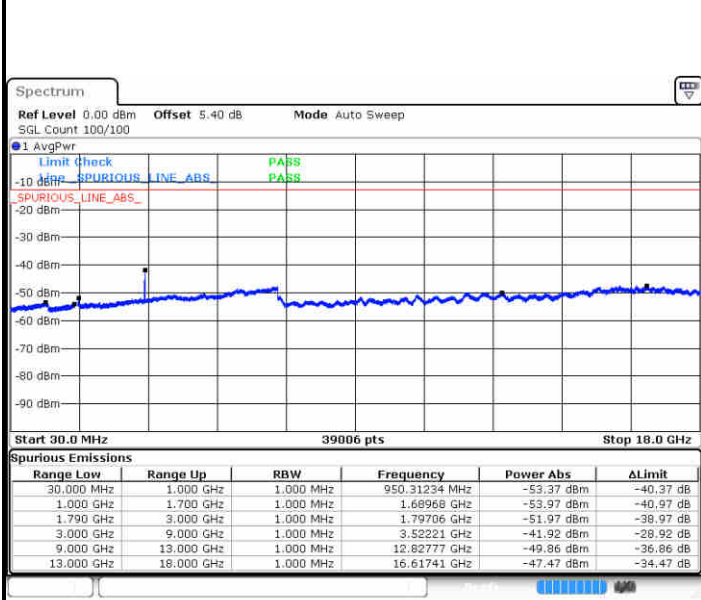
Date: 7.FEB 2019 08:14:59

Middle Channel / 64QAM



Date: 7.FEB 2019 08:04:39

Highest Channel / 64QAM



Date: 7.FEB 2019 08:38:36



Frequency Stability

Test Conditions		LTE Band 2 (QPSK) / Middle Channel	Limit
Temperature (°C)	Voltage (Volt)	BW 10MHz	Note 2.
		Deviation (ppm)	Result
50	Normal Voltage	0.0022	PASS
40	Normal Voltage	0.0012	
30	Normal Voltage	0.0019	
20(Ref.)	Normal Voltage	0.0000	
10	Normal Voltage	0.0026	
0	Normal Voltage	0.0031	
-10	Normal Voltage	0.0007	
-20	Normal Voltage	0.0002	
-30	Normal Voltage	0.0017	
20	Maximum Voltage	0.0024	
20	Normal Voltage	0.0015	
20	Battery End Point	0.0001	

Note:

1. Normal Voltage =3.8 V. ; Battery End Point (BEP) =3.4 V. ; Maximum Voltage =4.4 V.
2. Note: The frequency fundamental emissions stay within the authorized frequency block.



Test Conditions		LTE Band 5 (QPSK) / Middle Channel	Limit
Temperature (°C)	Voltage (Volt)	BW 10MHz	2.5ppm
		Deviation (ppm)	Result
50	Normal Voltage	0.0002	PASS
40	Normal Voltage	0.0017	
30	Normal Voltage	0.0048	
20(Ref.)	Normal Voltage	0.0000	
10	Normal Voltage	0.0055	
0	Normal Voltage	0.0057	
-10	Normal Voltage	0.0052	
-20	Normal Voltage	0.0022	
-30	Normal Voltage	0.0011	
20	Maximum Voltage	0.0050	
20	Normal Voltage	0.0058	
20	Battery End Point	0.0011	

Note: Normal Voltage =3.8 V. ; Battery End Point (BEP) =3.4 V. ; Maximum Voltage =4.4 V.



Test Conditions		LTE Band 7 (QPSK) / Middle Channel	Limit
Temperature (°C)	Voltage (Volt)	BW 10MHz	Note 2.
		Deviation (ppm)	Result
50	Normal Voltage	0.0021	PASS
40	Normal Voltage	0.0025	
30	Normal Voltage	0.0008	
20(Ref.)	Normal Voltage	0.0000	
10	Normal Voltage	0.0019	
0	Normal Voltage	0.0031	
-10	Normal Voltage	0.0002	
-20	Normal Voltage	0.0004	
-30	Normal Voltage	0.0020	
20	Maximum Voltage	0.0006	
20	Normal Voltage	0.0024	
20	Battery End Point	0.0026	

Note:

1. Normal Voltage =3.8 V. ; Battery End Point (BEP) =3.4 V. ; Maximum Voltage =4.4 V.
2. Note: The frequency fundamental emissions stay within the authorized frequency block.



Test Conditions		LTE Band 12 (QPSK) / Middle Channel	Limit
Temperature (°C)	Voltage (Volt)	BW 10MHz	Note 2.
		Deviation (ppm)	Result
50	Normal Voltage	0.0011	PASS
40	Normal Voltage	0.0023	
30	Normal Voltage	0.0085	
20(Ref.)	Normal Voltage	0.0000	
10	Normal Voltage	0.0102	
0	Normal Voltage	0.0006	
-10	Normal Voltage	0.0023	
-20	Normal Voltage	0.0073	
-30	Normal Voltage	0.0066	
20	Maximum Voltage	0.0011	
20	Normal Voltage	0.0007	
20	Battery End Point	0.0106	

Note:

1. Normal Voltage =3.8 V. ; Battery End Point (BEP) =3.4 V. ; Maximum Voltage =4.4 V.
2. Note: The frequency fundamental emissions stay within the authorized frequency block.



Test Conditions		LTE Band 66 (QPSK) / Middle Channel	Limit
Temperature (°C)	Voltage (Volt)	BW 10MHz	Note 2.
		Deviation (ppm)	Result
50	Normal Voltage	0.0012	PASS
40	Normal Voltage	0.0024	
30	Normal Voltage	0.0003	
20(Ref.)	Normal Voltage	0.0000	
10	Normal Voltage	0.0035	
0	Normal Voltage	0.0005	
-10	Normal Voltage	0.0002	
-20	Normal Voltage	0.0020	
-30	Normal Voltage	0.0005	
20	Maximum Voltage	0.0028	
20	Normal Voltage	0.0006	
20	Battery End Point	0.0007	

Note:

1. Normal Voltage =3.8 V. ; Battery End Point (BEP) =3.4 V. ; Maximum Voltage =4.4 V.
2. Note: The frequency fundamental emissions stay within the authorized frequency block.



Appendix B. Test Results of Radiated Test

Radiated Spurious Emission

LTE Band 2 / 20MHz / QPSK								
Channel	Frequency (MHz)	EIRP (dBm)	Limit (dBm)	Over Limit (dB)	S.G. Power (dBm)	TX Cable loss (dB)	TX Antenna Gain (dBi)	Polarization (H/V)
Middle	3744	-59.33	-13	-46.33	-64.20	3.55	8.42	H
	5619	-49.89	-13	-36.89	-56.23	4.34	10.68	H
	7485	-52.38	-13	-39.38	-59.18	5.14	11.94	H
	3744	-59.26	-13	-46.26	-64.13	3.55	8.42	V
	5616	-47.39	-13	-34.39	-53.73	4.34	10.68	V
	7485	-52.04	-13	-39.04	-58.84	5.14	11.94	V

Remark: Spurious emissions within 30-1000MHz were found more than 20dB below limit line.

LTE Band 5 / 10MHz / QPSK								
Channel	Frequency (MHz)	EIRP (dBm)	Limit (dBm)	Over Limit (dB)	S.G. Power (dBm)	TX Cable loss (dB)	TX Antenna Gain (dBi)	Polarization (H/V)
Middle	1664	-67.92	-13	-54.92	-69.13	2.32	5.68	H
	2496	-53.90	-13	-40.90	-54.53	3.02	5.80	H
	3330	-66.00	-13	-53.00	-68.46	3.27	7.88	H
	1664	-68.65	-13	-55.65	-69.86	2.32	5.68	V
	2496	-51.36	-13	-38.36	-51.99	3.02	5.80	V
	3330	-65.75	-13	-52.75	-68.21	3.27	7.88	V

Remark: Spurious emissions within 30-1000MHz were found more than 20dB below limit line.

LTE Band 7 / 20MHz / QPSK								
Channel	Frequency (MHz)	EIRP (dBm)	Limit (dBm)	Over Limit (dB)	S.G. Power (dBm)	TX Cable loss (dB)	TX Antenna Gain (dBi)	Polarization (H/V)
Middle	5055	-62.12	-25	-37.12	-68.13	4.20	10.21	H
	7580	-62.87	-25	-37.87	-69.73	5.12	11.98	H
	10104	-60.65	-25	-35.65	-67.69	5.86	12.90	H
	5055	-65.01	-25	-40.01	-71.02	4.20	10.21	V
	7580	-56.71	-25	-31.71	-63.57	5.12	11.98	V
	10104	-61.84	-25	-36.84	-68.88	5.86	12.90	V

Remark: Spurious emissions within 30-1000MHz were found more than 20dB below limit line.



LTE Band 12 / 10MHz / QPSK								
Channel	Frequency (MHz)	EIRP (dBm)	Limit (dBm)	Over Limit (dB)	S.G. Power (dBm)	TX Cable loss (dB)	TX Antenna Gain (dBi)	Polarization (H/V)
Middle	1406	-67.34	-13	-54.34	-68.55	2.32	5.68	H
	2110	-54.47	-13	-41.47	-55.10	3.02	5.80	H
	2812	-65.40	-13	-52.40	-67.86	3.27	7.88	H
	1406	-67.31	-13	-54.31	-68.52	2.32	5.68	V
	2110	-53.56	-13	-40.56	-54.19	3.02	5.80	V
	2812	-65.66	-13	-52.66	-68.12	3.27	7.88	V

Remark: Spurious emissions within 30-1000MHz were found more than 20dB below limit line.

LTE Band 66 / 20MHz / QPSK								
Channel	Frequency (MHz)	EIRP (dBm)	Limit (dBm)	Over Limit (dB)	S.G. Power (dBm)	TX Cable loss (dB)	TX Antenna Gain (dBi)	Polarization (H/V)
Middle	3471	-55.02	-13	-42.02	-59.74	3.41	8.13	H
	5208	-44.45	-13	-31.45	-50.46	4.195	10.20	H
	6945	-53.89	-13	-40.89	-60.34	4.91	11.36	H
	3471	-55.64	-13	-42.64	-60.36	3.413	8.13	V
	5208	-43.45	-13	-30.45	-49.46	4.195	10.20	V
	6945	-53.71	-13	-40.71	-60.16	4.911	11.36	V

Remark: Spurious emissions within 30-1000MHz were found more than 20dB below limit line.