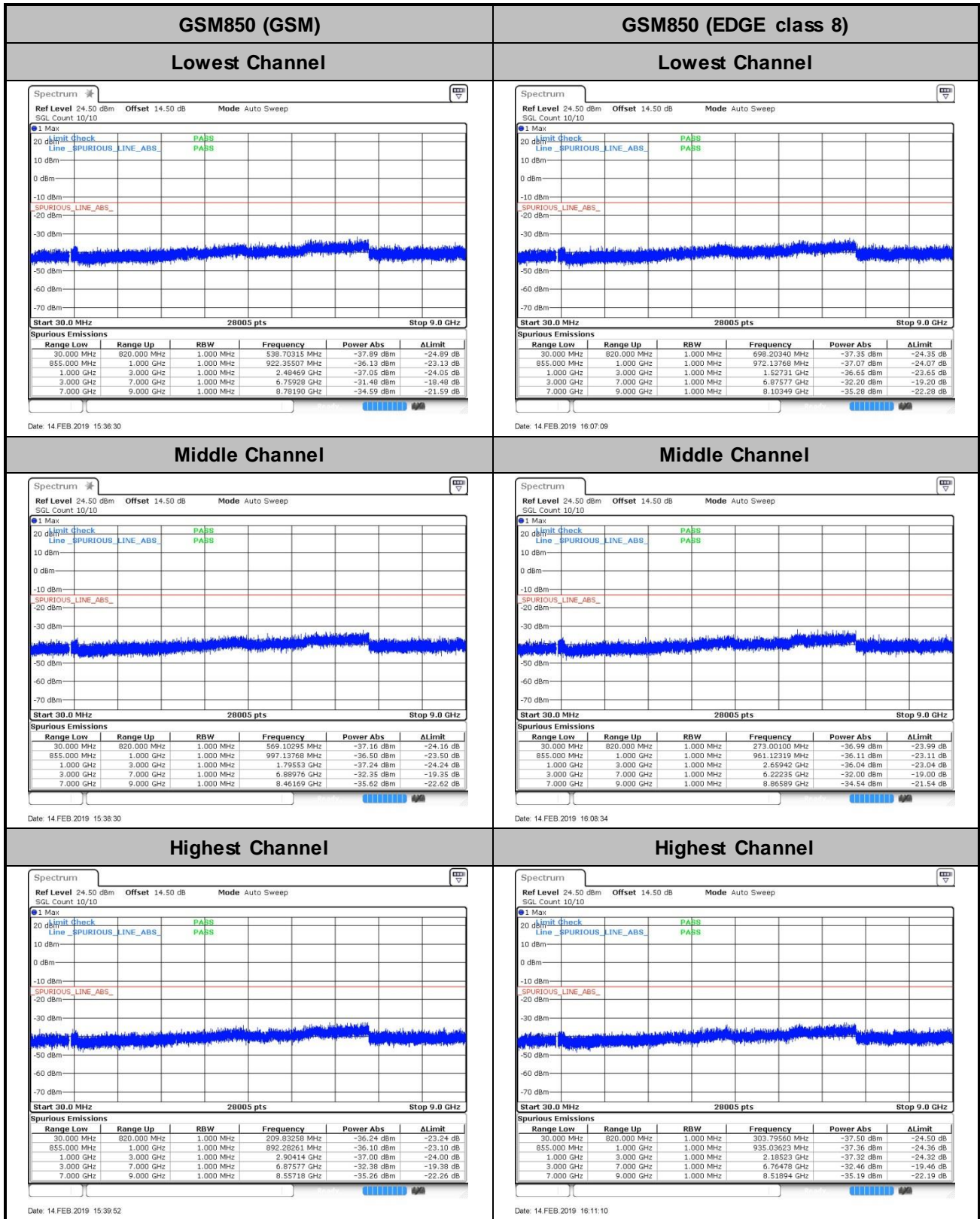




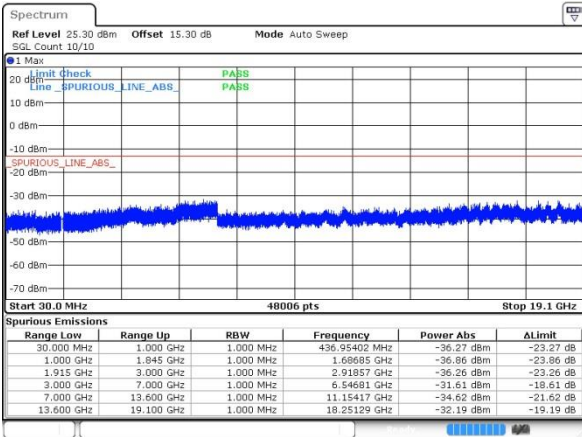
Conducted Spurious Emission





GSM1900 (GSM)

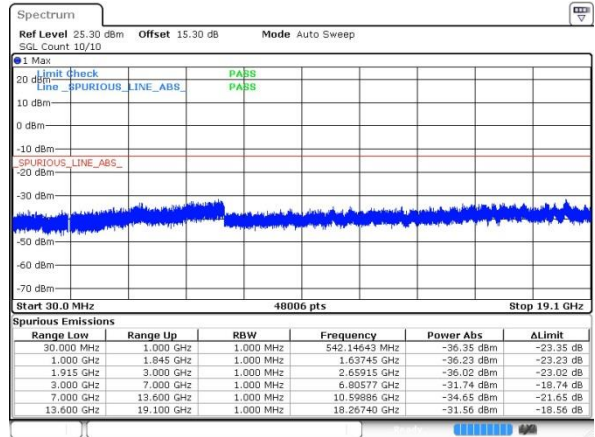
Lowest Channel



Date: 15.FEB.2019 09:28:35

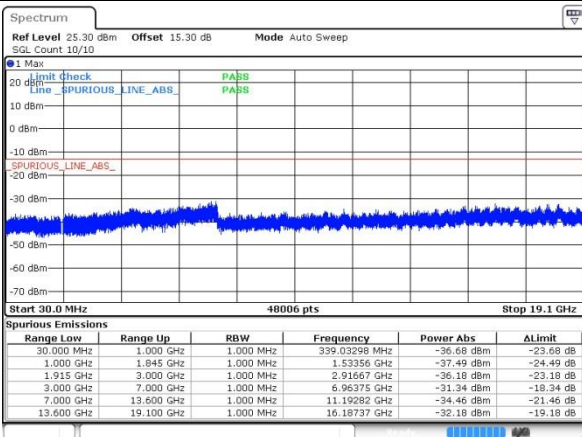
GSM1900 (EDGE class 8)

Lowest Channel



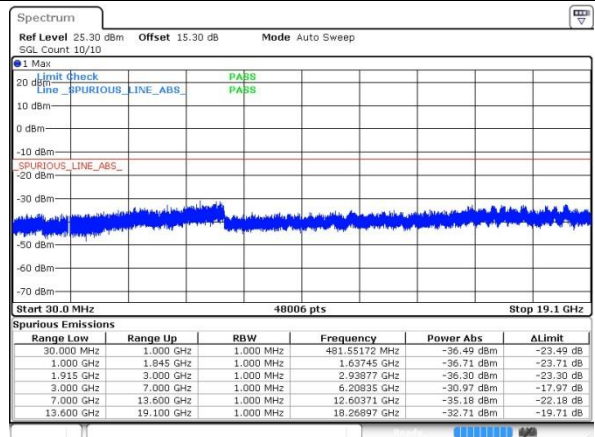
Date: 15.FEB.2019 09:46:45

Middle Channel



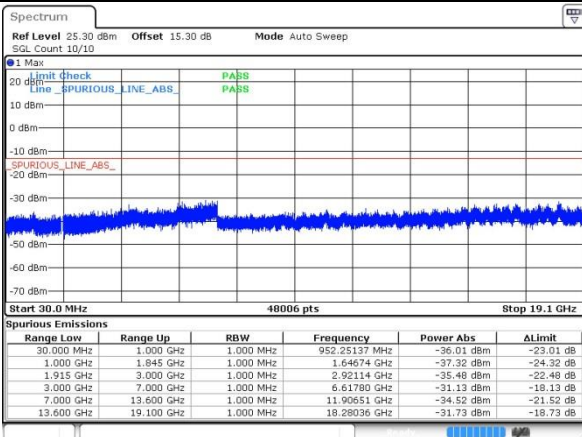
Date: 15.FEB.2019 09:29:58

Middle Channel



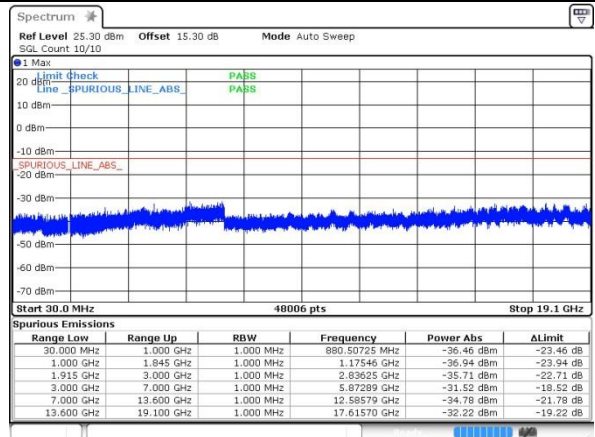
Date: 15.FEB.2019 09:48:06

Highest Channel



Date: 15.FEB.2019 09:31:17

Highest Channel

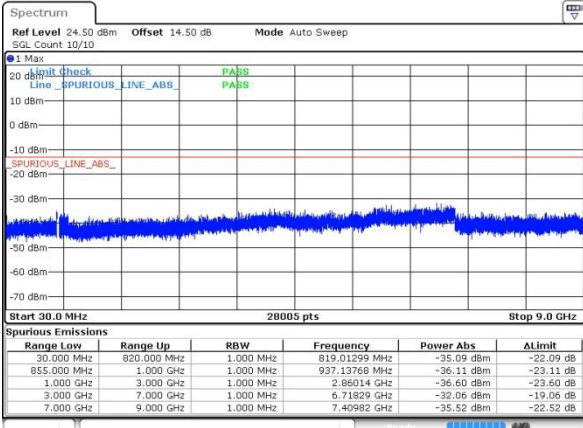


Date: 15.FEB.2019 09:49:38



WCDMA Band V (RMC 12.2Kbps)

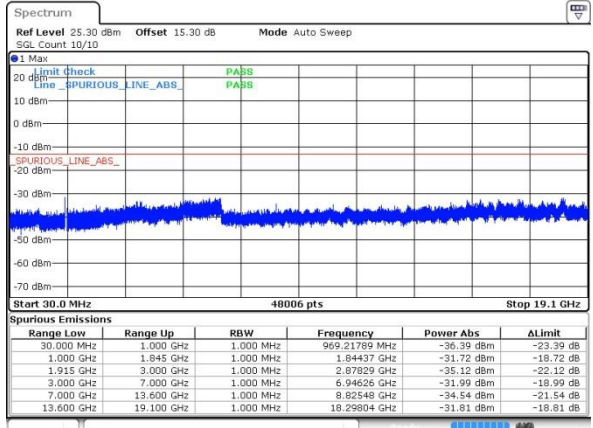
Lowest Channel



Date: 14.FEB.2019 16:50:12

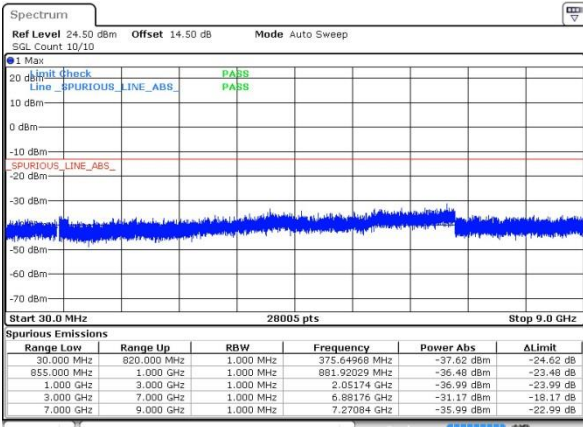
WCDMA Band II (RMC 12.2Kbps)

Lowest Channel



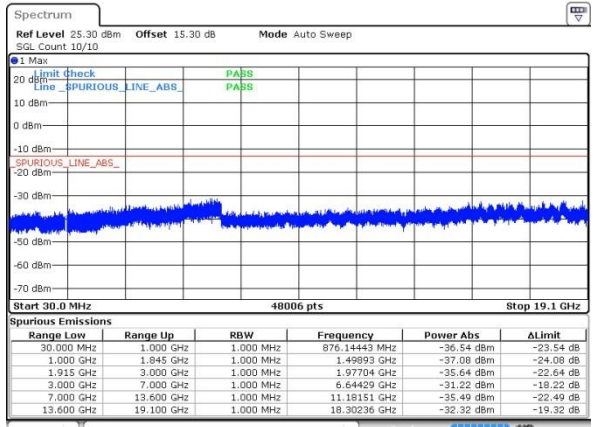
Date: 15.FEB.2019 10:21:34

Middle Channel



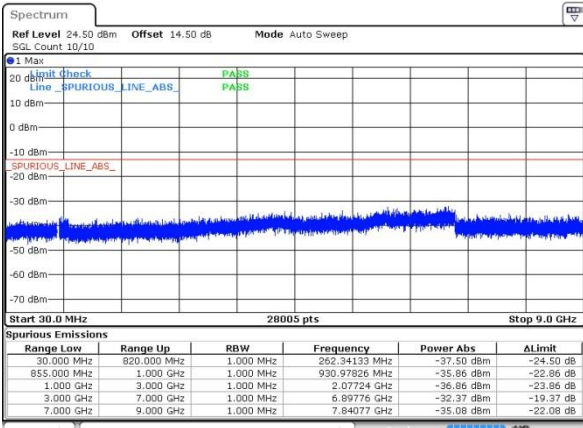
Date: 14.FEB.2019 16:51:45

Middle Channel



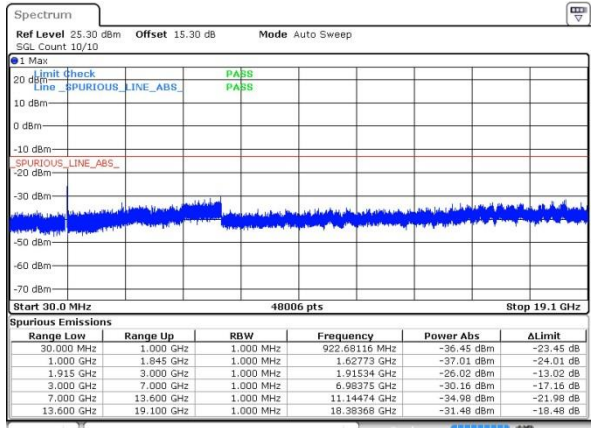
Date: 15.FEB.2019 10:22:56

Highest Channel

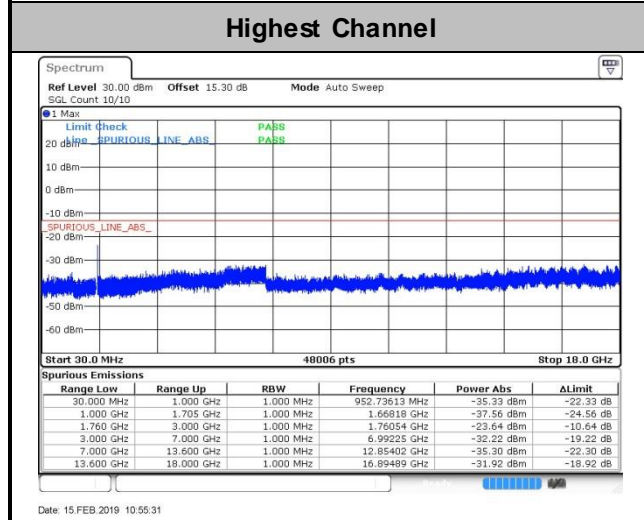
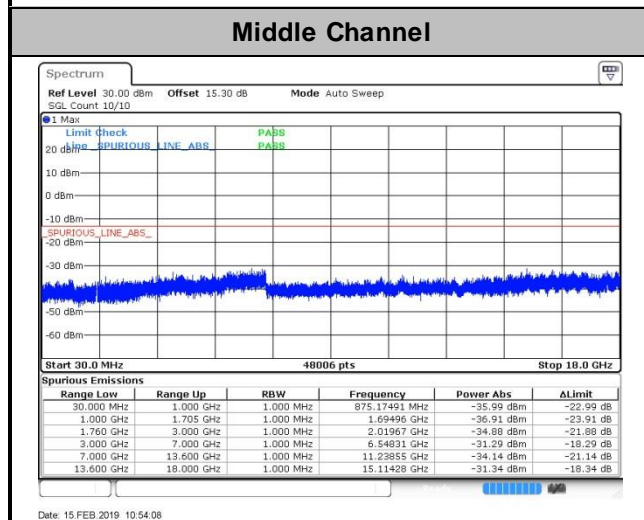
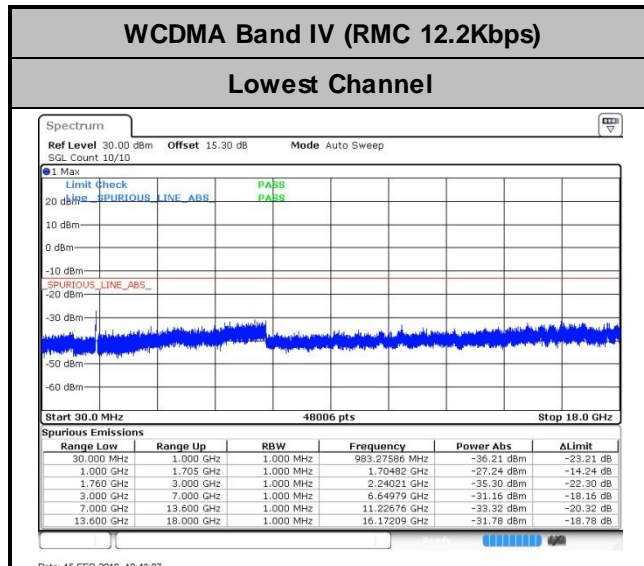


Date: 14.FEB.2019 16:58:53

Highest Channel



Date: 15.FEB.2019 10:24:19





Frequency Stability

Test Conditions	Middle Channel	GSM850 (GSM)	GSM850 (EDGE class 8)	Limit
				2.5ppm
Temperature (°C)	Voltage (Volt)	Deviation (ppm)		Result
50	Normal Voltage	0.0108	0.0224	PASS
40	Normal Voltage	0.0032	0.0178	
30	Normal Voltage	0.0130	0.0087	
20(Ref.)	Normal Voltage	0.0000	0.0000	
10	Normal Voltage	0.0145	0.0155	
0	Normal Voltage	0.0078	0.0169	
-10	Normal Voltage	0.0175	0.0234	
-20	Normal Voltage	0.0159	0.0065	
-30	Normal Voltage	0.0143	0.0109	
20	Maximum Voltage	0.0096	0.0132	
20	Normal Voltage	0.0120	0.0203	
20	Battery End Point	0.0191	0.0036	

Note: Normal Voltage = 3.8V. ; Battery End Point (BEP) =3.4V. ; Maximum Voltage =4.4 V

Test Conditions	Middle Channel	GSM1900 (GSM)	GSM1900 (EDGE class 8)	Limit
				Note 2.
Temperature (°C)	Voltage (Volt)	Deviation (ppm)		Result
50	Normal Voltage	0.0058	0.0181	PASS
40	Normal Voltage	0.0015	0.0131	
30	Normal Voltage	0.0119	0.0023	
20(Ref.)	Normal Voltage	0.0000	0.0000	
10	Normal Voltage	0.0145	0.0112	
0	Normal Voltage	0.0136	0.0135	
-10	Normal Voltage	0.0089	0.0174	
-20	Normal Voltage	0.0021	0.0127	
-30	Normal Voltage	0.0118	0.0119	
20	Maximum Voltage	0.0052	0.0018	
20	Normal Voltage	0.0011	0.0134	
20	Battery End Point	0.0124	0.0027	

Note:

1. Normal Voltage = 3.8V. ; Battery End Point (BEP) =3.4V. ; Maximum Voltage =4.4 V
2. The frequency fundamental emissions stay within the authorized frequency block based on the frequency deviation measured is small.



Test Conditions	Middle Channel	WCDMA Band V (RMC 12.2KbpsRMC 12.2Kbps)	Limit
			2.5ppm
Temperature (°C)	Voltage (Volt)	Deviation (ppm)	Result
50	Normal Voltage	0.0088	PASS
40	Normal Voltage	0.0255	
30	Normal Voltage	0.0021	
20(Ref.)	Normal Voltage	0.0000	
10	Normal Voltage	0.0278	
0	Normal Voltage	0.0243	
-10	Normal Voltage	0.0068	
-20	Normal Voltage	0.0273	
-30	Normal Voltage	0.0036	
20	Maximum Voltage	0.0012	
20	Normal Voltage	0.0234	
20	Battery End Point	0.0263	

Note: Normal Voltage = 3.8V. ; Battery End Point (BEP) =3.4V. ; Maximum Voltage =4.4 V

Test Conditions	Middle Channel	WCDMA Band II (RMC 12.2Kbps)	Limit
			Note 2.
Temperature (°C)	Voltage (Volt)	Deviation (ppm)	Result
50	Normal Voltage	0.0018	PASS
40	Normal Voltage	0.0122	
30	Normal Voltage	0.0118	
20(Ref.)	Normal Voltage	0.0000	
10	Normal Voltage	0.0174	
0	Normal Voltage	0.0048	
-10	Normal Voltage	0.0143	
-20	Normal Voltage	0.0159	
-30	Normal Voltage	0.0027	
20	Maximum Voltage	0.0022	
20	Normal Voltage	0.0096	
20	Battery End Point	0.0032	

Note:

1. Normal Voltage = 3.8V ; Battery End Point (BEP) =3.4V ; Maximum Voltage =4.4V
2. The frequency fundamental emissions stay within the authorized frequency block based on the frequency deviation measured is small.



Test Conditions	Middle Channel	WCDMA Band IV (RMC 12.2Kbps)	Limit
			Note 2.
Temperature (°C)	Voltage (Volt)	Deviation (ppm)	Result
50	Normal Voltage	0.0035	PASS
40	Normal Voltage	0.0029	
30	Normal Voltage	0.0150	
20(Ref.)	Normal Voltage	0.0000	
10	Normal Voltage	0.0023	
0	Normal Voltage	0.0127	
-10	Normal Voltage	0.0035	
-20	Normal Voltage	0.0144	
-30	Normal Voltage	0.0046	
20	Maximum Voltage	0.0017	
20	Normal Voltage	0.0133	
20	Battery End Point	0.0035	

Note:

1. Normal Voltage = 3.8V. ; Battery End Point (BEP) =3.4 V. ; Maximum Voltage =4.4V
2. The frequency fundamental emissions stay within the authorized frequency block based on the frequency deviation measured is small.



Appendix B. Test Results of Radiated Test

Radiated Spurious Emission

GSM850 (GSM)								
Channel	Frequency (MHz)	ERP (dBm)	Limit (dBm)	Over Limit (dB)	S.G. Power (dBm)	TX Cable loss (dB)	TX Antenna Gain (dBi)	Polarization (H/V)
Middle	1672	-54.55	-13	-41.55	-55.76	2.32	5.68	H
	2510	-41.72	-13	-28.72	-42.35	3.02	5.80	H
	3348	-65.71	-13	-52.71	-68.17	3.27	7.88	H
	1672	-60.21	-13	-47.21	-61.42	2.32	5.68	V
	2510	-50.11	-13	-37.11	-50.74	3.02	5.80	V
	3348	-65.63	-13	-52.63	-68.09	3.27	7.88	V

Remark: Spurious emissions within 30-1000MHz were found more than 20dB below limit line.

GSM850 (EDGE class 8)								
Channel	Frequency (MHz)	ERP (dBm)	Limit (dBm)	Over Limit (dB)	S.G. Power (dBm)	TX Cable loss (dB)	TX Antenna Gain (dBi)	Polarization (H/V)
Middle	1672	-56.98	-13	-43.98	-58.19	2.32	5.68	H
	2510	-49.27	-13	-36.27	-49.90	3.02	5.80	H
	3348	-65.78	-13	-52.78	-68.24	3.27	7.88	H
	1672	-64.18	-13	-51.18	-65.39	2.32	5.68	V
	2508	-47.05	-13	-34.05	-47.68	3.02	5.80	V
	3348	-66.03	-13	-53.03	-68.49	3.27	7.88	V

Remark: Spurious emissions within 30-1000MHz were found more than 20dB below limit line.



GSM1900 (GSM)								
Channel	Frequency (MHz)	EIRP (dBm)	Limit (dBm)	Over Limit (dB)	S.G. Power (dBm)	TX Cable loss (dB)	TX Antenna Gain (dBi)	Polarization (H/V)
Middle	3759	-55.11	-13	-42.11	-59.98	3.55	8.42	H
	5640	-45.32	-13	-32.32	-51.66	4.34	10.68	H
	7521	-54.74	-13	-41.74	-61.54	5.14	11.94	H
	3759	-56.37	-13	-43.37	-61.24	3.55	8.42	V
	5640	-42.54	-13	-29.54	-48.88	4.34	10.68	V
	7521	-54.18	-13	-41.18	-60.98	5.14	11.94	V

Remark: Spurious emissions within 30-1000MHz were found more than 20dB below limit line.

GSM1900 (EDGE class 8)								
Channel	Frequency (MHz)	EIRP (dBm)	Limit (dBm)	Over Limit (dB)	S.G. Power (dBm)	TX Cable loss (dB)	TX Antenna Gain (dBi)	Polarization (H/V)
Middle	3759	-62.61	-13	-49.61	-67.48	3.55	8.42	H
	5640	-58.10	-13	-45.10	-64.44	4.34	10.68	H
	7521	-54.43	-13	-41.43	-61.23	5.14	11.94	H
	3759	-61.59	-13	-48.59	-66.46	3.55	8.42	V
	5640	-55.41	-13	-42.41	-61.75	4.34	10.68	V
	7521	-54.06	-13	-41.06	-60.86	5.14	11.94	V

Remark: Spurious emissions within 30-1000MHz were found more than 20dB below limit line.



WCDMA Band V(RMC 12.2Kbps)								
Channel	Frequency (MHz)	ERP (dBm)	Limit (dBm)	Over Limit (dB)	S.G. Power (dBm)	TX Cable loss (dB)	TX Antenna Gain (dBi)	Polarization (H/V)
Middle	1674	-67.11	-13	-54.11	-68.32	2.32	5.68	H
	2512	-63.53	-13	-50.53	-64.16	3.02	5.80	H
	3348	-66.03	-13	-53.03	-68.49	3.27	7.88	H
	1674	-65.47	-13	-52.47	-66.68	2.32	5.68	V
	2512	-62.51	-13	-49.51	-63.14	3.02	5.80	V
	3348	-65.76	-13	-52.76	-68.22	3.27	7.88	V

Remark: Spurious emissions within 30-1000MHz were found more than 20dB below limit line.

WCDMA Band II(RMC 12.2Kbps)								
Channel	Frequency (MHz)	EIRP (dBm)	Limit (dBm)	Over Limit (dB)	S.G. Power (dBm)	TX Cable loss (dB)	TX Antenna Gain (dBi)	Polarization (H/V)
Middle	3759	-62.53	-13	-49.53	-67.40	3.55	8.42	H
	5640	-58.30	-13	-45.30	-64.64	4.34	10.68	H
	7521	-54.21	-13	-41.21	-61.01	5.14	11.94	H
	3759	-62.60	-13	-49.60	-67.47	3.55	8.42	V
	5640	-58.53	-13	-45.53	-64.87	4.34	10.68	V
	7521	-53.72	-13	-40.72	-60.52	5.14	11.94	V

Remark: Spurious emissions within 30-1000MHz were found more than 20dB below limit line.

WCDMA Band IV(RMC 12.2Kbps)								
Channel	Frequency (MHz)	EIRP (dBm)	Limit (dBm)	Over Limit (dB)	S.G. Power (dBm)	TX Cable loss (dB)	TX Antenna Gain (dBi)	Polarization (H/V)
Middle	3468	-60.02	-13	-47.02	-64.74	3.41	8.13	H
	5199	-60.12	-13	-47.12	-66.13	4.195	10.20	H
	6930	-56.44	-13	-43.44	-62.89	4.91	11.36	H
	3465	-61.63	-13	-48.63	-66.35	3.413	8.13	V
	5196	-56.55	-13	-43.55	-62.56	4.195	10.20	V
	6930	-56.17	-13	-43.17	-62.62	4.911	11.36	V

Remark: Spurious emissions within 30-1000MHz were found more than 20dB below limit line.