

## Appendix C. Setup Photographs


<Radiated Emission>

X Plane for 22H(GSM/WCDMA), 27L

LF




HF




Z Plane for 22H(CDMA), 24E(CDMA)

LF




HF



## Y Plane for 24E(GSM/WCDMA)

LF



HF

