



motorola

en-US
pt-BR
en-US
es-US
pt-BR
en-US
en-US
en-US
en-US
en-US

motog⁷
PLAY

read me

*Caution: Before using your phone,
please read the safety, regulatory and legal
information provided with your product.*

Lenovo



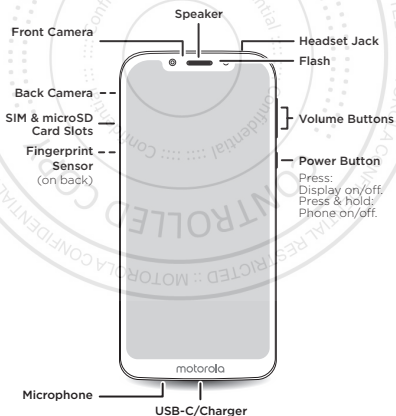
SAR

This product meets the applicable national or international RF exposure guidance (SAR guideline) when used normally against your head or, when worn or carried, at a distance of 5 mm from the body. The SAR guideline includes a considerable safety margin designed to assure the safety of all persons, regardless of age and health.

To view the SAR values for your phone, visit <https://motorola.com/sar>. To view additional SAR information on your phone, swipe up ^ > **Settings > System > Legal information > RF information**. To view the information on the web, visit www.motorola.com/rfhealth.

At a glance

Let's get started. We'll guide you through startup and tell you where to find more information about your phone and its great features.



Put in the cards

Depending on the model, your phone might support using two SIM cards.

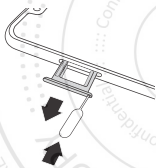
Caution: Make sure you use the correct size SIM card and don't cut the SIM card.



Nano SIM

Insert the nano SIM and memory cards.

Insert the SIM tool into the tray hole to pop out the tray.



Insert the SIM cards with the gold contacts down. Insert an optional microSD card (sold separately).

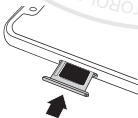
One SIM card:



Two SIM cards:



Push the tray back into your phone.



Caution: Handle the tray with care to avoid bending.



Finish up

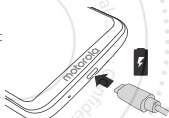
Connect your charger to charge your phone fully, then turn on the power. Follow the screen prompts to get started.

For phones that use two SIM cards, follow the prompts to set them up.

Note: Your phone comes with a rapid charger for the fastest charging speeds. Use of other chargers is not recommended.

Charge up.

Before using your phone, fully charge it with the charger provided.



Power on.



Press & hold Power until the screen lights up.

Control with one touch

Unlock and more with just one touch.

Fingerprint and screen lock: Swipe up ^ > ⚙️
Settings > Security & location.

- **Face Unlock:** Swipe up ^ > ⚙️ **Settings > Security & Location > Face Unlock.**



Fingerprint Sensor

Press to unlock.

Useful apps

When you're up and running, try these apps to see what you can do with your new phone.




Find it: Swipe up  from the home screen to see all your apps.

- **Moto:** Explore special features designed to save you time and make your day easier. Check out display options, actions your phone can do, and more.
- **Camera:** Your camera takes crisp, clear photos and videos, but that's not all. See features, like landmark recognition, selective focus, and background replacement.
- **Play Music:** Stream it, buy it, save it, or play it. Listen and create playlists anytime. And with Moto Display, you can control playback even when your phone is locked.
- **Google Chrome™:** Access the Internet to shop, search, learn or just browse.
- **Gmail™:** Connect to all your email accounts and manage them in one easy place.
- **Google Duo:** Make and receive video or audio calls—over Wi-Fi when it's available.

Note: Your phone may not support all features.

Help & more

Get answers, updates, and info:

- **Help is here:** Swipe up  >  **Moto Help** to learn how to use your phone and get support.
- **Get more:** Get software, user guides, and more at www.motorola.com/mymotg.
- **Get apps:** Tap  **Play Store** to browse and download apps.
- **Join the conversation:** Find us on YouTube™, Facebook™, and Twitter.

Where is my legal, safety and regulatory information?

In order to provide you with better access to this important information, we've made the materials accessible from the phone's settings menu and on the web. Review these materials prior to using your device. To access the materials from a connected phone, go to **Settings** > **System** > **Legal information**, and select a topic. To access the materials on the web, visit www.motorola.com/device-legal.

Battery safety. Before assembling, charging or using your mobile device for the first time, please read the important product safety and legal information provided with your product.

If your mobile device becomes unresponsive, try a reboot—press and hold the Power button until the screen goes dark and your device restarts.

For your safety, the battery in your mobile device should only be removed by a Motorola approved service center or independent qualified professional. Don't try to remove or replace the battery yourself—doing so may damage the battery and could cause burning and injury. Don't crush, bend, or expose your mobile device to heat or liquid. This may damage the battery and could cause burning and injury. Don't try to dry your mobile device using a microwave oven, conventional oven, or dryer.

Warning about high volume usage. To prevent possible hearing damage, do not listen at high volume levels for long periods.



Disposal & recycling. Help do your part! Please don't dispose of mobile devices or electrical accessories (such as chargers, headsets, or batteries) with your household waste. Product packaging and product guides should only be disposed of in accordance with national collection and recycling requirements. For details on approved national recycling schemes and Motorola recycling activities, go to: www.motorola.com/recycling.



Usage. This phone supports apps and services that could use a lot of data, so make sure your data plan meets your needs. Contact your service provider for details. Certain apps and features may not be available in all countries.

Regulatory information. To view the Regulatory ID (such as FCC ID) for this device, on the phone, go to **Settings > System > Regulatory information**, or visit www.motorola.com/device-legal.

Warranty. This product is covered by Motorola's limited warranty. To review the warranty on your phone, go to **Settings > System > Legal information > Warranty**, or visit www.motorola.com/device-legal. You may also obtain a copy of the warranty by contacting Motorola at: Motorola Mobility LLC, Attention Customer Service--Warranty Request, 222 West Merchandise Mart Plaza, Suite 1800, Chicago, IL 60654.

Arbitration & opt-out. Except where prohibited by law, any controversy or claim arising out of or relating to any Motorola product will be resolved by binding arbitration, instead of in court, unless you opt-out. To opt-out, send a written rejection notice within 30 days of purchase that includes your name, address, phone number, device, and device serial number, and tells Motorola that you are rejecting this Arbitration provision to: Motorola Mobility

LLC, 222 West Merchandise Mart Plaza, Suite 1800, Attn: Arbitration Provision Opt-Out, Chicago, IL 60654 or arbitrat@motorola.com. For more information on this arbitration provision, on your phone, go to **Settings > System > Legal information > Arbitration and opt-out**, or visit www.motorola.com/device-legal.

Legal disclaimers. Certain features, services and applications are network dependent and might not be available in all areas; additional terms, conditions and/or charges might apply. Contact your service provider for details. All features, functionality, and other product specifications, as well as the information contained in this guide, are based upon the latest available information and believed to be accurate at the time of printing. Motorola reserves the right to correct, change or modify any information or specifications without notice or obligation.

Copyright & trademarks. MOTOROLA, the stylized M logo, MOTO, and the MOTO family of marks are trademarks or registered trademarks of Motorola Trademark Holdings, LLC. LENOVO is a trademark of Lenovo. Google, Android, Google Play and other marks are trademarks of Google LLC. microSD Logo is a trademark of SD-3C, LLC. All other product or service names are the property of their respective owners.

© 2019 Motorola Mobility LLC. All rights reserved.

Product ID: **moto g⁷ play** (Model XT1952-1, XT1952-2)

Manual Number: **XXXXXXXXXX-A**

Motorola Mobility LLC
222 W. Merchandise Mart Plaza
Chicago, IL 60654
www.motorola.com



motorola.com

