

## HAC\_E\_Dipole\_835

### DUT: HAC-Dipole 835 MHz

Communication System: CW; Frequency: 835 MHz; Duty Cycle: 1:1  
 Medium: Air Medium parameters used:  $\sigma = 0$  S/m,  $\epsilon_r = 1$ ;  $\rho = 0$  kg/m<sup>3</sup>  
 Ambient Temperature : 23.8 °C

#### DASY5 Configuration:

- Probe: ER3DV6 - SN2358; ConvF(1, 1, 1); Calibrated: 2018/1/19;
- Sensor-Surface: (Fix Surface)
- Electronics: DAE4 Sn910; Calibrated: 2018/6/21
- Phantom: HAC Test Arch with AMCC; Type: SD HAC P01 BA;
- Measurement SW: DASY52, Version 52.10 (0); SEMCAD X Version 14.6.10 (7417)

### E Scan - measurement distance from the probe sensor center to CD835 = 10mm & 15mm/Hearing Aid Compatibility Test at 15mm distance (41x361x1): Interpolated grid:

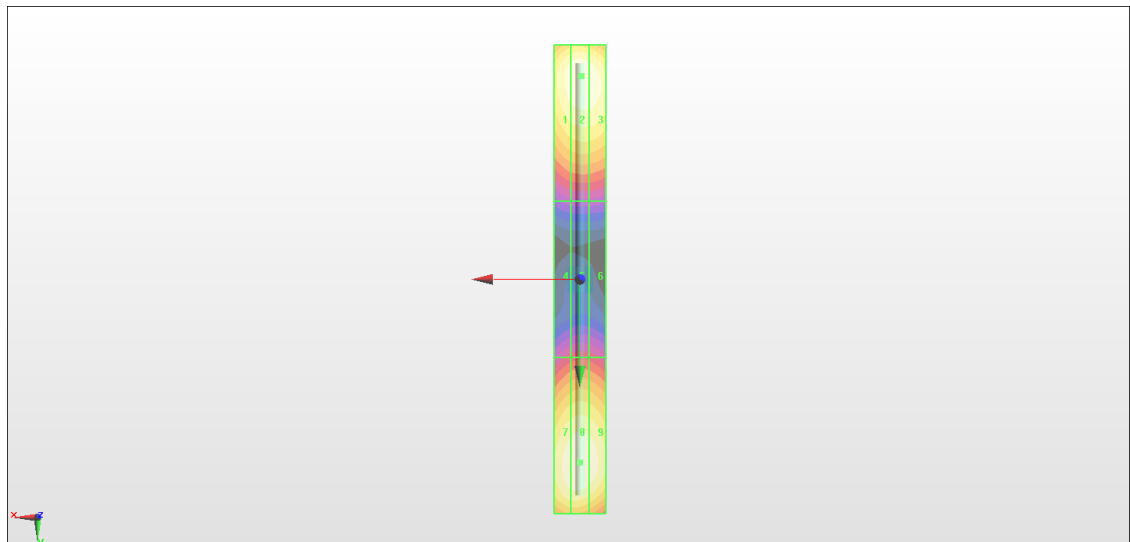
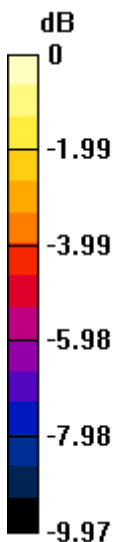
dx=0.5000 mm, dy=0.5000 mm  
 Device Reference Point: 0, 0, -6.3 mm  
 Reference Value = 131.7 V/m; Power Drift = -0.02 dB  
 PMR not calibrated. PMF = 1.000 is applied.  
 E-field emissions = 114.9 V/m  
 Average value of Total=(114.6+114.9) / 2 = 114.75 V/m

PMF scaled E-field

|                                      |                                      |                                      |
|--------------------------------------|--------------------------------------|--------------------------------------|
| Grid 1 <b>M4</b><br><b>111.4 V/m</b> | Grid 2 <b>M4</b><br><b>114.6 V/m</b> | Grid 3 <b>M4</b><br><b>113.2 V/m</b> |
| Grid 4 <b>M4</b><br><b>64.73 V/m</b> | Grid 5 <b>M4</b><br><b>66.19 V/m</b> | Grid 6 <b>M4</b><br><b>65.38 V/m</b> |
| Grid 7 <b>M4</b><br><b>112.8 V/m</b> | Grid 8 <b>M4</b><br><b>114.9 V/m</b> | Grid 9 <b>M4</b><br><b>112.9 V/m</b> |

#### Cursor:

Total = 114.9 V/m  
 E Category: M4  
 Location: 0, 70.5, 9.7 mm



0 dB = 114.9 V/m = 41.21 dBV/m

## HAC\_E\_Dipole\_1880

### DUT: HAC Dipole 1880 MHz

Communication System: CW; Frequency: 1880 MHz; Duty Cycle: 1:1  
 Medium: Air Medium parameters used:  $\sigma = 0$  S/m,  $\epsilon_r = 1$ ;  $\rho = 0$  kg/m<sup>3</sup>  
 Ambient Temperature : 23.8 °C

#### DASY5 Configuration:

- Probe: ER3DV6 - SN2358; ConvF(1, 1, 1); Calibrated: 2018/1/19;
- Sensor-Surface: (Fix Surface)
- Electronics: DAE4 Sn910; Calibrated: 2018/6/21
- Phantom: HAC Test Arch with AMCC; Type: SD HAC P01 BA;
- Measurement SW: DASY52, Version 52.10 (0); SEMCAD X Version 14.6.10 (7417)

### E Scan - measurement distance from the probe sensor center to CD1880 = 10mm & 15mm/Hearing Aid Compatibility Test at 15mm distance (41x181x1): Interpolated grid:

dx=0.5000 mm, dy=0.5000 mm

Device Reference Point: 0, 0, -6.3 mm

Reference Value = 143.3 V/m; Power Drift = 0.04 dB

PMR not calibrated. PMF = 1.000 is applied.

E-field emissions = 92.75 V/m

Average value of Total=(90.04+92.75) / 2 = 91.395 V/m

PMF scaled E-field

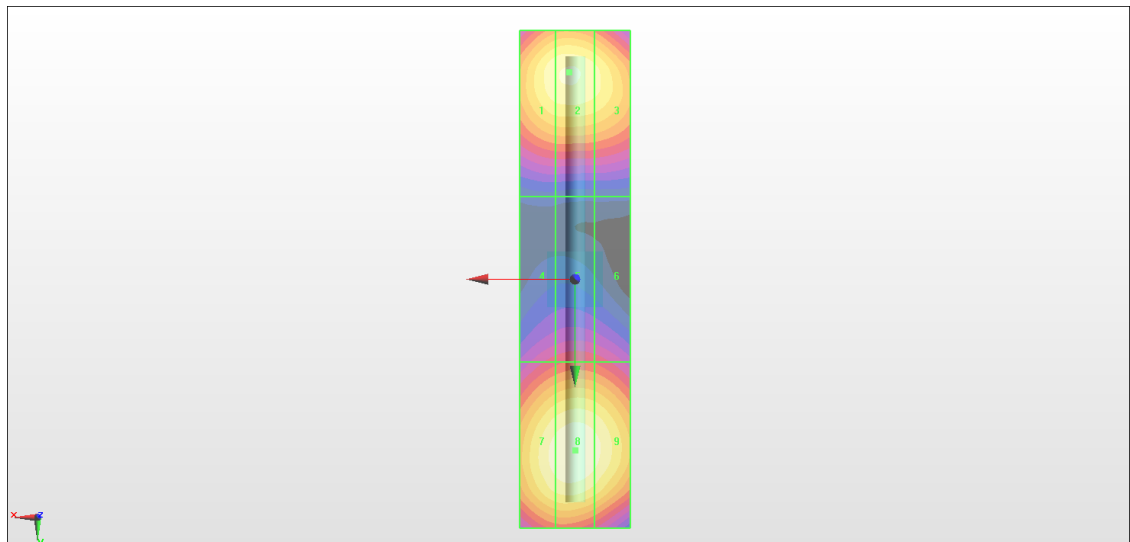
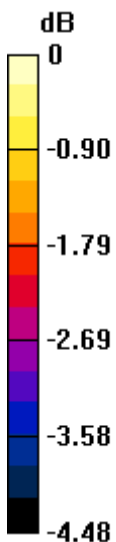
|                                      |                                      |                                      |
|--------------------------------------|--------------------------------------|--------------------------------------|
| Grid 1 <b>M3</b><br><b>89.23 V/m</b> | Grid 2 <b>M3</b><br><b>90.04 V/m</b> | Grid 3 <b>M3</b><br><b>88.02 V/m</b> |
| Grid 4 <b>M3</b><br><b>72.14 V/m</b> | Grid 5 <b>M3</b><br><b>73.44 V/m</b> | Grid 6 <b>M3</b><br><b>72.66 V/m</b> |
| Grid 7 <b>M3</b><br><b>91.09 V/m</b> | Grid 8 <b>M3</b><br><b>92.75 V/m</b> | Grid 9 <b>M3</b><br><b>90.88 V/m</b> |

#### Cursor:

Total = 92.75 V/m

E Category: M3

Location: 0, 31, 9.7 mm



0 dB = 92.75 V/m = 39.35 dBV/m