

HAC_E_Dipole_835

DUT: HAC-Dipole 835 MHz

Communication System: CW; Frequency: 835 MHz; Duty Cycle: 1:1
 Medium: Air Medium parameters used: $\sigma = 0$ S/m, $\epsilon_r = 1$; $\rho = 0$ kg/m³
 Ambient Temperature : 23.3 °C

DASY5 Configuration:

- Probe: ER3DV6 - SN2358; ConvF(1, 1, 1); Calibrated: 2018/1/19;
- Sensor-Surface: (Fix Surface)
- Electronics: DAE4 Sn854; Calibrated: 2018/6/14
- Phantom: HAC Test Arch with AMCC; Type: SD HAC P01 BA;
- Measurement SW: DASY52, Version 52.10 (0); SEMCAD X Version 14.6.10 (7417)

E Scan - measurement distance from the probe sensor center to CD835 = 10mm & 15mm/Hearing Aid Compatibility Test at 15mm distance (41x361x1): Interpolated grid:

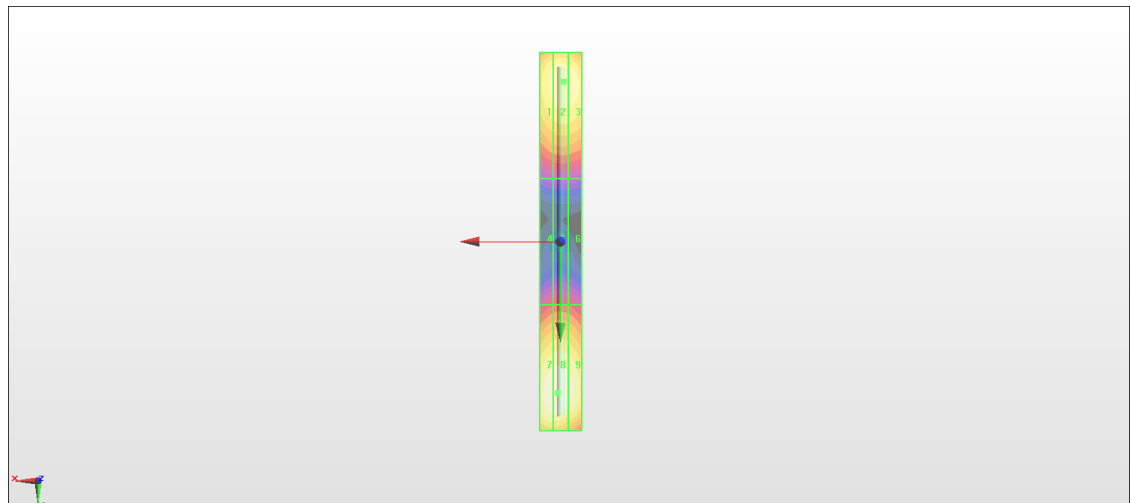
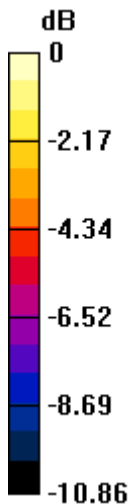
dx=0.5000 mm, dy=0.5000 mm
 Device Reference Point: 0, 0, -6.3 mm
 Reference Value = 138.5 V/m; Power Drift = -0.05 dB
 PMR not calibrated. PMF = 1.000 is applied.
 E-field emissions = 120.0 V/m
 Average value of Total=(109.8+120.0) / 2 = 114.9 V/m

PMF scaled E-field

Grid 1 M4 106.0 V/m	Grid 2 M4 109.8 V/m	Grid 3 M4 109.1 V/m
Grid 4 M4 66.77 V/m	Grid 5 M4 67.71 V/m	Grid 6 M4 66.65 V/m
Grid 7 M4 119.4 V/m	Grid 8 M4 120.0 V/m	Grid 9 M4 116.5 V/m

Cursor:

Total = 120.0 V/m
 E Category: M4
 Location: 1.5, 72, 9.7 mm



0 dB = 120.0 V/m = 41.58 dBV/m

HAC_E_Dipole_1880

DUT: HAC Dipole 1880 MHz

Communication System: CW; Frequency: 1880 MHz; Duty Cycle: 1:1

Medium: Air Medium parameters used: $\sigma = 0$ S/m, $\epsilon_r = 1$; $\rho = 0$ kg/m³

Ambient Temperature : 23.3 °C

DASY5 Configuration:

- Probe: ER3DV6 - SN2358; ConvF(1, 1, 1); Calibrated: 2018/1/19;
- Sensor-Surface: (Fix Surface)
- Electronics: DAE4 Sn854; Calibrated: 2018/6/14
- Phantom: HAC Test Arch with AMCC; Type: SD HAC P01 BA;
- Measurement SW: DASY52, Version 52.10 (0); SEMCAD X Version 14.6.10 (7417)

E Scan - measurement distance from the probe sensor center to CD1880 = 10mm & 15mm/Hearing Aid Compatibility Test at 15mm distance (41x181x1): Interpolated grid:

$dx=0.5000$ mm, $dy=0.5000$ mm

Device Reference Point: 0, 0, -6.3 mm

Reference Value = 132.8 V/m; Power Drift = 0.01 dB

PMR not calibrated. PMF = 1.000 is applied.

E-field emissions = 85.77 V/m

Average value of Total= $(83.78+85.77) / 2 = 84.78$ V/m

PMF scaled E-field

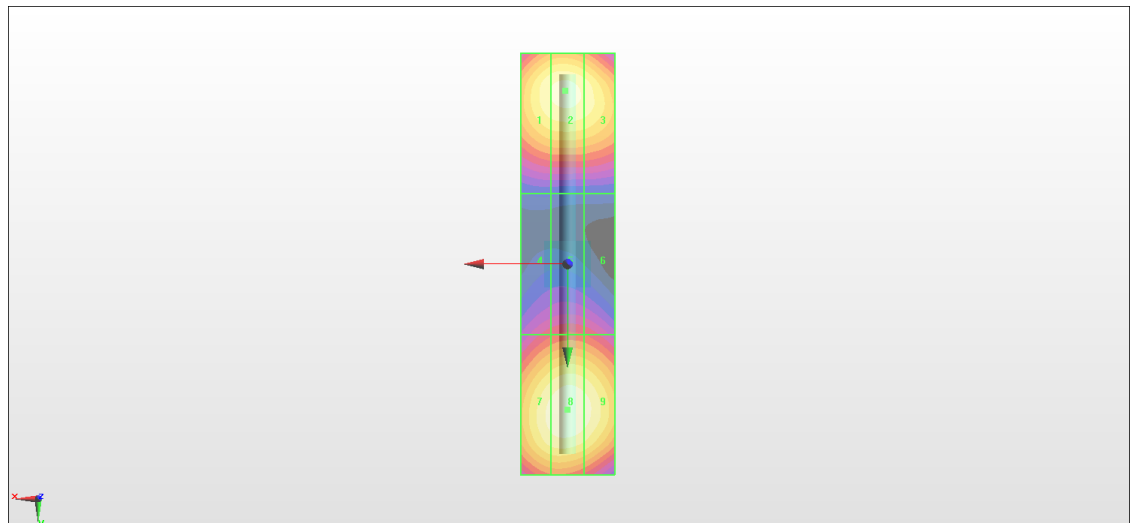
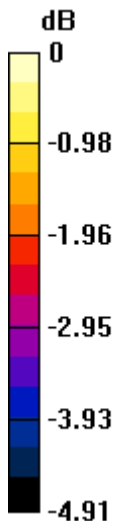
Grid 1 M3 82.70 V/m	Grid 2 M3 83.78 V/m	Grid 3 M3 82.09 V/m
Grid 4 M3 65.36 V/m	Grid 5 M3 66.69 V/m	Grid 6 M3 65.99 V/m
Grid 7 M3 83.95 V/m	Grid 8 M3 85.77 V/m	Grid 9 M3 84.25 V/m

Cursor:

Total = 85.77 V/m

E Category: M3

Location: 0, 31, 9.7 mm



0 dB = 85.77 V/m = 38.67 dBV/m

HAC_E_Dipole_2450

DUT: HAC Dipole 2450 MHz

Communication System: CW; Frequency: 2450 MHz; Duty Cycle: 1:1

Medium: Air Medium parameters used: $\sigma = 0$ S/m, $\epsilon_r = 1$; $\rho = 0$ kg/m³

Ambient Temperature : 23.3 °C

DASY5 Configuration:

- Probe: EF3DV3 - SN4047; ConvF(1, 1, 1); Calibrated: 2018/1/8;
- Sensor-Surface: (Fix Surface)
- Electronics: DAE4 Sn854; Calibrated: 2018/6/14
- Phantom: HAC Test Arch with AMCC; Type: SD HAC P01 BA;
- Measurement SW: DASY52, Version 52.10 (0); SEMCAD X Version 14.6.10 (7417)

E Scan - measurement distance from the probe sensor center to CD2450 = 10mm & 15mm 2/Hearing Aid Compatibility Test at 15mm distance (41x181x1): Interpolated grid: dx=0.5000 mm, dy=0.5000 mm

Device Reference Point: 0, 0, -6.3 mm

Reference Value = 84.51 V/m; Power Drift = -0.01 dB

PMR not calibrated. PMF = 1.000 is applied.

E-field emissions = 94.52 V/m

Average value of Total=(94.03+94.52) / 2 = 94.28 V/m

PMF scaled E-field

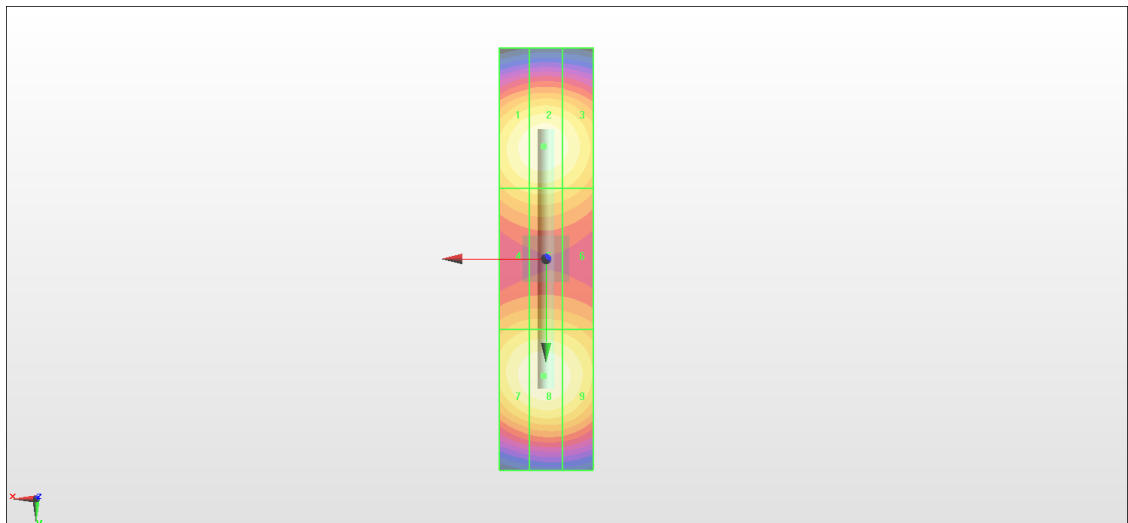
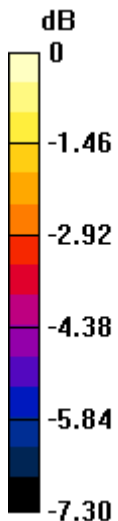
Grid 1 M3 92.62 V/m	Grid 2 M3 94.03 V/m	Grid 3 M3 91.12 V/m
Grid 4 M3 81.84 V/m	Grid 5 M3 82.41 V/m	Grid 6 M3 80.41 V/m
Grid 7 M3 92.88 V/m	Grid 8 M3 94.52 V/m	Grid 9 M3 91.93 V/m

Cursor:

Total = 94.52 V/m

E Category: M3

Location: 0.5, 25, 8.7 mm



0 dB = 94.52 V/m = 39.51 dBV/m

HAC_E_Dipole_2600

DUT: HAC Dipole 2600 MHz

Communication System: CW; Frequency: 2600 MHz; Duty Cycle: 1:1

Medium: Air Medium parameters used: $\sigma = 0$ S/m, $\epsilon_r = 1$; $\rho = 0$ kg/m³

Ambient Temperature : 23.3 °C

DASY5 Configuration:

- Probe: ER3DV6 - SN2358; ConvF(1, 1, 1); Calibrated: 2018/1/19;
- Sensor-Surface: (Fix Surface)
- Electronics: DAE4 Sn854; Calibrated: 2018/6/14
- Phantom: HAC Test Arch with AMCC; Type: SD HAC P01 BA;
- Measurement SW: DASY52, Version 52.10 (0); SEMCAD X Version 14.6.10 (7417)

E Scan - measurement distance from the probe sensor center to CD2600 = 10mm & 15mm/Hearing Aid Compatibility Test at 15mm distance (41x181x1): Interpolated grid:

dx=0.5000 mm, dy=0.5000 mm

Device Reference Point: 0, 0, -6.3 mm

Reference Value = 72.35 V/m; Power Drift = 0.02 dB

PMR not calibrated. PMF = 1.000 is applied.

E-field emissions = 89.39 V/m

Average value of Total=(84.48+89.39) / 2 = 86.94 V/m

PMF scaled E-field

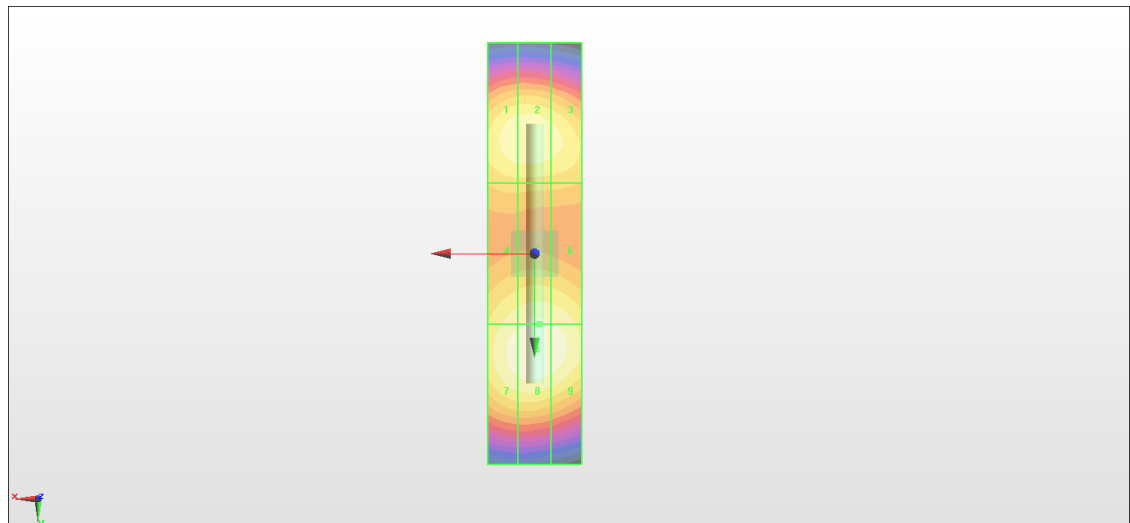
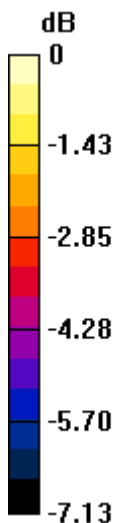
Grid 1 M3 84.01 V/m	Grid 2 M3 84.48 V/m	Grid 3 M3 82.42 V/m
Grid 4 M3 84.02 V/m	Grid 5 M3 85.98 V/m	Grid 6 M3 85.26 V/m
Grid 7 M3 87.60 V/m	Grid 8 M3 89.39 V/m	Grid 9 M3 88.18 V/m

Cursor:

Total = 89.39 V/m

E Category: M3

Location: -0.5, 20.5, 9.7 mm



0 dB = 89.39 V/m = 39.03 dBV/m