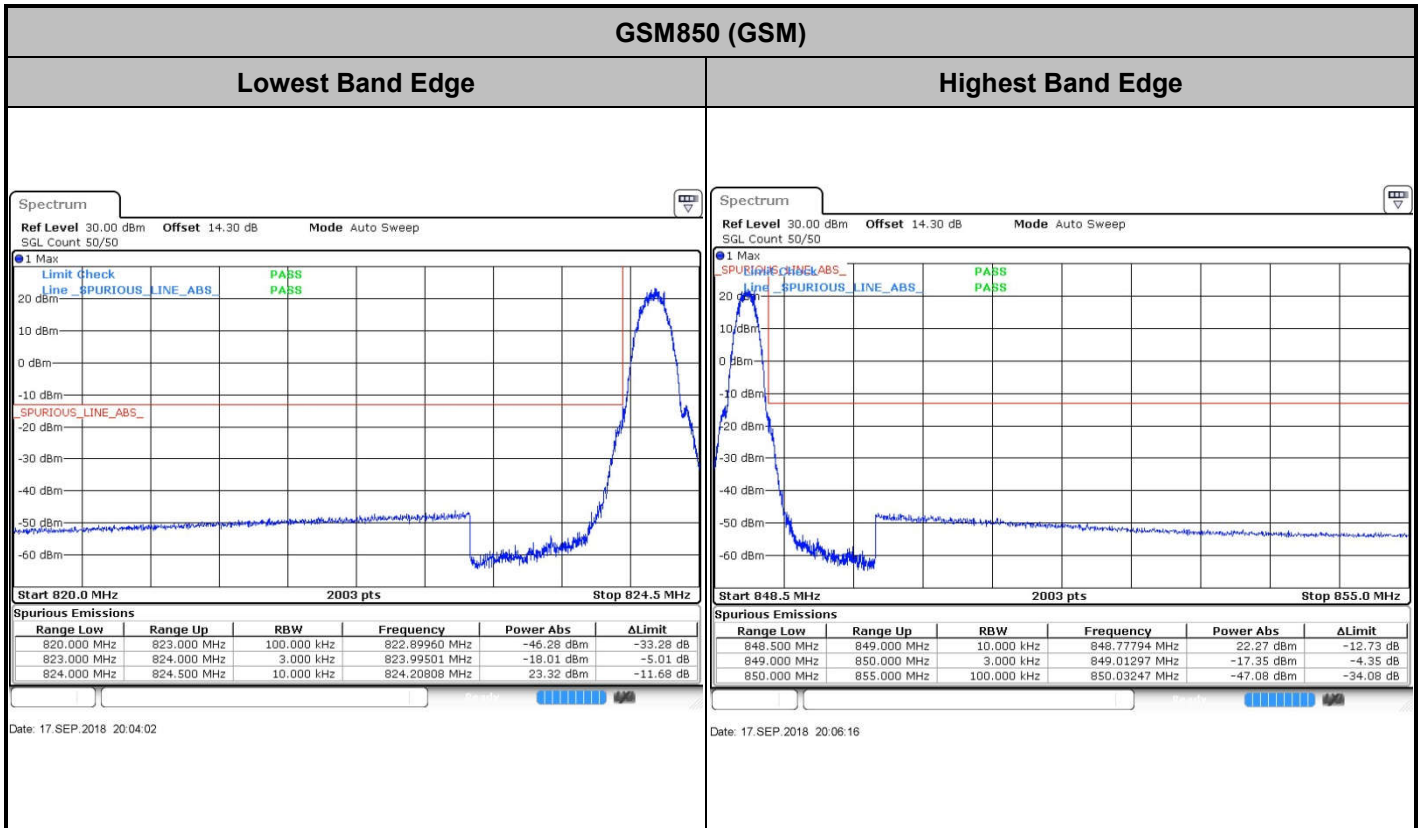
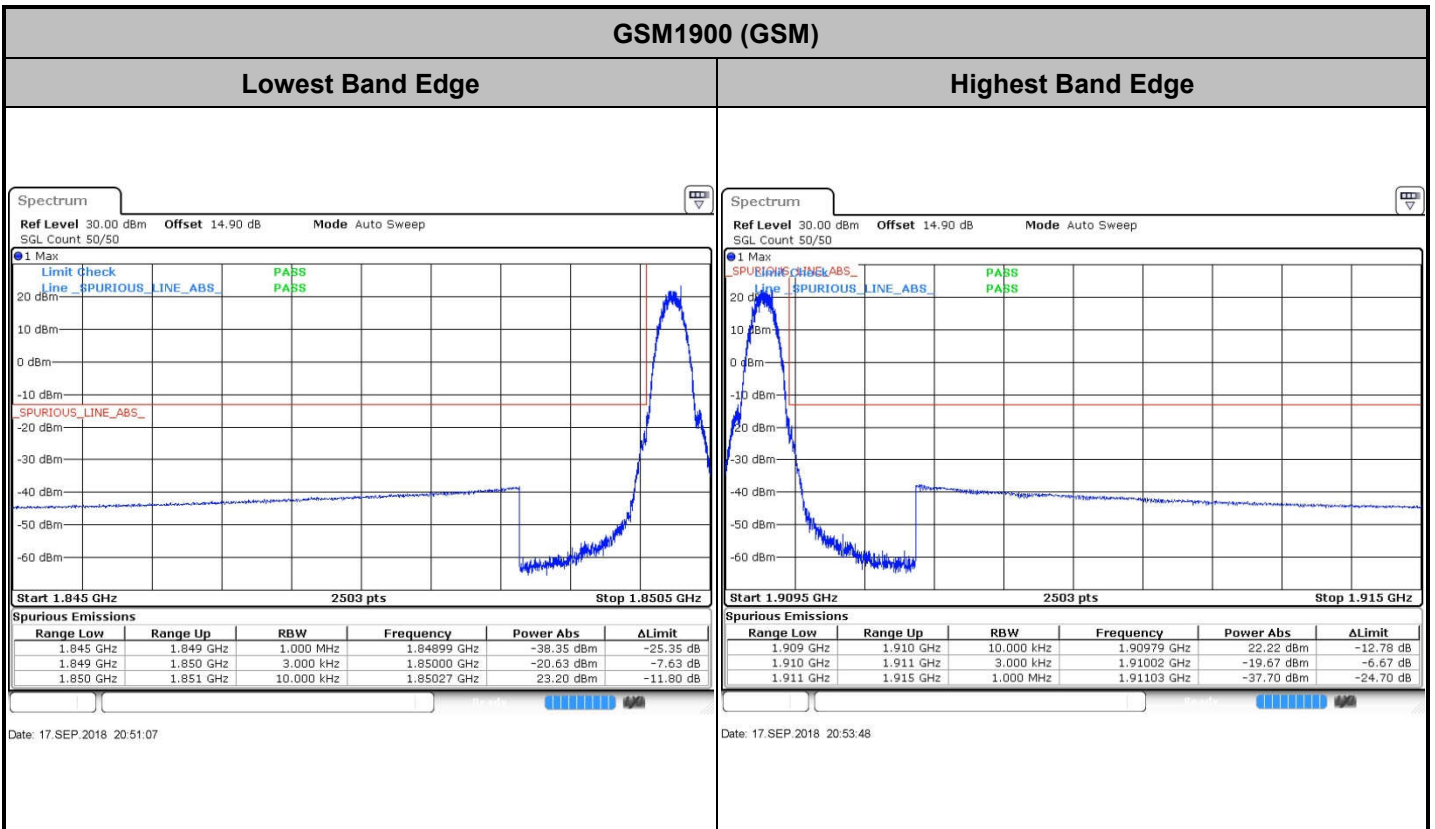
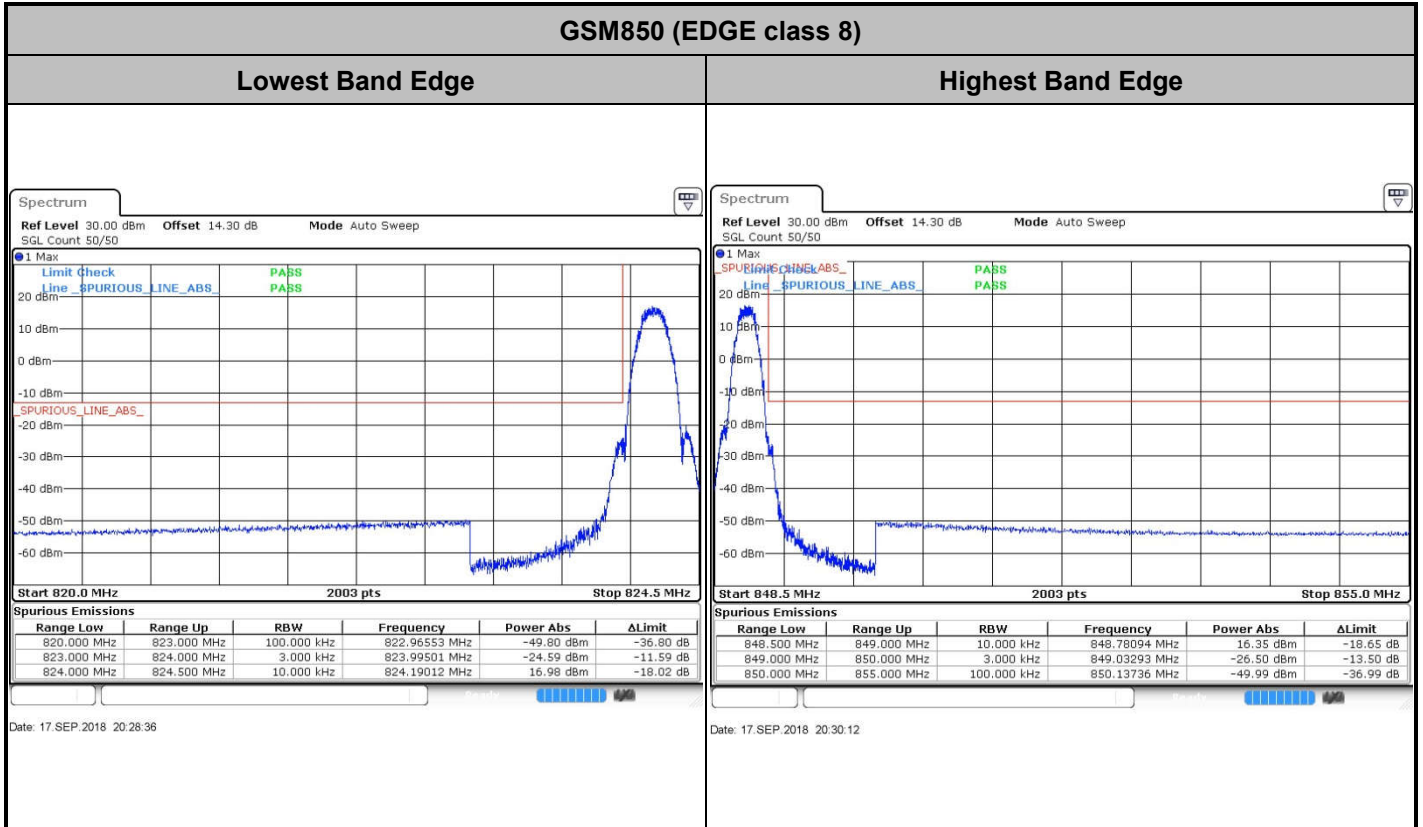
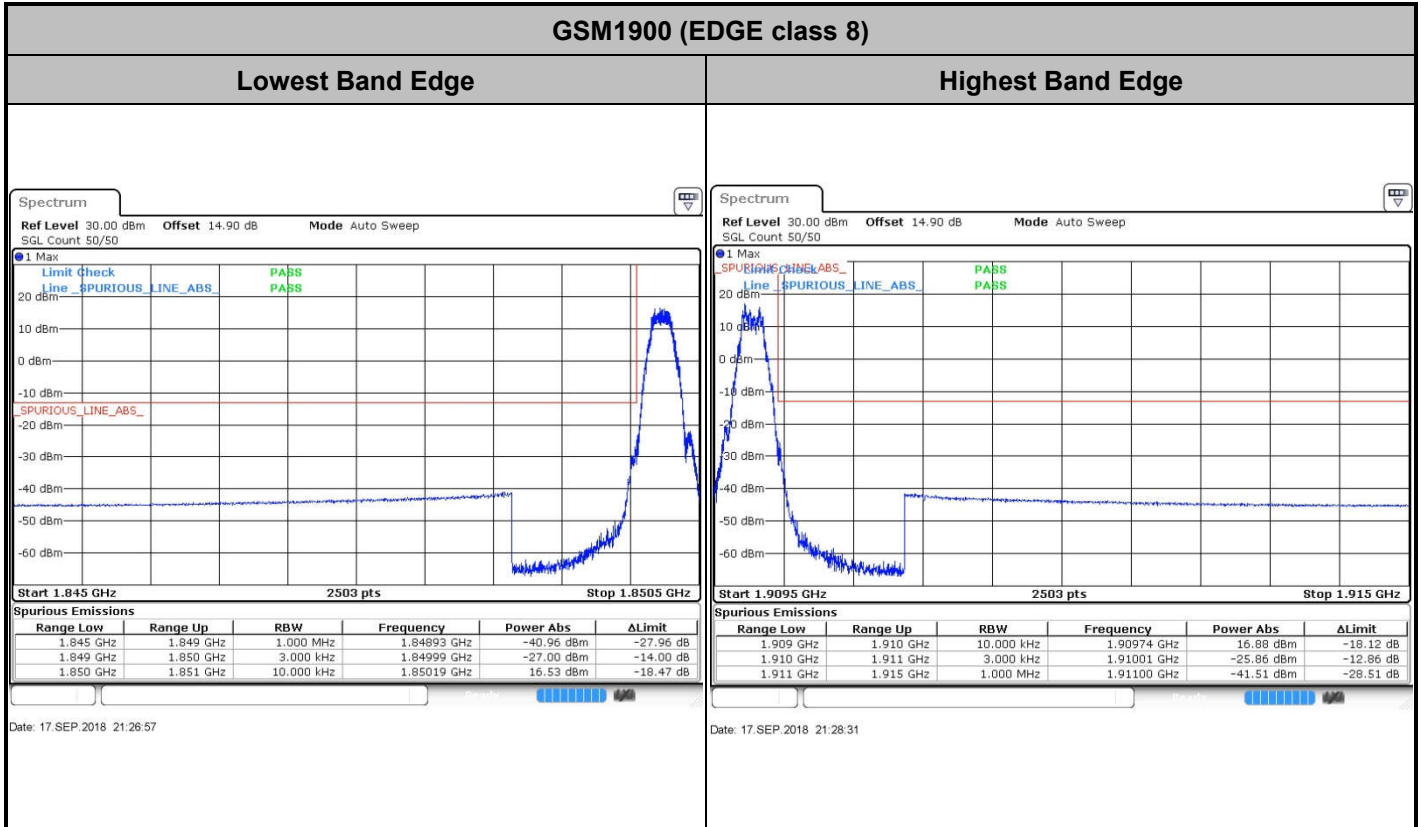


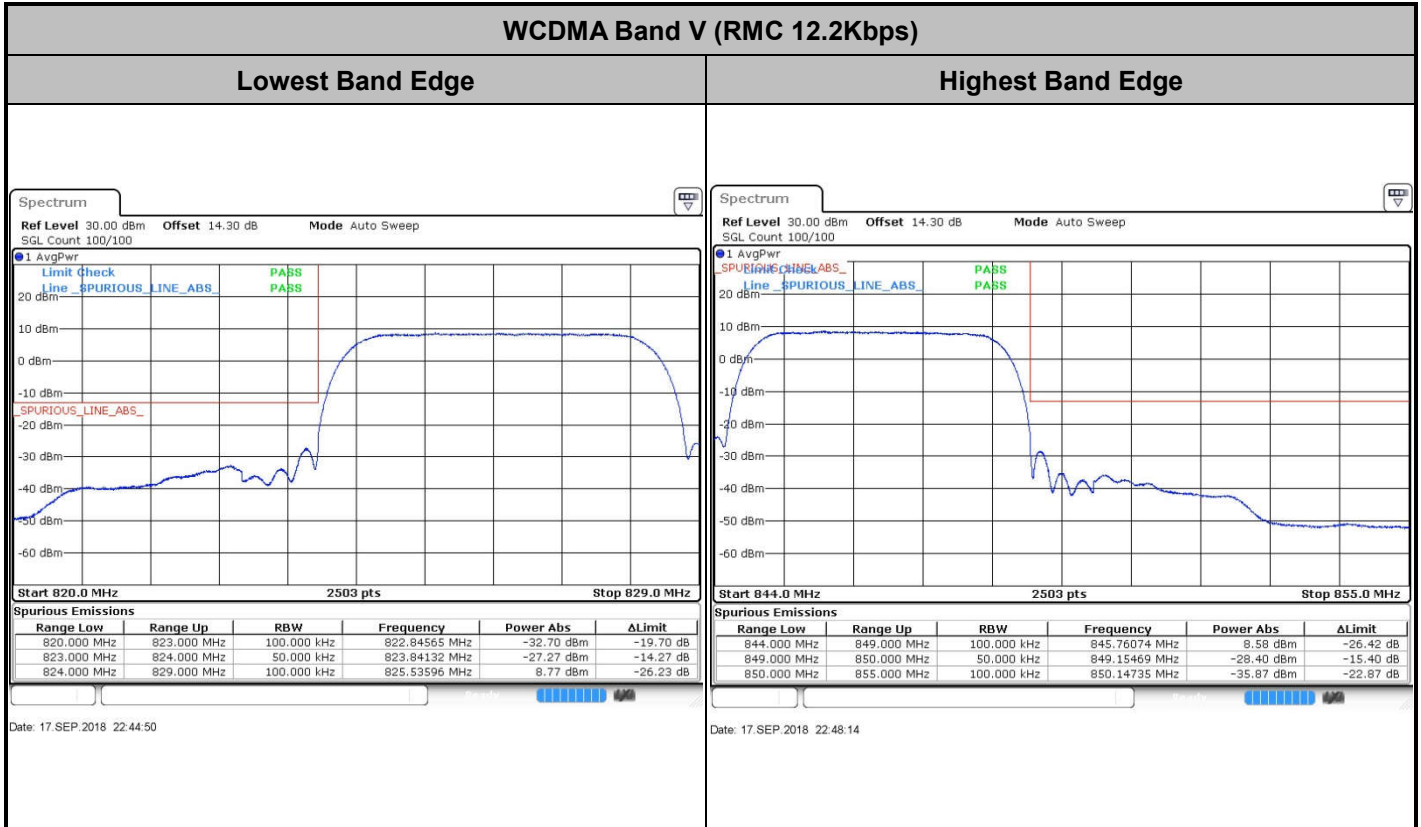


# Conducted Band Edge







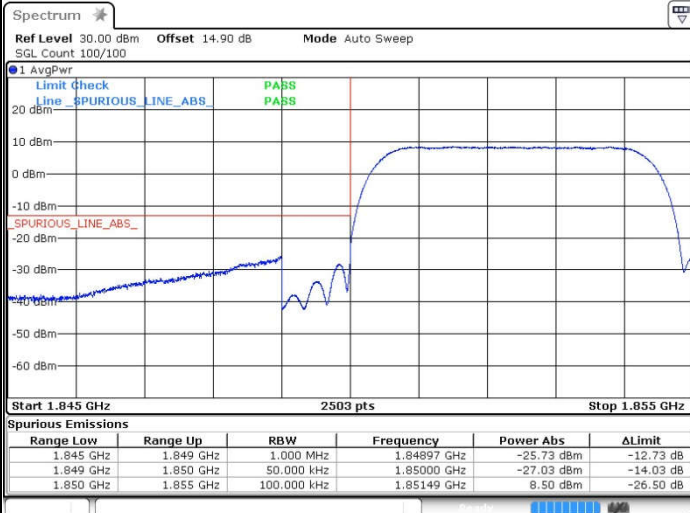




WCDMA Band II (RMC 12.2Kbps)

Lowest Band Edge

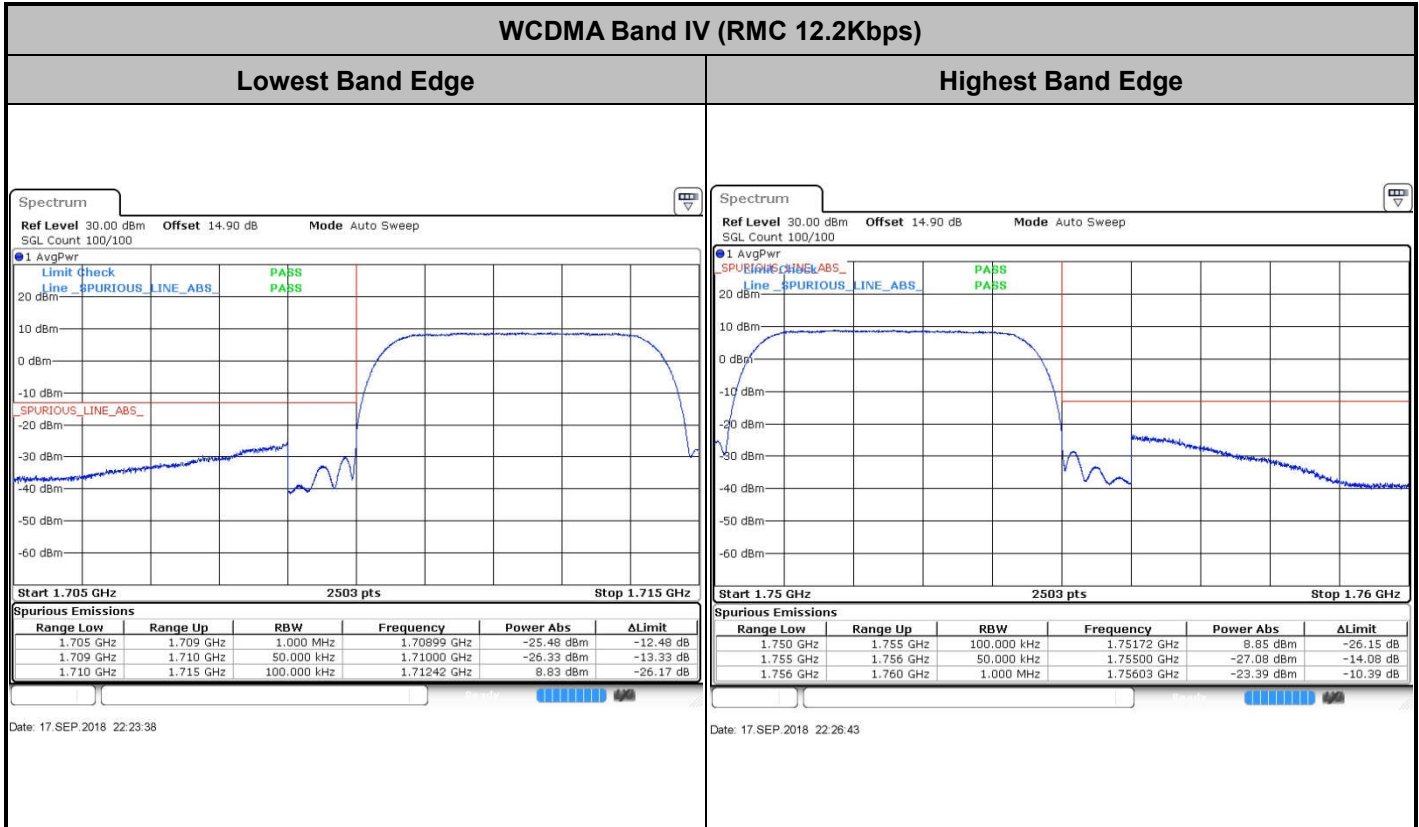
Highest Band Edge



Date: 17.SEP.2018 21:58:21



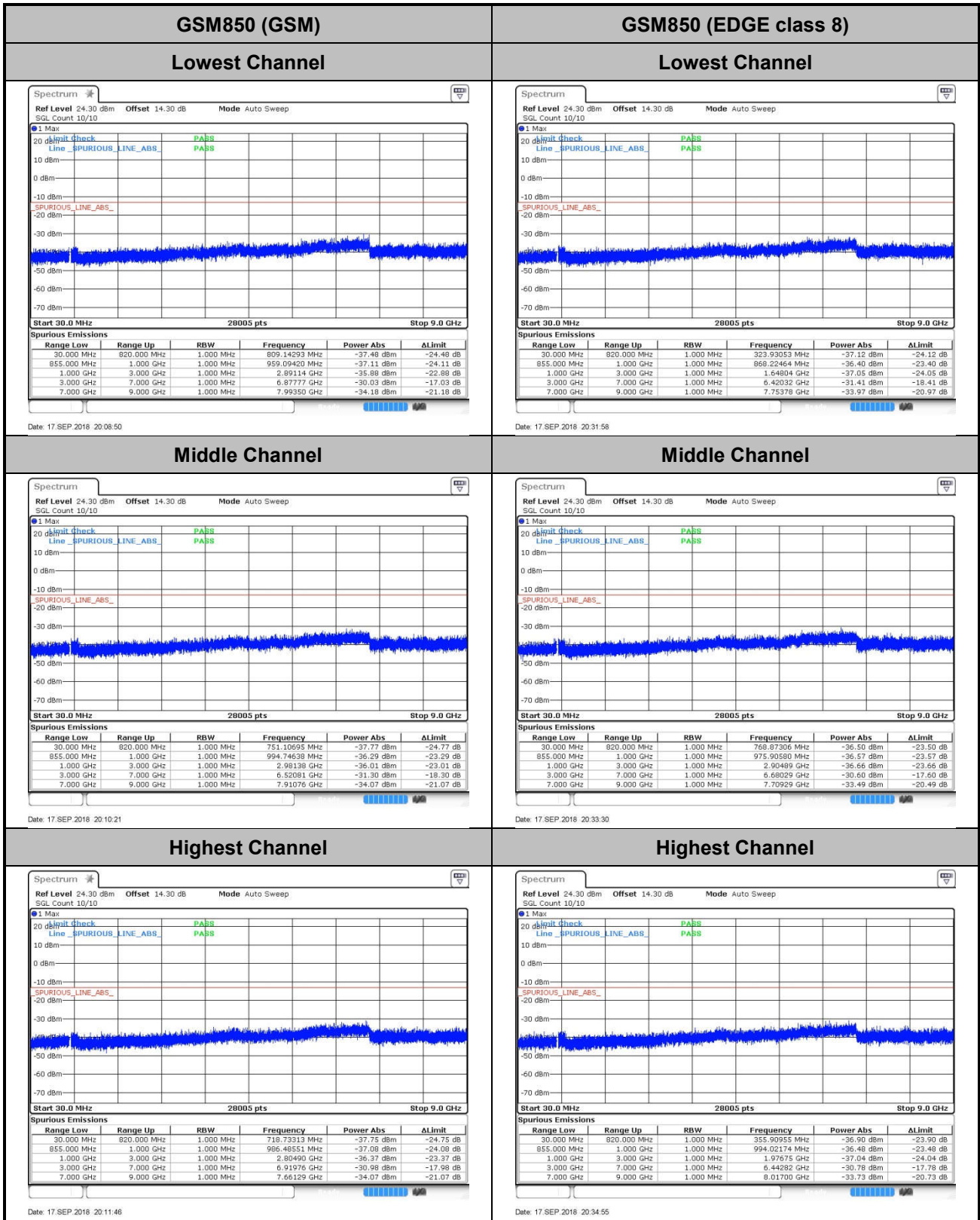
Date: 17.SEP.2018 22:02:11







# Conducted Spurious Emission

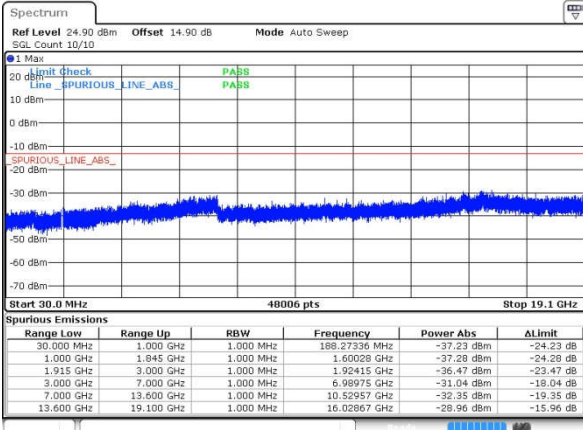






GSM1900 (GSM)

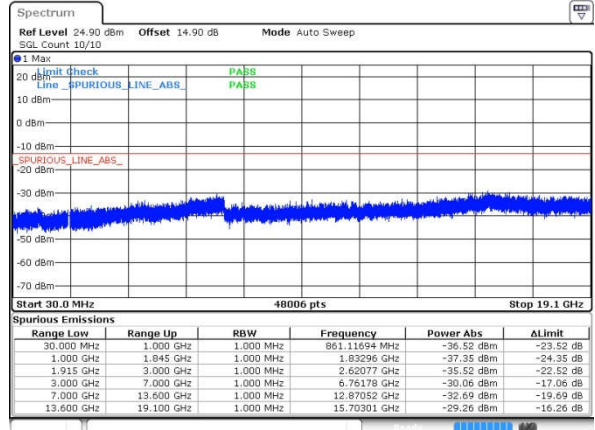
Lowest Channel



Date: 17 SEP 2018 20:56:45

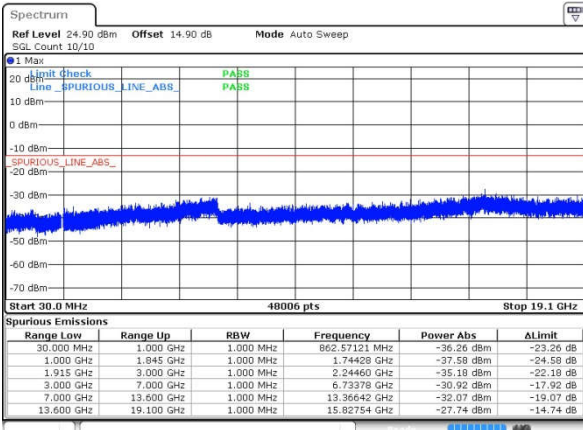
GSM1900 (EDGE class 8)

Lowest Channel



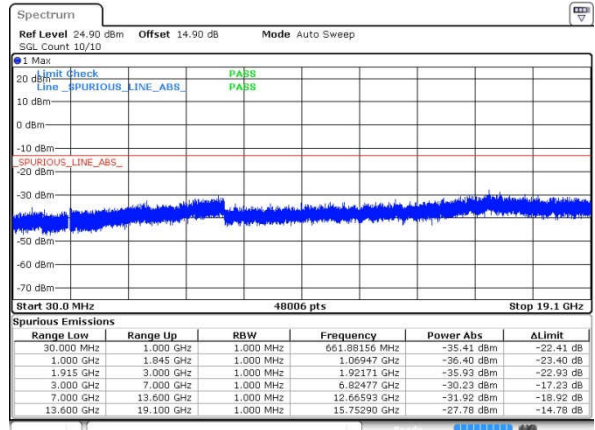
Date: 17 SEP 2018 21:30:05

Middle Channel



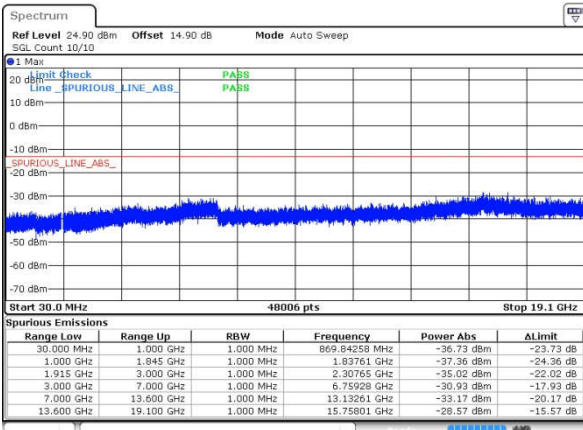
Date: 17 SEP 2018 20:58:20

Middle Channel



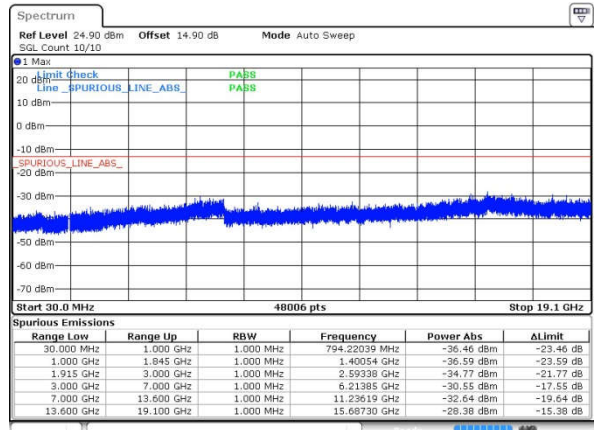
Date: 17 SEP 2018 21:31:44

Highest Channel



Date: 17 SEP 2018 21:01:06

Highest Channel

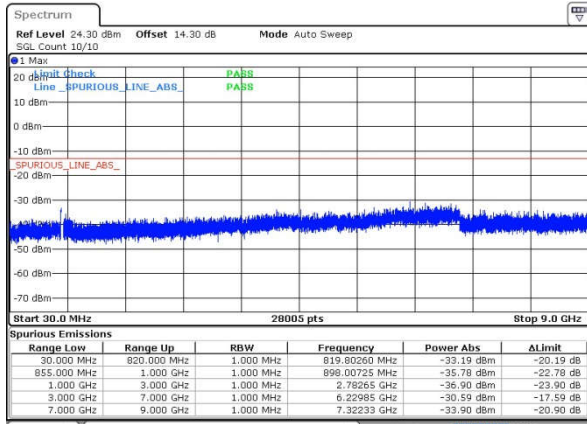


Date: 17 SEP 2018 21:33:15



WCDMA Band V (RMC 12.2Kbps)

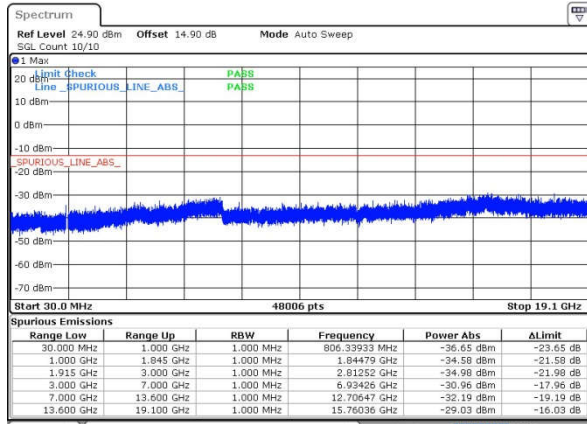
Lowest Channel



Date: 17 SEP 2018 22:51:38

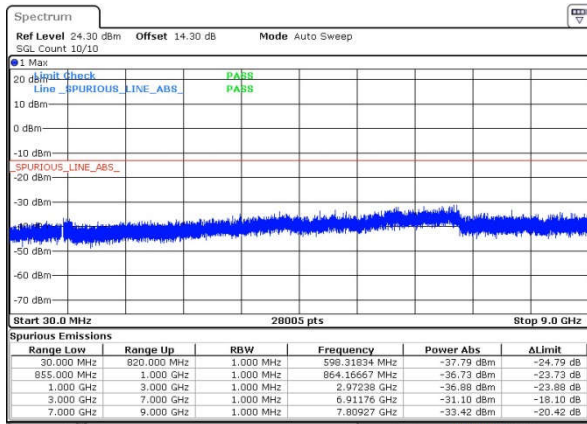
WCDMA Band II (RMC 12.2Kbps)

Lowest Channel



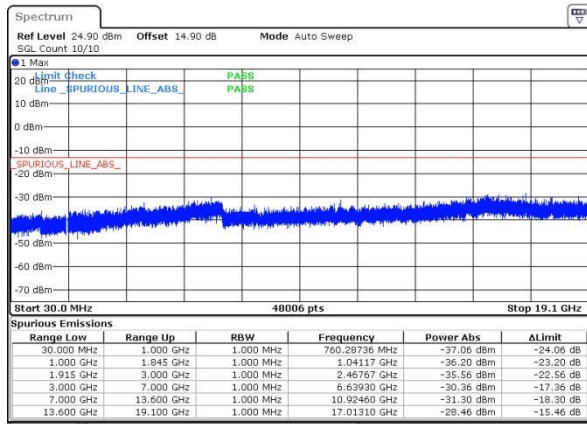
Date: 17 SEP 2018 22:03:49

Middle Channel



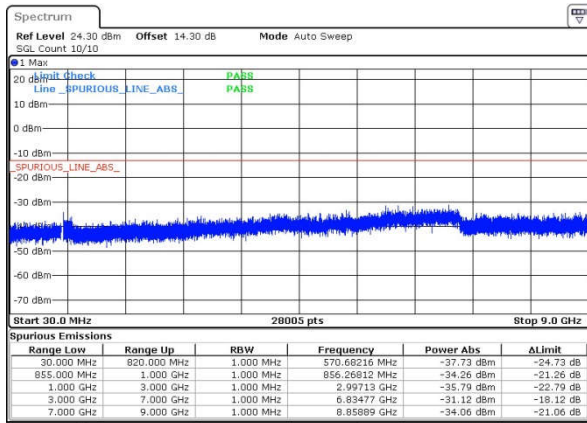
Date: 17 SEP 2018 22:53:58

Middle Channel



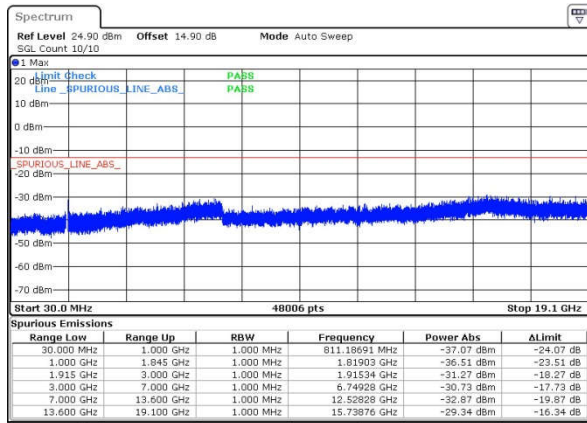
Date: 17 SEP 2018 22:05:16

Highest Channel

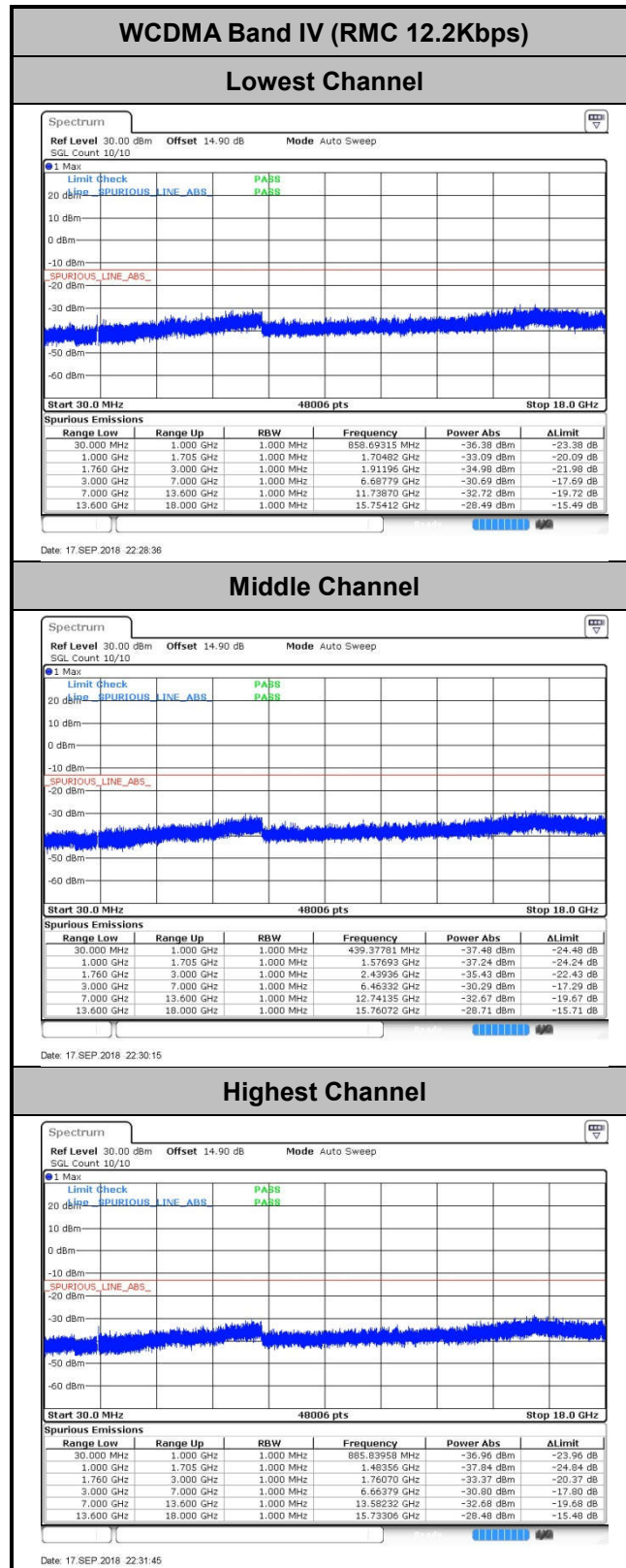


Date: 17 SEP 2018 22:55:36

Highest Channel



Date: 17 SEP 2018 22:07:03





**Frequency Stability**

Test Conditions	Middle Channel	GSM850 (GSM)	GSM850 (EDGE class 8)	Limit 2.5ppm
Temperature (°C)	Voltage (Volt)	Deviation (ppm)		Result
50	Normal Voltage	0.0072	0.0155	PASS
40	Normal Voltage	0.0048	0.0287	
30	Normal Voltage	0.0359	0.0096	
20(Ref.)	Normal Voltage	0.0000	0.0000	
10	Normal Voltage	0.0096	0.0060	
0	Normal Voltage	0.0287	0.0084	
-10	Normal Voltage	0.0562	0.0012	
-20	Normal Voltage	0.0335	0.0287	
-30	Normal Voltage	0.0371	0.0466	
20	Maximum Voltage	0.0036	0.0120	
20	Normal Voltage	0.0000	0.0000	
20	Battery End Point	0.0323	0.0371	

**Note:** Normal Voltage = 3.8V. : Battery End Point (BEP) =3.6V. : Maximum Voltage =4.1 V



Test Conditions	Middle Channel	GSM1900 (GSM)	GSM1900 (EDGE class 8)	Limit Note 2.
Temperature (°C)	Voltage (Volt)	Deviation (ppm)		Result
50	Normal Voltage	0.0037	0.0005	PASS
40	Normal Voltage	0.0197	0.0229	
30	Normal Voltage	0.0207	0.0191	
20(Ref.)	Normal Voltage	0.0000	0.0000	
10	Normal Voltage	0.0011	0.0202	
0	Normal Voltage	0.0223	0.0027	
-10	Normal Voltage	0.0213	0.0223	
-20	Normal Voltage	0.0032	0.0021	
-30	Normal Voltage	0.0245	0.0250	
20	Maximum Voltage	0.0021	0.0016	
20	Normal Voltage	0.0000	0.0000	
20	Battery End Point	0.0048	0.0207	

**Note:**

1. Normal Voltage = 3.8V. ; Battery End Point (BEP) =3.6V. ; Maximum Voltage =4.1 V
2. The frequency fundamental emissions stay within the authorized frequency block based on the frequency deviation measured is small.



Test Conditions	Middle Channel	WCDMA Band V (RMC 12.2Kbps)	Limit 2.5ppm
Temperature (°C)	Voltage (Volt)	Deviation (ppm)	Result
50	Normal Voltage	0.0155	PASS
40	Normal Voltage	0.0024	
30	Normal Voltage	0.0299	
20(Ref.)	Normal Voltage	0.0000	
10	Normal Voltage	0.0395	
0	Normal Voltage	0.0048	
-10	Normal Voltage	0.0418	
-20	Normal Voltage	0.0060	
-30	Normal Voltage	0.0359	
20	Maximum Voltage	0.0072	
20	Normal Voltage	0.0000	
20	Battery End Point	0.0442	

Note: Normal Voltage = 3.8V. ; Battery End Point (BEP) =3.6V. ; Maximum Voltage =4.1V

Test Conditions	Middle Channel	WCDMA Band II (RMC 12.2Kbps)	Limit Note 2.
Temperature (°C)	Voltage (Volt)	Deviation (ppm)	Result
50	Normal Voltage	0.0074	PASS
40	Normal Voltage	0.0128	
30	Normal Voltage	0.0165	
20(Ref.)	Normal Voltage	0.0000	
10	Normal Voltage	0.0117	
0	Normal Voltage	0.0154	
-10	Normal Voltage	0.0202	
-20	Normal Voltage	0.0053	
-30	Normal Voltage	0.0181	
20	Maximum Voltage	0.0027	
20	Normal Voltage	0.0000	
20	Battery End Point	0.0138	

Note:

1. Normal Voltage = 3.8V. ; Battery End Point (BEP) =3.6V. ; Maximum Voltage =4.1V
2. The frequency fundamental emissions stay within the authorized frequency block based on the frequency deviation measured is small.





Test Conditions	Middle Channel	WCDMA Band IV (RMC 12.2Kbps)	Limit Note 2.
Temperature (°C)	Voltage (Volt)	Deviation (ppm)	Result
50	Normal Voltage	0.0069	PASS
40	Normal Voltage	0.0052	
30	Normal Voltage	0.0190	
20(Ref.)	Normal Voltage	0.0000	
10	Normal Voltage	0.0196	
0	Normal Voltage	0.0150	
-10	Normal Voltage	0.0029	
-20	Normal Voltage	0.0040	
-30	Normal Voltage	0.0202	
20	Maximum Voltage	0.0029	
20	Normal Voltage	0.0000	
20	Battery End Point	0.0167	

**Note:**

1. Normal Voltage = 3.8V. ; Battery End Point (BEP) =3.6V. ; Maximum Voltage =4.1V
2. The frequency fundamental emissions stay within the authorized frequency block based on the frequency deviation measured is small.



## Appendix B. Test Results of Conducted Test

### Radiated Spurious Emission

GSM850 (GSM)								
Channel	Frequency ( MHz )	ERP ( dBm )	Limit ( dBm )	Over Limit ( dB )	S.G. Power ( dBm )	TX Cable loss ( dB )	TX Antenna Gain (dBi)	Polarization (H/V)
Middle	1672	-58.76	-13	-45.76	-61.09	1.21	5.68	H
	2508	-53.29	-13	-40.29	-55.40	1.54	5.80	H
	3345	-59.91	-13	-46.91	-63.91	1.73	7.88	H
	1672	-60.11	-13	-47.11	-62.44	1.21	5.68	V
	2510	-50.10	-13	-37.10	-52.21	1.54	5.80	V
	3345	-59.96	-13	-46.96	-63.96	1.73	7.88	V

Remark: Spurious emissions within 30-1000MHz were found more than 20dB below limit line.

GSM850 (EDGE class 8)								
Channel	Frequency ( MHz )	ERP ( dBm )	Limit ( dBm )	Over Limit ( dB )	S.G. Power ( dBm )	TX Cable loss ( dB )	TX Antenna Gain (dBi)	Polarization (H/V)
Middle	1672	-61.25	-13	-48.25	-63.58	1.21	5.68	H
	2510	-61.17	-13	-48.17	-63.28	1.54	5.80	H
	3345	-59.60	-13	-46.60	-63.60	1.73	7.88	H
	1672	-63.56	-13	-50.56	-65.89	1.21	5.68	V
	2510	-60.45	-13	-47.45	-62.56	1.54	5.80	V
	3345	-60.12	-13	-47.12	-64.12	1.73	7.88	V

Remark: Spurious emissions within 30-1000MHz were found more than 20dB below limit line.



GSM1900 (GSM)								
Channel	Frequency ( MHz )	EIRP ( dBm )	Limit ( dBm )	Over Limit ( dB )	S.G. Power ( dBm )	TX Cable loss ( dB )	TX Antenna Gain (dBi)	Polarization (H/V)
Middle	3760	-58.41	-13	-45.41	-64.98	1.848	8.42	H
	5640	-43.48	-13	-30.48	-51.84	2.32	10.68	H
	7521	-55.11	-13	-42.11	-64.44	2.61	11.94	H
	3759	-55.55	-13	-42.55	-62.12	1.85	8.42	V
	5640	-45.64	-13	-32.64	-54.00	2.32	10.68	V
	7521	-53.48	-13	-40.48	-62.81	2.61	11.94	V

Remark: Spurious emissions within 30-1000MHz were found more than 20dB below limit line.

GSM1900 (EDGE class 8)								
Channel	Frequency ( MHz )	EIRP ( dBm )	Limit ( dBm )	Over Limit ( dB )	S.G. Power ( dBm )	TX Cable loss ( dB )	TX Antenna Gain (dBi)	Polarization (H/V)
Middle	3760	-59.21	-13	-46.21	-65.78	1.848	8.42	H
	5640	-48.31	-13	-35.31	-56.67	2.32	10.68	H
	7521	-55.19	-13	-42.19	-64.52	2.61	11.94	H
	3760	-58.87	-13	-45.87	-65.44	1.85	8.42	V
	5640	-53.51	-13	-40.51	-61.87	2.32	10.68	V
	7521	-55.74	-13	-42.74	-65.07	2.61	11.94	V

Remark: Spurious emissions within 30-1000MHz were found more than 20dB below limit line.

WCDMA Band V(RMC 12.2Kbps)								
Channel	Frequency ( MHz )	ERP ( dBm )	Limit ( dBm )	Over Limit ( dB )	S.G. Power ( dBm )	TX Cable loss ( dB )	TX Antenna Gain (dBi)	Polarization (H/V)
Middle	1672	-64.68	-13	-51.68	-67.01	1.21	5.68	H
	2510	-61.93	-13	-48.93	-64.04	1.54	5.80	H
	3345	-59.72	-13	-46.72	-63.72	1.73	7.88	H
	1672	-65.06	-13	-52.06	-67.39	1.21	5.68	V
	2510	-60.40	-13	-47.40	-62.51	1.54	5.80	V
	3345	-59.88	-13	-46.88	-63.88	1.73	7.88	V

Remark: Spurious emissions within 30-1000MHz were found more than 20dB below limit line.



WCDMA Band II(RMC 12.2Kbps)								
Channel	Frequency ( MHz )	EIRP ( dBm )	Limit ( dBm )	Over Limit ( dB )	S.G. Power ( dBm )	TX Cable loss ( dB )	TX Antenna Gain (dBi)	Polarization (H/V)
Middle	3760	-58.60	-13	-45.60	-65.17	1.848	8.42	H
	5637	-49.31	-13	-36.31	-57.67	2.32	10.68	H
	7521	-55.22	-13	-42.22	-64.55	2.61	11.94	H
	3760	-58.46	-13	-45.46	-65.03	1.85	8.42	V
	5643	-51.00	-13	-38.00	-59.36	2.32	10.68	V
	7521	-55.30	-13	-42.30	-64.63	2.61	11.94	V

Remark: Spurious emissions within 30-1000MHz were found more than 20dB below limit line.

WCDMA Band IV(RMC 12.2Kbps)								
Channel	Frequency ( MHz )	EIRP ( dBm )	Limit ( dBm )	Over Limit ( dB )	S.G. Power ( dBm )	TX Cable loss ( dB )	TX Antenna Gain (dBi)	Polarization (H/V)
Middle	3465	-59.80	-13	-46.80	-66.12	1.81	8.13	H
	5199	-55.23	-13	-42.23	-63.21	2.222	10.20	H
	6930	-53.64	-13	-40.64	-62.46	2.54	11.36	H
	3465	-60.00	-13	-47.00	-66.32	1.81	8.13	V
	5198	-56.93	-13	-43.93	-64.91	2.222	10.20	V
	6930	-54.70	-13	-41.70	-63.52	2.54	11.36	V

Remark: Spurious emissions within 30-1000MHz were found more than 20dB below limit line.