WCDMA Band IV (RMC 12.2Kbps)

Lowest Channel

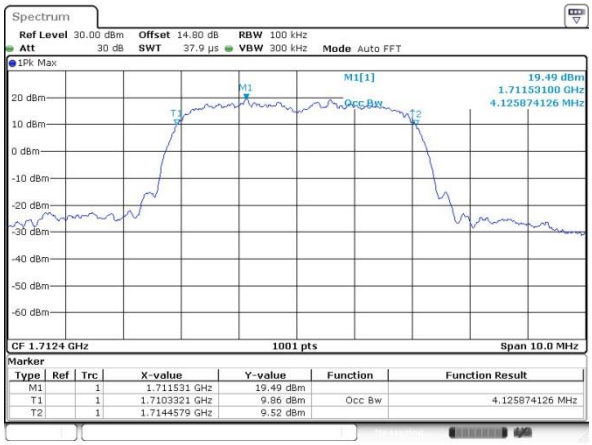

Middle Channel

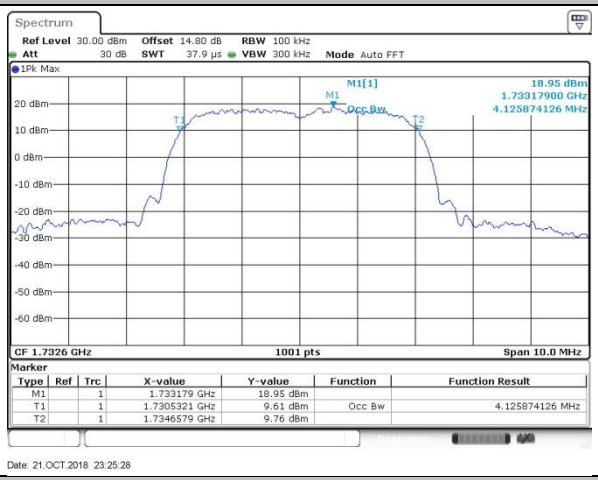

Highest Channel

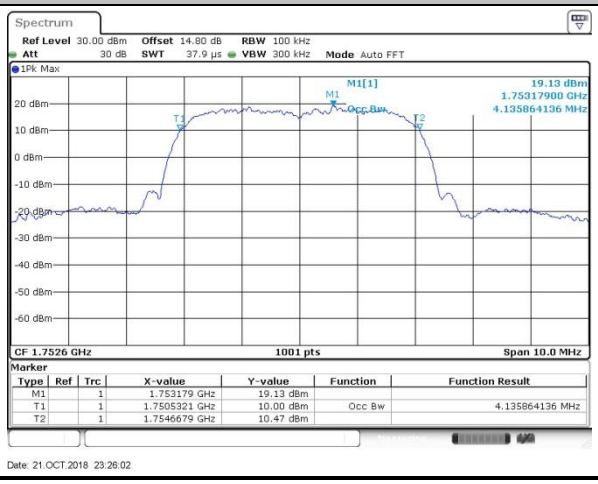

CDMA BC0 (1xRTT)

Lowest Channel

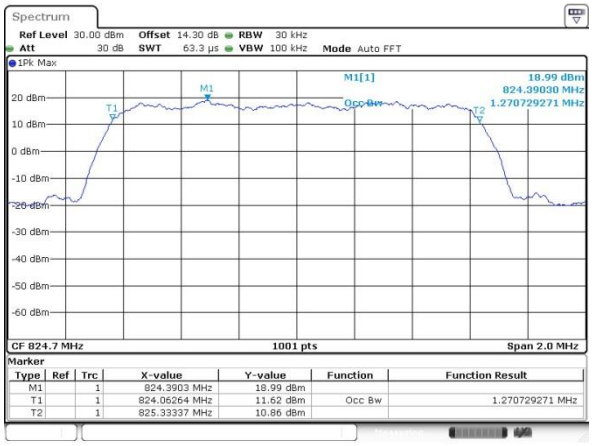

Middle Channel

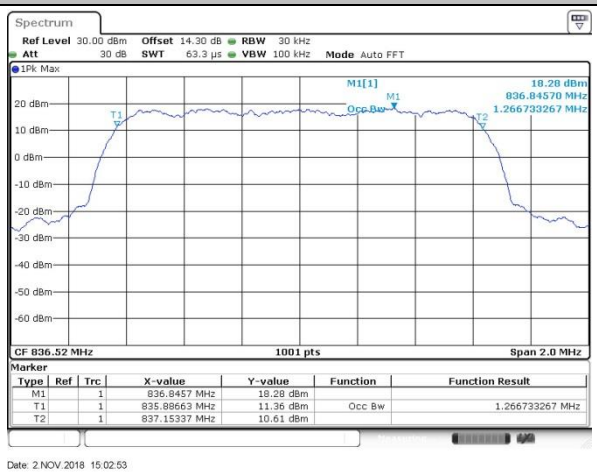

Highest Channel

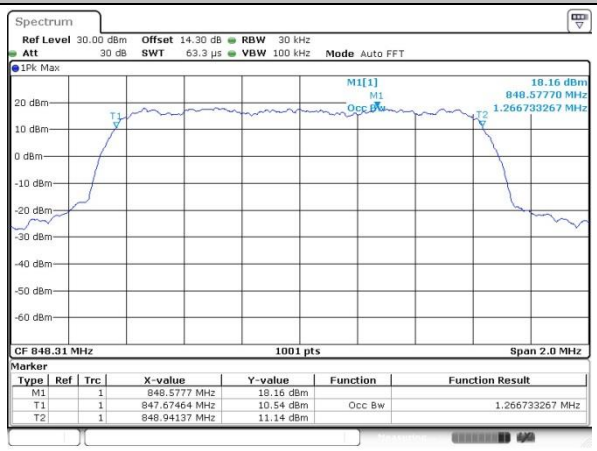

CDMA BC1(1xRTT)

Lowest Channel

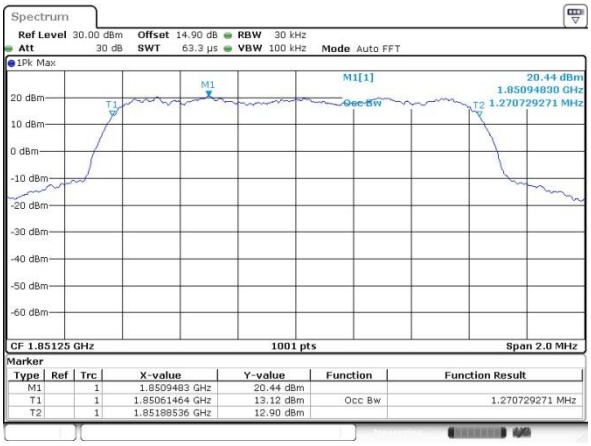

Middle Channel

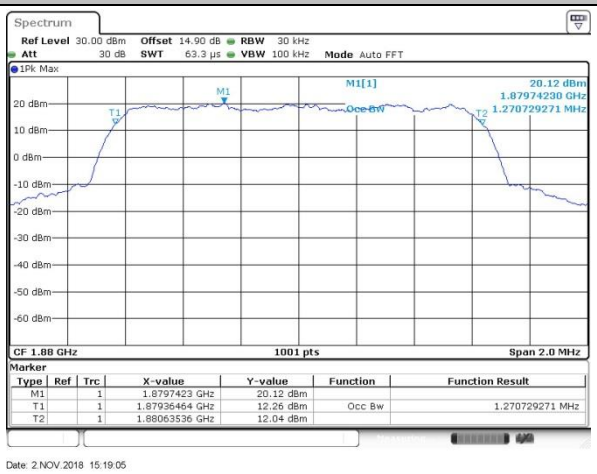

Highest Channel

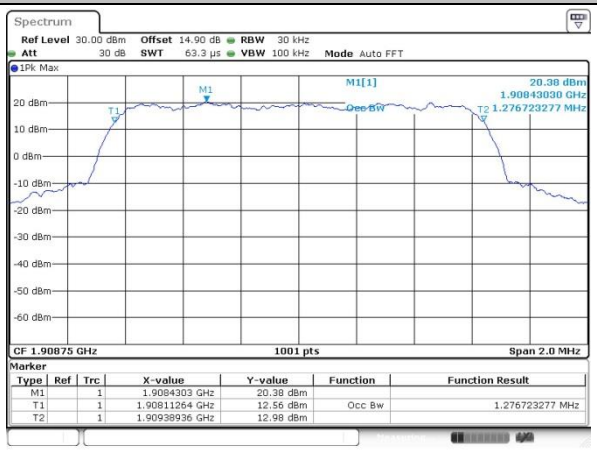

Conducted Band Edge

GSM850 (GSM)

Lowest Band Edge

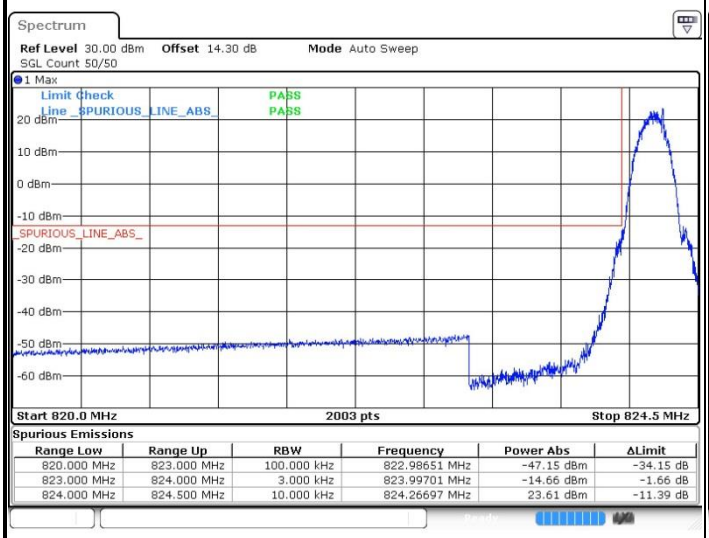

Spurious Emissions

Range Low	Range Up	RBW	Frequency	Power Abs	ΔLimit
820.000 MHz	823.000 MHz	100.000 kHz	822.98651 MHz	-47.15 dBm	-34.15 dB
823.000 MHz	824.000 MHz	3.000 kHz	823.99701 MHz	-14.66 dBm	-1.66 dB
824.000 MHz	824.500 MHz	10.000 kHz	824.26697 MHz	23.61 dBm	-11.39 dB

Date: 21.OCT.2018 21:44:15

Highest Band Edge

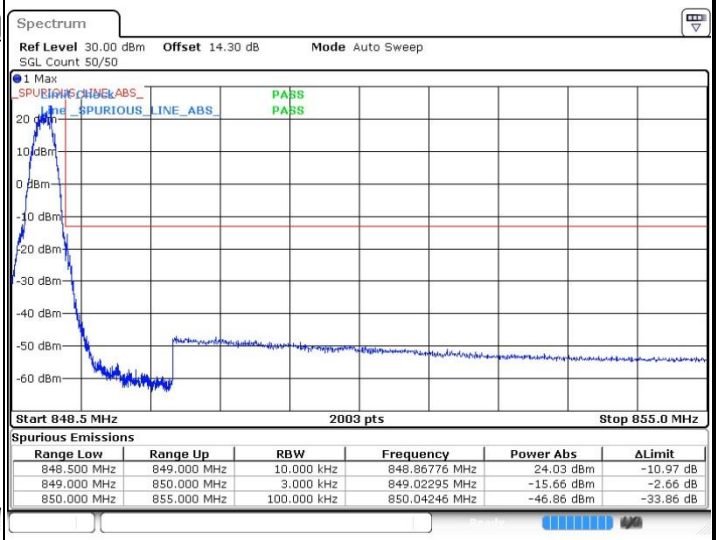

Spurious Emissions

Range Low	Range Up	RBW	Frequency	Power Abs	ΔLimit
848.500 MHz	849.000 MHz	10.000 kHz	848.86776 MHz	24.03 dBm	-10.97 dB
849.000 MHz	850.000 MHz	3.000 kHz	849.02295 MHz	-15.66 dBm	-2.66 dB
850.000 MHz	855.000 MHz	100.000 kHz	850.04246 MHz	-46.86 dBm	-33.86 dB

Date: 21.OCT.2018 21:46:03

GSM850 (EDGE class 8)

Lowest Band Edge

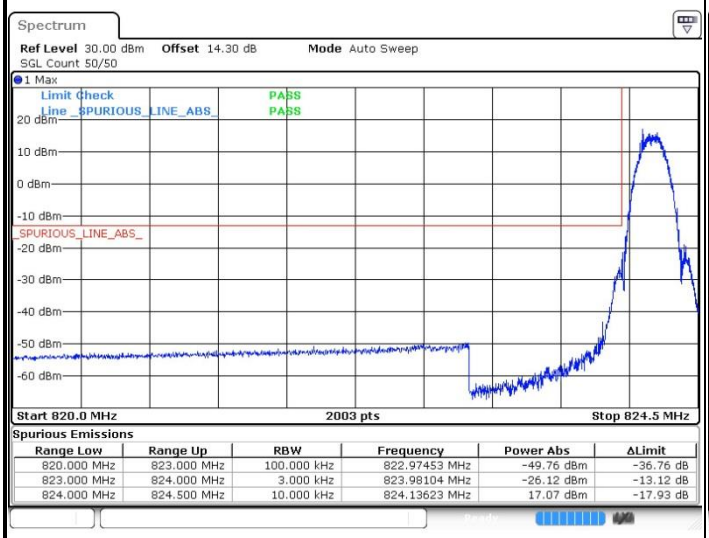

Spurious Emissions

Range Low	Range Up	RBW	Frequency	Power Abs	ΔLimit
820.000 MHz	823.000 MHz	100.000 kHz	822.97453 MHz	-49.76 dBm	-36.76 dB
823.000 MHz	824.000 MHz	3.000 kHz	823.98104 MHz	-26.12 dBm	-13.12 dB
824.000 MHz	824.500 MHz	10.000 kHz	824.13623 MHz	17.07 dBm	-17.93 dB

Date: 21.OCT.2018 22:10:15

Highest Band Edge

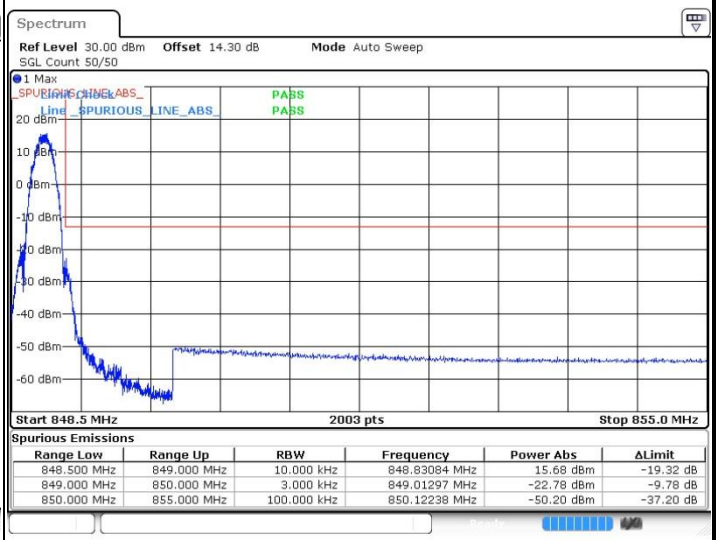

Spurious Emissions

Range Low	Range Up	RBW	Frequency	Power Abs	ΔLimit
848.500 MHz	849.000 MHz	10.000 kHz	848.83084 MHz	15.68 dBm	-19.32 dB
849.000 MHz	850.000 MHz	3.000 kHz	849.01297 MHz	-22.78 dBm	-9.78 dB
850.000 MHz	855.000 MHz	100.000 kHz	850.12238 MHz	-50.20 dBm	-37.20 dB

Date: 21.OCT.2018 22:13:24

GSM1900 (GSM)

Lowest Band Edge

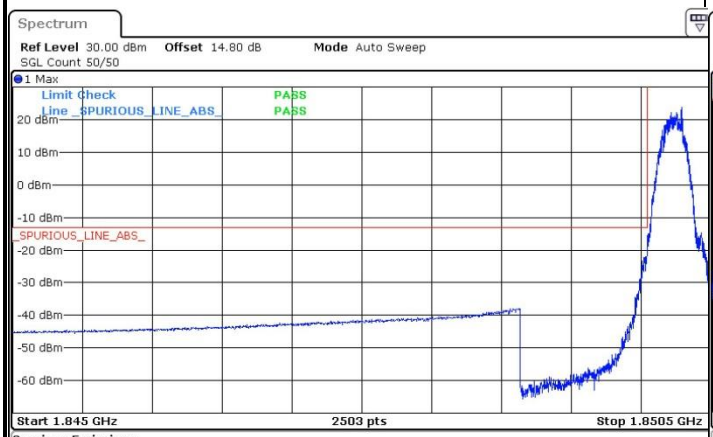

Spurious Emissions

Range Low	Range Up	RBW	Frequency	Power Abs	ΔLimit
1.845 GHz	1.849 GHz	1.000 MHz	1.84900 GHz	-37.90 dBm	-24.90 dB
1.849 GHz	1.850 GHz	3.000 kHz	1.85000 GHz	-16.65 dBm	-3.65 dB
1.850 GHz	1.851 GHz	10.000 kHz	1.85027 GHz	23.69 dBm	-11.31 dB

Date: 21.OCT.2018 22:30:24

Highest Band Edge

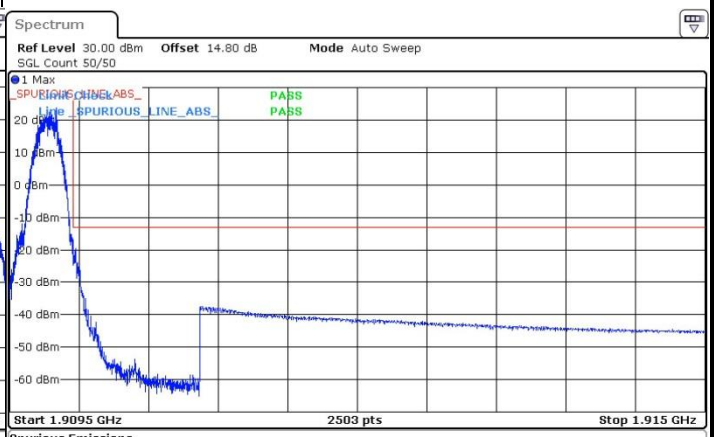

Spurious Emissions

Range Low	Range Up	RBW	Frequency	Power Abs	ΔLimit
1.909 GHz	1.910 GHz	10.000 kHz	1.90987 GHz	23.71 dBm	-11.29 dB
1.910 GHz	1.911 GHz	3.000 kHz	1.91002 GHz	-19.53 dBm	-6.53 dB
1.911 GHz	1.915 GHz	1.000 MHz	1.91102 GHz	-37.44 dBm	-24.44 dB

Date: 21.OCT.2018 22:32:22

GSM1900 (EDGE class 8)

Lowest Band Edge

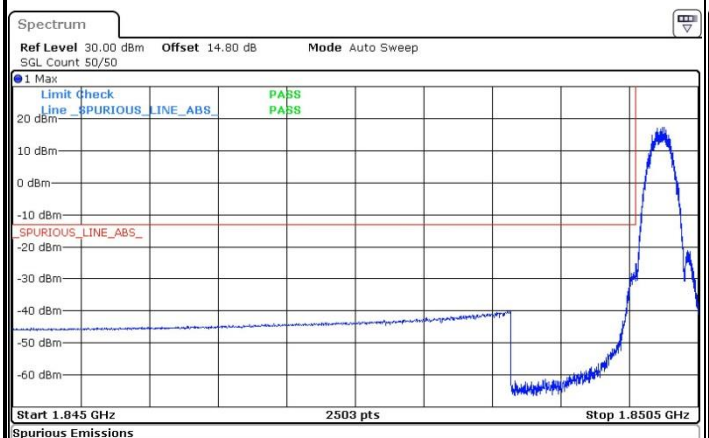

Spurious Emissions

Range Low	Range Up	RBW	Frequency	Power Abs	ΔLimit
1.845 GHz	1.849 GHz	1.000 MHz	1.84898 GHz	-40.21 dBm	-27.21 dB
1.849 GHz	1.850 GHz	3.000 kHz	1.84998 GHz	-27.86 dBm	-14.86 dB
1.850 GHz	1.851 GHz	10.000 kHz	1.85022 GHz	17.27 dBm	-17.73 dB

Date: 21.OCT.2018 22:48:57

Highest Band Edge

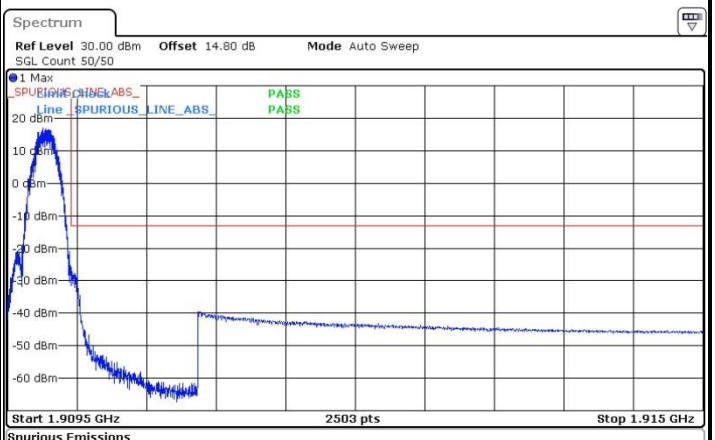

Spurious Emissions

Range Low	Range Up	RBW	Frequency	Power Abs	ΔLimit
1.909 GHz	1.910 GHz	10.000 kHz	1.90978 GHz	16.90 dBm	-18.10 dB
1.910 GHz	1.911 GHz	3.000 kHz	1.91001 GHz	-27.10 dBm	-14.10 dB
1.911 GHz	1.915 GHz	1.000 MHz	1.91102 GHz	-39.61 dBm	-26.61 dB

Date: 21.OCT.2018 22:50:31

WCDMA Band V (RMC 12.2Kbps)

Lowest Band Edge

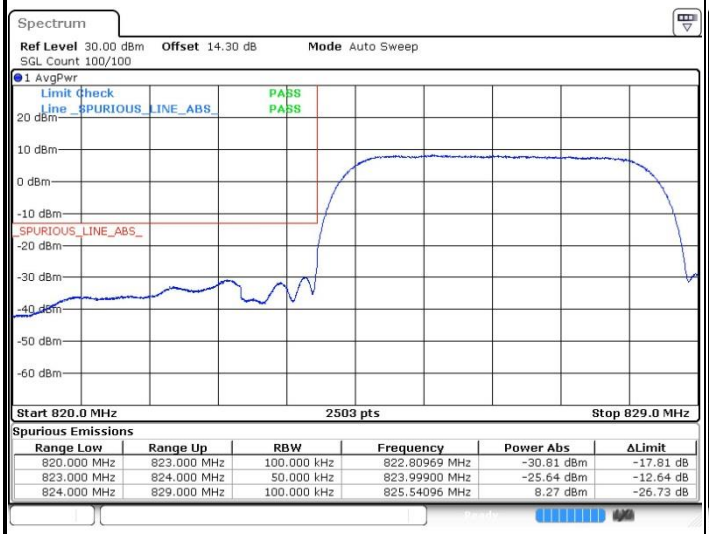

Spurious Emissions

Range Low	Range Up	RBW	Frequency	Power Abs	ΔLimit
820.000 MHz	823.000 MHz	100.000 kHz	822.80969 MHz	-30.81 dBm	-17.81 dB
823.000 MHz	824.000 MHz	50.000 kHz	823.99900 MHz	-25.64 dBm	-12.64 dB
824.000 MHz	829.000 MHz	100.000 kHz	825.54096 MHz	8.27 dBm	-26.73 dB

Date: 21.OCT.2018 23:47:28

Highest Band Edge

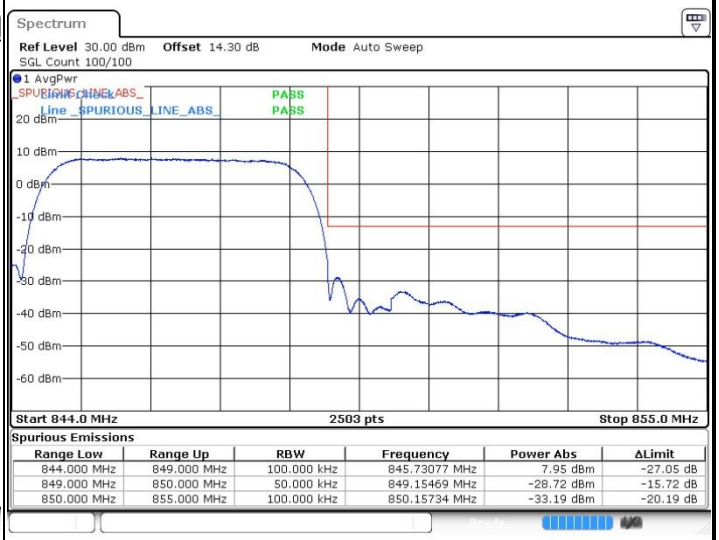

Spurious Emissions

Range Low	Range Up	RBW	Frequency	Power Abs	ΔLimit
844.000 MHz	849.000 MHz	100.000 kHz	845.73077 MHz	7.95 dBm	-27.05 dB
849.000 MHz	850.000 MHz	50.000 kHz	849.15469 MHz	-28.72 dBm	-15.72 dB
850.000 MHz	855.000 MHz	100.000 kHz	850.15734 MHz	-33.19 dBm	-20.19 dB

Date: 21.OCT.2018 23:50:16

WCDMA Band II (RMC 12.2Kbps)

Lowest Band Edge

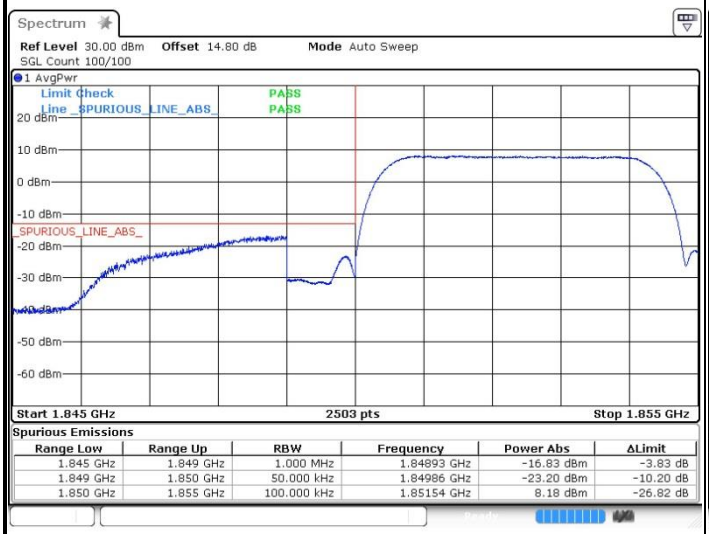

Spurious Emissions

Range Low	Range Up	RBW	Frequency	Power Abs	ΔLimit
1.845 GHz	1.849 GHz	1.000 MHz	1.84893 GHz	-16.83 dBm	-3.83 dB
1.849 GHz	1.850 GHz	50.000 kHz	1.84986 GHz	-23.20 dBm	-10.20 dB
1.850 GHz	1.855 GHz	100.000 kHz	1.85154 GHz	8.18 dBm	-26.82 dB

Date: 21.OCT.2018 23:08:24

Highest Band Edge

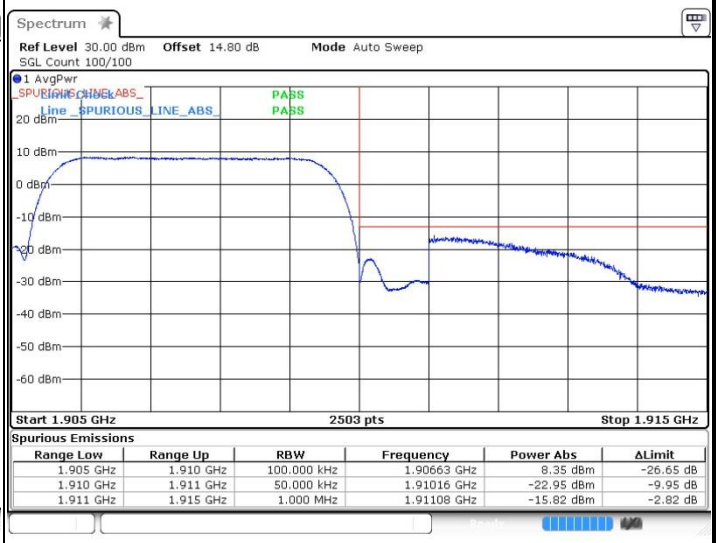

Spurious Emissions

Range Low	Range Up	RBW	Frequency	Power Abs	ΔLimit
1.905 GHz	1.910 GHz	100.000 kHz	1.90663 GHz	8.35 dBm	-26.65 dB
1.910 GHz	1.911 GHz	50.000 kHz	1.91016 GHz	-22.95 dBm	-9.95 dB
1.911 GHz	1.915 GHz	1.000 MHz	1.91108 GHz	-15.82 dBm	-2.82 dB

Date: 21.OCT.2018 23:11:28

WCDMA Band IV (RMC 12.2Kbps)	
Lowest Band Edge	**Highest Band Edge**

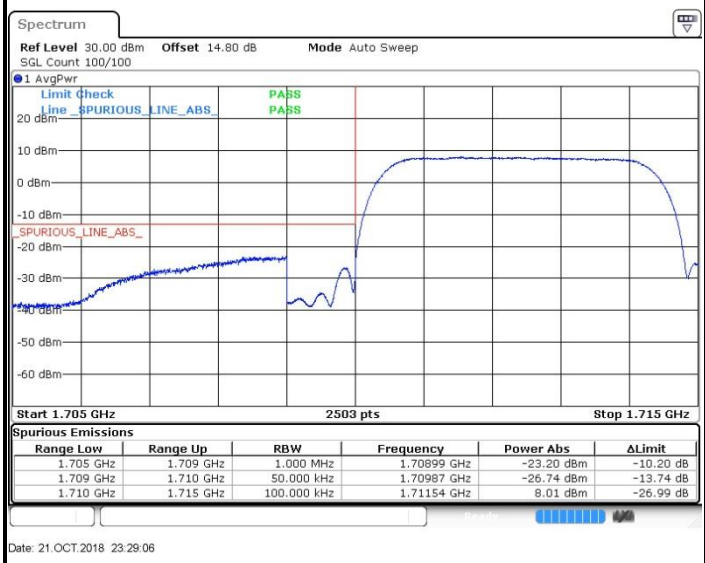

Spurious Emissions

Range Low	Range Up	RBW	Frequency	Power Abs	ΔLimit
1.705 GHz	1.709 GHz	1.000 MHz	1.70899 GHz	-23.20 dBm	-10.20 dB
1.709 GHz	1.710 GHz	50.000 kHz	1.70987 GHz	-26.74 dBm	-13.74 dB
1.710 GHz	1.715 GHz	100.000 kHz	1.71154 GHz	8.01 dBm	-26.99 dB

Date: 21.OCT.2018 23:29:06

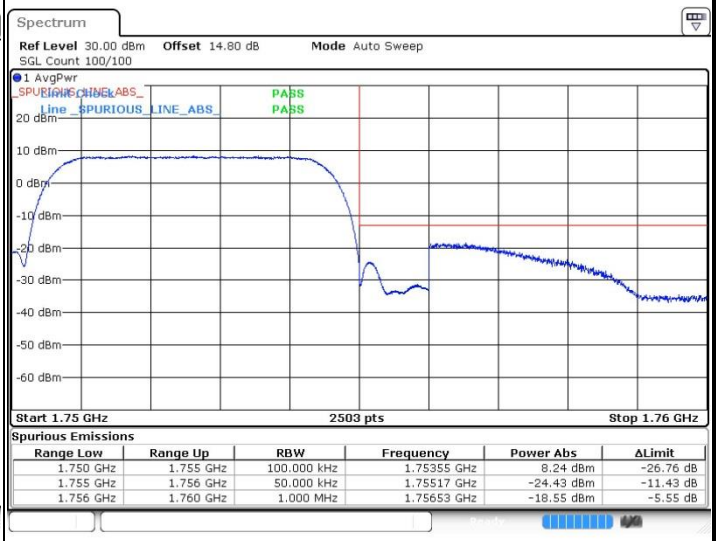

Spurious Emissions

Range Low	Range Up	RBW	Frequency	Power Abs	ΔLimit
1.750 GHz	1.755 GHz	100.000 kHz	1.75355 GHz	8.24 dBm	-26.76 dB
1.755 GHz	1.756 GHz	50.000 kHz	1.75517 GHz	-24.43 dBm	-11.43 dB
1.756 GHz	1.760 GHz	1.000 MHz	1.75653 GHz	-18.55 dBm	-5.55 dB

Date: 21.OCT.2018 23:31:54

CDMA BC0 (1xRTT)

Lowest Band Edge

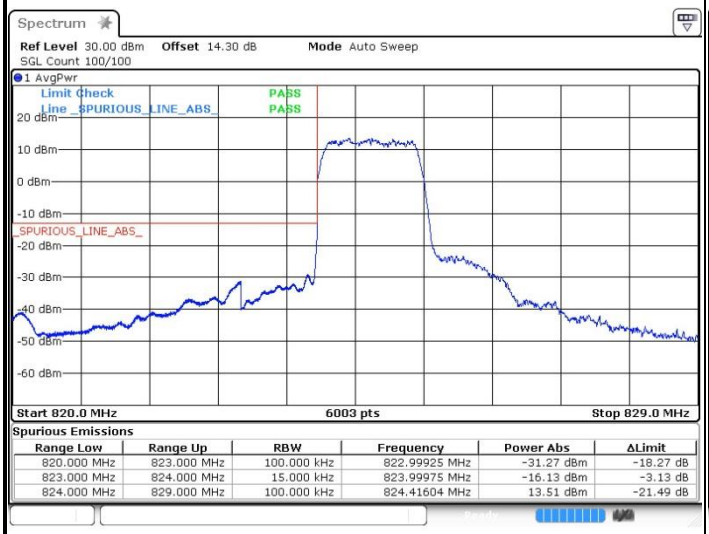

Spurious Emissions

Range Low	Range Up	RBW	Frequency	Power Abs	ΔLimit
820.000 MHz	823.000 MHz	100.000 kHz	822.99925 MHz	-31.27 dBm	-18.27 dB
823.000 MHz	824.000 MHz	15.000 kHz	823.99975 MHz	-16.13 dBm	-3.13 dB
824.000 MHz	829.000 MHz	100.000 kHz	824.41604 MHz	13.51 dBm	-21.49 dB

Date: 2.NOV.2018 15:06:17

Highest Band Edge

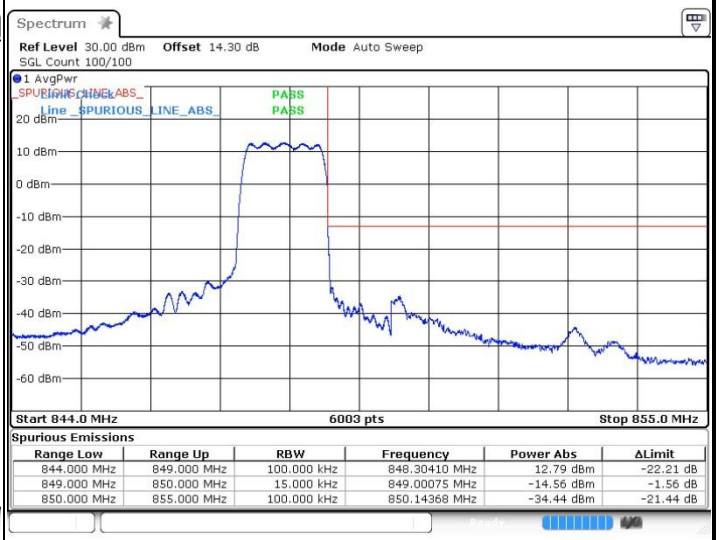

Spurious Emissions

Range Low	Range Up	RBW	Frequency	Power Abs	ΔLimit
844.000 MHz	849.000 MHz	100.000 kHz	848.30410 MHz	12.79 dBm	-22.21 dB
849.000 MHz	850.000 MHz	15.000 kHz	849.00075 MHz	-14.56 dBm	-1.56 dB
850.000 MHz	855.000 MHz	100.000 kHz	850.14368 MHz	-34.44 dBm	-21.44 dB

Date: 2.NOV.2018 15:09:05

CDMA BC1 (1xRTT)

Lowest Band Edge

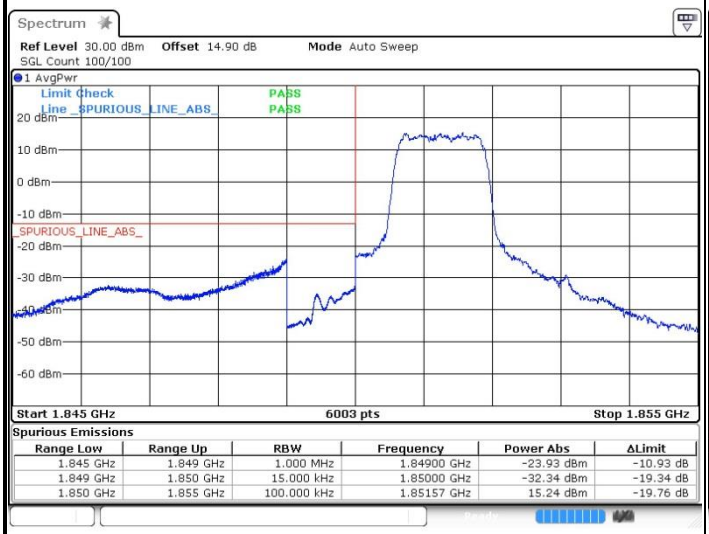

Spurious Emissions

Range Low	Range Up	RBW	Frequency	Power Abs	ΔLimit
1.845 GHz	1.849 GHz	1.000 MHz	1.84900 GHz	-23.93 dBm	-10.93 dB
1.849 GHz	1.850 GHz	15.000 kHz	1.85000 GHz	-32.34 dBm	-19.34 dB
1.850 GHz	1.855 GHz	100.000 kHz	1.85157 GHz	15.24 dBm	-19.76 dB

Date: 2.NOV.2018 15:25:05

Highest Band Edge

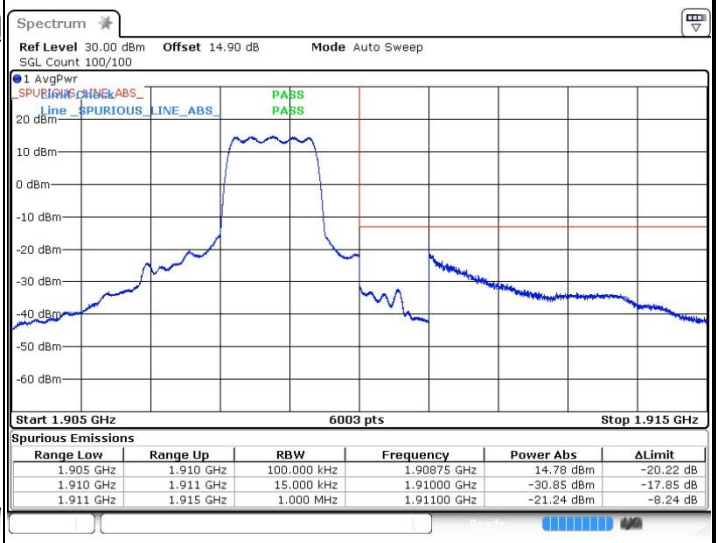

Spurious Emissions

Range Low	Range Up	RBW	Frequency	Power Abs	ΔLimit
1.905 GHz	1.910 GHz	100.000 kHz	1.90875 GHz	14.78 dBm	-20.22 dB
1.910 GHz	1.911 GHz	15.000 kHz	1.91000 GHz	-30.85 dBm	-17.85 dB
1.911 GHz	1.915 GHz	1.000 MHz	1.91100 GHz	-21.24 dBm	-8.24 dB

Date: 2.NOV.2018 15:28:12

Conducted Spurious Emission

GSM850 (GSM)

Lowest Channel

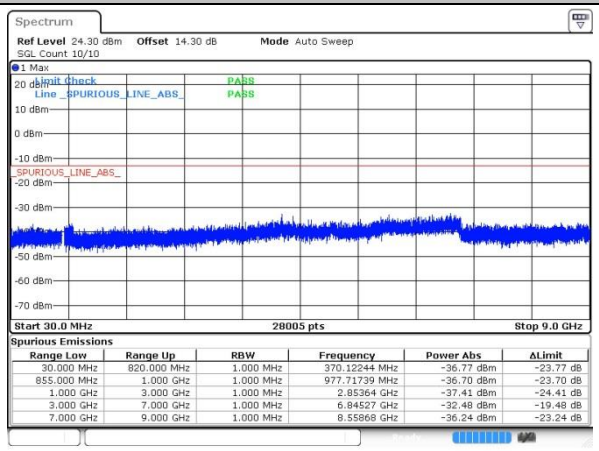

Spurious Emissions

Range Low	Range Up	RBW	Frequency	Power Abs	ΔLimit
30.000 MHz	820.000 MHz	1.000 MHz	370.12244 MHz	-36.77 dBm	-23.77 dB
855.000 MHz	1.000 GHz	1.000 MHz	977.71739 MHz	-36.70 dBm	-23.70 dB
1.000 GHz	3.000 GHz	1.000 MHz	2.85364 GHz	-37.41 dBm	-24.41 dB
3.000 GHz	7.000 GHz	1.000 MHz	6.84527 GHz	-32.48 dBm	-19.48 dB
7.000 GHz	9.000 GHz	1.000 MHz	8.55868 GHz	-36.24 dBm	-23.24 dB

Date: 21.OCT.2018 21:48:07

Middle Channel

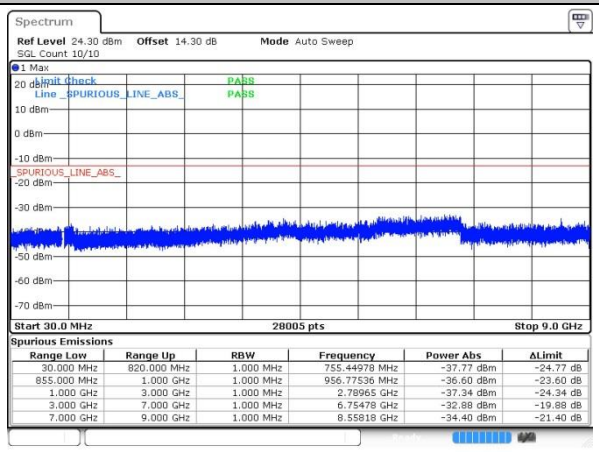

Spurious Emissions

Range Low	Range Up	RBW	Frequency	Power Abs	ΔLimit
30.000 MHz	820.000 MHz	1.000 MHz	755.44978 MHz	-37.77 dBm	-24.77 dB
855.000 MHz	1.000 GHz	1.000 MHz	956.77536 MHz	-36.60 dBm	-23.60 dB
1.000 GHz	3.000 GHz	1.000 MHz	2.78965 GHz	-37.34 dBm	-24.34 dB
3.000 GHz	7.000 GHz	1.000 MHz	6.75478 GHz	-32.88 dBm	-19.88 dB
7.000 GHz	9.000 GHz	1.000 MHz	8.55818 GHz	-34.40 dBm	-21.40 dB

Date: 21.OCT.2018 21:51:35

Highest Channel

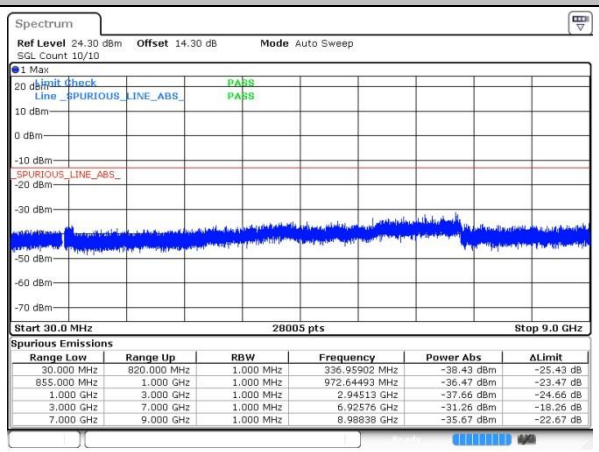

Spurious Emissions

Range Low	Range Up	RBW	Frequency	Power Abs	ΔLimit
30.000 MHz	820.000 MHz	1.000 MHz	336.95902 MHz	-38.43 dBm	-25.43 dB
855.000 MHz	1.000 GHz	1.000 MHz	972.64493 MHz	-36.47 dBm	-23.47 dB
1.000 GHz	3.000 GHz	1.000 MHz	2.94513 GHz	-37.66 dBm	-24.66 dB
3.000 GHz	7.000 GHz	1.000 MHz	6.92576 GHz	-31.26 dBm	-18.26 dB
7.000 GHz	9.000 GHz	1.000 MHz	8.98838 GHz	-35.67 dBm	-22.67 dB

Date: 21.OCT.2018 21:52:54

GSM850 (EDGE class 8)

Lowest Channel

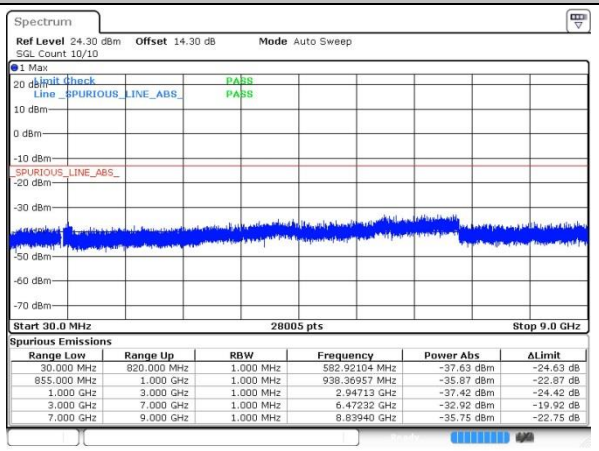

Spurious Emissions

Range Low	Range Up	RBW	Frequency	Power Abs	ΔLimit
30.000 MHz	820.000 MHz	1.000 MHz	582.92104 MHz	-37.63 dBm	-24.63 dB
855.000 MHz	1.000 GHz	1.000 MHz	938.36957 MHz	-35.87 dBm	-22.87 dB
1.000 GHz	3.000 GHz	1.000 MHz	2.94713 GHz	-37.42 dBm	-24.42 dB
3.000 GHz	7.000 GHz	1.000 MHz	6.47232 GHz	-32.92 dBm	-19.92 dB
7.000 GHz	9.000 GHz	1.000 MHz	8.83940 GHz	-35.75 dBm	-22.75 dB

Date: 21.OCT.2018 22:15:55

Middle Channel

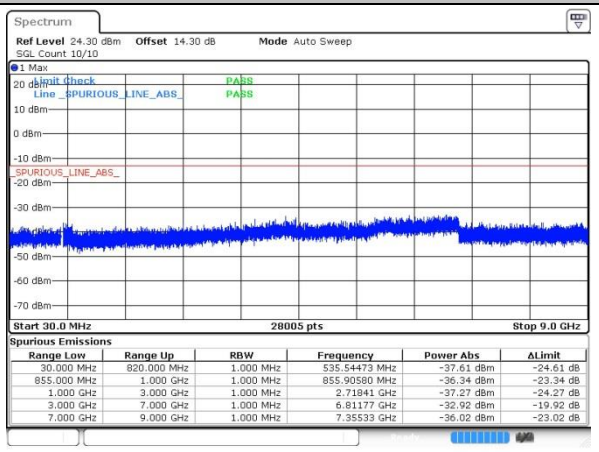

Spurious Emissions

Range Low	Range Up	RBW	Frequency	Power Abs	ΔLimit
30.000 MHz	820.000 MHz	1.000 MHz	535.54473 MHz	-37.61 dBm	-24.61 dB
855.000 MHz	1.000 GHz	1.000 MHz	855.90580 MHz	-36.34 dBm	-23.34 dB
1.000 GHz	3.000 GHz	1.000 MHz	2.71841 GHz	-37.27 dBm	-24.27 dB
3.000 GHz	7.000 GHz	1.000 MHz	6.81177 GHz	-32.92 dBm	-19.92 dB
7.000 GHz	9.000 GHz	1.000 MHz	7.35533 GHz	-36.02 dBm	-23.02 dB

Date: 21.OCT.2018 22:17:15

Highest Channel

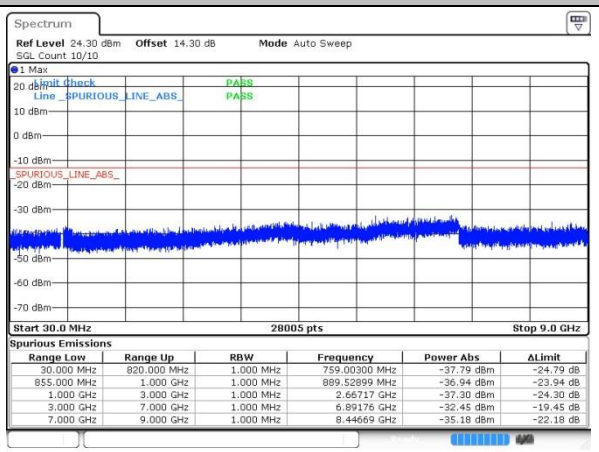

Spurious Emissions

Range Low	Range Up	RBW	Frequency	Power Abs	ΔLimit
30.000 MHz	820.000 MHz	1.000 MHz	759.00300 MHz	-37.79 dBm	-24.79 dB
855.000 MHz	1.000 GHz	1.000 MHz	889.52899 MHz	-36.94 dBm	-23.94 dB
1.000 GHz	3.000 GHz	1.000 MHz	2.66717 GHz	-37.30 dBm	-24.30 dB
3.000 GHz	7.000 GHz	1.000 MHz	6.89176 GHz	-32.45 dBm	-19.45 dB
7.000 GHz	9.000 GHz	1.000 MHz	8.44669 GHz	-35.18 dBm	-22.18 dB

Date: 21.OCT.2018 22:18:33

GSM1900 (GSM)

Lowest Channel

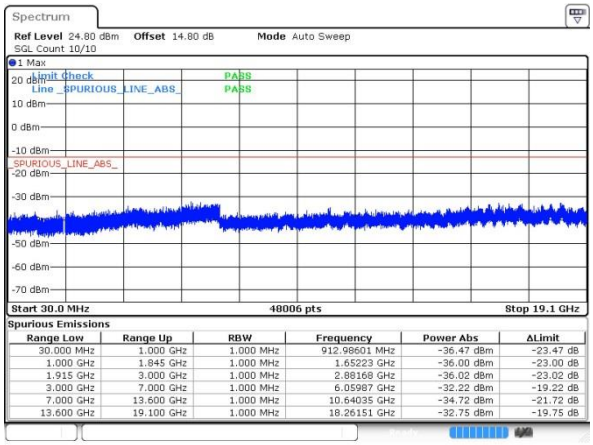

Spurious Emissions

Range Low	Range Up	RBW	Frequency	Power Abs	ΔLimit
30.000 MHz	1.000 GHz	1.000 MHz	912.98601 MHz	-36.47 dBm	-23.47 dB
1.000 GHz	1.845 GHz	1.000 MHz	1.65223 GHz	-36.00 dBm	-23.00 dB
1.915 GHz	3.000 GHz	1.000 MHz	2.88168 GHz	-36.02 dBm	-23.02 dB
3.000 GHz	7.000 GHz	1.000 MHz	6.05987 GHz	-32.22 dBm	-19.22 dB
7.000 GHz	13.600 GHz	1.000 MHz	10.64035 GHz	-34.72 dBm	-21.72 dB
13.600 GHz	19.100 GHz	1.000 MHz	18.26151 GHz	-32.75 dBm	-19.75 dB

Date: 21.OCT.2018 22:33:44

Middle Channel

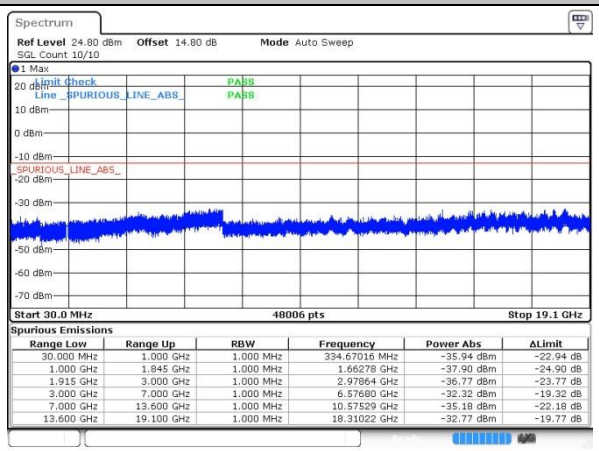

Spurious Emissions

Range Low	Range Up	RBW	Frequency	Power Abs	ΔLimit
30.000 MHz	1.000 GHz	1.000 MHz	334.67016 MHz	-35.94 dBm	-22.94 dB
1.000 GHz	1.845 GHz	1.000 MHz	1.66278 GHz	-37.90 dBm	-24.90 dB
1.915 GHz	3.000 GHz	1.000 MHz	2.97864 GHz	-36.77 dBm	-23.77 dB
3.000 GHz	7.000 GHz	1.000 MHz	6.57680 GHz	-32.32 dBm	-19.32 dB
7.000 GHz	13.600 GHz	1.000 MHz	10.57529 GHz	-35.18 dBm	-22.18 dB
13.600 GHz	19.100 GHz	1.000 MHz	18.31022 GHz	-32.77 dBm	-19.77 dB

Date: 21.OCT.2018 22:35:41

Highest Channel

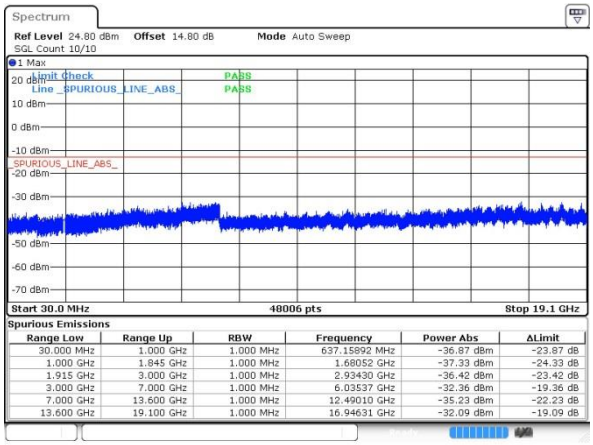

Spurious Emissions

Range Low	Range Up	RBW	Frequency	Power Abs	ΔLimit
30.000 MHz	1.000 GHz	1.000 MHz	637.15892 MHz	-36.87 dBm	-23.87 dB
1.000 GHz	1.845 GHz	1.000 MHz	1.68052 GHz	-37.33 dBm	-24.33 dB
1.915 GHz	3.000 GHz	1.000 MHz	2.93430 GHz	-36.42 dBm	-23.42 dB
3.000 GHz	7.000 GHz	1.000 MHz	6.03537 GHz	-32.36 dBm	-19.36 dB
7.000 GHz	13.600 GHz	1.000 MHz	12.49010 GHz	-35.23 dBm	-22.23 dB
13.600 GHz	19.100 GHz	1.000 MHz	16.94631 GHz	-32.09 dBm	-19.09 dB

Date: 21.OCT.2018 22:37:09

GSM1900 (EDGE class 8)

Lowest Channel

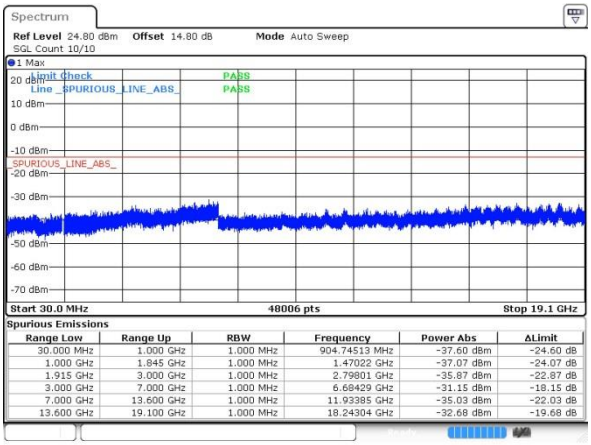

Spurious Emissions

Range Low	Range Up	RBW	Frequency	Power Abs	ΔLimit
30.000 MHz	1.000 GHz	1.000 MHz	904.74513 MHz	-37.60 dBm	-24.60 dB
1.000 GHz	1.845 GHz	1.000 MHz	1.47022 GHz	-37.07 dBm	-24.07 dB
1.915 GHz	3.000 GHz	1.000 MHz	2.79801 GHz	-35.87 dBm	-22.87 dB
3.000 GHz	7.000 GHz	1.000 MHz	6.68429 GHz	-31.15 dBm	-18.15 dB
7.000 GHz	13.600 GHz	1.000 MHz	11.93385 GHz	-35.03 dBm	-22.03 dB
13.600 GHz	19.100 GHz	1.000 MHz	18.24304 GHz	-32.68 dBm	-19.68 dB

Date: 21.OCT.2018 22:52:08

Middle Channel

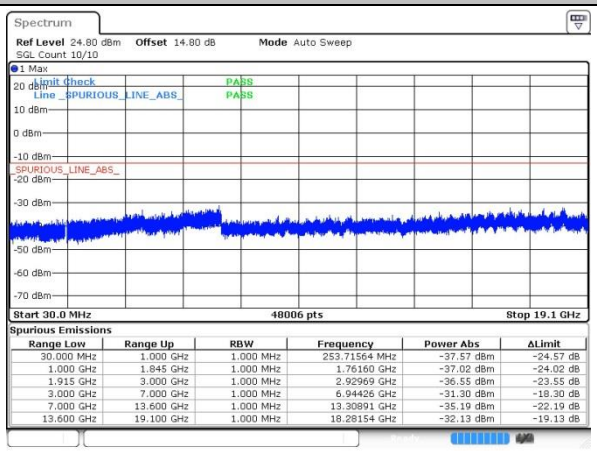

Spurious Emissions

Range Low	Range Up	RBW	Frequency	Power Abs	ΔLimit
30.000 MHz	1.000 GHz	1.000 MHz	253.71564 MHz	-37.57 dBm	-24.57 dB
1.000 GHz	1.845 GHz	1.000 MHz	1.76160 GHz	-37.02 dBm	-24.02 dB
1.915 GHz	3.000 GHz	1.000 MHz	2.92969 GHz	-36.55 dBm	-23.55 dB
3.000 GHz	7.000 GHz	1.000 MHz	6.94426 GHz	-31.30 dBm	-18.30 dB
7.000 GHz	13.600 GHz	1.000 MHz	13.30891 GHz	-35.19 dBm	-22.19 dB
13.600 GHz	19.100 GHz	1.000 MHz	18.28154 GHz	-32.13 dBm	-19.13 dB

Date: 21.OCT.2018 22:53:29

Highest Channel

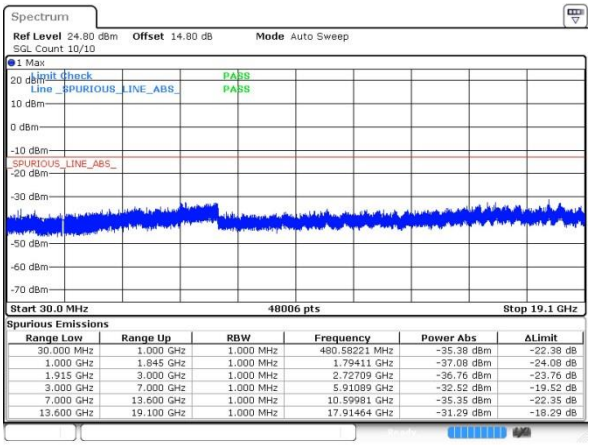

Spurious Emissions

Range Low	Range Up	RBW	Frequency	Power Abs	ΔLimit
30.000 MHz	1.000 GHz	1.000 MHz	480.58221 MHz	-35.38 dBm	-22.38 dB
1.000 GHz	1.845 GHz	1.000 MHz	1.79411 GHz	-37.08 dBm	-24.08 dB
1.915 GHz	3.000 GHz	1.000 MHz	2.72709 GHz	-36.76 dBm	-23.76 dB
3.000 GHz	7.000 GHz	1.000 MHz	5.91089 GHz	-32.52 dBm	-19.52 dB
7.000 GHz	13.600 GHz	1.000 MHz	10.59981 GHz	-35.35 dBm	-22.35 dB
13.600 GHz	19.100 GHz	1.000 MHz	17.91464 GHz	-31.29 dBm	-18.29 dB

Date: 21.OCT.2018 22:55:58

WCDMA Band V (RMC 12.2Kbps)

Lowest Channel

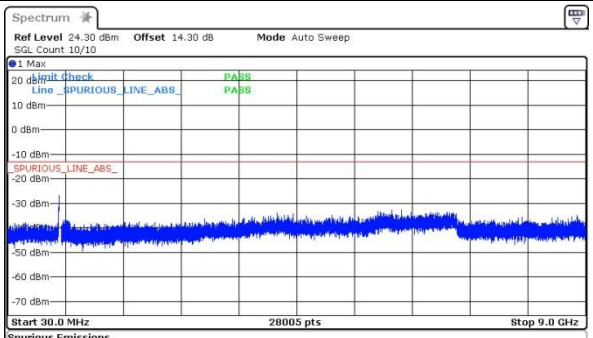

Spurious Emissions

Range Low	Range Up	RBW	Frequency	Power Abs	ΔLimit
30.000 MHz	820.000 MHz	1.000 MHz	819.80260 MHz	-26.81 dBm	-13.81 dB
855.000 MHz	1.000 GHz	1.000 MHz	950.90580 MHz	-36.94 dBm	-23.94 dB
1.000 GHz	3.000 GHz	1.000 MHz	2.06649 GHz	-37.58 dBm	-24.58 dB
3.000 GHz	7.000 GHz	1.000 MHz	6.13486 GHz	-32.62 dBm	-19.62 dB
7.000 GHz	9.000 GHz	1.000 MHz	8.86564 GHz	-34.91 dBm	-21.91 dB

Date: 21.OCT.2018 23:51:55

Middle Channel

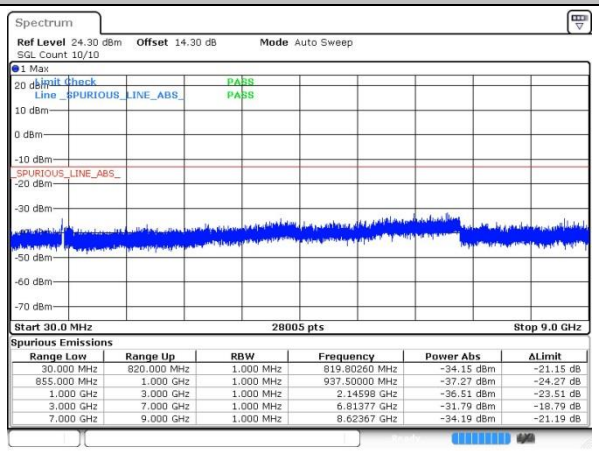

Spurious Emissions

Range Low	Range Up	RBW	Frequency	Power Abs	ΔLimit
30.000 MHz	820.000 MHz	1.000 MHz	819.80260 MHz	-34.15 dBm	-21.15 dB
855.000 MHz	1.000 GHz	1.000 MHz	937.50000 MHz	-37.27 dBm	-24.27 dB
1.000 GHz	3.000 GHz	1.000 MHz	2.14598 GHz	-36.51 dBm	-23.51 dB
3.000 GHz	7.000 GHz	1.000 MHz	6.81377 GHz	-31.79 dBm	-18.79 dB
7.000 GHz	9.000 GHz	1.000 MHz	8.62367 GHz	-34.19 dBm	-21.19 dB

Date: 21.OCT.2018 23:53:21

Highest Channel

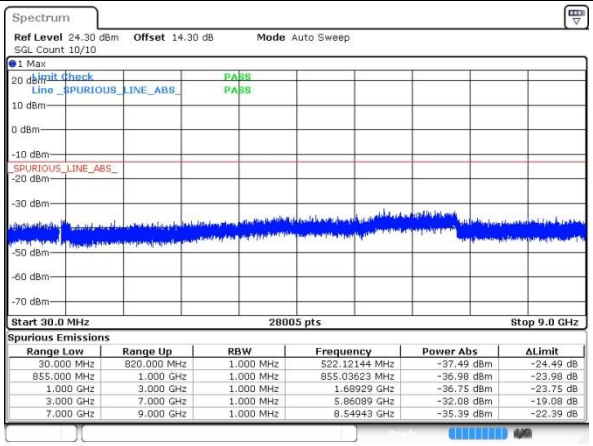

Spurious Emissions

Range Low	Range Up	RBW	Frequency	Power Abs	ΔLimit
30.000 MHz	820.000 MHz	1.000 MHz	522.12144 MHz	-37.49 dBm	-24.49 dB
855.000 MHz	1.000 GHz	1.000 MHz	855.03623 MHz	-36.98 dBm	-23.98 dB
1.000 GHz	3.000 GHz	1.000 MHz	1.68929 GHz	-36.75 dBm	-23.75 dB
3.000 GHz	7.000 GHz	1.000 MHz	5.86089 GHz	-32.08 dBm	-19.08 dB
7.000 GHz	9.000 GHz	1.000 MHz	8.54943 GHz	-35.39 dBm	-22.39 dB

Date: 21.OCT.2018 23:54:54

WCDMA Band II (RMC 12.2Kbps)

Lowest Channel

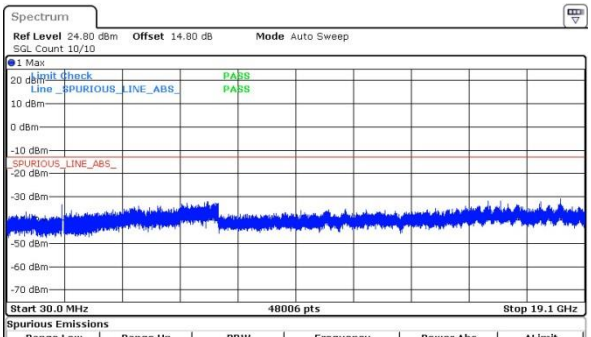

Spurious Emissions

Range Low	Range Up	RBW	Frequency	Power Abs	ΔLimit
30.000 MHz	1.000 GHz	1.000 MHz	669.63768 MHz	-36.67 dBm	-23.67 dB
1.000 GHz	1.845 GHz	1.000 MHz	1.84479 GHz	-33.44 dBm	-20.44 dB
1.915 GHz	3.000 GHz	1.000 MHz	2.15482 GHz	-36.03 dBm	-23.03 dB
3.000 GHz	7.000 GHz	1.000 MHz	6.63380 GHz	-31.98 dBm	-18.98 dB
7.000 GHz	13.600 GHz	1.000 MHz	11.21168 GHz	-35.12 dBm	-22.12 dB
13.600 GHz	19.100 GHz	1.000 MHz	18.30197 GHz	-30.83 dBm	-17.83 dB

Date: 21.OCT.2018 23:14:02

Middle Channel

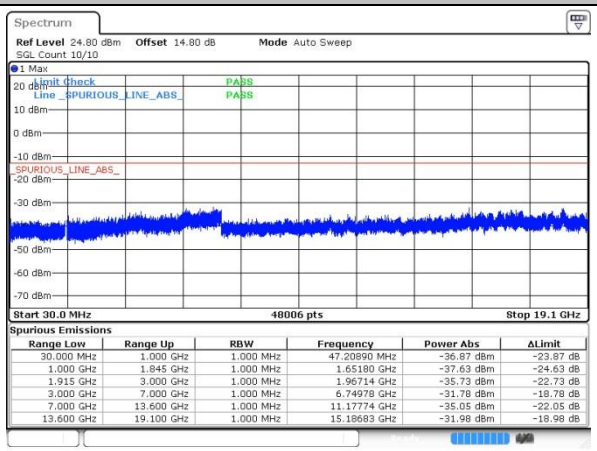

Spurious Emissions

Range Low	Range Up	RBW	Frequency	Power Abs	ΔLimit
30.000 MHz	1.000 GHz	1.000 MHz	47.20890 MHz	-36.87 dBm	-23.87 dB
1.000 GHz	1.845 GHz	1.000 MHz	1.65180 GHz	-37.63 dBm	-24.63 dB
1.915 GHz	3.000 GHz	1.000 MHz	1.96714 GHz	-35.73 dBm	-22.73 dB
3.000 GHz	7.000 GHz	1.000 MHz	6.74978 GHz	-31.78 dBm	-18.78 dB
7.000 GHz	13.600 GHz	1.000 MHz	11.17774 GHz	-35.05 dBm	-22.05 dB
13.600 GHz	19.100 GHz	1.000 MHz	15.18683 GHz	-31.98 dBm	-18.98 dB

Date: 21.OCT.2018 23:15:38

Highest Channel

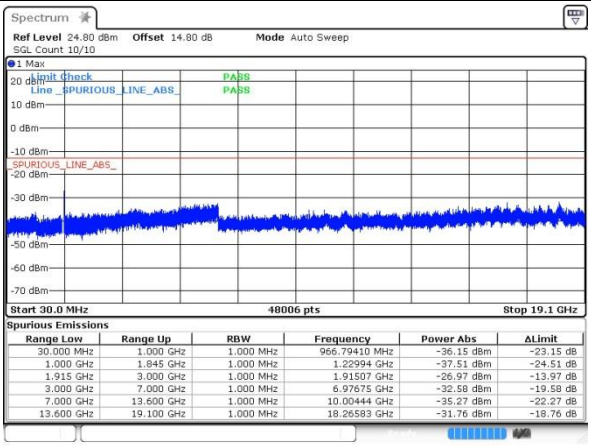

Spurious Emissions

Range Low	Range Up	RBW	Frequency	Power Abs	ΔLimit
30.000 MHz	1.000 GHz	1.000 MHz	966.79410 MHz	-36.15 dBm	-23.15 dB
1.000 GHz	1.845 GHz	1.000 MHz	1.22994 GHz	-37.51 dBm	-24.51 dB
1.915 GHz	3.000 GHz	1.000 MHz	1.91507 GHz	-26.97 dBm	-13.97 dB
3.000 GHz	7.000 GHz	1.000 MHz	6.97675 GHz	-32.58 dBm	-19.58 dB
7.000 GHz	13.600 GHz	1.000 MHz	10.00444 GHz	-35.27 dBm	-22.27 dB
13.600 GHz	19.100 GHz	1.000 MHz	18.26583 GHz	-31.76 dBm	-18.76 dB

Date: 21.OCT.2018 23:16:58

WCDMA Band IV (RMC 12.2Kbps)

Lowest Channel

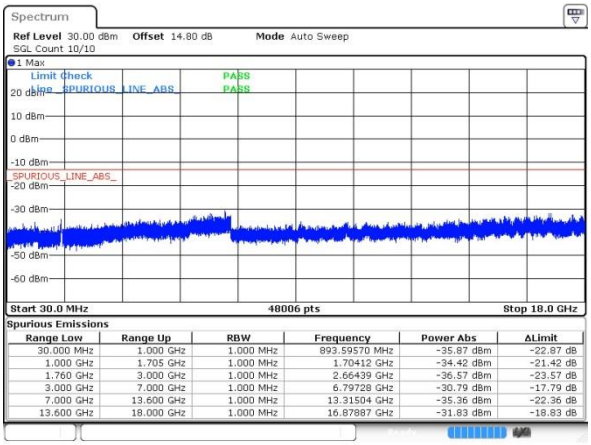

Spurious Emissions

Range Low	Range Up	RBW	Frequency	Power Abs	ΔLimit
30.000 MHz	1.000 GHz	1.000 MHz	893.59570 MHz	-35.87 dBm	-22.87 dB
1.000 GHz	1.705 GHz	1.000 MHz	1.70412 GHz	-34.42 dBm	-21.42 dB
1.760 GHz	3.000 GHz	1.000 MHz	2.66439 GHz	-36.57 dBm	-23.57 dB
3.000 GHz	7.000 GHz	1.000 MHz	6.79728 GHz	-30.79 dBm	-17.79 dB
7.000 GHz	13.600 GHz	1.000 MHz	13.31504 GHz	-35.36 dBm	-22.36 dB
13.600 GHz	18.000 GHz	1.000 MHz	16.87887 GHz	-31.83 dBm	-18.83 dB

Date: 21.OCT.2018 23:33:19

Middle Channel

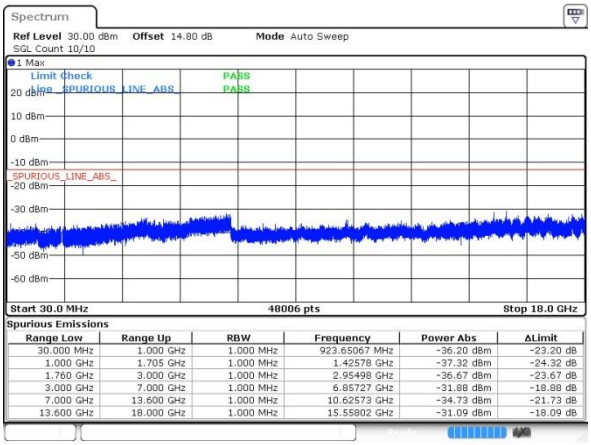

Spurious Emissions

Range Low	Range Up	RBW	Frequency	Power Abs	ΔLimit
30.000 MHz	1.000 GHz	1.000 MHz	923.65067 MHz	-36.20 dBm	-23.20 dB
1.000 GHz	1.705 GHz	1.000 MHz	1.42578 GHz	-37.32 dBm	-24.32 dB
1.760 GHz	3.000 GHz	1.000 MHz	2.95498 GHz	-36.67 dBm	-23.67 dB
3.000 GHz	7.000 GHz	1.000 MHz	6.85727 GHz	-31.88 dBm	-18.88 dB
7.000 GHz	13.600 GHz	1.000 MHz	10.62573 GHz	-34.73 dBm	-21.73 dB
13.600 GHz	18.000 GHz	1.000 MHz	15.55802 GHz	-31.09 dBm	-18.09 dB

Date: 21.OCT.2018 23:34:59

Highest Channel

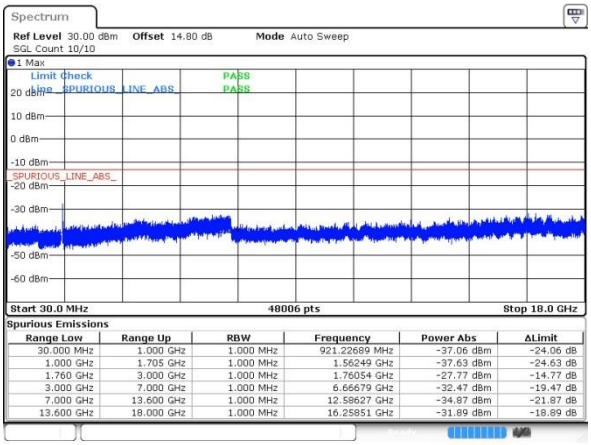

Spurious Emissions

Range Low	Range Up	RBW	Frequency	Power Abs	ΔLimit
30.000 MHz	1.000 GHz	1.000 MHz	921.22689 MHz	-37.06 dBm	-24.06 dB
1.000 GHz	1.705 GHz	1.000 MHz	1.56249 GHz	-37.63 dBm	-24.63 dB
1.760 GHz	3.000 GHz	1.000 MHz	1.76054 GHz	-27.77 dBm	-14.77 dB
3.000 GHz	7.000 GHz	1.000 MHz	6.66679 GHz	-32.47 dBm	-19.47 dB
7.000 GHz	13.600 GHz	1.000 MHz	12.58627 GHz	-34.87 dBm	-21.87 dB
13.600 GHz	18.000 GHz	1.000 MHz	16.25851 GHz	-31.89 dBm	-18.89 dB

Date: 21.OCT.2018 23:36:21

CDMA BC0 (1xRTT)

Lowest Channel

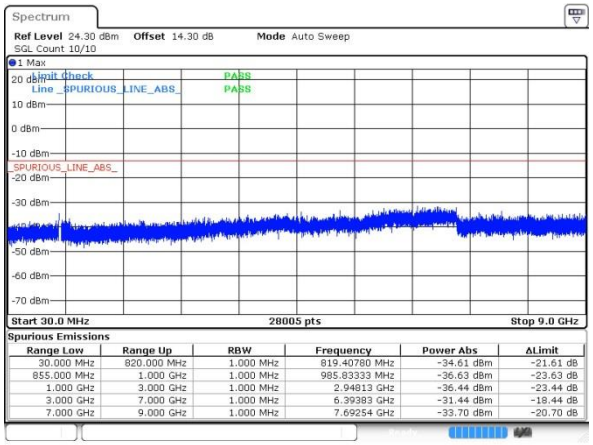

Spurious Emissions

Range Low	Range Up	RBW	Frequency	Power Abs	ΔLimit
30.000 MHz	820.000 MHz	1.000 MHz	819.40780 MHz	-34.61 dBm	-21.61 dB
855.000 MHz	1.000 GHz	1.000 MHz	985.83333 MHz	-36.63 dBm	-23.63 dB
1.000 GHz	3.000 GHz	1.000 MHz	2.94813 GHz	-36.44 dBm	-23.44 dB
3.000 GHz	7.000 GHz	1.000 MHz	6.39383 GHz	-31.44 dBm	-18.44 dB
7.000 GHz	9.000 GHz	1.000 MHz	7.69254 GHz	-33.70 dBm	-20.70 dB

Date: 2.NOV.2018 15:10:56

Middle Channel

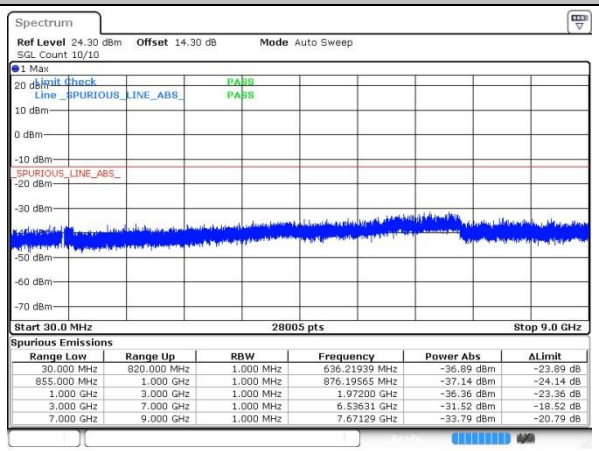

Spurious Emissions

Range Low	Range Up	RBW	Frequency	Power Abs	ΔLimit
30.000 MHz	820.000 MHz	1.000 MHz	636.21939 MHz	-36.89 dBm	-23.89 dB
855.000 MHz	1.000 GHz	1.000 MHz	876.19565 MHz	-37.14 dBm	-24.14 dB
1.000 GHz	3.000 GHz	1.000 MHz	1.97200 GHz	-36.36 dBm	-23.36 dB
3.000 GHz	7.000 GHz	1.000 MHz	6.53631 GHz	-31.52 dBm	-18.52 dB
7.000 GHz	9.000 GHz	1.000 MHz	7.67129 GHz	-33.79 dBm	-20.79 dB

Date: 2.NOV.2018 15:12:19

Highest Channel

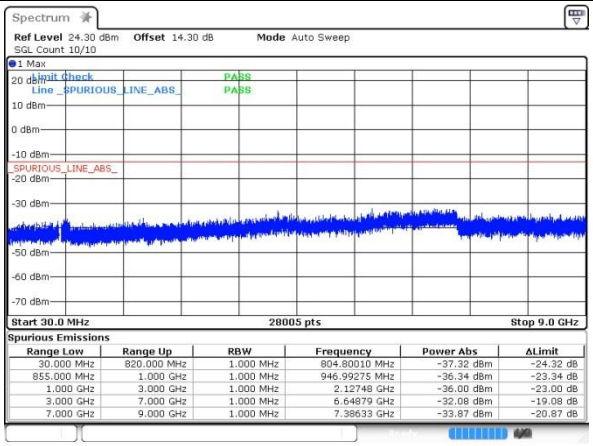

Spurious Emissions

Range Low	Range Up	RBW	Frequency	Power Abs	ΔLimit
30.000 MHz	820.000 MHz	1.000 MHz	804.80010 MHz	-37.32 dBm	-24.32 dB
855.000 MHz	1.000 GHz	1.000 MHz	946.99275 MHz	-36.34 dBm	-23.34 dB
1.000 GHz	3.000 GHz	1.000 MHz	2.12748 GHz	-36.00 dBm	-23.00 dB
3.000 GHz	7.000 GHz	1.000 MHz	6.64879 GHz	-32.08 dBm	-19.08 dB
7.000 GHz	9.000 GHz	1.000 MHz	7.38633 GHz	-33.87 dBm	-20.87 dB

Date: 2.NOV.2018 15:13:43

CDMA BC1 (1xRTT)

Lowest Channel

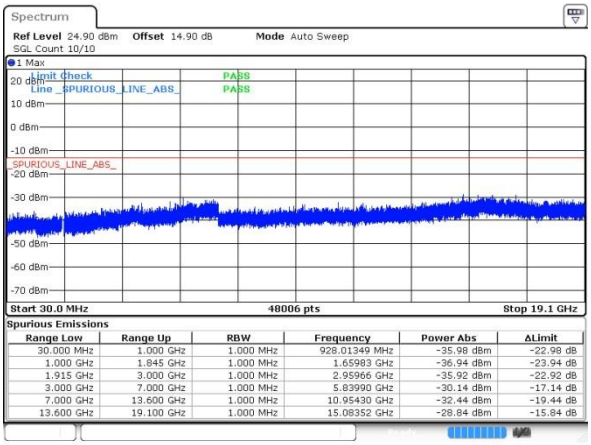

Spurious Emissions

Range Low	Range Up	RBW	Frequency	Power Abs	ΔLimit
30.000 MHz	1.000 GHz	1.000 MHz	928.01349 MHz	-35.98 dBm	-22.98 dB
1.000 GHz	1.845 GHz	1.000 MHz	1.65983 GHz	-36.94 dBm	-23.94 dB
1.915 GHz	3.000 GHz	1.000 MHz	2.95966 GHz	-35.92 dBm	-22.92 dB
3.000 GHz	7.000 GHz	1.000 MHz	5.83990 GHz	-30.14 dBm	-17.14 dB
7.000 GHz	13.600 GHz	1.000 MHz	10.95430 GHz	-32.44 dBm	-19.44 dB
13.600 GHz	19.100 GHz	1.000 MHz	15.08352 GHz	-28.84 dBm	-15.84 dB

Date: 2.NOV.2018 15:30:45

Middle Channel

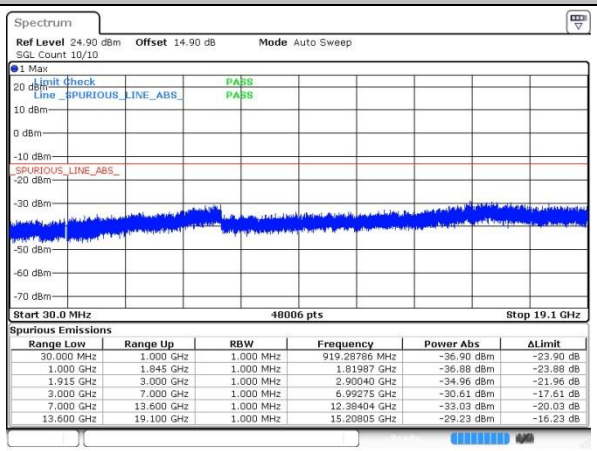

Spurious Emissions

Range Low	Range Up	RBW	Frequency	Power Abs	ΔLimit
30.000 MHz	1.000 GHz	1.000 MHz	919.28786 MHz	-36.90 dBm	-23.90 dB
1.000 GHz	1.845 GHz	1.000 MHz	1.81987 GHz	-36.88 dBm	-23.88 dB
1.915 GHz	3.000 GHz	1.000 MHz	2.90040 GHz	-34.96 dBm	-21.96 dB
3.000 GHz	7.000 GHz	1.000 MHz	6.99275 GHz	-30.61 dBm	-17.61 dB
7.000 GHz	13.600 GHz	1.000 MHz	12.38404 GHz	-33.03 dBm	-20.03 dB
13.600 GHz	19.100 GHz	1.000 MHz	15.20805 GHz	-29.23 dBm	-16.23 dB

Date: 2.NOV.2018 15:32:33

Highest Channel

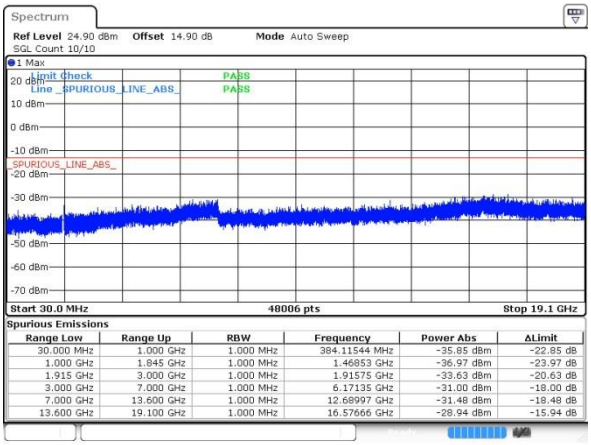

Spurious Emissions

Range Low	Range Up	RBW	Frequency	Power Abs	ΔLimit
30.000 MHz	1.000 GHz	1.000 MHz	384.11544 MHz	-35.85 dBm	-22.85 dB
1.000 GHz	1.845 GHz	1.000 MHz	1.46853 GHz	-36.97 dBm	-23.97 dB
1.915 GHz	3.000 GHz	1.000 MHz	1.91575 GHz	-33.63 dBm	-20.63 dB
3.000 GHz	7.000 GHz	1.000 MHz	6.17135 GHz	-31.00 dBm	-18.00 dB
7.000 GHz	13.600 GHz	1.000 MHz	12.68997 GHz	-31.48 dBm	-18.48 dB
13.600 GHz	19.100 GHz	1.000 MHz	16.57666 GHz	-28.94 dBm	-15.94 dB

Date: 2.NOV.2018 15:34:03

Frequency Stability

Test Conditions	Middle Channel	GSM850 (GSM)	GSM850 (EDGE class 8)	Limit 2.5ppm
Temperature (°C)	Voltage (Volt)	Deviation (ppm)		Result
50	Normal Voltage	0.0036	0.0155	PASS
40	Normal Voltage	0.0407	0.0072	
30	Normal Voltage	0.0012	0.0299	
20(Ref.)	Normal Voltage	0.0000	0.0000	
10	Normal Voltage	0.0371	0.0096	
0	Normal Voltage	0.0227	0.0335	
-10	Normal Voltage	0.0215	0.0227	
-20	Normal Voltage	0.0012	0.0072	
-30	Normal Voltage	0.0024	0.0239	
20	Maximum Voltage	0.0036	0.0143	
20	Normal Voltage	0.0000	0.0000	
20	Battery End Point	0.0191	0.0120	

Note: Normal Voltage = 3.8V. ；Battery End Point (BEP) =3.6V.；Maximum Voltage =4.1 V

Test Conditions	Middle Channel	GSM1900 (GSM)	GSM1900 (EDGE class 8)	Limit Note 2.
Temperature (°C)	Voltage (Volt)	Deviation (ppm)		Result
50	Normal Voltage	0.0160	0.0064	PASS
40	Normal Voltage	0.0011	0.0176	
30	Normal Voltage	0.0048	0.0122	
20(Ref.)	Normal Voltage	0.0000	0.0000	
10	Normal Voltage	0.0176	0.0144	
0	Normal Voltage	0.0138	0.0154	
-10	Normal Voltage	0.0011	0.0165	
-20	Normal Voltage	0.0133	0.0101	
-30	Normal Voltage	0.0016	0.0186	
20	Maximum Voltage	0.0160	0.0106	
20	Normal Voltage	0.0000	0.0000	
20	Battery End Point	0.0037	0.0016	

Note:

1. Normal Voltage = 3.8V. ；Battery End Point (BEP) =3.6V.；Maximum Voltage =4.1 V
2. The frequency fundamental emissions stay within the authorized frequency block based on the frequency deviation measured is small.

Test Conditions	Middle Channel	WCDMA Band V (RMC 12.2Kbps RMC 12.2Kbps)	Limit 2.5ppm
Temperature (°C)	Voltage (Volt)	Deviation (ppm)	Result
50	Normal Voltage	0.0155	PASS
40	Normal Voltage	0.0418	
30	Normal Voltage	0.0395	
20(Ref.)	Normal Voltage	0.0000	
10	Normal Voltage	0.0179	
0	Normal Voltage	0.0359	
-10	Normal Voltage	0.0012	
-20	Normal Voltage	0.0203	
-30	Normal Voltage	0.0311	
20	Maximum Voltage	0.0514	
20	Normal Voltage	0.0000	
20	Battery End Point	0.0048	

Note: Normal Voltage = 3.8V. ；Battery End Point (BEP) =3.6V.；Maximum Voltage =4.1 V

Test Conditions	Middle Channel	WCDMA Band II (RMC 12.2Kbps)	Limit Note 2.
Temperature (°C)	Voltage (Volt)	Deviation (ppm)	Result
50	Normal Voltage	0.0112	PASS
40	Normal Voltage	0.0101	
30	Normal Voltage	0.0021	
20(Ref.)	Normal Voltage	0.0000	
10	Normal Voltage	0.0005	
0	Normal Voltage	0.0016	
-10	Normal Voltage	0.0080	
-20	Normal Voltage	0.0032	
-30	Normal Voltage	0.0000	
20	Maximum Voltage	0.0021	
20	Normal Voltage	0.0000	
20	Battery End Point	0.0096	

Note:

1. Normal Voltage = 3.8V. ；Battery End Point (BEP) =3.6V.；Maximum Voltage =4.1V
2. The frequency fundamental emissions stay within the authorized frequency block based on the frequency deviation measured is small.

Test Conditions	Middle Channel	WCDMA Band IV (RMC 12.2Kbps)	Limit Note 2.
Temperature (°C)	Voltage (Volt)	Deviation (ppm)	Result
50	Normal Voltage	0.0144	PASS
40	Normal Voltage	0.0133	
30	Normal Voltage	0.0012	
20(Ref.)	Normal Voltage	0.0000	
10	Normal Voltage	0.0110	
0	Normal Voltage	0.0075	
-10	Normal Voltage	0.0040	
-20	Normal Voltage	0.0006	
-30	Normal Voltage	0.0069	
20	Maximum Voltage	0.0069	
20	Normal Voltage	0.0000	
20	Battery End Point	0.0023	

Note:

1. Normal Voltage = 3.8V. ；Battery End Point (BEP) =3.6V.；Maximum Voltage =4.1V
2. The frequency fundamental emissions stay within the authorized frequency block based on the frequency deviation measured is small.

Test Conditions	Middle Channel	CDMA BC0 (1xRTT)	Limit 2.5ppm
Temperature (°C)	Voltage (Volt)	Deviation (ppm)	Result
50	Normal Voltage	0.0012	PASS
40	Normal Voltage	0.0155	
30	Normal Voltage	0.0072	
20(Ref.)	Normal Voltage	0.0000	
10	Normal Voltage	0.0048	
0	Normal Voltage	0.0215	
-10	Normal Voltage	0.0048	
-20	Normal Voltage	0.0179	
-30	Normal Voltage	0.0251	
20	Maximum Voltage	0.0024	
20	Normal Voltage	0.0000	
20	Battery End Point	0.0191	

Note: Normal Voltage = 3.8V. ；Battery End Point (BEP) = 3.6V.；Maximum Voltage =4.1V

Test Conditions	Middle Channel	CDMA BC1 (1xRTT)	Limit Note 2.
Temperature (°C)	Voltage (Volt)	Deviation (ppm)	Result
50	Normal Voltage	0.0037	PASS
40	Normal Voltage	0.0027	
30	Normal Voltage	0.0011	
20(Ref.)	Normal Voltage	0.0000	
10	Normal Voltage	0.0064	
0	Normal Voltage	0.0085	
-10	Normal Voltage	0.0005	
-20	Normal Voltage	0.0096	
-30	Normal Voltage	0.0133	
20	Maximum Voltage	0.0021	
20	Normal Voltage	0.0000	
20	Battery End Point	0.0011	

Note:

1. Normal Voltage = 3.8V. ；Battery End Point (BEP) = 3.6V.；Maximum Voltage =4.1V
2. The frequency fundamental emissions stay within the authorized frequency block based on the frequency deviation measured is small.

Appendix B. Test Results of Conducted Test

Radiated Spurious Emission

GSM850 (GSM)								
Channel	Frequency (MHz)	ERP (dBm)	Limit (dBm)	Over Limit (dB)	S.G. Power (dBm)	TX Cable loss (dB)	TX Antenna Gain (dBi)	Polarization (H/V)
Middle	1672	-53.25	-13	-40.25	-54.46	2.32	5.68	H
	2510	-60.77	-13	-47.77	-61.40	3.02	5.80	H
	3348	-63.83	-13	-50.83	-66.29	3.27	7.88	H
	1672	-52.40	-13	-39.40	-53.61	2.32	5.68	V
	2510	-61.77	-13	-48.77	-62.40	3.02	5.80	V
	3348	-64.01	-13	-51.01	-66.47	3.27	7.88	V

Remark: Spurious emissions within 30-1000MHz were found more than 20dB below limit line.

GSM850 (EDGE class 8)								
Channel	Frequency (MHz)	ERP (dBm)	Limit (dBm)	Over Limit (dB)	S.G. Power (dBm)	TX Cable loss (dB)	TX Antenna Gain (dBi)	Polarization (H/V)
Middle	1672	-57.82	-13	-44.82	-59.03	2.32	5.68	H
	2509	-64.75	-13	-51.75	-65.38	3.02	5.80	H
	3348	-63.63	-13	-50.63	-66.09	3.27	7.88	H
	1672	-68.53	-13	-55.53	-69.74	2.32	5.68	V
	2509	-65.81	-13	-52.81	-66.44	3.02	5.80	V
	3348	-63.94	-13	-50.94	-66.40	3.27	7.88	V

Remark: Spurious emissions within 30-1000MHz were found more than 20dB below limit line.

GSM1900 (GSM)								
Channel	Frequency (MHz)	EIRP (dBm)	Limit (dBm)	Over Limit (dB)	S.G. Power (dBm)	TX Cable loss (dB)	TX Antenna Gain (dBi)	Polarization (H/V)
Middle	3759	-52.46	-13	-39.46	-57.33	3.55	8.42	H
	5640	-54.29	-13	-41.29	-60.63	4.34	10.68	H
	7521	-49.39	-13	-36.39	-56.19	5.14	11.94	H
	3759	-56.47	-13	-43.47	-61.34	3.55	8.42	V
	5640	-56.12	-13	-43.12	-62.46	4.34	10.68	V
	7521	-52.81	-13	-39.81	-59.61	5.14	11.94	V

Remark: Spurious emissions within 30-1000MHz were found more than 20dB below limit line.

GSM1900 (EDGE class 8)								
Channel	Frequency (MHz)	EIRP (dBm)	Limit (dBm)	Over Limit (dB)	S.G. Power (dBm)	TX Cable loss (dB)	TX Antenna Gain (dBi)	Polarization (H/V)
Middle	3759	-53.01	-13	-40.01	-57.88	3.55	8.42	H
	5640	-53.88	-13	-40.88	-60.22	4.34	10.68	H
	7521	-50.85	-13	-37.85	-57.65	5.14	11.94	H
	3759	-60.03	-13	-47.03	-64.90	3.55	8.42	V
	5640	-55.95	-13	-42.95	-62.29	4.34	10.68	V
	7521	-54.42	-13	-41.42	-61.22	5.14	11.94	V

Remark: Spurious emissions within 30-1000MHz were found more than 20dB below limit line.

WCDMA Band V(RMC 12.2Kbps)								
Channel	Frequency (MHz)	ERP (dBm)	Limit (dBm)	Over Limit (dB)	S.G. Power (dBm)	TX Cable loss (dB)	TX Antenna Gain (dBi)	Polarization (H/V)
Middle	1672	-67.20	-13	-54.20	-68.41	2.32	5.68	H
	2509	-64.83	-13	-51.83	-65.46	3.02	5.80	H
	3348	-63.47	-13	-50.47	-65.93	3.27	7.88	H
	1672	-67.92	-13	-54.92	-69.13	2.32	5.68	V
	2508	-65.25	-13	-52.25	-65.88	3.02	5.80	V
	3348	-63.78	-13	-50.78	-66.24	3.27	7.88	V

Remark: Spurious emissions within 30-1000MHz were found more than 20dB below limit line.

WCDMA Band II(RMC 12.2Kbps)								
Channel	Frequency (MHz)	EIRP (dBm)	Limit (dBm)	Over Limit (dB)	S.G. Power (dBm)	TX Cable loss (dB)	TX Antenna Gain (dBi)	Polarization (H/V)
Middle	3759	-62.74	-13	-49.74	-67.61	3.55	8.42	H
	5640	-59.95	-13	-46.95	-66.29	4.34	10.68	H
	7521	-54.93	-13	-41.93	-61.73	5.14	11.94	H
	3760	-61.99	-13	-48.99	-66.86	3.55	8.42	V
	5640	-60.06	-13	-47.06	-66.40	4.34	10.68	V
	7521	-54.73	-13	-41.73	-61.53	5.14	11.94	V

Remark: Spurious emissions within 30-1000MHz were found more than 20dB below limit line.

WCDMA Band IV(RMC 12.2Kbps)								
Channel	Frequency (MHz)	EIRP (dBm)	Limit (dBm)	Over Limit (dB)	S.G. Power (dBm)	TX Cable loss (dB)	TX Antenna Gain (dBi)	Polarization (H/V)
Middle	3465	-61.68	-13	-48.68	-66.40	3.41	8.13	H
	5196	-58.58	-13	-45.58	-64.59	4.195	10.20	H
	6930	-56.49	-13	-43.49	-62.94	4.91	11.36	H
	3462	-61.53	-13	-48.53	-66.25	3.413	8.13	V
	5197.8	-59.98	-13	-46.98	-65.99	4.195	10.20	V
	6930	-56.76	-13	-43.76	-63.21	4.911	11.36	V

Remark: Spurious emissions within 30-1000MHz were found more than 20dB below limit line.

CDMA BC0(1xRTT)								
Channel	Frequency (MHz)	ERP (dBm)	Limit (dBm)	Over Limit (dB)	S.G. Power (dBm)	TX Cable loss (dB)	TX Antenna Gain (dBi)	Polarization (H/V)
Middle	1672	-68.38	-13	-55.38	-69.59	2.32	5.68	H
	2508	-65.73	-13	-52.73	-66.36	3.02	5.80	H
	3348	-64.13	-13	-51.13	-66.59	3.27	7.88	H
	1672	-68.40	-13	-55.40	-69.61	2.32	5.68	V
	2509	-65.84	-13	-52.84	-66.47	3.02	5.80	V
	3348	-63.81	-13	-50.81	-66.27	3.27	7.88	V

Remark: Spurious emissions within 30-1000MHz were found more than 20dB below limit line.

CDMA BC1(1xRTT)								
Channel	Frequency (MHz)	EIRP (dBm)	Limit (dBm)	Over Limit (dB)	S.G. Power (dBm)	TX Cable loss (dB)	TX Antenna Gain (dBi)	Polarization (H/V)
Middle	3759	-60.66	-13	-47.66	-65.53	3.55	8.42	H
	5640	-58.50	-13	-45.50	-64.84	4.34	10.68	H
	7521	-54.97	-13	-41.97	-61.77	5.14	11.94	H
	3760	-62.31	-13	-49.31	-67.18	3.55	8.42	V
	5640	-59.89	-13	-46.89	-66.23	4.34	10.68	V
	7521	-54.41	-13	-41.41	-61.21	5.14	11.94	V

Remark: Spurious emissions within 30-1000MHz were found more than 20dB below limit line.