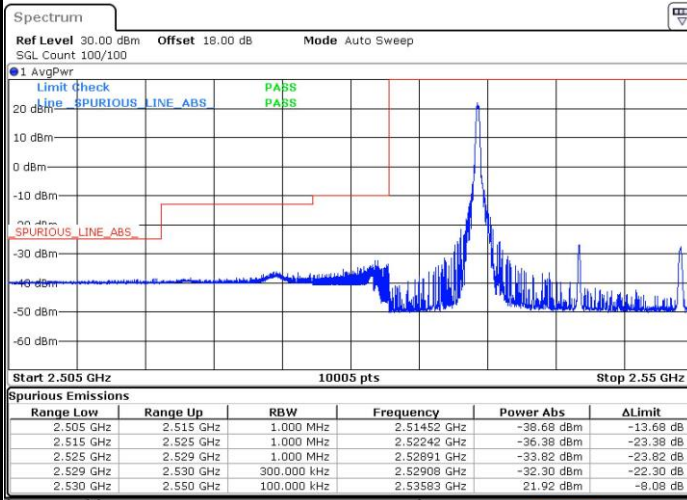




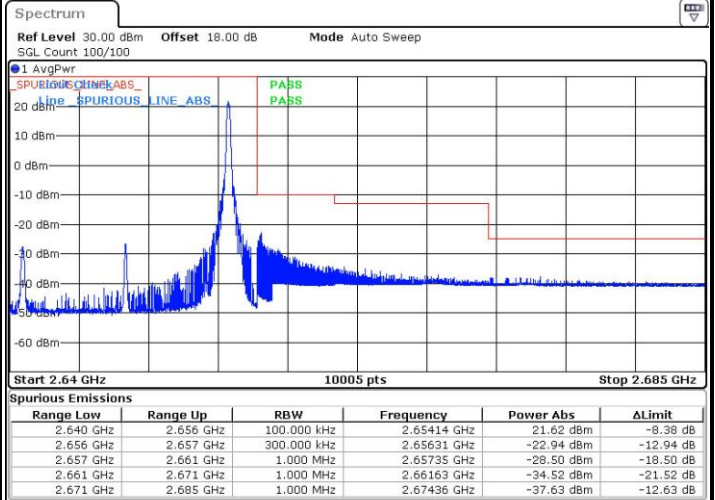
LTE Band 41 / 15MHz / 16QAM

Lowest Band Edge / 1 RB



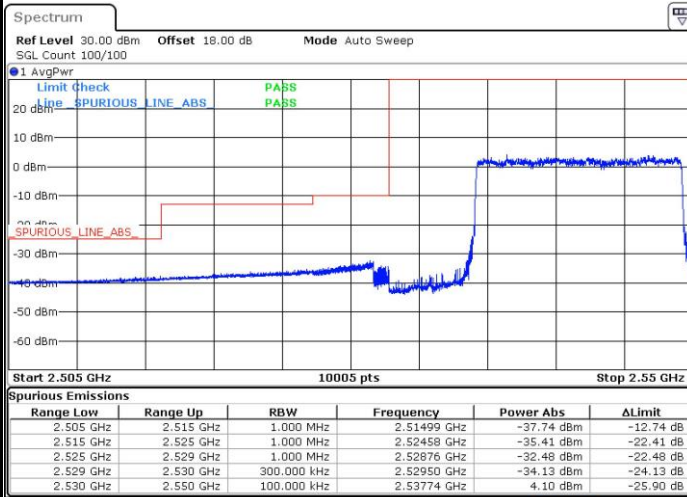
Date: 25_SEP.2018 16:05:57

Highest Band Edge / 1 RB



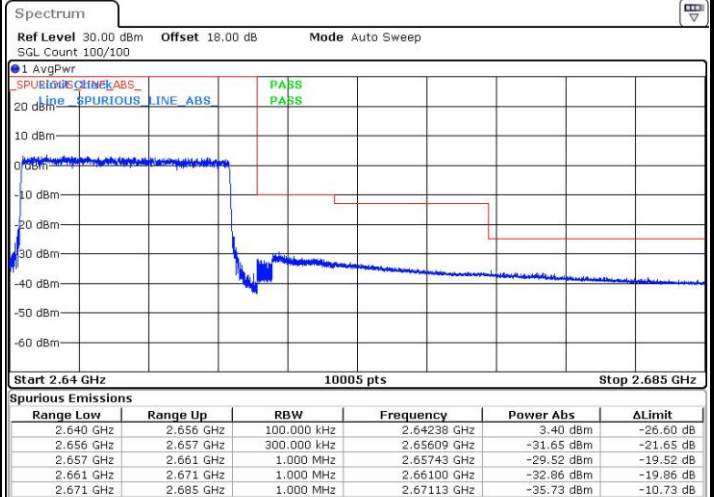
Date: 25_SEP.2018 16:12:25

Lowest Band Edge / Full RB



Date: 25_SEP.2018 16:07:27

Highest Band Edge / Full RB

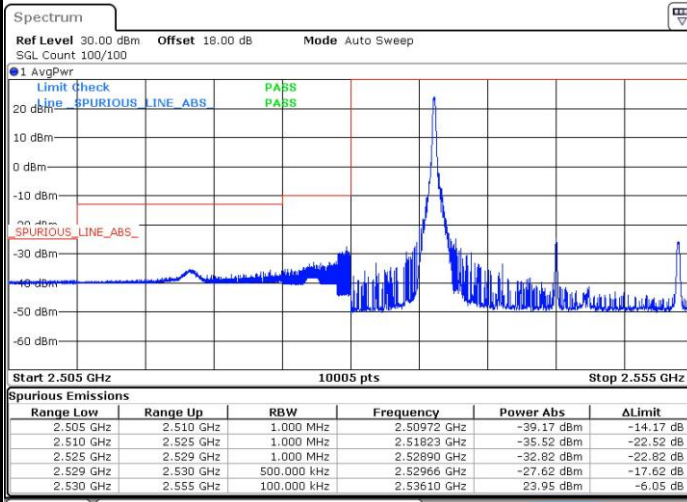


Date: 25_SEP.2018 16:13:43

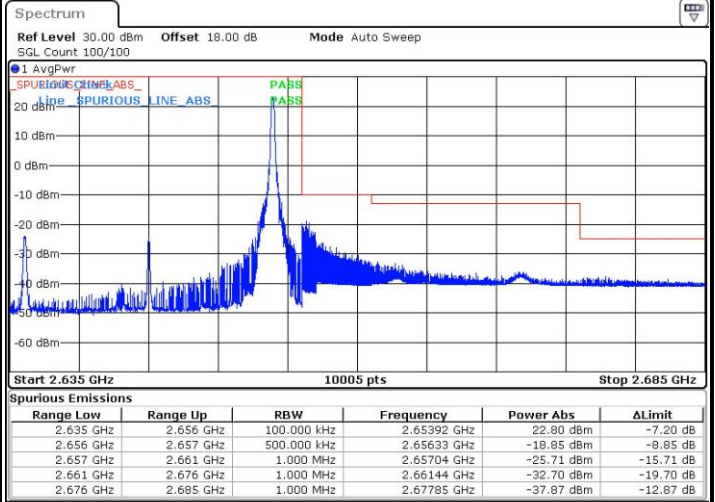


LTE Band 41 / 20MHz / QPSK

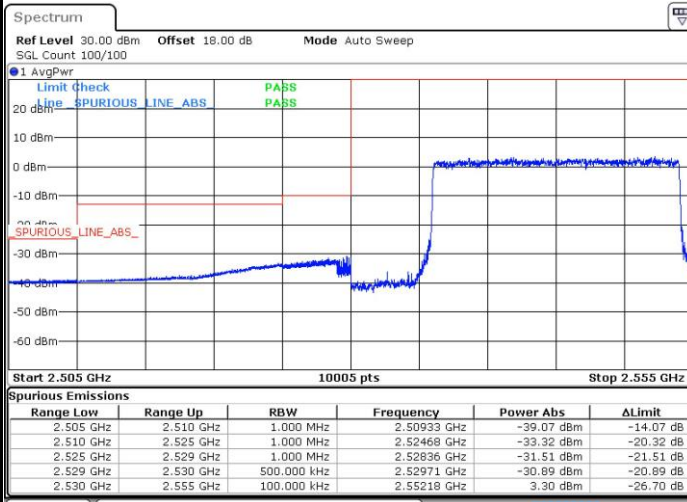
Lowest Band Edge / 1 RB



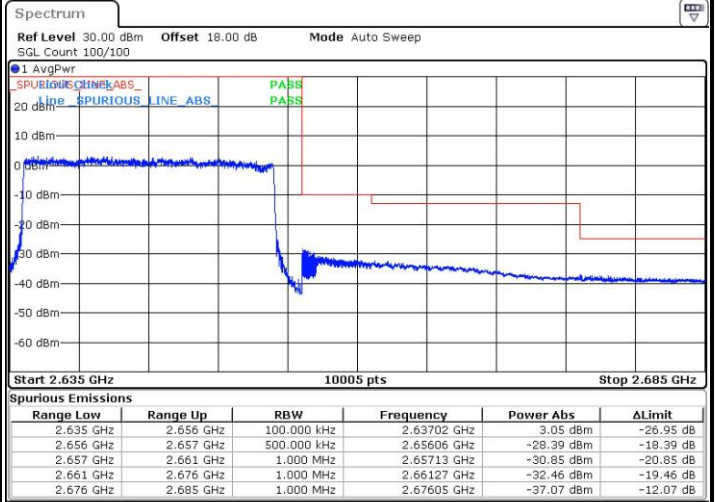
Highest Band Edge / 1 RB



Lowest Band Edge / Full RB



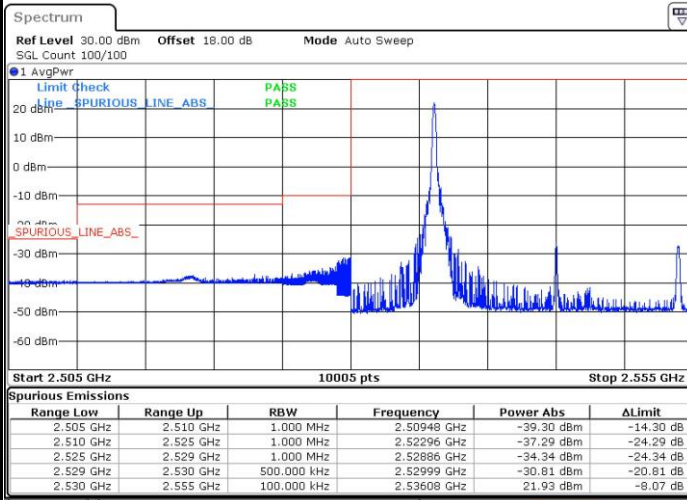
Highest Band Edge / Full RB





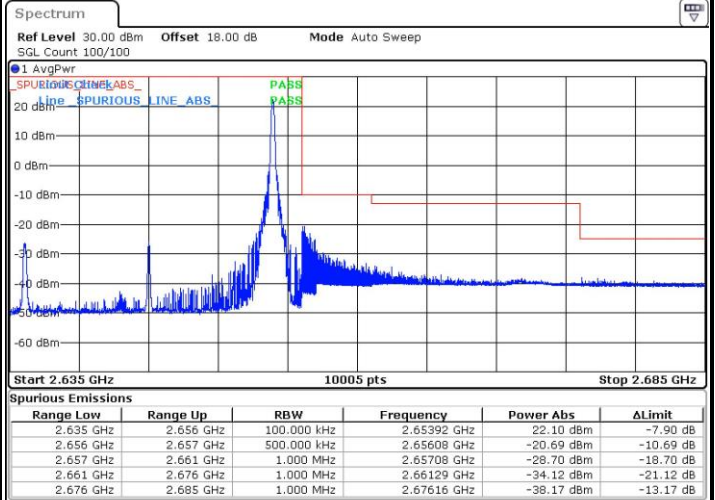
LTE Band 41 / 20MHz / 16QAM

Lowest Band Edge / 1 RB



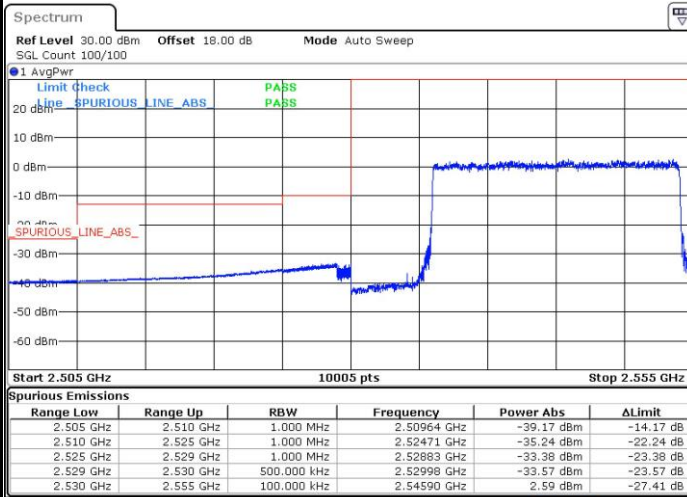
Date: 25_SEP.2018 16:17:01

Highest Band Edge / 1 RB



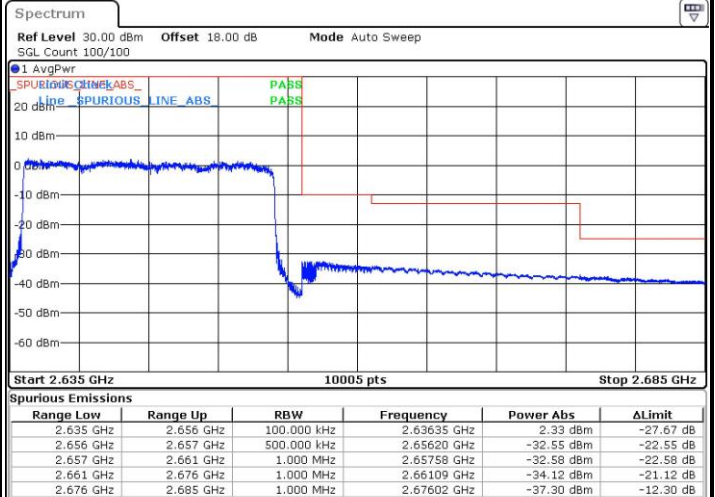
Date: 25_SEP.2018 16:23:29

Lowest Band Edge / Full RB



Date: 25_SEP.2018 16:18:31

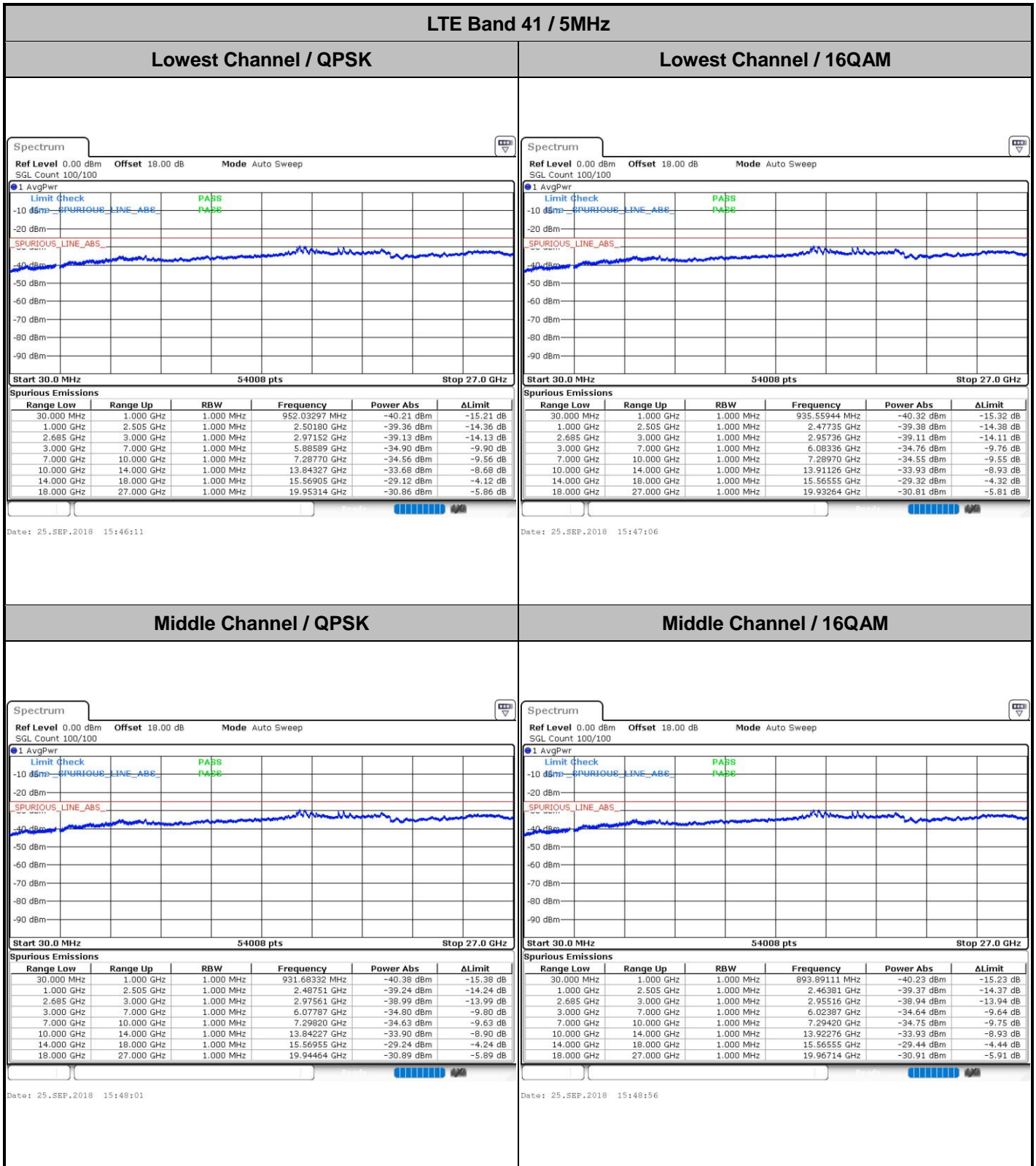
Highest Band Edge / Full RB



Date: 25_SEP.2018 16:24:09



Conducted Spurious Emission

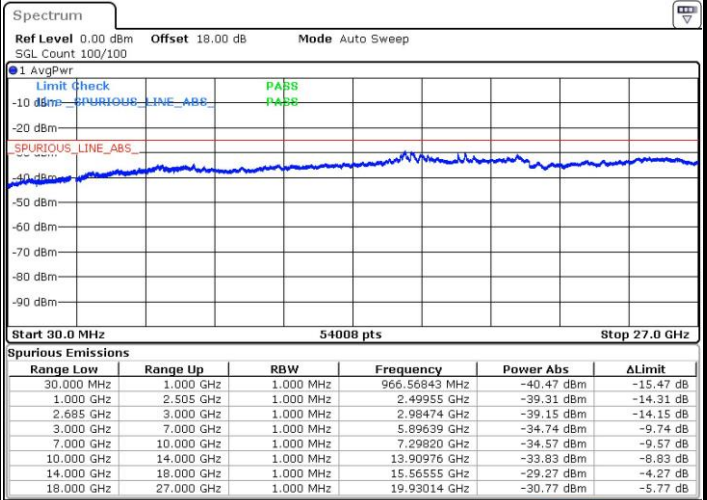
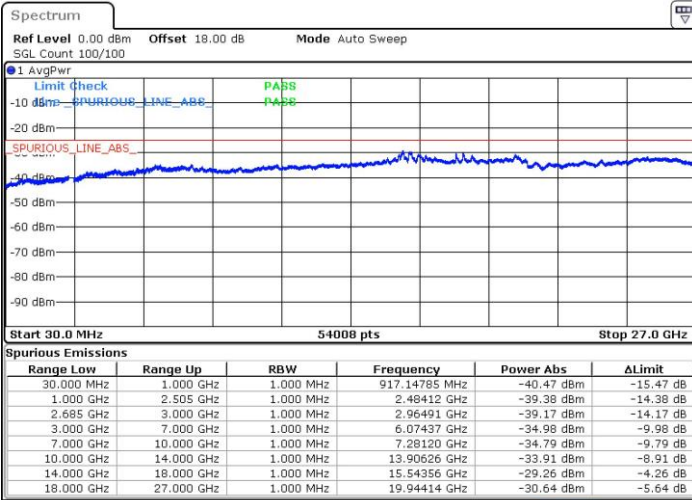




LTE Band 41 / 5MHz

Highest Channel / QPSK

Highest Channel / 16QAM



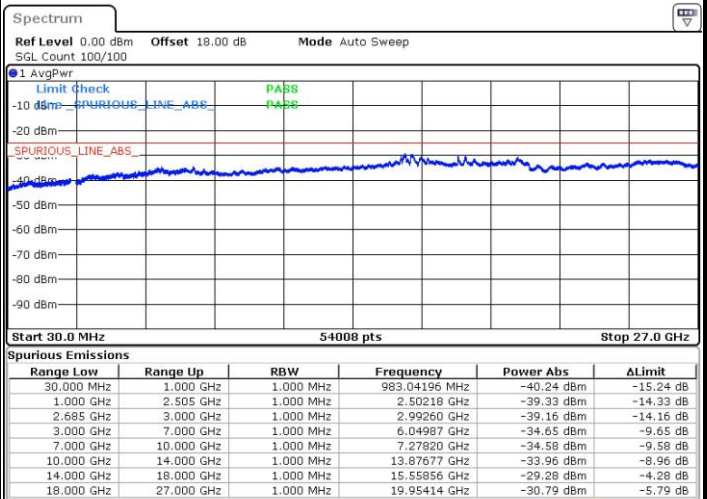
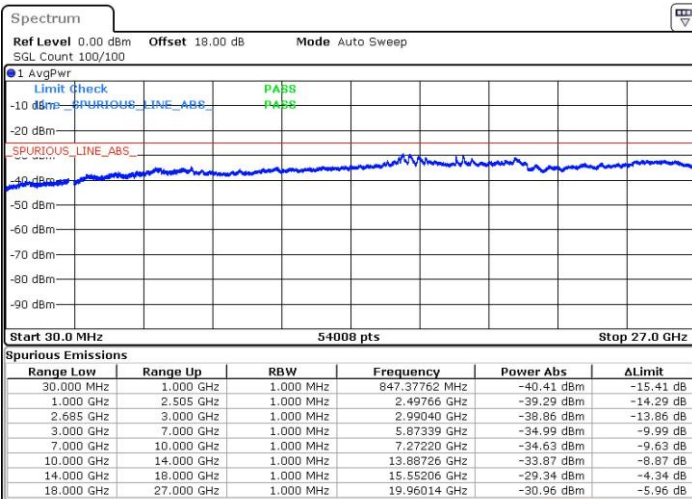
Date: 25.SEP.2018 15:52:27

Date: 25.SEP.2018 15:53:22

LTE Band 41 / 10MHz

Lowest Channel / QPSK

Lowest Channel / 16QAM



Date: 25.SEP.2018 15:57:16

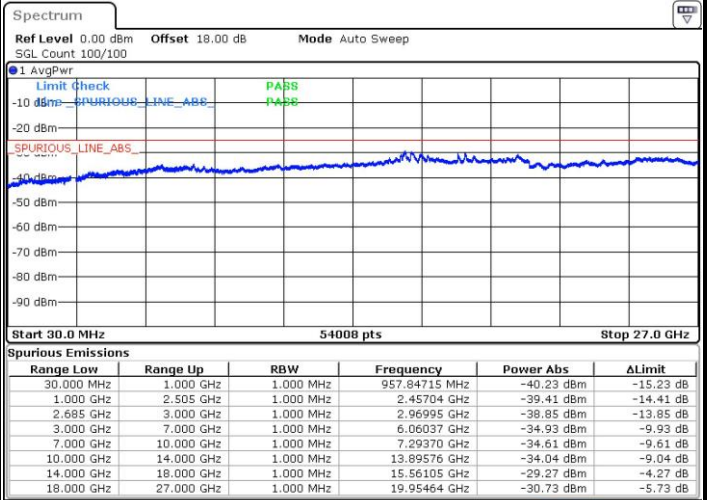
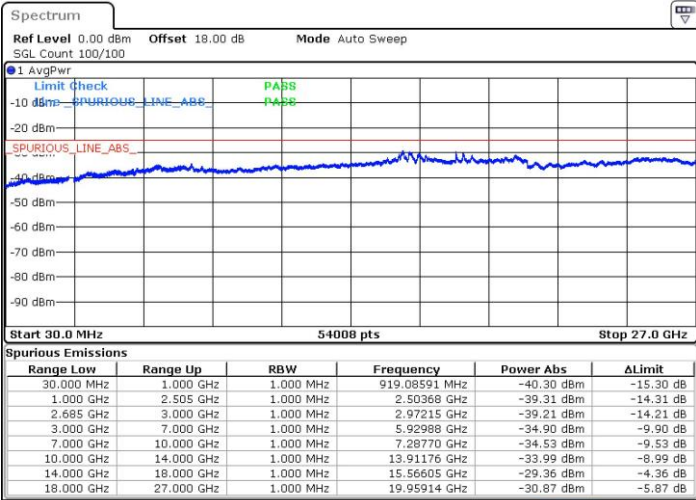
Date: 25.SEP.2018 15:58:11



LTE Band 41 / 10MHz

Middle Channel / QPSK

Middle Channel / 16QAM

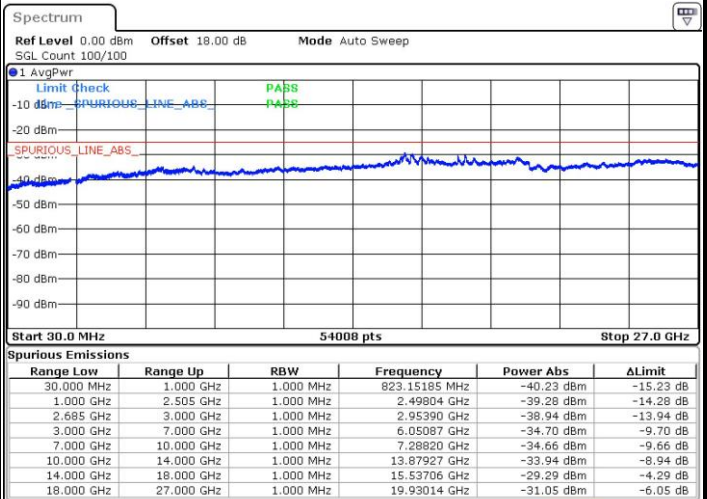
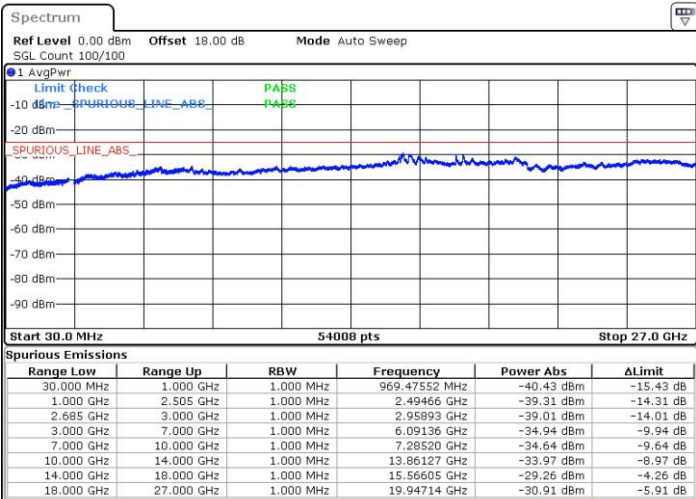


Date: 25.SEP.2018 15:59:06

Date: 25.SEP.2018 16:00:01

Highest Channel / QPSK

Highest Channel / 16QAM



Date: 25.SEP.2018 16:03:33

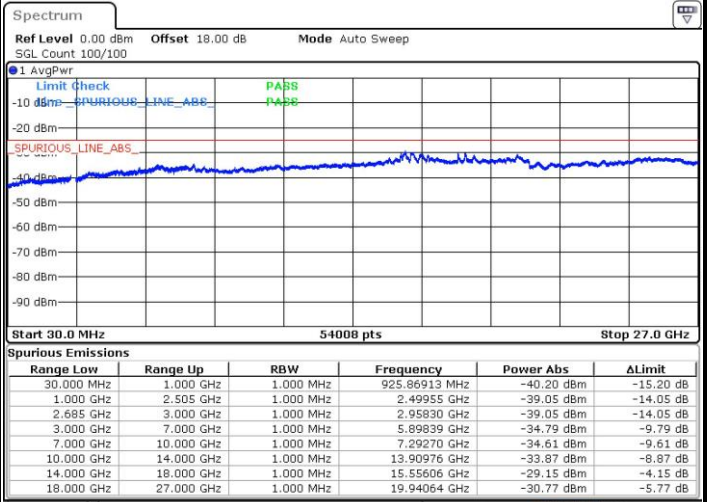
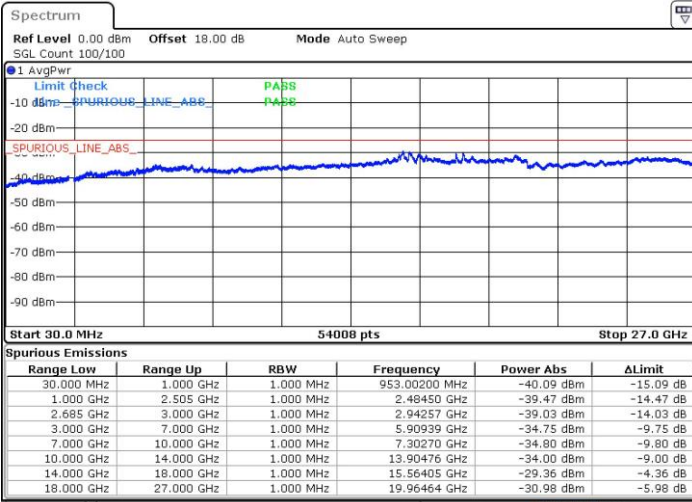
Date: 25.SEP.2018 16:04:27



LTE Band 41 / 15MHz

Lowest Channel / QPSK

Lowest Channel / 16QAM

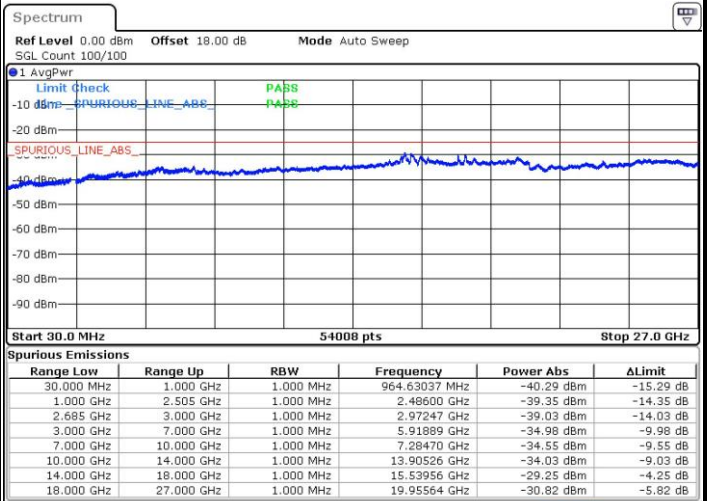
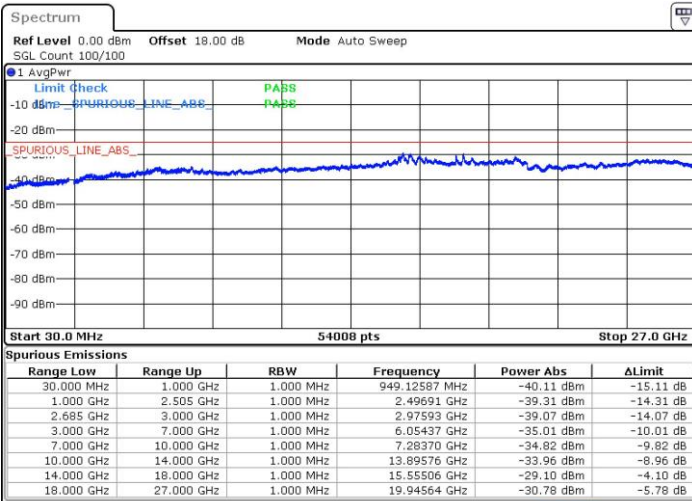


Date: 25.SEP.2018 16:08:21

Date: 25.SEP.2018 16:09:16

Middle Channel / QPSK

Middle Channel / 16QAM



Date: 25.SEP.2018 16:10:11

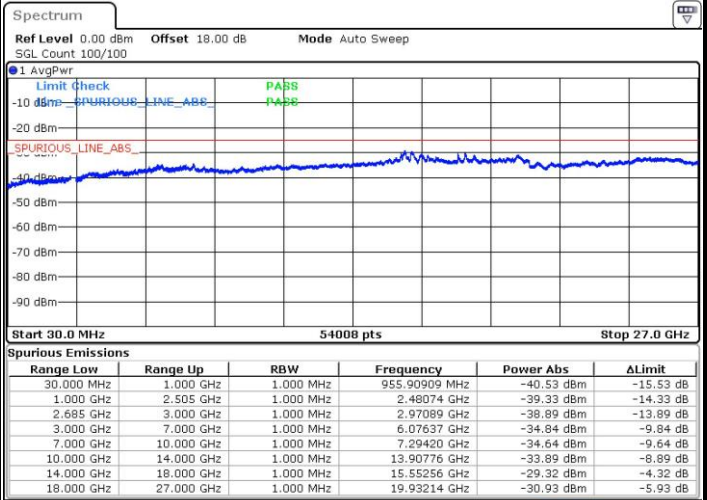
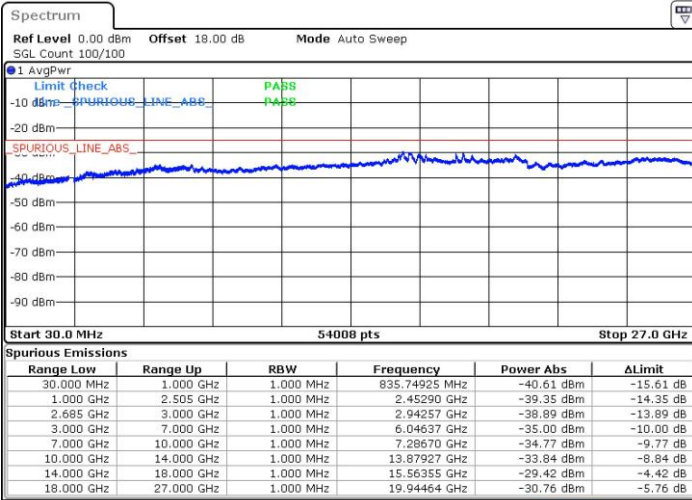
Date: 25.SEP.2018 16:11:06



LTE Band 41 / 15MHz

Highest Channel / QPSK

Highest Channel / 16QAM



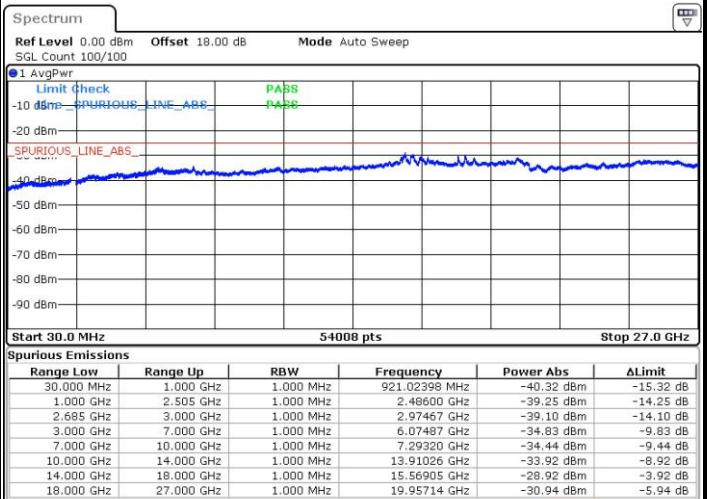
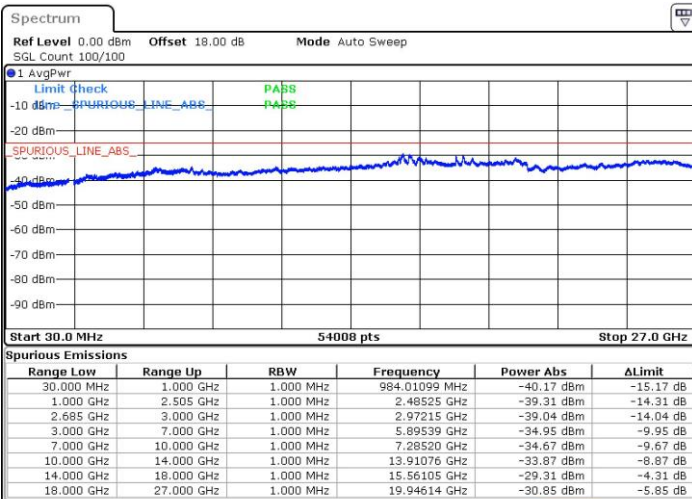
Date: 25.SEP.2018 16:14:37

Date: 25.SEP.2018 16:15:32

LTE Band 41 / 20MHz

Lowest Channel / QPSK

Lowest Channel / 16QAM



Date: 25.SEP.2018 16:19:25

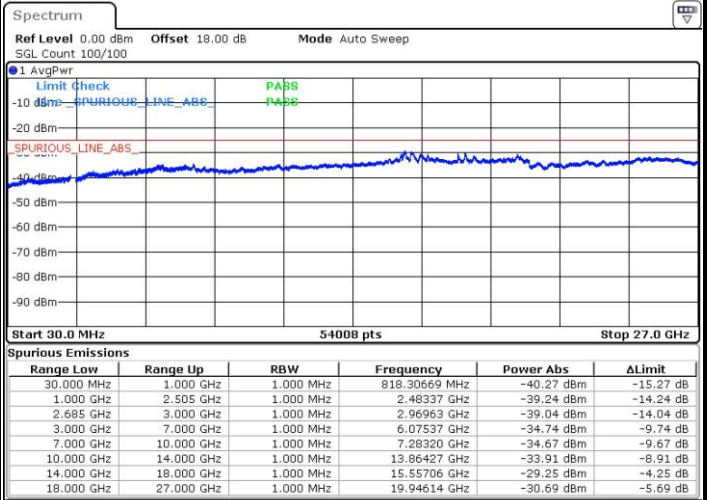
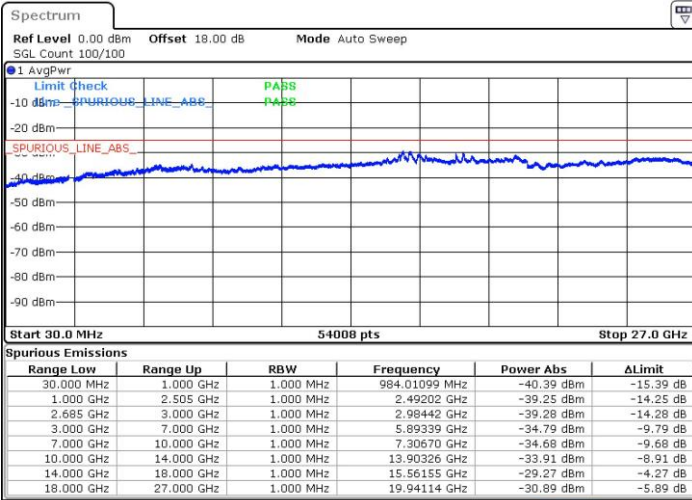
Date: 25.SEP.2018 16:20:20



LTE Band 41 / 20MHz

Middle Channel / QPSK

Middle Channel / 16QAM

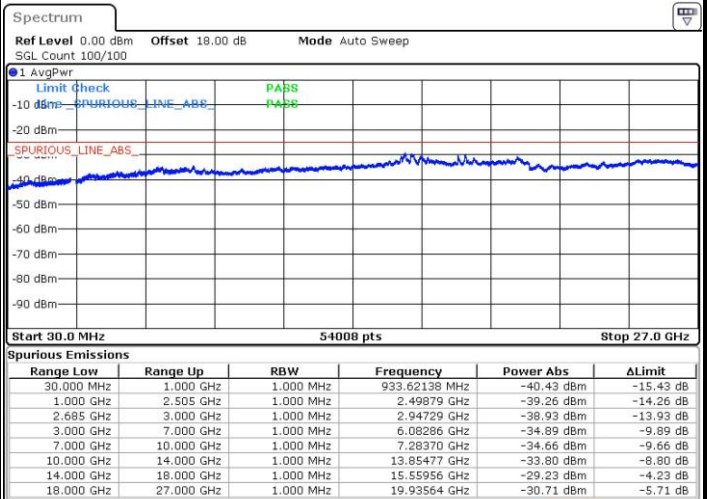
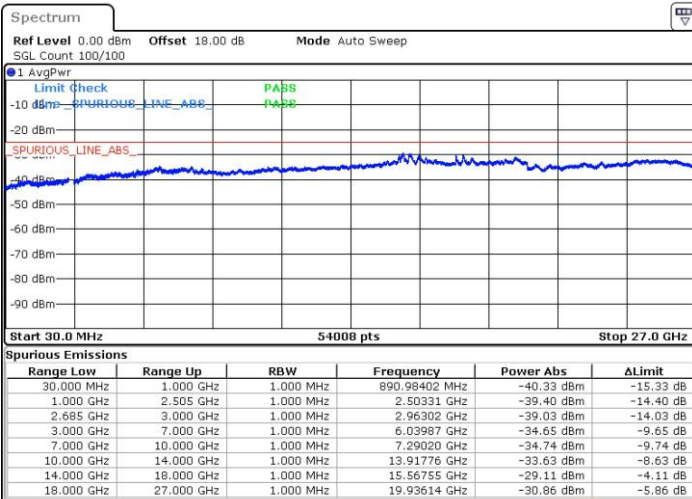


Date: 25.SEP.2018 16:21:16

Date: 25.SEP.2018 16:22:10

Highest Channel / QPSK

Highest Channel / 16QAM



Date: 25.SEP.2018 16:25:42

Date: 25.SEP.2018 16:26:37



Frequency Stability

Test Conditions		LTE Band 41 (QPSK) / Middle Channel	Limit
Temperature (°C)	Voltage (Volt)	BW 10MHz	Note 2.
		Deviation (ppm)	Result
50	Normal Voltage	0.0012	PASS
40	Normal Voltage	0.0014	
30	Normal Voltage	0.0012	
20(Ref.)	Normal Voltage	0.0000	
10	Normal Voltage	0.0001	
0	Normal Voltage	0.0002	
-10	Normal Voltage	0.0010	
-20	Normal Voltage	0.0002	
-30	Normal Voltage	0.0000	
20	Maximum Voltage	0.0002	
20	Normal Voltage	0.0000	
20	Battery End Point	0.0006	

Note:

1. Normal Voltage =3.8 V. ; Battery End Point (BEP) =3.4 V. ; Maximum Voltage =4.35 V.
2. Note: The frequency fundamental emissions stay within the authorized frequency block.



Appendix B. Test Results of ERP/EIRP and Radiated Test

ERP/EIRP

LTE Band 2 / 1.4MHz (Average) (GT - LC = 2 dB)							
Channel	Mode	RB		Conducted		EIRP	
		Size	Offset	Power (dBm)	Power (Watts)	EIRP(dBm)	EIRP(W)
Lowest	QPSK	1	0	22.42	0.1746	24.42	0.2767
Middle		1	0	22.16	0.1644	24.16	0.2606
Highest		1	0	22.31	0.1702	24.31	0.2698
Lowest	16QAM	1	0	22.21	0.1663	24.21	0.2636
Middle		1	0	21.79	0.1510	23.79	0.2393
Highest		1	0	22.08	0.1614	24.08	0.2559
Limit	EIRP < 2W			Result		PASS	

LTE Band 2 / 3MHz (Average) (GT - LC = 2 dB)							
Channel	Mode	RB		Conducted		EIRP	
		Size	Offset	Power (dBm)	Power (Watts)	EIRP(dBm)	EIRP(W)
Lowest	QPSK	1	8	22.38	0.1730	24.38	0.2742
Middle		1	8	22.02	0.1592	24.02	0.2523
Highest		1	8	22.30	0.1698	24.30	0.2692
Lowest	16QAM	1	0	22.27	0.1687	24.27	0.2673
Middle		1	0	21.88	0.1542	23.88	0.2443
Highest		1	0	22.13	0.1633	24.13	0.2588
Limit	EIRP < 2W			Result		PASS	

LTE Band 2 / 5MHz (Average) (GT - LC = 2 dB)							
Channel	Mode	RB		Conducted		EIRP	
		Size	Offset	Power (dBm)	Power (Watts)	EIRP(dBm)	EIRP(W)
Lowest	QPSK	1	24	22.36	0.1722	24.36	0.2729
Middle		1	24	22.02	0.1592	24.02	0.2523
Highest		1	24	22.26	0.1683	24.26	0.2667
Lowest	16QAM	1	0	22.22	0.1667	24.22	0.2642
Middle		1	0	21.98	0.1578	23.98	0.2500
Highest		1	0	22.21	0.1663	24.21	0.2636
Limit	EIRP < 2W			Result		PASS	



LTE Band 2 / 10MHz (Average) (GT - LC = 2 dB)							
Channel	Mode	RB		Conducted		EIRP	
		Size	Offset	Power (dBm)	Power (Watts)	EIRP(dBm)	EIRP(W)
Lowest	QPSK	1	25	22.47	0.1766	24.47	0.2799
Middle		1	25	22.09	0.1618	24.09	0.2564
Highest		1	25	22.22	0.1667	24.22	0.2642
Lowest	16QAM	1	0	22.03	0.1596	24.03	0.2529
Middle		1	0	21.85	0.1531	23.85	0.2427
Highest		1	0	22.12	0.1629	24.12	0.2582
Limit	EIRP < 2W			Result		PASS	

LTE Band 2 / 15MHz (Average) (GT - LC = 2 dB)							
Channel	Mode	RB		Conducted		EIRP	
		Size	Offset	Power (dBm)	Power (Watts)	EIRP(dBm)	EIRP(W)
Lowest	QPSK	1	0	22.61	0.1824	24.61	0.2891
Middle		1	0	22.30	0.1698	24.30	0.2692
Highest		1	0	22.40	0.1738	24.40	0.2754
Lowest	16QAM	1	0	22.35	0.1718	24.35	0.2723
Middle		1	0	22.19	0.1656	24.19	0.2624
Highest		1	0	22.34	0.1714	24.34	0.2716
Limit	EIRP < 2W			Result		PASS	

LTE Band 2 / 20MHz (Average) (GT - LC = 2 dB)							
Channel	Mode	RB		Conducted		EIRP	
		Size	Offset	Power (dBm)	Power (Watts)	EIRP(dBm)	EIRP(W)
Lowest	QPSK	1	0	22.40	0.1738	24.40	0.2754
Middle		1	0	22.18	0.1652	24.18	0.2618
Highest		1	0	22.25	0.1679	24.25	0.2661
Lowest	16QAM	1	0	22.19	0.1656	24.19	0.2624
Middle		1	0	22.07	0.1611	24.07	0.2553
Highest		1	0	22.19	0.1656	24.19	0.2624
Limit	EIRP < 2W			Result		PASS	



LTE Band 4 / 1.4MHz (Average) (GT - LC = 2 dB)							
Channel	Mode	RB		Conducted		EIRP	
		Size	Offset	Power (dBm)	Power (Watts)	EIRP(dBm)	EIRP(W)
Lowest	QPSK	3	0	22.69	0.1858	24.69	0.2944
Middle		3	0	22.42	0.1746	24.42	0.2767
Highest		3	0	22.81	0.1910	24.81	0.3027
Lowest	16QAM	1	3	22.52	0.1786	24.52	0.2831
Middle		1	3	22.32	0.1706	24.32	0.2704
Highest		1	3	22.63	0.1832	24.63	0.2904
Limit	EIRP < 1W			Result		PASS	

LTE Band 4 / 3MHz (Average) (GT - LC = 2 dB)							
Channel	Mode	RB		Conducted		EIRP	
		Size	Offset	Power (dBm)	Power (Watts)	EIRP(dBm)	EIRP(W)
Lowest	QPSK	1	14	22.57	0.1807	24.57	0.2864
Middle		1	14	22.39	0.1734	24.39	0.2748
Highest		1	14	22.82	0.1914	24.82	0.3034
Lowest	16QAM	1	14	22.41	0.1742	24.41	0.2761
Middle		1	14	22.28	0.1690	24.28	0.2679
Highest		1	14	22.59	0.1816	24.59	0.2877
Limit	EIRP < 1W			Result		PASS	

LTE Band 4 / 5MHz (Average) (GT - LC = 2 dB)							
Channel	Mode	RB		Conducted		EIRP	
		Size	Offset	Power (dBm)	Power (Watts)	EIRP(dBm)	EIRP(W)
Lowest	QPSK	1	24	22.62	0.1828	24.62	0.2897
Middle		1	24	22.52	0.1786	24.52	0.2831
Highest		1	24	22.83	0.1919	24.83	0.3041
Lowest	16QAM	1	24	22.33	0.1710	24.33	0.2710
Middle		1	24	22.26	0.1683	24.26	0.2667
Highest		1	24	22.73	0.1875	24.73	0.2972
Limit	EIRP < 1W			Result		PASS	



LTE Band 4 / 10MHz (Average) (GT - LC = 2 dB)							
Channel	Mode	RB		Conducted		EIRP	
		Size	Offset	Power (dBm)	Power (Watts)	EIRP(dBm)	EIRP(W)
Lowest	QPSK	1	0	22.42	0.1746	24.42	0.2767
Middle		1	0	22.69	0.1858	24.69	0.2944
Highest		1	0	22.46	0.1762	24.46	0.2793
Lowest	16QAM	1	25	22.36	0.1722	24.36	0.2729
Middle		1	25	22.15	0.1641	24.15	0.2600
Highest		1	25	22.45	0.1758	24.45	0.2786
Limit	EIRP < 1W			Result		PASS	

LTE Band 4 / 15MHz (Average) (GT - LC = 2 dB)							
Channel	Mode	RB		Conducted		EIRP	
		Size	Offset	Power (dBm)	Power (Watts)	EIRP(dBm)	EIRP(W)
Lowest	QPSK	1	0	22.81	0.1910	24.81	0.3027
Middle		1	0	22.50	0.1778	24.50	0.2818
Highest		1	0	22.32	0.1706	24.32	0.2704
Lowest	16QAM	1	0	22.29	0.1694	24.29	0.2685
Middle		1	0	22.90	0.1950	24.90	0.3090
Highest		1	0	22.69	0.1858	24.69	0.2944
Limit	EIRP < 1W			Result		PASS	

LTE Band 4 / 20MHz (Average) (GT - LC = 2 dB)							
Channel	Mode	RB		Conducted		EIRP	
		Size	Offset	Power (dBm)	Power (Watts)	EIRP(dBm)	EIRP(W)
Lowest	QPSK	1	99	22.50	0.1778	24.50	0.2818
Middle		1	99	22.63	0.1832	24.63	0.2904
Highest		1	99	22.91	0.1954	24.91	0.3097
Lowest	16QAM	1	0	22.52	0.1786	24.52	0.2831
Middle		1	0	22.31	0.1702	24.31	0.2698
Highest		1	0	21.96	0.1570	23.96	0.2489
Limit	EIRP < 1W			Result		PASS	



LTE Band 5 / 1.4MHz (Average) (GT - LC = 0 dB)							
Channel	Mode	RB		Conducted		ERP	
		Size	Offset	Power (dBm)	Power (Watts)	ERP(dBm)	ERP(W)
Lowest	QPSK	3	3	23.23	0.2104	21.08	0.1282
Middle		3	3	23.21	0.2094	21.06	0.1276
Highest		3	3	22.72	0.1871	20.57	0.1140
Lowest	16QAM	1	3	22.50	0.1778	20.35	0.1084
Middle		1	3	22.51	0.1782	20.36	0.1086
Highest		1	3	22.04	0.1600	19.89	0.0975
Limit	ERP < 7W			Result		PASS	

LTE Band 5 / 3MHz (Average) (GT - LC = 0 dB)							
Channel	Mode	RB		Conducted		ERP	
		Size	Offset	Power (dBm)	Power (Watts)	ERP(dBm)	ERP(W)
Lowest	QPSK	1	8	23.24	0.2109	21.09	0.1285
Middle		1	8	23.21	0.2094	21.06	0.1276
Highest		1	8	22.79	0.1901	20.64	0.1159
Lowest	16QAM	1	8	22.48	0.1770	20.33	0.1079
Middle		1	8	22.47	0.1766	20.32	0.1076
Highest		1	8	22.02	0.1592	19.87	0.0971
Limit	ERP < 7W			Result		PASS	

LTE Band 5 / 5MHz (Average) (GT - LC = 0 dB)							
Channel	Mode	RB		Conducted		ERP	
		Size	Offset	Power (dBm)	Power (Watts)	ERP(dBm)	ERP(W)
Lowest	QPSK	1	12	23.21	0.2094	21.06	0.1276
Middle		1	12	23.20	0.2089	21.05	0.1274
Highest		1	12	22.72	0.1871	20.57	0.1140
Lowest	16QAM	1	0	22.52	0.1786	20.37	0.1089
Middle		1	0	22.53	0.1791	20.38	0.1091
Highest		1	0	22.03	0.1596	19.88	0.0973
Limit	ERP < 7W			Result		PASS	



LTE Band 5 / 10MHz (Average) (GT - LC = 0 dB)							
Channel	Mode	RB		Conducted		ERP	
		Size	Offset	Power (dBm)	Power (Watts)	ERP(dBm)	ERP(W)
Lowest	QPSK	1	25	23.28	0.2128	21.13	0.1297
Middle		1	25	23.05	0.2018	20.90	0.1230
Highest		1	25	22.88	0.1941	20.73	0.1183
Lowest	16QAM	1	25	22.17	0.1648	20.02	0.1005
Middle		1	25	22.15	0.1641	20.00	0.1000
Highest		1	25	21.99	0.1581	19.84	0.0964
Limit	ERP < 7W			Result		PASS	



LTE Band 7 / 5MHz (Average) (GT - LC = 3 dB)							
Channel	Mode	RB		Conducted		EIRP	
		Size	Offset	Power (dBm)	Power (Watts)	EIRP(dBm)	EIRP(W)
Lowest	QPSK	1	24	22.69	0.1858	25.69	0.3707
Middle		1	24	22.99	0.1991	25.99	0.3972
Highest		1	24	23.04	0.2014	26.04	0.4018
Lowest	16QAM	1	0	22.28	0.1690	25.28	0.3373
Middle		1	0	22.22	0.1667	25.22	0.3327
Highest		1	0	22.35	0.1718	25.35	0.3428
Limit	EIRP < 2W			Result		PASS	

LTE Band 7 / 10MHz (Average) (GT - LC = 3 dB)							
Channel	Mode	RB		Conducted		EIRP	
		Size	Offset	Power (dBm)	Power (Watts)	EIRP(dBm)	EIRP(W)
Lowest	QPSK	1	25	23.05	0.2018	26.05	0.4027
Middle		1	25	22.90	0.1950	25.90	0.3890
Highest		1	25	22.98	0.1986	25.98	0.3963
Lowest	16QAM	1	25	22.25	0.1679	25.25	0.3350
Middle		1	25	22.16	0.1644	25.16	0.3281
Highest		1	25	22.30	0.1698	25.30	0.3388
Limit	EIRP < 2W			Result		PASS	

LTE Band 7 / 15MHz (Average) (GT - LC = 3 dB)							
Channel	Mode	RB		Conducted		EIRP	
		Size	Offset	Power (dBm)	Power (Watts)	EIRP(dBm)	EIRP(W)
Lowest	QPSK	1	74	22.78	0.1897	25.78	0.3784
Middle		1	74	22.76	0.1888	25.76	0.3767
Highest		1	74	22.90	0.1950	25.90	0.3890
Lowest	16QAM	1	0	22.28	0.1690	25.28	0.3373
Middle		1	0	22.27	0.1687	25.27	0.3365
Highest		1	0	22.36	0.1722	25.36	0.3436
Limit	EIRP < 2W			Result		PASS	



LTE Band 7 / 20MHz (Average) (GT - LC = 3 dB)							
Channel	Mode	RB		Conducted		EIRP	
		Size	Offset	Power (dBm)	Power (Watts)	EIRP(dBm)	EIRP(W)
Lowest	QPSK	1	0	22.91	0.1954	25.91	0.3899
Middle		1	0	22.80	0.1905	25.80	0.3802
Highest		1	0	22.73	0.1875	25.73	0.3741
Lowest	16QAM	1	0	21.96	0.1570	24.96	0.3133
Middle		1	0	21.78	0.1507	24.78	0.3006
Highest		1	0	22.01	0.1589	25.01	0.3170
Limit	EIRP < 2W			Result		PASS	



LTE Band 41 / 5MHz (Average) (GT - LC = 3 dB)							
Channel	Mode	RB		Conducted		EIRP	
		Size	Offset	Power (dBm)	Power (Watts)	EIRP(dBm)	EIRP(W)
Lowest	QPSK	1	0	23.61	0.2296	26.61	0.4581
Middle		1	0	23.49	0.2234	26.49	0.4457
Highest		1	0	23.65	0.2317	26.65	0.4624
Lowest	16QAM	1	0	21.78	0.1507	24.78	0.3006
Middle		1	0	21.71	0.1483	24.71	0.2958
Highest		1	0	21.61	0.1449	24.61	0.2891
Limit	EIRP < 2W			Result		PASS	

LTE Band 41 / 10MHz (Average) (GT - LC = 3 dB)							
Channel	Mode	RB		Conducted		EIRP	
		Size	Offset	Power (dBm)	Power (Watts)	EIRP(dBm)	EIRP(W)
Lowest	QPSK	1	25	23.66	0.2323	26.66	0.4634
Middle		1	25	23.78	0.2388	26.78	0.4764
Highest		1	25	23.48	0.2228	26.48	0.4446
Lowest	16QAM	1	25	21.76	0.1500	24.76	0.2992
Middle		1	25	21.76	0.1500	24.76	0.2992
Highest		1	25	21.57	0.1435	24.57	0.2864
Limit	EIRP < 2W			Result		PASS	

LTE Band 41 / 15MHz (Average) (GT - LC = 3 dB)							
Channel	Mode	RB		Conducted		EIRP	
		Size	Offset	Power (dBm)	Power (Watts)	EIRP(dBm)	EIRP(W)
Lowest	QPSK	1	37	23.90	0.2455	26.90	0.4898
Middle		1	37	23.80	0.2399	26.80	0.4786
Highest		1	37	23.40	0.2188	26.40	0.4365
Lowest	16QAM	1	0	22.28	0.1690	25.28	0.3373
Middle		1	0	22.05	0.1603	25.05	0.3199
Highest		1	0	21.91	0.1552	24.91	0.3097
Limit	EIRP < 2W			Result		PASS	



LTE Band 41 / 20MHz (Average) (GT - LC = 3 dB)							
Channel	Mode	RB		Conducted		EIRP	
		Size	Offset	Power (dBm)	Power (Watts)	EIRP(dBm)	EIRP(W)
Lowest	QPSK	1	99	23.78	0.2388	26.78	0.4764
Middle		1	99	23.95	0.2483	26.95	0.4955
Highest		1	99	23.34	0.2158	26.34	0.4305
Lowest	16QAM	1	0	21.93	0.1560	24.93	0.3112
Middle		1	0	22.20	0.1660	25.20	0.3311
Highest		1	0	21.66	0.1466	24.66	0.2924
Limit	EIRP < 2W			Result		PASS	



LTE Band 26 / 1.4MHz (Average) (GT - LC = 0 dB)							
Channel	Mode	RB		Conducted		ERP	
		Size	Offset	Power (dBm)	Power (Watts)	ERP(dBm)	ERP(W)
Lowest	QPSK	1	3	22.86	0.1932	20.71	0.1178
Middle		1	3	22.85	0.1928	20.70	0.1175
Highest		1	3	22.48	0.1770	20.33	0.1079
Lowest	16QAM	1	0	22.70	0.1862	20.55	0.1135
Middle		1	0	22.65	0.1841	20.50	0.1122
Highest		1	0	22.31	0.1702	20.16	0.1038
Limit	ERP < 7W			Result		PASS	

LTE Band 26 / 3MHz (Average) (GT - LC = 0 dB)							
Channel	Mode	RB		Conducted		ERP	
		Size	Offset	Power (dBm)	Power (Watts)	ERP(dBm)	ERP(W)
Lowest	QPSK	1	0	22.87	0.1936	20.72	0.1180
Middle		1	0	23.12	0.2051	20.97	0.1250
Highest		1	0	22.66	0.1845	20.51	0.1125
Lowest	16QAM	1	0	22.31	0.1702	20.16	0.1038
Middle		1	0	22.35	0.1718	20.20	0.1047
Highest		1	0	21.87	0.1538	19.72	0.0938
Limit	ERP < 7W			Result		PASS	

LTE Band 26 / 5MHz (Average) (GT - LC = 0 dB)							
Channel	Mode	RB		Conducted		ERP	
		Size	Offset	Power (dBm)	Power (Watts)	ERP(dBm)	ERP(W)
Lowest	QPSK	1	24	23.08	0.2032	20.93	0.1239
Middle		1	24	23.05	0.2018	20.90	0.1230
Highest		1	24	22.69	0.1858	20.54	0.1132
Lowest	16QAM	1	0	22.29	0.1694	20.14	0.1033
Middle		1	0	22.39	0.1734	20.24	0.1057
Highest		1	0	21.99	0.1581	19.84	0.0964
Limit	ERP < 7W			Result		PASS	



LTE Band 26 / 10MHz (Average) (GT - LC = 0 dB)							
Channel	Mode	RB		Conducted		ERP	
		Size	Offset	Power (dBm)	Power (Watts)	ERP(dBm)	ERP(W)
Lowest	QPSK	1	25	23.01	0.2000	20.86	0.1219
Middle		1	25	23.00	0.1995	20.85	0.1216
Highest		1	25	22.67	0.1849	20.52	0.1127
Lowest	16QAM	1	49	21.84	0.1528	19.69	0.0931
Middle		1	49	21.83	0.1524	19.68	0.0929
Highest		1	49	22.78	0.1897	20.63	0.1156
Limit	ERP < 7W			Result		PASS	

LTE Band 26 / 15MHz (Average) (GT - LC = 0 dB)							
Channel	Mode	RB		Conducted		ERP	
		Size	Offset	Power (dBm)	Power (Watts)	ERP(dBm)	ERP(W)
Lowest	QPSK	1	37	23.24	0.2109	21.09	0.1285
Middle		1	37	23.01	0.2000	20.86	0.1219
Highest		1	37	22.80	0.1905	20.65	0.1161
Lowest	16QAM	1	0	22.43	0.1750	20.28	0.1067
Middle		1	0	22.58	0.1811	20.43	0.1104
Highest		1	0	22.08	0.1614	19.93	0.0984
Limit	ERP < 7W			Result		PASS	



LTE Band 38 / 5MHz (Peak) (GT - LC = 3 dB)							
Channel	Mode	RB		Conducted		EIRP	
		Size	Offset	Power (dBm)	Power (Watts)	EIRP(dBm)	EIRP(W)
Lowest	QPSK	1	0	22.86	0.1932	25.86	0.3855
Middle		1	0	22.95	0.1972	25.95	0.3936
Highest		1	0	22.86	0.1932	25.86	0.3855
Lowest	16QAM	1	0	22.13	0.1633	25.13	0.3258
Middle		1	0	21.97	0.1574	24.97	0.3141
Highest		1	0	21.81	0.1517	24.81	0.3027
Limit	EIRP < 2W			Result		PASS	

LTE Band 38 / 10MHz (Peak) (GT - LC = 3 dB)							
Channel	Mode	RB		Conducted		EIRP	
		Size	Offset	Power (dBm)	Power (Watts)	EIRP(dBm)	EIRP(W)
Lowest	QPSK	1	0	22.92	0.1959	25.92	0.3908
Middle		1	0	22.81	0.1910	25.81	0.3811
Highest		1	0	22.70	0.1862	25.70	0.3715
Lowest	16QAM	1	25	22.08	0.1614	25.08	0.3221
Middle		1	25	21.94	0.1563	24.94	0.3119
Highest		1	25	21.75	0.1496	24.75	0.2985
Limit	EIRP < 2W			Result		PASS	

LTE Band 38 / 15MHz (Peak) (GT - LC = 3 dB)							
Channel	Mode	RB		Conducted		EIRP	
		Size	Offset	Power (dBm)	Power (Watts)	EIRP(dBm)	EIRP(W)
Lowest	QPSK	1	74	23.20	0.2089	26.20	0.4169
Middle		1	74	22.96	0.1977	25.96	0.3945
Highest		1	74	22.85	0.1928	25.85	0.3846
Lowest	16QAM	1	74	22.17	0.1648	25.17	0.3289
Middle		1	74	22.07	0.1611	25.07	0.3214
Highest		1	74	21.96	0.1570	24.96	0.3133
Limit	EIRP < 2W			Result		PASS	



LTE Band 38 / 20MHz (Peak) (GT - LC = 3 dB)							
Channel	Mode	RB		Conducted		EIRP	
		Size	Offset	Power (dBm)	Power (Watts)	EIRP(dBm)	EIRP(W)
Lowest	QPSK	1	0	22.46	0.1762	25.46	0.3516
Middle		1	0	22.60	0.1820	25.60	0.3631
Highest		1	0	22.95	0.1972	25.95	0.3936
Lowest	16QAM	1	0	22.22	0.1667	25.22	0.3327
Middle		1	0	22.13	0.1633	25.13	0.3258
Highest		1	0	22.09	0.1618	25.09	0.3228
Limit	EIRP < 2W			Result		PASS	



Radiated Spurious Emission

LTE Band 2

LTE Band 2 / 15MHz / QPSK									
Channel	Frequency (MHz)	EIRP (dBm)	Limit (dBm)	Over Limit (dB)	SPA Reading (dBm)	S.G. Power (dBm)	TX Cable loss (dB)	TX Antenna Gain (dBi)	Polarization (H/V)
Lowest	3702	-58.88	-13	-45.88	-79.85	-65.45	1.67	8.24	H
	5550	-54.72	-13	-41.72	-80.03	-61.79	2.65	9.72	H
	7404	-52.26	-13	-39.26	-79.44	-61.41	2.46	11.61	H
									H
									H
									H
	3702	-58.99	-13	-45.99	-79.95	-65.56	1.67	8.24	V
	5550	-54.62	-13	-41.62	-79.9	-61.69	2.65	9.72	V
	7404	-52.20	-13	-39.20	-79.59	-61.35	2.46	11.61	V
									V
									V
									V
Middle	3744	-57.96	-13	-44.96	-78.89	-64.57	1.68	8.29	H
	5622	-53.41	-13	-40.41	-78.87	-60.46	2.70	9.75	H
	7494	-51.17	-13	-38.17	-78.39	-60.53	2.43	11.79	H
									H
									H
									H
	3744	-57.68	-13	-44.68	-78.62	-64.29	1.68	8.29	V
	5622	-53.38	-13	-40.38	-78.83	-60.43	2.70	9.75	V
	7494	-51.01	-13	-38.01	-78.47	-60.37	2.43	11.79	V
									V
									V
									V



Highest	3792	-58.02	-13	-45.02	-78.9	-64.67	1.70	8.35	H
	5700	-52.83	-13	-39.83	-78.44	-59.87	2.74	9.78	H
	7584	-50.65	-13	-37.65	-78.11	-60.1	2.40	11.85	H
									H
									H
									H
									H
	3792	-58.11	-13	-45.11	-79.03	-64.76	1.70	8.35	V
	5700	-53.16	-13	-40.16	-78.76	-60.2	2.74	9.78	V
	7584	-50.69	-13	-37.69	-78.4	-60.14	2.40	11.85	V
									V
									V
									V
									V

Remark: Spurious emissions within 30-1000MHz were found more than 20dB below limit line.



LTE Band 4

LTE Band 4 / 20MHz / QPSK									
Channel	Frequency (MHz)	EIRP (dBm)	Limit (dBm)	Over Limit (dB)	SPA Reading (dBm)	S.G. Power (dBm)	TX Cable loss (dB)	TX Antenna Gain (dBi)	Polarization (H/V)
Lowest	3456	-56.77	-13	-43.77	-77.68	-62.99	1.59	7.81	H
	5184	-44.22	-13	-31.22	-68.59	-51.48	2.44	9.70	H
	6918	-52.10	-13	-39.10	-79	-60.18	2.62	10.70	H
									H
									H
									H
									H
	3456	-57.40	-13	-44.40	-78.28	-63.62	1.59	7.81	V
	5184	-47.41	-13	-34.41	-71.64	-54.67	2.44	9.70	V
	6918	-51.89	-13	-38.89	-78.79	-59.97	2.62	10.70	V
									V
									V
									V
									V
Middle	3480	-57.42	-13	-44.42	-78.5	-63.73	1.60	7.91	H
	5226	-47.19	-13	-34.19	-71.7	-54.42	2.47	9.70	H
	6966	-52.03	-13	-39.03	-78.98	-60.19	2.60	10.76	H
									H
									H
									H
									H
	3480	-57.20	-13	-44.20	-78.17	-63.51	1.60	7.91	V
	5226	-48.98	-13	-35.98	-73.36	-56.21	2.47	9.70	V
	6966	-52.36	-13	-39.36	-79.34	-60.52	2.60	10.76	V
									V
									V
									V
									V



Highest	3510	-57.10	-13	-44.10	-78.24	-63.5	1.61	8.01	H
	5262	-43.88	-13	-30.88	-68.46	-51.09	2.49	9.70	H
	7014	-51.46	-13	-38.46	-78.45	-59.7	2.59	10.83	H
									H
									H
									H
									H
	3510	-57.63	-13	-44.63	-78.63	-64.03	1.61	8.01	V
	5262	-50.10	-13	-37.10	-74.58	-57.31	2.49	9.70	V
	7014	-51.76	-13	-38.76	-78.81	-60	2.59	10.83	V
									V
									V
									V
									V

Remark: Spurious emissions within 30-1000MHz were found more than 20dB below limit line.



LTE Band 5

LTE Band 5 / 10MHz / QPSK									
Channel	Frequency (MHz)	ERP (dBm)	Limit (dBm)	Over Limit (dB)	SPA Reading (dBm)	S.G. Power (dBm)	TX Cable loss (dB)	TX Antenna Gain (dBi)	Polarization (H/V)
Lowest	1656	-60.07	-13	-47.07	-72.55	-61.8	0.98	4.86	H
	2488	-52.17	-13	-39.17	-69.77	-54.1	1.29	5.36	H
	3320	-58.47	-13	-45.47	-78.17	-61.98	1.55	7.21	H
									H
									H
									H
									H
	1656	-48.17	-13	-35.17	-74.12	-49.9	0.98	4.86	V
	2488	-38.90	-13	-25.90	-69.95	-40.83	1.29	5.36	V
	3320	-45.19	-13	-32.19	-78.17	-48.7	1.55	7.21	V
									V
									V
									V
									V
Middle	1672	-63.72	-13	-50.72	-76.34	-65.4	0.99	4.82	H
	2512	-50.73	-13	-37.73	-68.35	-52.7	1.29	5.41	H
	3344	-58.60	-13	-45.60	-78.46	-62.21	1.56	7.31	H
									H
									H
									H
									H
	1672	-62.80	-13	-49.80	-75.88	-64.48	0.99	4.82	V
	2512	-55.74	-13	-42.74	-73.82	-57.71	1.29	5.41	V
	3344	-58.35	-13	-45.35	-78.42	-61.96	1.56	7.31	V
									V
									V
									V
									V



Highest	1688	-57.37	-13	-44.37	-69.99	-59	1.00	4.77	H
	2536	-51.30	-13	-38.30	-68.92	-53.28	1.30	5.43	H
	3376	-58.15	-13	-45.15	-78.19	-61.89	1.57	7.45	H
									H
									H
									H
									H
	1688	-57.00	-13	-44.00	-70.08	-58.63	1.00	4.77	V
	2536	-53.21	-13	-40.21	-71.32	-55.19	1.30	5.43	V
	3376	-58.16	-13	-45.16	-78.33	-61.9	1.57	7.45	V
									V
									V
									V
									V

Remark: Spurious emissions within 30-1000MHz were found more than 20dB below limit line.



LTE Band 26

LTE Band 26 / 5MHz / QPSK									
Channel	Frequency (MHz)	ERP (dBm)	Limit (dBm)	Over Limit (dB)	SPA Reading (dBm)	S.G. Power (dBm)	TX Cable loss (dB)	TX Antenna Gain (dBi)	Polarization (H/V)
Lowest	1656	-61.27	-13	-48.27	-73.72	-63	0.98	4.86	H
	2488	-38.96	-13	-25.96	-56.55	-40.89	1.29	5.36	H
	3320	-57.32	-13	-44.32	-77.29	-60.83	1.55	7.21	H
									H
									H
									H
									H
	1656	-61.81	-13	-48.81	-74.78	-63.54	0.98	4.86	V
	2488	-42.79	-13	-29.79	-60.95	-44.72	1.29	5.36	V
	3320	-57.57	-13	-44.57	-77.42	-61.08	1.55	7.21	V
									V
									V
									V
									V
Middle	1680	-60.71	-13	-47.71	-73.24	-62.36	0.99	4.80	H
	2520	-53.35	-13	-40.35	-70.92	-55.32	1.30	5.42	H
	3352	-57.89	-13	-44.89	-77.67	-61.53	1.56	7.35	H
									H
									H
									H
									H
	1680	-62.21	-13	-49.21	-75.23	-63.86	0.99	4.80	V
	2520	-48.32	-13	-35.32	-66.35	-50.29	1.30	5.42	V
	3352	-57.74	-13	-44.74	-77.83	-61.38	1.56	7.35	V
									V
									V
									V
									V



Highest	1696	-61.68	-13	-48.68	-74.45	-63.28	1.00	4.75	H
	2544	-35.48	-13	-22.48	-53.1	-37.46	1.30	5.44	H
	3400	-57.59	-13	-44.59	-77.68	-61.43	1.57	7.56	H
									H
									H
									H
									H
	1696	-62.72	-13	-49.72	-75.91	-64.32	1.00	4.75	V
	2544	-52.88	-13	-39.88	-71	-54.86	1.30	5.44	V
	3400	-57.83	-13	-44.83	-77.9	-61.67	1.57	7.56	V
									V
									V
									V
									V

Remark: Spurious emissions within 30-1000MHz were found more than 20dB below limit line.



LTE Band 26 / 15MHz / QPSK									
Channel	Frequency (MHz)	ERP (dBm)	Limit (dBm)	Over Limit (dB)	SPA Reading (dBm)	S.G. Power (dBm)	TX Cable loss (dB)	TX Antenna Gain (dBi)	Polarization (H/V)
Lowest	1664	-61.11	-13	-48.11	-73.61	-62.82	0.98	4.84	H
	2496	-49.16	-13	-36.16	-66.7	-51.11	1.29	5.39	H
	3328	-57.47	-13	-44.47	-77.25	-61.01	1.55	7.24	H
									H
									H
									H
									H
	1664	-59.83	-13	-46.83	-72.67	-61.54	0.98	4.84	V
	2496	-36.54	-13	-23.54	-54.54	-38.49	1.29	5.39	V
	3328	-57.35	-13	-44.35	-77.37	-60.89	1.55	7.24	V
									V
									V
									V
									V
Middle	1672	-62.64	-13	-49.64	-75.23	-64.32	0.99	4.82	H
	2512	-49.49	-13	-36.49	-67.08	-51.46	1.29	5.41	H
	3344	-57.91	-13	-44.91	-77.84	-61.52	1.56	7.31	H
									H
									H
									H
									H
	1672	-62.68	-13	-49.68	-75.72	-64.36	0.99	4.82	V
	2512	-50.03	-13	-37.03	-68.1	-52	1.29	5.41	V
	3344	-57.71	-13	-44.71	-77.82	-61.32	1.56	7.31	V
									V
									V
									V
									V



Highest	1680	-61.47	-13	-48.47	-74.1	-63.12	0.99	4.80	H
	2528	-35.18	-13	-22.18	-52.79	-37.15	1.30	5.42	H
	3368	-57.43	-13	-44.43	-77.36	-61.14	1.56	7.42	H
									H
									H
									H
									H
	1680	-61.16	-13	-48.16	-74.13	-62.81	0.99	4.80	V
	2528	-37.16	-13	-24.16	-55.24	-39.13	1.30	5.42	V
	3368	-57.35	-13	-44.35	-77.49	-61.06	1.56	7.42	V
									V
									V
									V
									V

Remark: Spurious emissions within 30-1000MHz were found more than 20dB below limit line.



LTE Band 7

LTE Band 7 / 20MHz / QPSK									
Channel	Frequency (MHz)	EIRP (dBm)	Limit (dBm)	Over Limit (dB)	SPA Reading (dBm)	S.G. Power (dBm)	TX Cable loss (dB)	TX Antenna Gain (dBi)	Polarization (H/V)
Lowest	5004	-56.10	-25	-31.10	-80.04	-63.46	2.34	9.70	H
	7500	-52.57	-25	-27.57	-79.79	-61.94	2.43	11.80	H
	10008	-46.80	-25	-21.80	-78.47	-56.31	2.70	12.20	H
									H
									H
									H
									H
	5004	-56.30	-25	-31.30	-80.05	-63.660696	2.34	9.70	V
	7500	-52.12	-25	-27.12	-79.58	-61.49075	2.43	11.80	V
	10008	-47.30	-25	-22.30	-78.9	-56.806276	2.70	12.20	V
									V
									V
									V
									V
Middle	5052	-56.04	-25	-31.04	-80.07	-63.37	2.37	9.70	H
	7578	-51.92	-25	-26.92	-79.38	-61.36	2.40	11.85	H
	10098	-47.24	-25	-22.24	-79.14	-56.78	2.70	12.24	H
									H
									H
									H
									H
	5052	-56.26	-25	-31.26	-80.11	-63.59	2.37	9.70	V
	7578	-51.24	-25	-26.24	-78.95	-60.68	2.40	11.85	V
	10098	-47.53	-25	-22.53	-79.35	-57.07	2.70	12.24	V
									V
									V
									V
									V



Highest	5100	-55.47	-25	-30.47	-79.63	-62.78	2.39	9.70	H
	7656	-50.78	-25	-25.78	-78.46	-60.29	2.38	11.89	H
	10206	-47.30	-25	-22.30	-79.48	-56.89	2.70	12.28	H
									H
									H
									H
									H
	5100	-55.89	-25	-30.89	-79.89	-63.2	2.39	9.70	V
	7656	-50.58	-25	-25.58	-78.53	-60.09	2.38	11.89	V
	10206	-47.57	-25	-22.57	-79.65	-57.16	2.70	12.28	V
									V
									V
									V
									V

Remark: Spurious emissions within 30-1000MHz were found more than 20dB below limit line.



LTE Band 38

LTE Band 38 / 15MHz / QPSK										
Channel	Frequency (MHz)	EIRP (dBm)	Limit (dBm)	Over Limit (dB)	SPA Reading (dBm)	S.G. Power (dBm)	TX Cable loss (dB)	TX Antenna Gain (dBi)	Polarization (H/V)	
Lowest	5166	-47.06	-25	-22.06	-71.39	-54.327384	2.43	9.70	H	
	7752	-36.96	-25	-11.96	-64.87	-46.56322	2.35	11.95	H	
	10332	-46.89	-25	-21.89	-79.39	-56.528954	2.69	12.33	H	
										H
										H
										H
										H
	5166	-51.46	-25	-26.46	-75.64	-58.727384	2.43	9.70	V	
	7752	-32.76	-25	-7.76	-60.96	-42.36322	2.35	11.95	V	
	10332	-46.83	-25	-21.83	-79.2	-56.468954	2.69	12.33	V	
										V
										V
										V
										V
Middle	5205	-45.85	-25	-20.85	-70.27	-53.09	2.46	9.70	H	
	7806	-33.83	-25	-8.83	-61.87	-43.48	2.33	11.98	H	
	10404	-46.78	-25	-21.78	-79.47	-56.45	2.69	12.36	H	
										H
										H
										H
										H
	5205	-50.70	-25	-25.70	-74.98	-57.94	2.46	9.70	V	
	7806	-32.04	-25	-7.04	-60.38	-41.69	2.33	11.98	V	
	10404	-46.57	-25	-21.57	-79.11	-56.24	2.69	12.36	V	
										V
										V
										V
										V



Highest	5238	-51.62	-25	-26.62	-76.13	-58.85	2.47	9.70	H
	7860	-36.34	-25	-11.34	-64.56	-46.04	2.31	12.02	H
	10476	-46.35	-25	-21.35	-79.22	-56.05	2.69	12.39	H
									H
									H
									H
									H
	5238	-53.02	-25	-28.02	-77.4	-60.25	2.47	9.70	V
	7860	-35.99	-25	-10.99	-64.53	-45.69	2.31	12.02	V
	10476	-46.65	-25	-21.65	-79.36	-56.35	2.69	12.39	V
									V
									V
									V
									V

Remark: Spurious emissions within 30-1000MHz were found more than 20dB below limit line.



LTE Band 41

LTE Band 41 / 20MHz / QPSK									
Channel	Frequency (MHz)	EIRP (dBm)	Limit (dBm)	Over Limit (dB)	SPA Reading (dBm)	S.G. Power (dBm)	TX Cable loss (dB)	TX Antenna Gain (dBi)	Polarization (H/V)
Lowest	5106	-51.49	-25	-26.49	-75.74	-58.79	2.40	9.70	H
	7662	-48.61	-25	-23.61	-76.27	-58.13	2.38	11.90	H
	10224	-45.84	-25	-20.84	-78.03	-55.43	2.69	12.29	H
									H
									H
									H
									H
	5106	-52.97	-25	-27.97	-77.01	-60.27	2.40	9.70	V
	7662	-48.62	-25	-23.62	-76.62	-58.14	2.38	11.90	V
	10224	-45.89	-25	-20.89	-78.08	-55.48	2.69	12.29	V
									V
									V
									V
									V
Middle	5208	-50.52	-25	-25.52	-75.02	-57.76	2.46	9.70	H
	7812	-48.03	-25	-23.03	-76.14	-57.69	2.33	11.99	H
	10422	-45.64	-25	-20.64	-78.33	-55.32	2.69	12.37	H
									H
									H
									H
									H
	5208	-51.44	-25	-26.44	-75.63	-58.68	2.46	9.70	V
	7812	-46.35	-25	-21.35	-74.72	-56.01	2.33	11.99	V
	10422	-45.71	-25	-20.71	-78.2	-55.39	2.69	12.37	V
									V
									V
									V
									V



Highest	5310	-52.27	-25	-27.27	-76.96	-59.45	2.52	9.70	H
	7962	-44.35	-25	-19.35	-72.83	-54.15	2.28	12.08	H
	10620	-44.81	-25	-19.81	-78.03	-54.54	2.69	12.42	H
									H
									H
									H
									H
	5310	-51.97	-25	-26.97	-76.62	-59.15	2.52	9.70	V
	7962	-48.07	-25	-23.07	-76.85	-57.87	2.28	12.08	V
	10620	-44.81	-25	-19.81	-77.95	-54.54	2.69	12.42	V
									V
									V
									V
									V

Remark: Spurious emissions within 30-1000MHz were found more than 20dB below limit line.