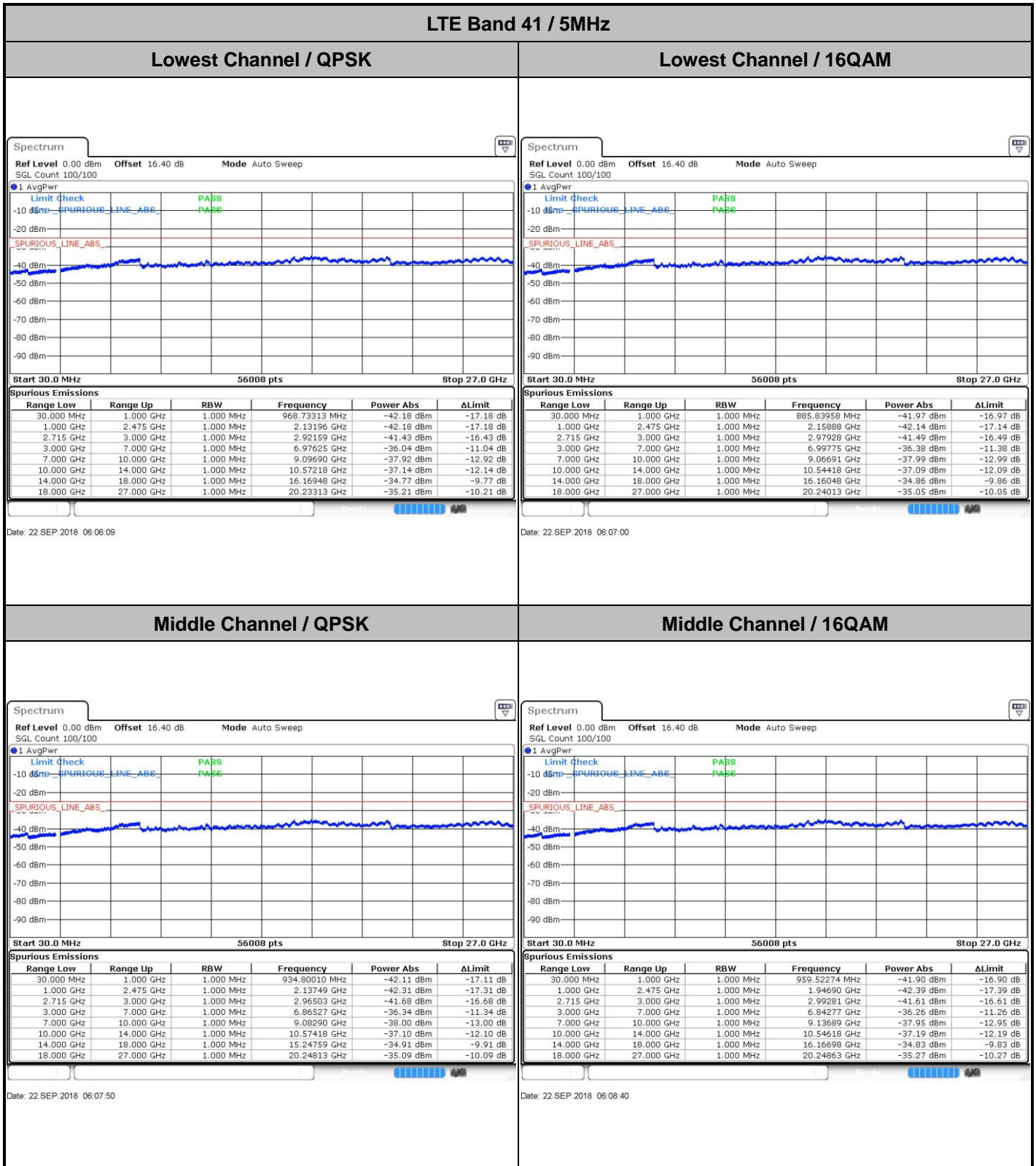




# Conducted Spurious Emission

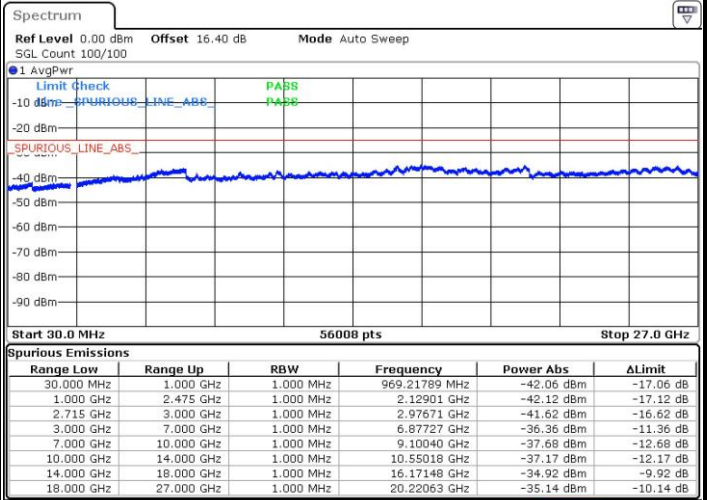
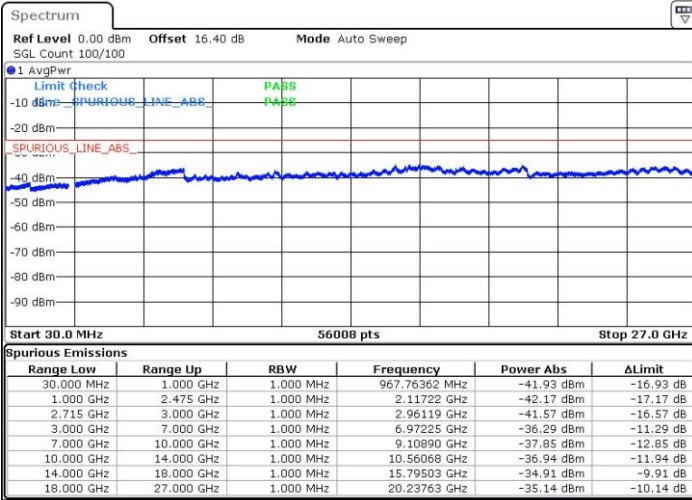




LTE Band 41 / 5MHz

Highest Channel / QPSK

Highest Channel / 16QAM



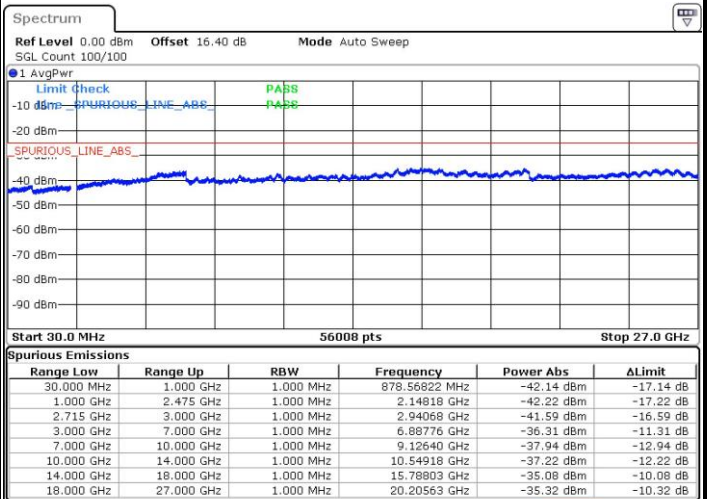
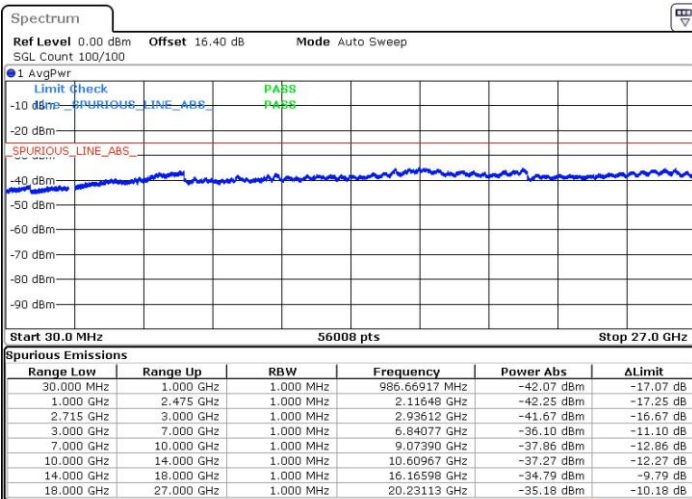
Date: 22 SEP 2018 06:09:30

Date: 22 SEP 2018 06:10:20

LTE Band 41 / 10MHz

Lowest Channel / QPSK

Lowest Channel / 16QAM



Date: 22 SEP 2018 06:11:10

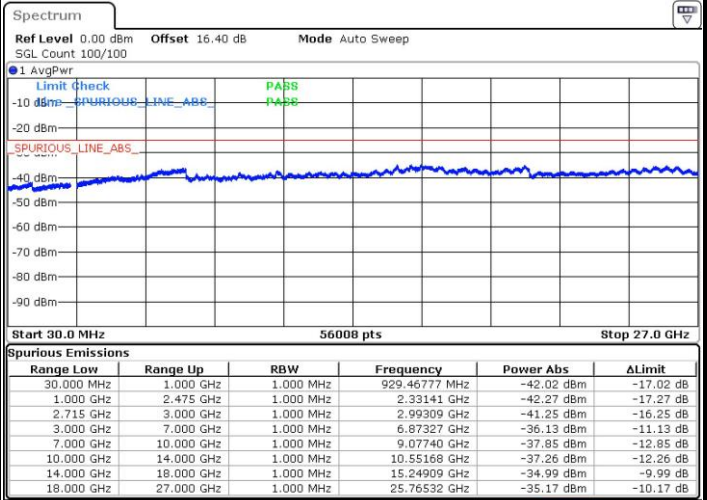
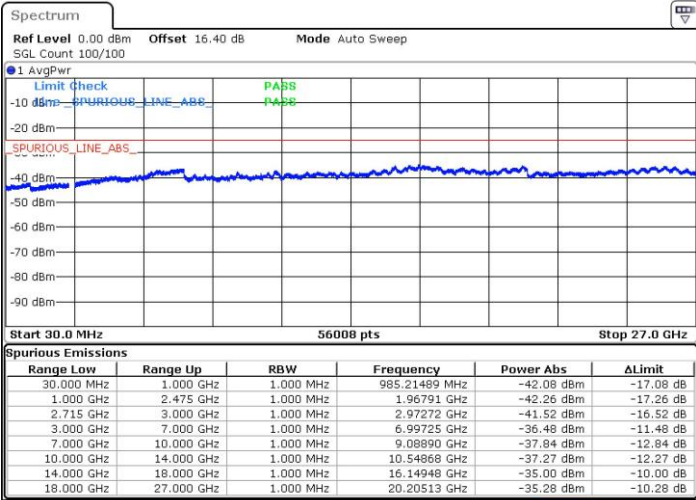
Date: 22 SEP 2018 06:12:00



LTE Band 41 / 10MHz

Middle Channel / QPSK

Middle Channel / 16QAM

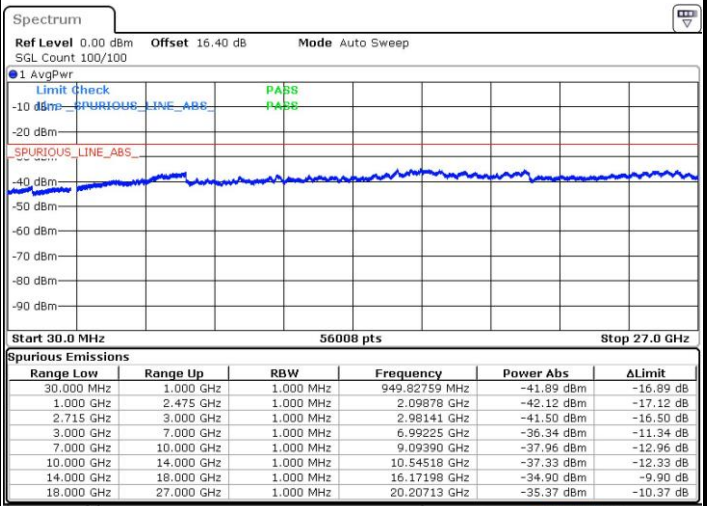
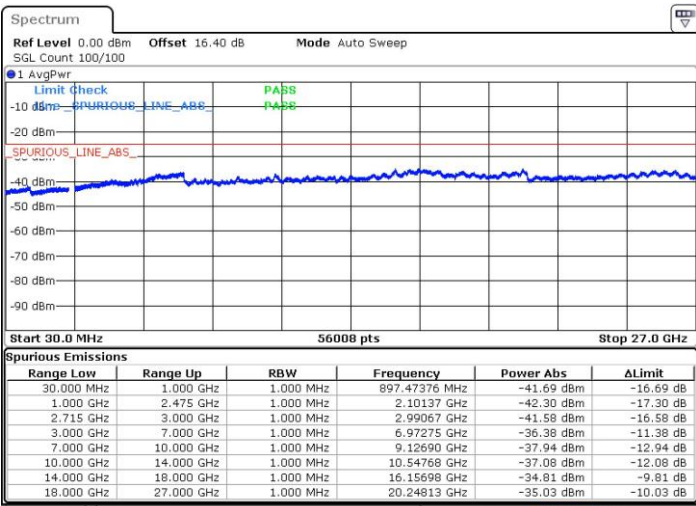


Date: 22 SEP.2018 06:12:51

Date: 22 SEP.2018 06:13:42

Highest Channel / QPSK

Highest Channel / 16QAM



Date: 22 SEP.2018 06:14:32

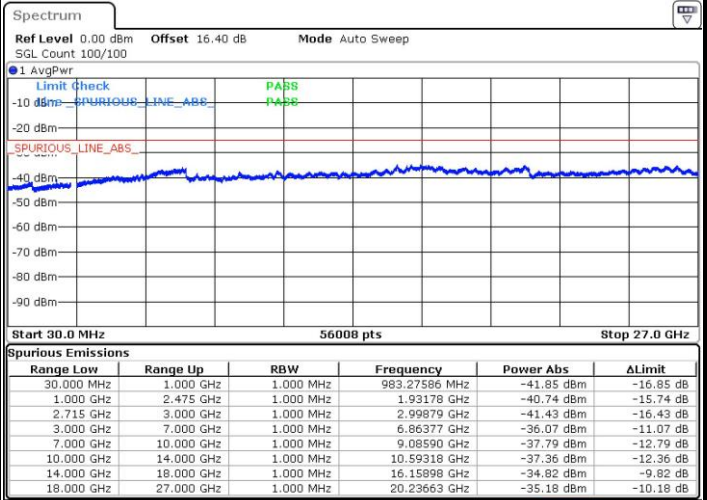
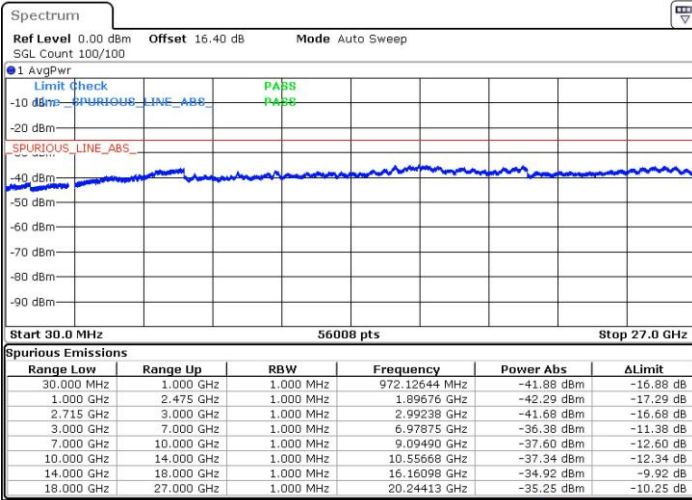
Date: 22 SEP.2018 06:15:22



LTE Band 41 / 15MHz

Lowest Channel / QPSK

Lowest Channel / 16QAM

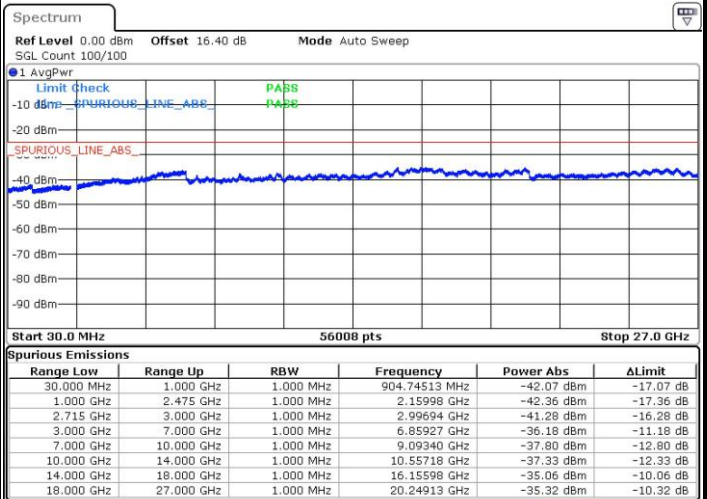
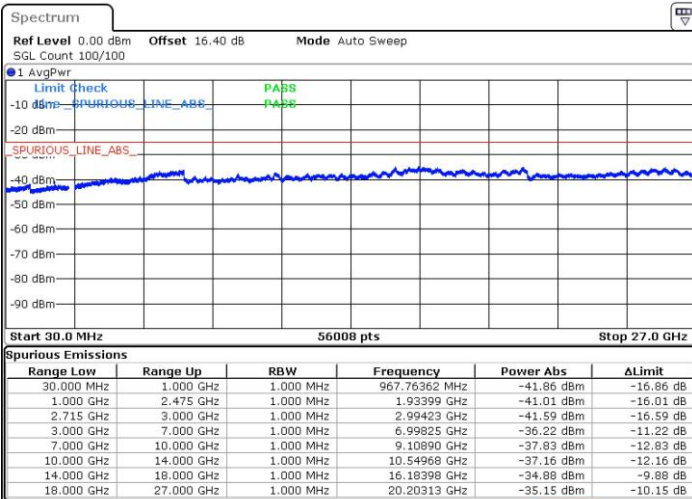


Date: 22 SEP.2018 06:16:12

Date: 22 SEP.2018 06:17:02

Middle Channel / QPSK

Middle Channel / 16QAM



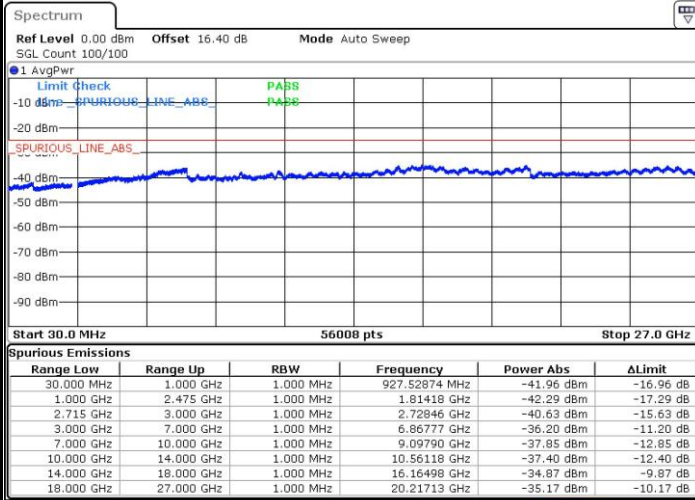
Date: 22 SEP.2018 06:17:52

Date: 22 SEP.2018 06:18:42



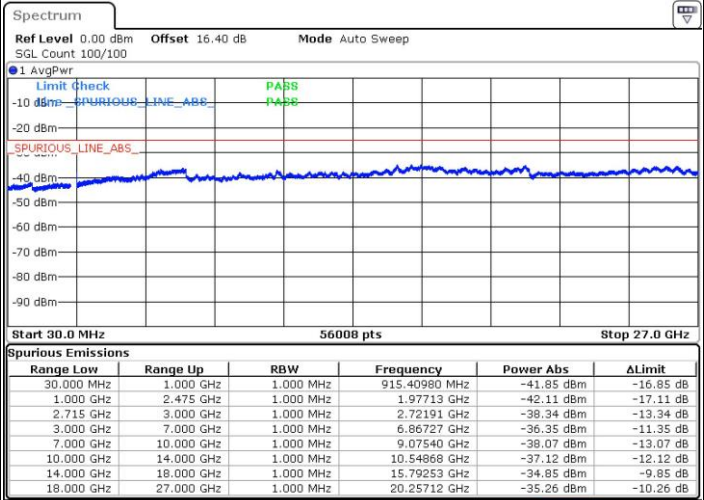
LTE Band 41 / 15MHz

Highest Channel / QPSK



Date: 22 SEP 2018 06:19:32

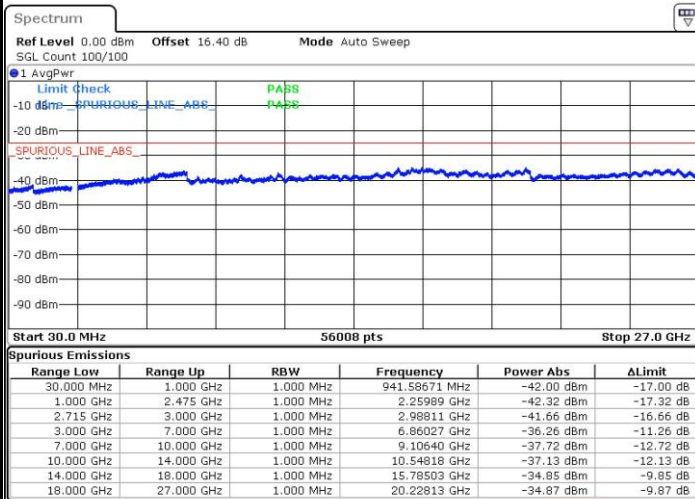
Highest Channel / 16QAM



Date: 22 SEP 2018 06:20:23

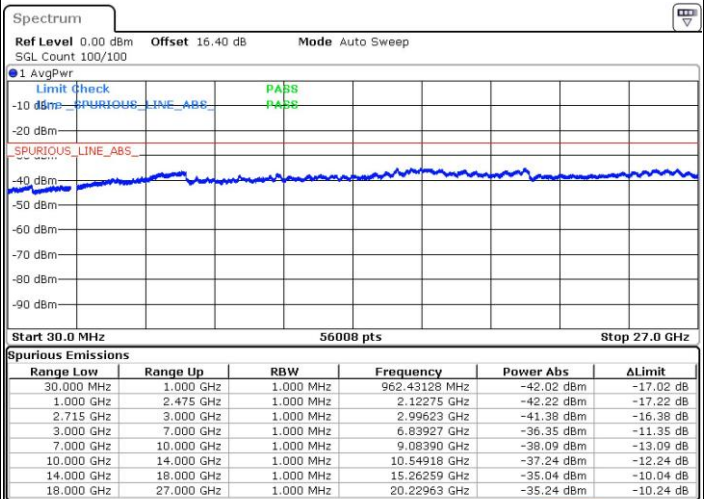
LTE Band 41 / 20MHz

Lowest Channel / QPSK



Date: 22 SEP 2018 06:21:13

Lowest Channel / 16QAM



Date: 22 SEP 2018 06:22:03

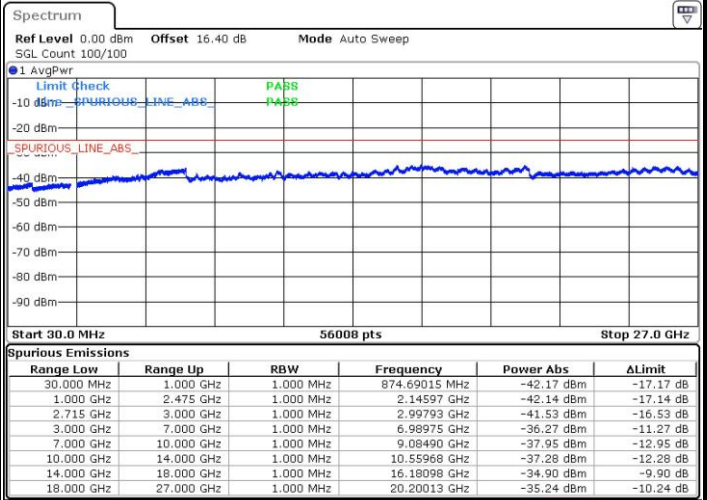
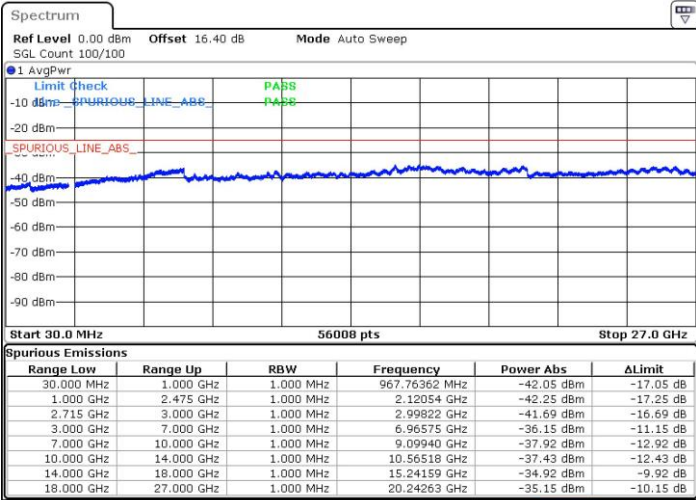




LTE Band 41 / 20MHz

Middle Channel / QPSK

Middle Channel / 16QAM

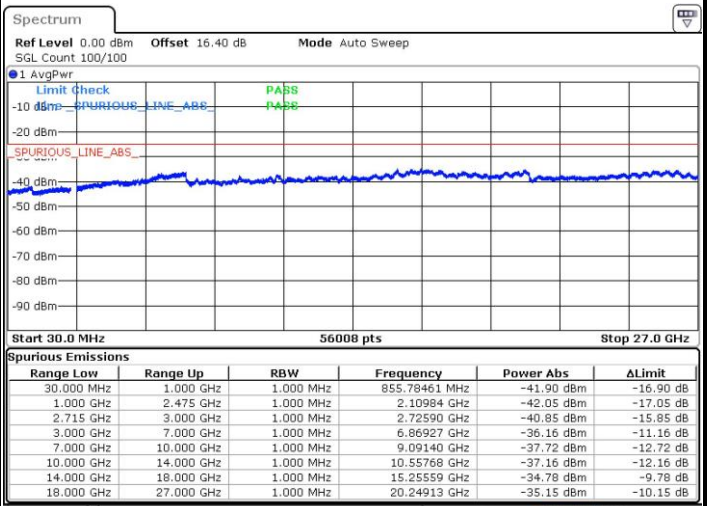
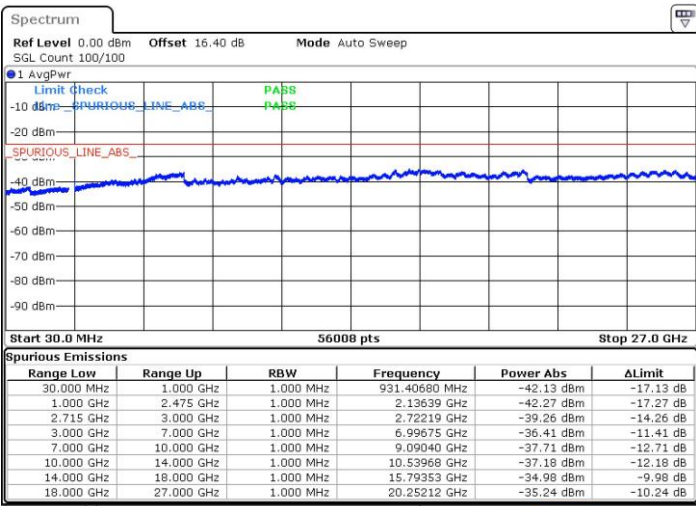


Date: 22 SEP 2018 06:22:53

Date: 22 SEP 2018 06:23:43

Highest Channel / QPSK

Highest Channel / 16QAM



Date: 22 SEP 2018 06:24:33

Date: 22 SEP 2018 06:25:23



Frequency Stability

Test Conditions		LTE Band 41 (QPSK) / Middle Channel	Limit
Temperature (°C)	Voltage (Volt)	BW 10MHz	Note 2.
		Deviation (ppm)	Result
50	Normal Voltage	0.0018	PASS
40	Normal Voltage	0.0010	
30	Normal Voltage	0.0018	
20(Ref.)	Normal Voltage	0.0000	
10	Normal Voltage	0.0005	
0	Normal Voltage	0.0026	
-10	Normal Voltage	0.0018	
-20	Normal Voltage	0.0004	
-30	Normal Voltage	0.0003	
20	Maximum Voltage	0.0030	
20	Normal Voltage	0.0000	
20	Battery End Point	0.0005	

Note:

1. Normal Voltage =3.8 V. ; Battery End Point (BEP) =3.4 V. ; Maximum Voltage =4.35 V.
2. Note: The frequency fundamental emissions stay within the authorized frequency block.



## LTE Band 66

### Peak-to-Average Ratio

Mode	LTE Band 66 / 20MHz				
Mod.	QPSK		16QAM		Limit: 13dB
RB Size	1RB	Full RB	1RB	Full RB	Result
Lowest CH	3.94	4.87	4.41	5.91	<b>PASS</b>
Middle CH	3.94	5.07	4.58	6.06	
Highest CH	3.48	5.07	4.78	6.09	





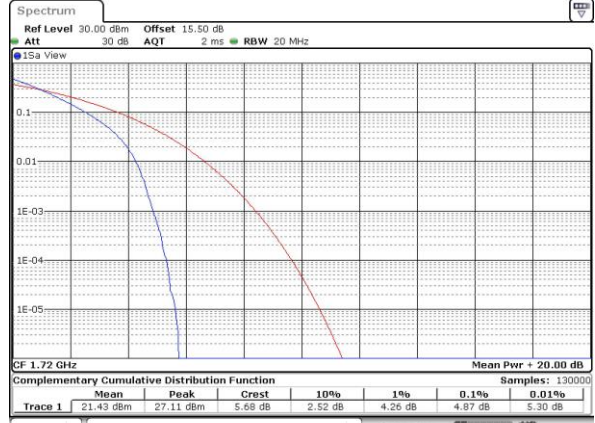
LTE Band 66 / 20MHz / QPSK

Lowest Channel / 1RB



Date: 29\_SEP.2018 02:42:38

Lowest Channel / Full RB



Date: 29\_SEP.2018 02:42:48

Middle Channel / 1RB



Date: 29\_SEP.2018 02:42:59

Middle Channel / Full RB



Date: 29\_SEP.2018 02:43:10

Highest Channel / 1RB



Date: 29\_SEP.2018 02:43:21

Highest Channel / Full RB



Date: 29\_SEP.2018 02:43:31



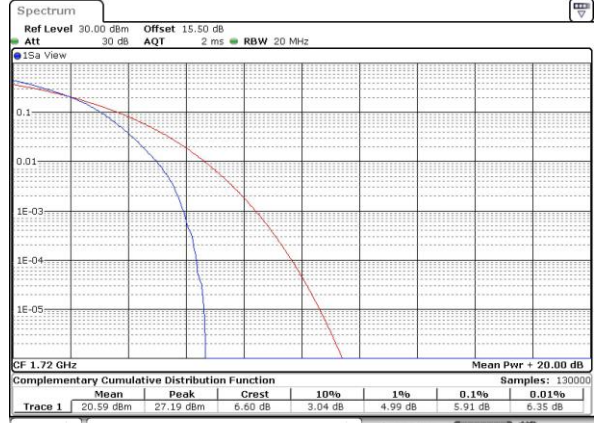
LTE Band 66 / 20MHz / 16QAM

Lowest Channel / 1RB



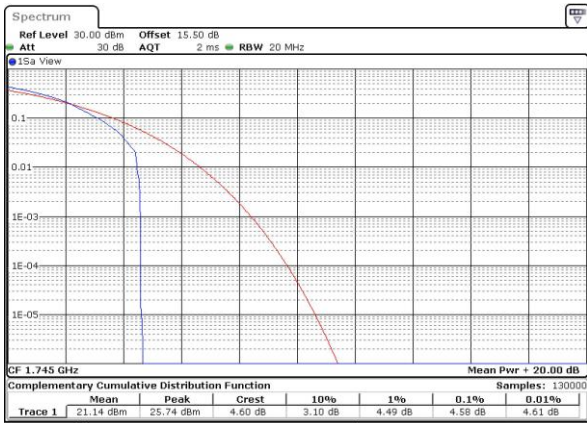
Date: 29\_SEP.2018 02:41:08

Lowest Channel / Full RB



Date: 29\_SEP.2018 02:41:18

Middle Channel / 1RB



Date: 29\_SEP.2018 02:41:33

Middle Channel / Full RB



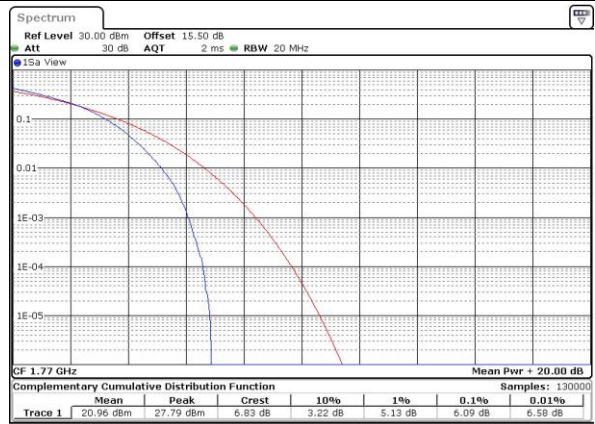
Date: 29\_SEP.2018 02:42:06

Highest Channel / 1RB



Date: 29\_SEP.2018 02:42:17

Highest Channel / Full RB



Date: 29\_SEP.2018 02:42:27



**26dB Bandwidth**

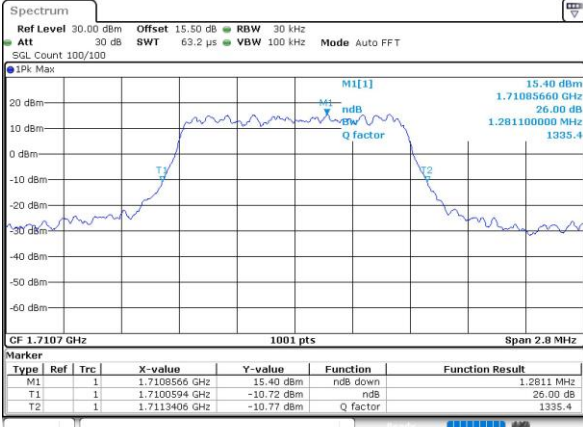
Mode BW Mod.	LTE Band 66 : 26dB BW(MHz)											
	1.4MHz		3MHz		5MHz		10MHz		15MHz		20MHz	
	QPSK	16QAM	QPSK	16QAM	QPSK	16QAM	QPSK	16QAM	QPSK	16QAM	QPSK	16QAM
Lowest CH	1.28	1.26	2.98	3.03	4.94	4.99	9.61	9.79	14.33	14.42	20.30	20.26
Middle CH	1.28	1.28	3.00	3.02	4.99	4.99	9.73	9.91	14.48	14.69	20.22	20.14
Highest CH	1.28	1.25	3.00	3.01	5.00	4.91	9.79	9.81	14.60	14.30	20.14	20.18





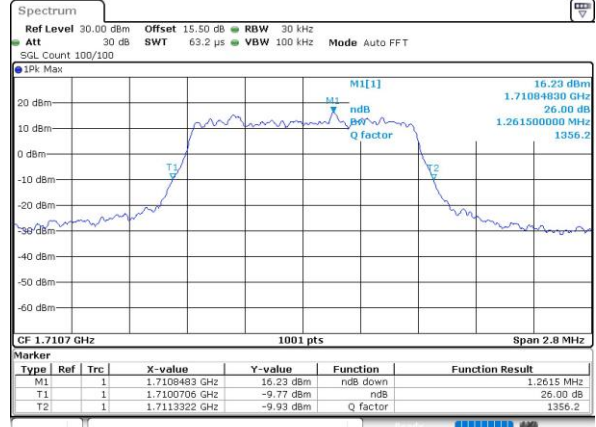
LTE Band 66

Lowest Channel / 1.4MHz / QPSK



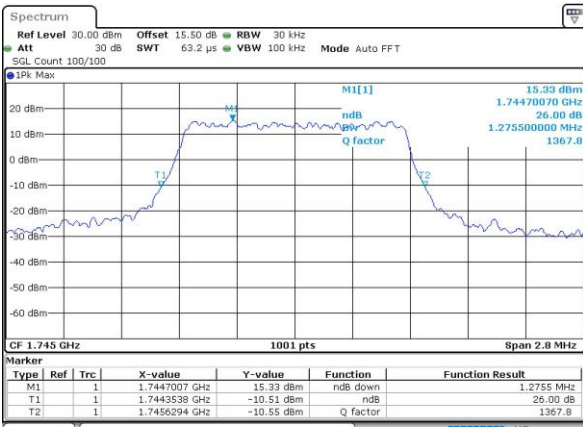
Date: 29\_SEP.2018 02:25:16

Lowest Channel / 1.4MHz / 16QAM



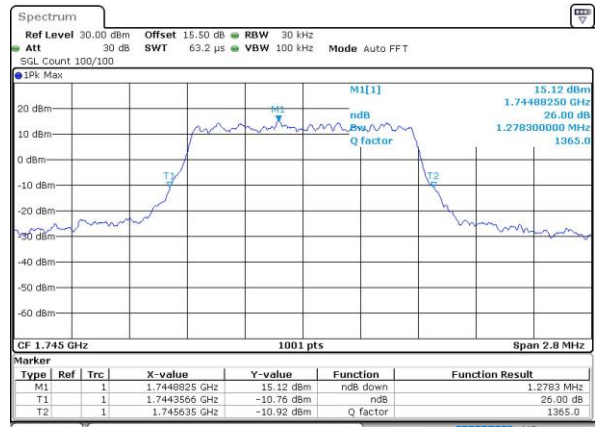
Date: 29\_SEP.2018 02:25:27

Middle Channel / 1.4MHz / QPSK



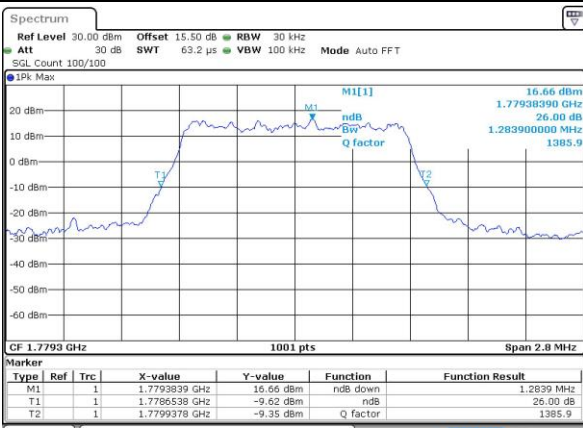
Date: 29\_SEP.2018 02:31:03

Middle Channel / 1.4MHz / 16QAM



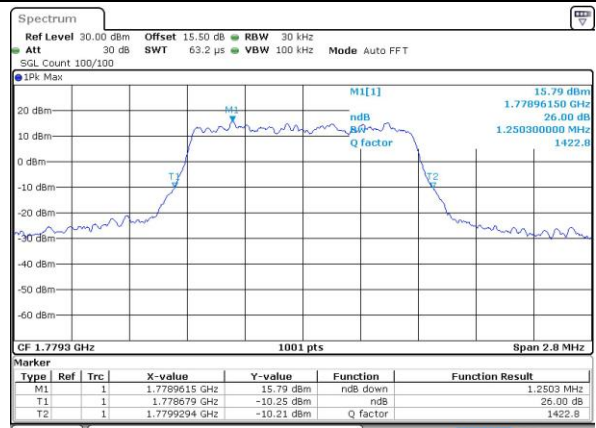
Date: 29\_SEP.2018 02:32:04

Highest Channel / 1.4MHz / QPSK



Date: 29\_SEP.2018 02:34:19

Highest Channel / 1.4MHz / 16QAM



Date: 29\_SEP.2018 02:34:31



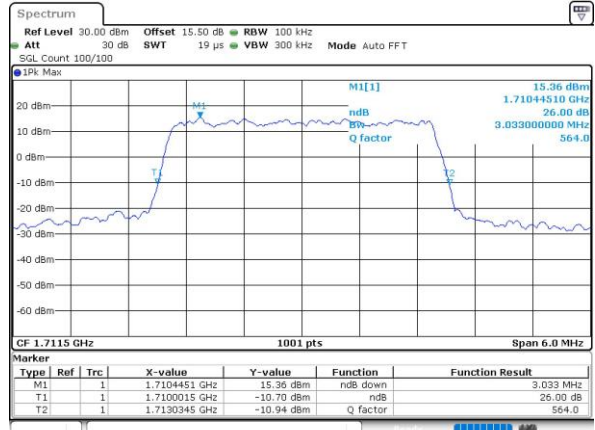
LTE Band 66

Lowest Channel / 3MHz / QPSK



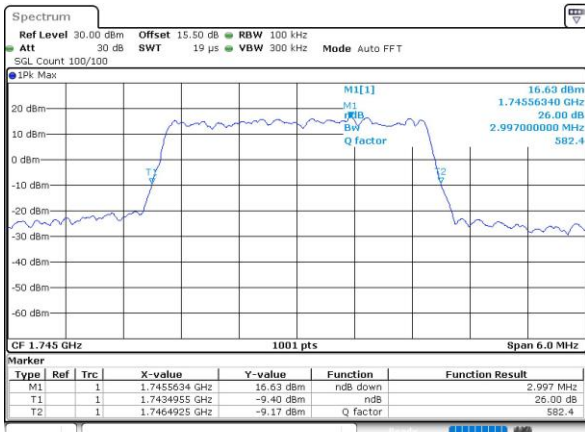
Date: 29\_SEP.2018 00:58:11

Lowest Channel / 3MHz / 16QAM



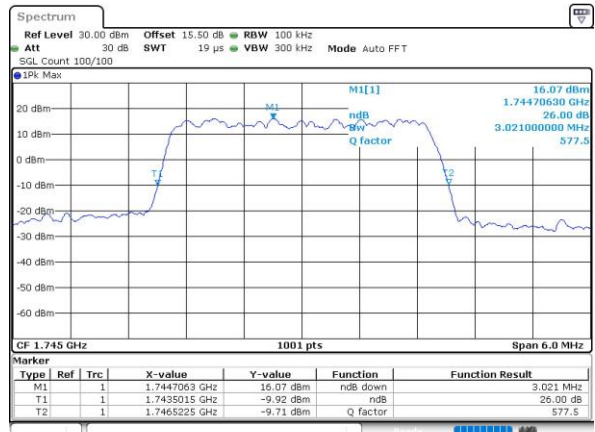
Date: 29\_SEP.2018 00:58:23

Middle Channel / 3MHz / QPSK



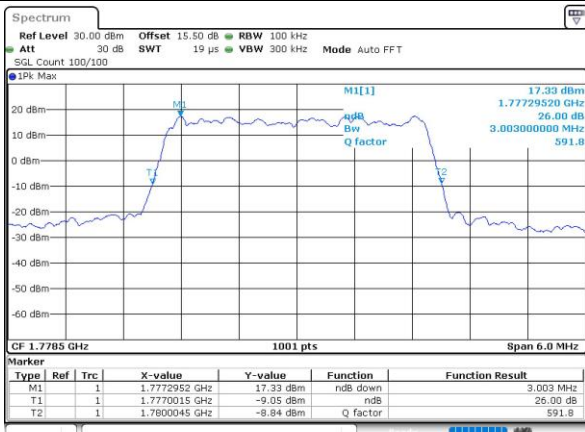
Date: 29\_SEP.2018 01:04:05

Middle Channel / 3MHz / 16QAM



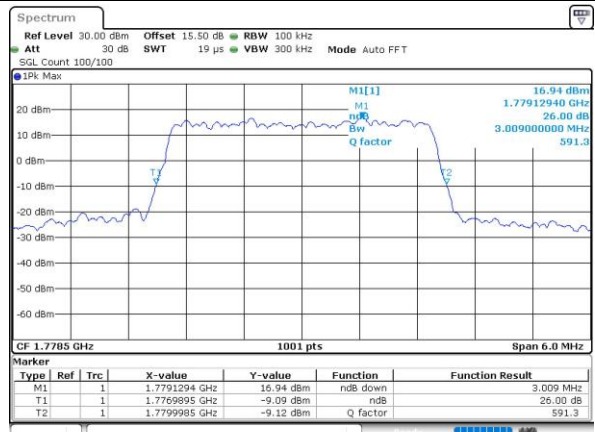
Date: 29\_SEP.2018 01:04:47

Highest Channel / 3MHz / QPSK



Date: 29\_SEP.2018 01:07:01

Highest Channel / 3MHz / 16QAM

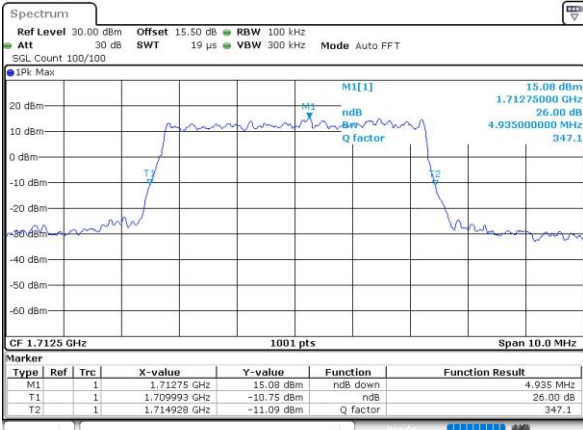


Date: 29\_SEP.2018 01:07:13



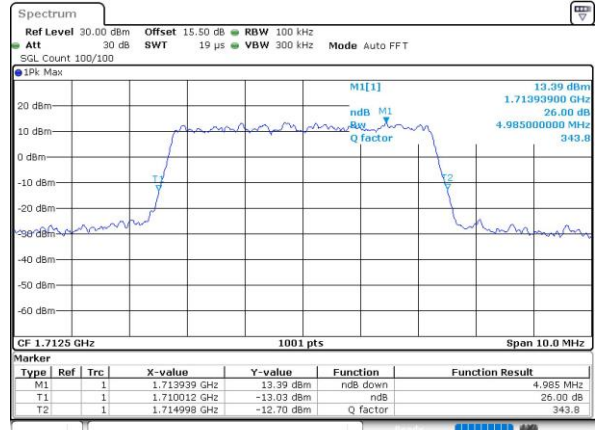
LTE Band 66

Lowest Channel / 5MHz / QPSK



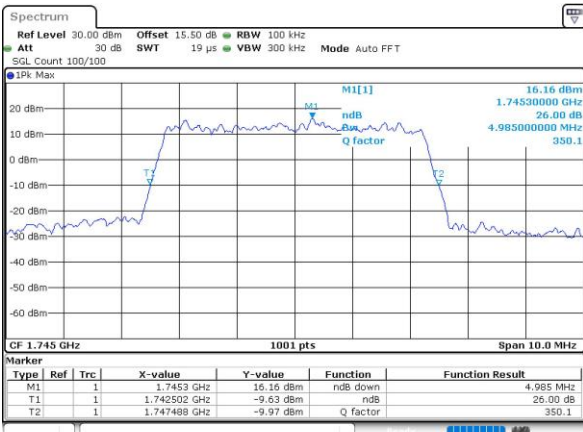
Date: 29\_SEP.2018 01:13:25

Lowest Channel / 5MHz / 16QAM



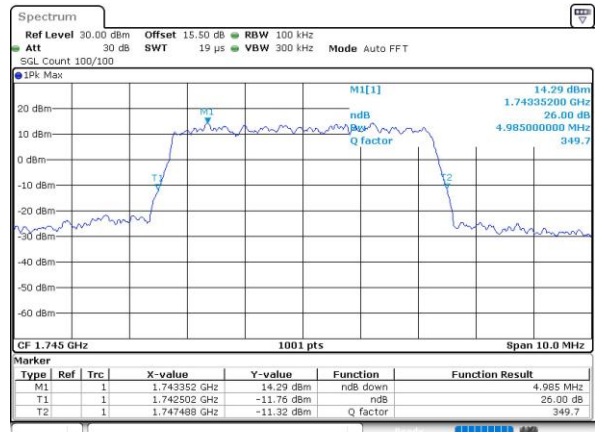
Date: 29\_SEP.2018 01:13:36

Middle Channel / 5MHz / QPSK



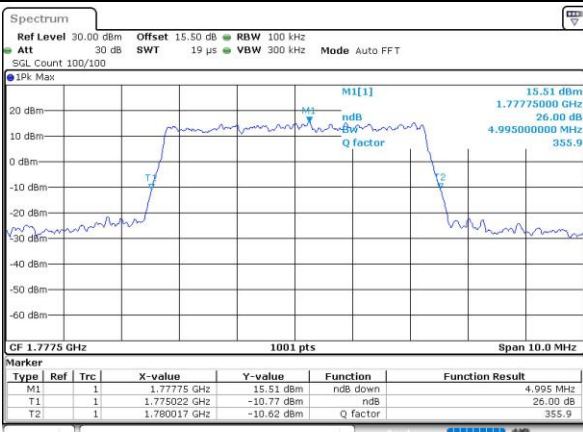
Date: 29\_SEP.2018 01:19:49

Middle Channel / 5MHz / 16QAM



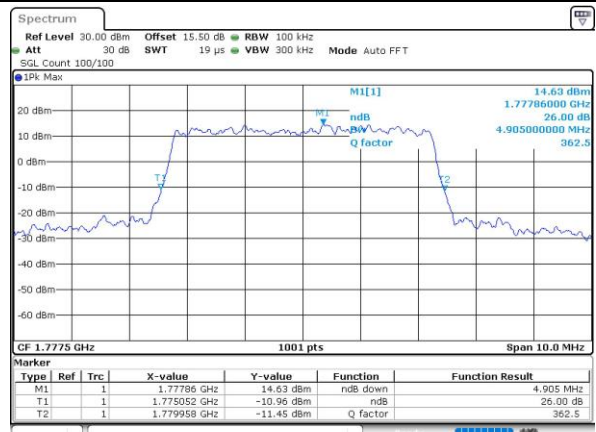
Date: 29\_SEP.2018 01:20:00

Highest Channel / 5MHz / QPSK



Date: 29\_SEP.2018 01:22:15

Highest Channel / 5MHz / 16QAM

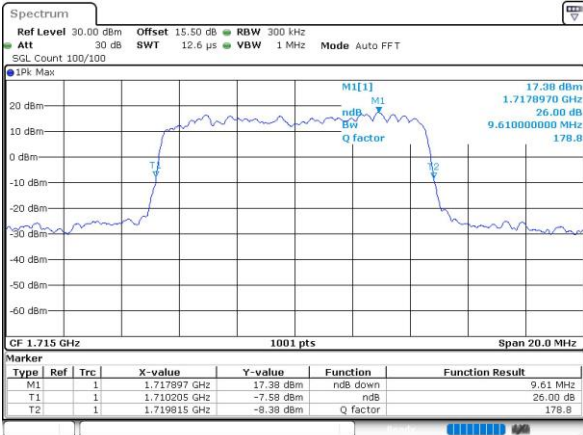


Date: 29\_SEP.2018 01:22:26



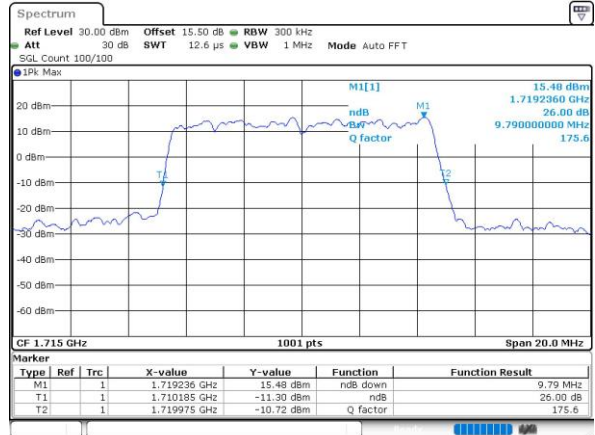
LTE Band 66

Lowest Channel / 10MHz / QPSK



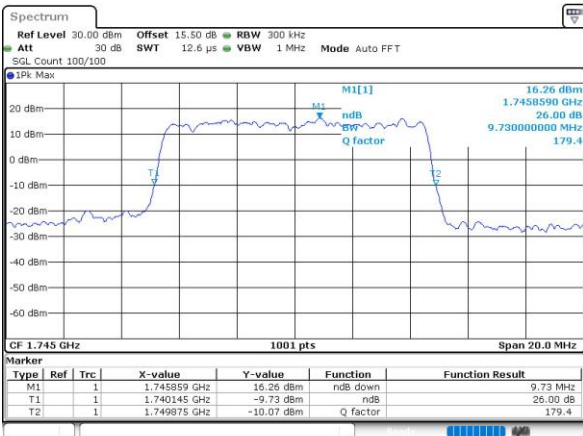
Date: 29\_SEP.2018 01:28:39

Lowest Channel / 10MHz / 16QAM



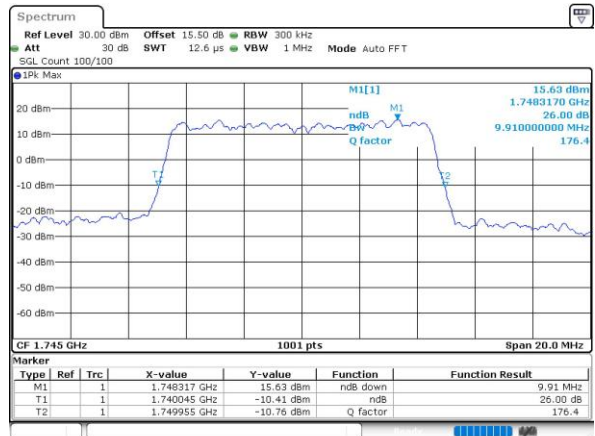
Date: 29\_SEP.2018 01:28:50

Middle Channel / 10MHz / QPSK



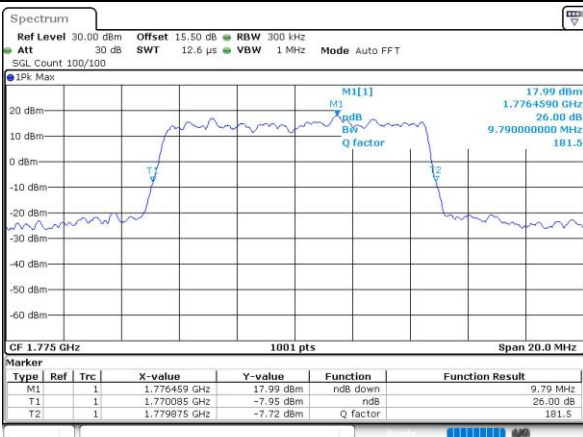
Date: 29\_SEP.2018 01:35:02

Middle Channel / 10MHz / 16QAM



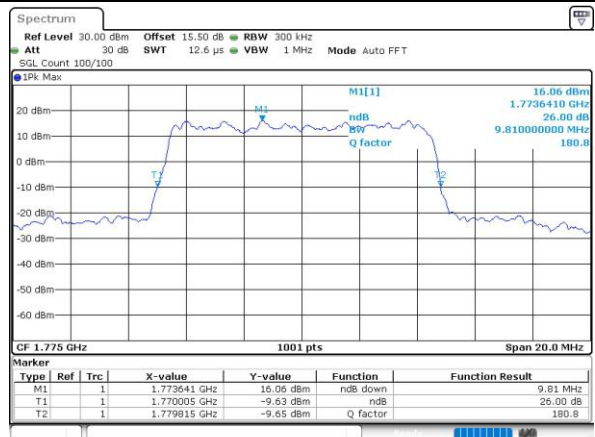
Date: 29\_SEP.2018 01:35:14

Highest Channel / 10MHz / QPSK



Date: 29\_SEP.2018 01:37:28

Highest Channel / 10MHz / 16QAM



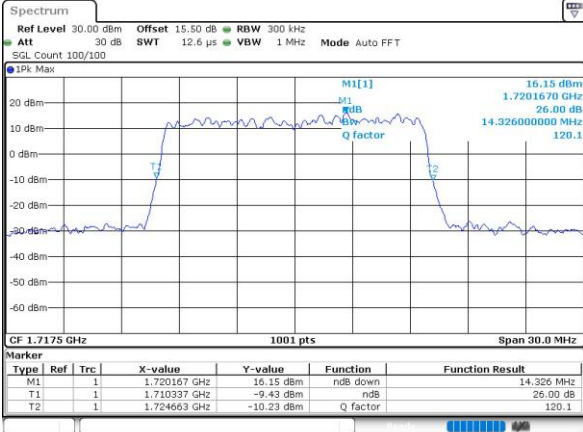
Date: 29\_SEP.2018 01:37:40





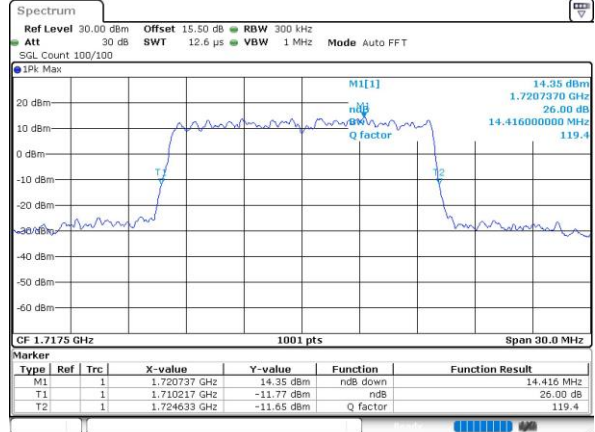
LTE Band 66

Lowest Channel / 15MHz / QPSK



Date: 29\_SEP.2018 01:43:52

Lowest Channel / 15MHz / 16QAM



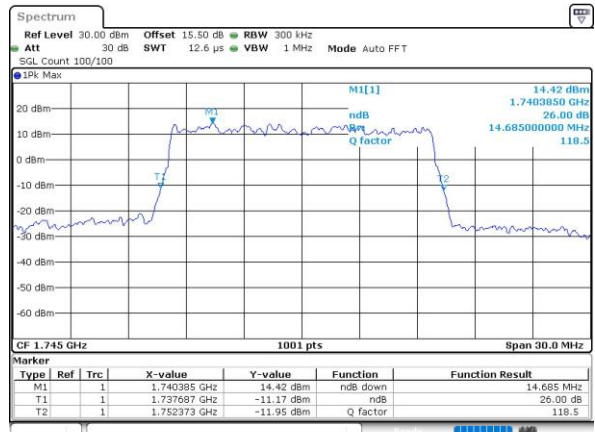
Date: 29\_SEP.2018 01:44:03

Middle Channel / 15MHz / QPSK



Date: 29\_SEP.2018 01:50:15

Middle Channel / 15MHz / 16QAM



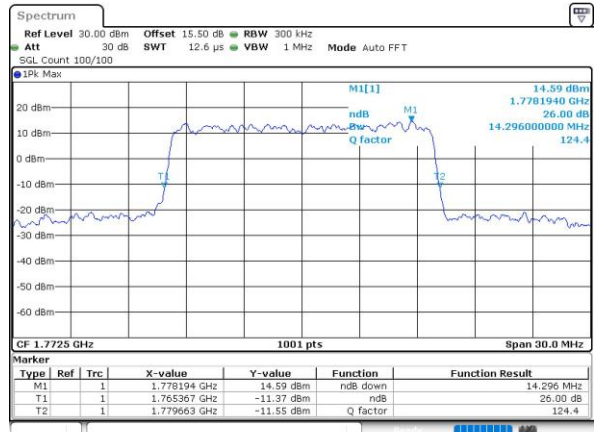
Date: 29\_SEP.2018 01:50:26

Highest Channel / 15MHz / QPSK



Date: 29\_SEP.2018 01:52:41

Highest Channel / 15MHz / 16QAM

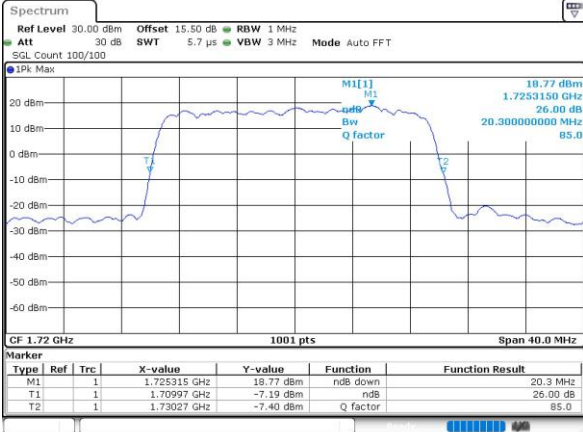


Date: 29\_SEP.2018 01:52:53



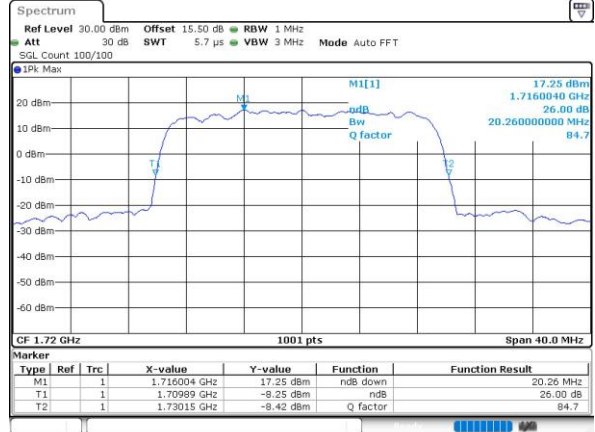
LTE Band 66

Lowest Channel / 20MHz / QPSK



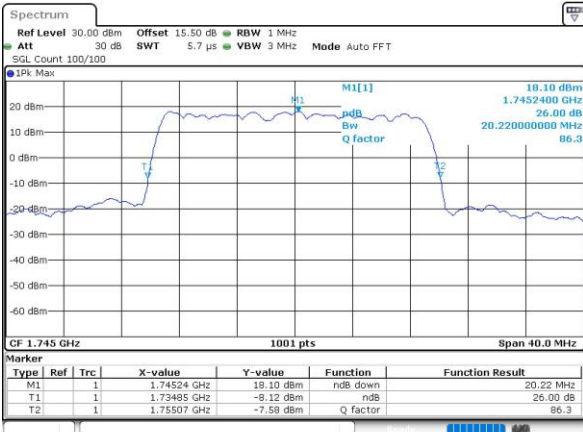
Date: 29\_SEP.2018 01:59:05

Lowest Channel / 20MHz / 16QAM



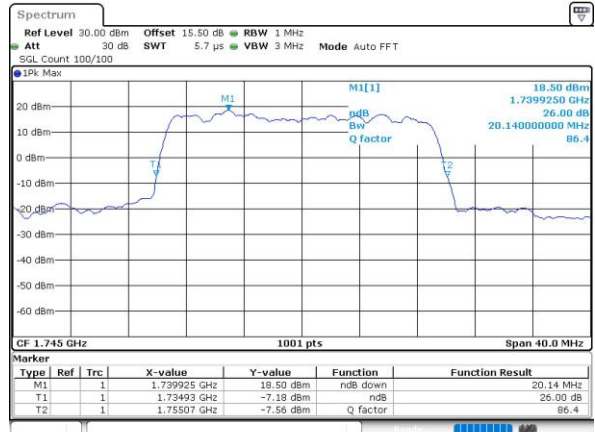
Date: 29\_SEP.2018 01:59:16

Middle Channel / 20MHz / QPSK



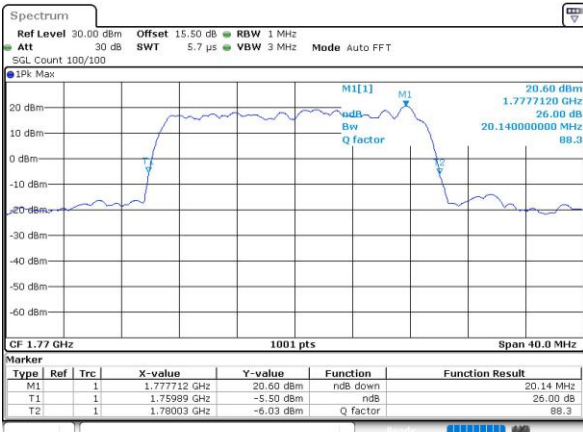
Date: 29\_SEP.2018 02:05:28

Middle Channel / 20MHz / 16QAM



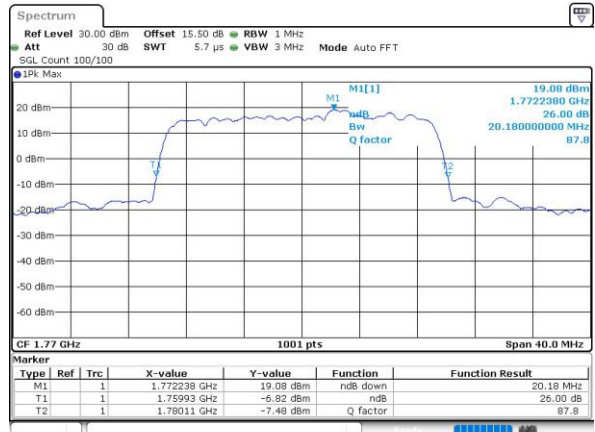
Date: 29\_SEP.2018 02:05:39

Highest Channel / 20MHz / QPSK



Date: 29\_SEP.2018 02:07:54

Highest Channel / 20MHz / 16QAM



Date: 29\_SEP.2018 02:08:05



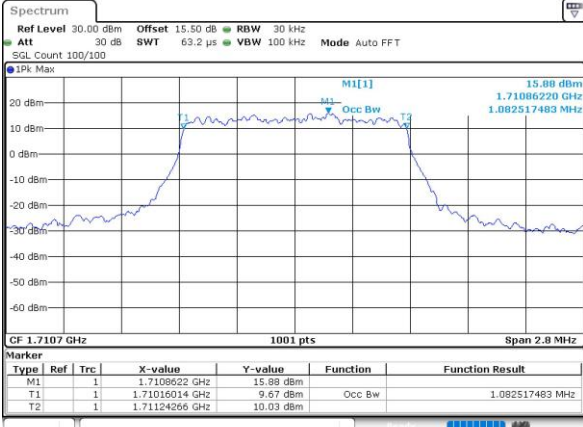
**Occupied Bandwidth**

Mode BW Mod.	LTE Band 66 : 99%OBW(MHz)											
	1.4MHz		3MHz		5MHz		10MHz		15MHz		20MHz	
	QPSK	16QAM	QPSK	16QAM	QPSK	16QAM	QPSK	16QAM	QPSK	16QAM	QPSK	16QAM
Lowest CH	1.08	1.10	2.72	2.71	4.52	4.50	9.01	9.05	13.49	13.46	18.30	18.30
Middle CH	1.09	1.10	2.70	2.73	4.49	4.50	9.01	9.05	13.49	13.43	18.38	18.46
Highest CH	1.09	1.09	2.73	2.73	4.50	4.48	9.07	9.07	13.40	13.46	18.42	18.34



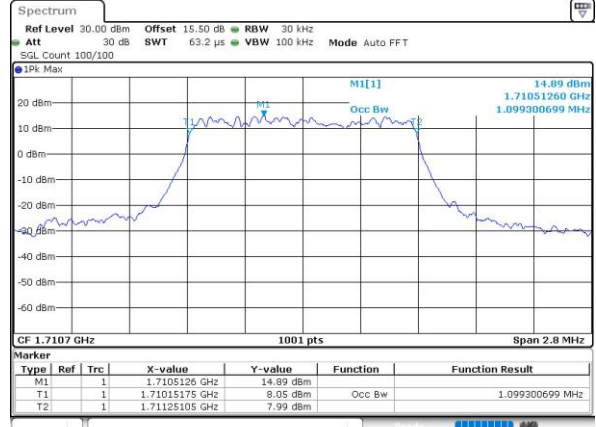
LTE Band 66

Lowest Channel / 1.4MHz / QPSK



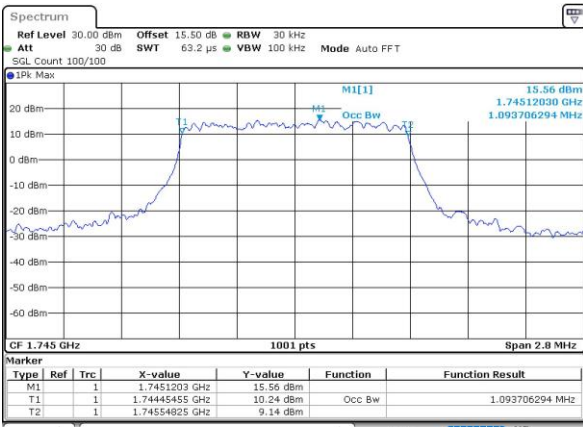
Date: 29\_SEP.2018 02:24:53

Lowest Channel / 1.4MHz / 16QAM



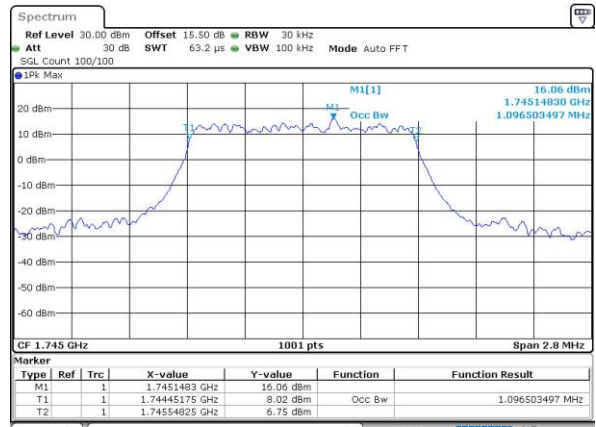
Date: 29\_SEP.2018 02:25:05

Middle Channel / 1.4MHz / QPSK



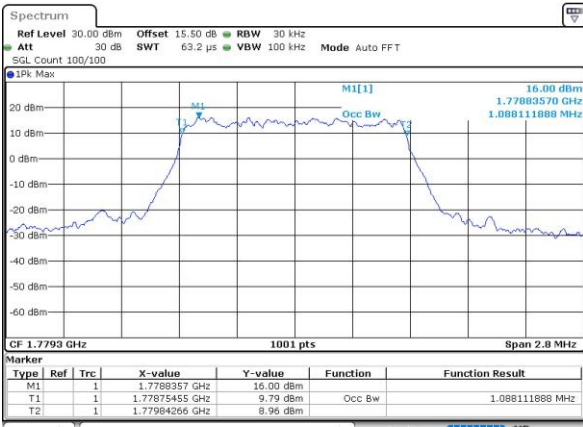
Date: 29\_SEP.2018 02:31:30

Middle Channel / 1.4MHz / 16QAM



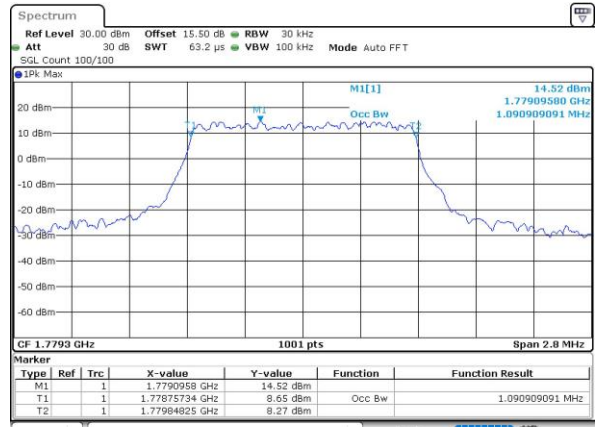
Date: 29\_SEP.2018 02:31:41

Highest Channel / 1.4MHz / QPSK



Date: 29\_SEP.2018 02:33:56

Highest Channel / 1.4MHz / 16QAM

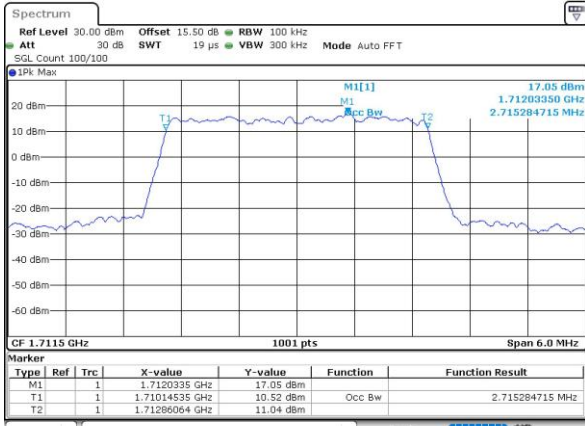


Date: 29\_SEP.2018 02:34:08



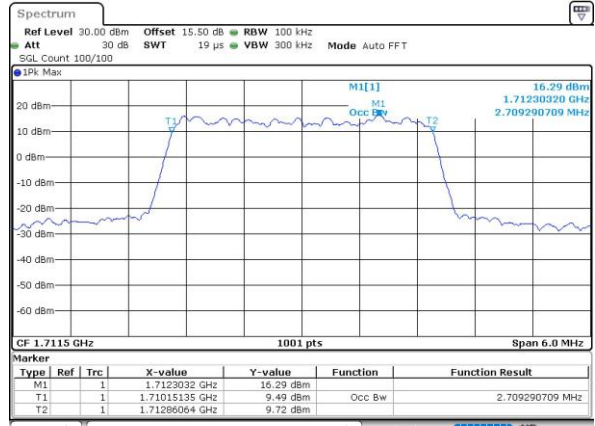
LTE Band 66

Lowest Channel / 3MHz / QPSK



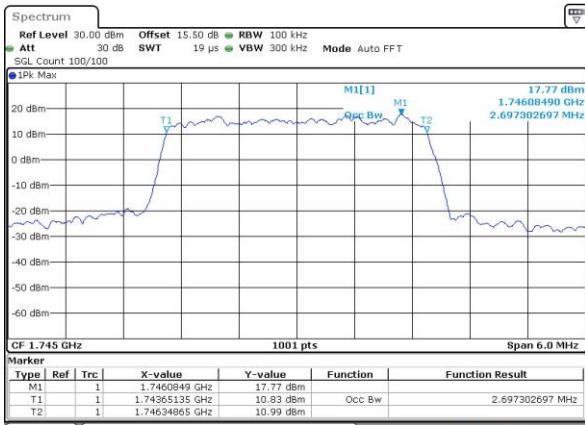
Date: 29\_SEP.2018 00:57:49

Lowest Channel / 3MHz / 16QAM



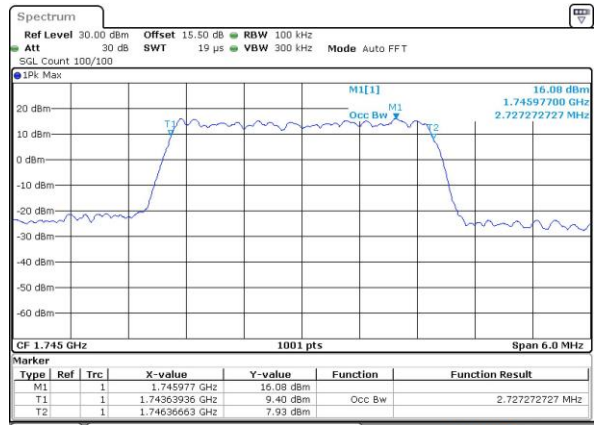
Date: 29\_SEP.2018 00:58:00

Middle Channel / 3MHz / QPSK



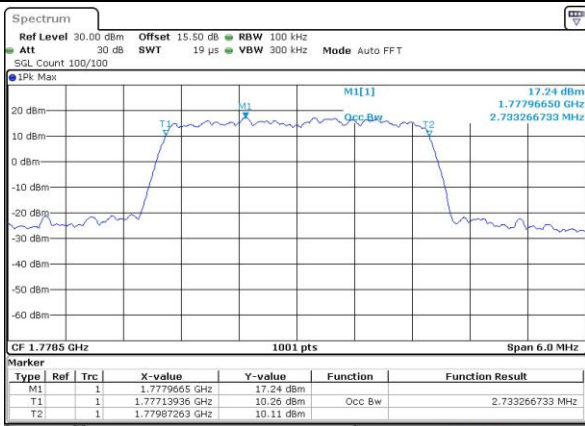
Date: 29\_SEP.2018 01:04:12

Middle Channel / 3MHz / 16QAM



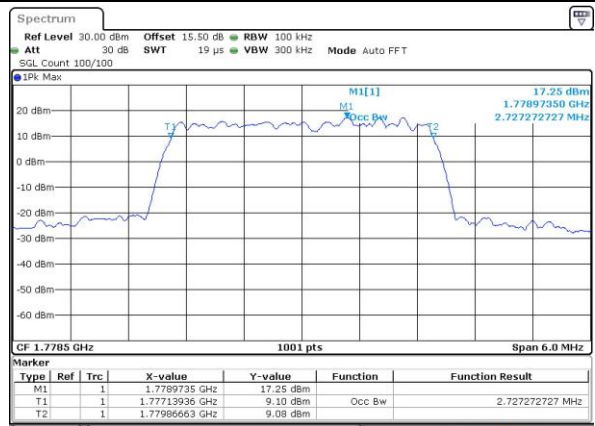
Date: 29\_SEP.2018 01:04:24

Highest Channel / 3MHz / QPSK



Date: 29\_SEP.2018 01:06:30

Highest Channel / 3MHz / 16QAM



Date: 29\_SEP.2018 01:06:50