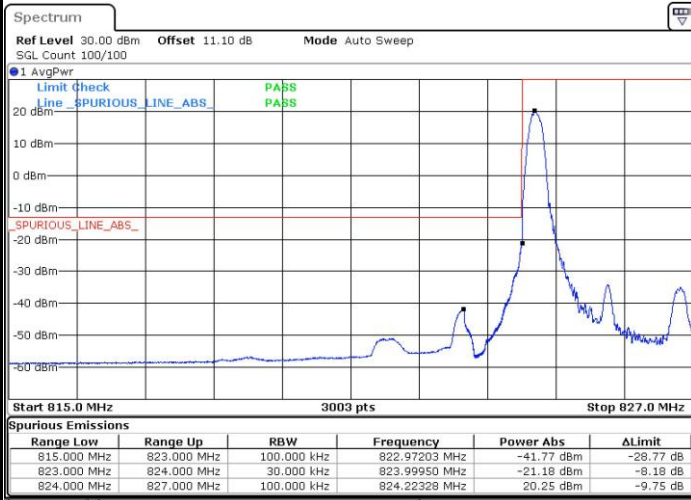




LTE Band 5 / 3MHz / 16QAM

Lowest Band Edge / 1 RB



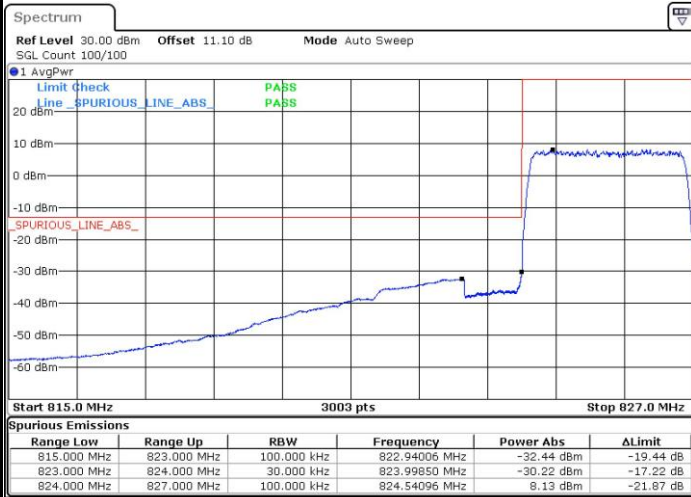
Date: 21.SEP.2018 00:20:51

Highest Band Edge / 1 RB



Date: 21.SEP.2018 00:35:06

Lowest Band Edge / Full RB



Date: 21.SEP.2018 00:24:12

Highest Band Edge / Full RB

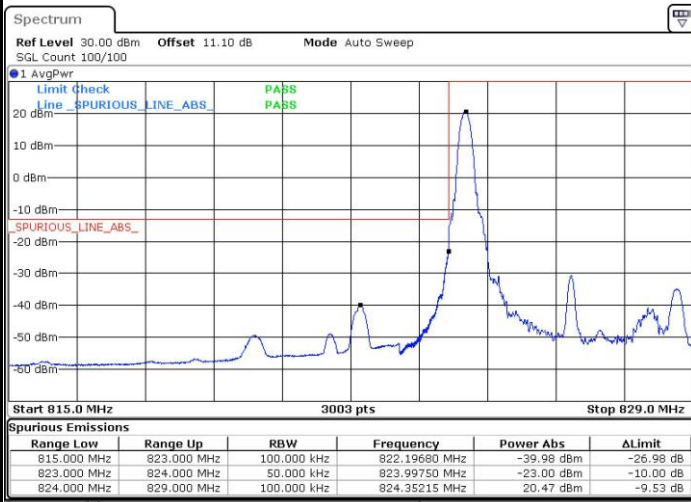


Date: 21.SEP.2018 00:38:27



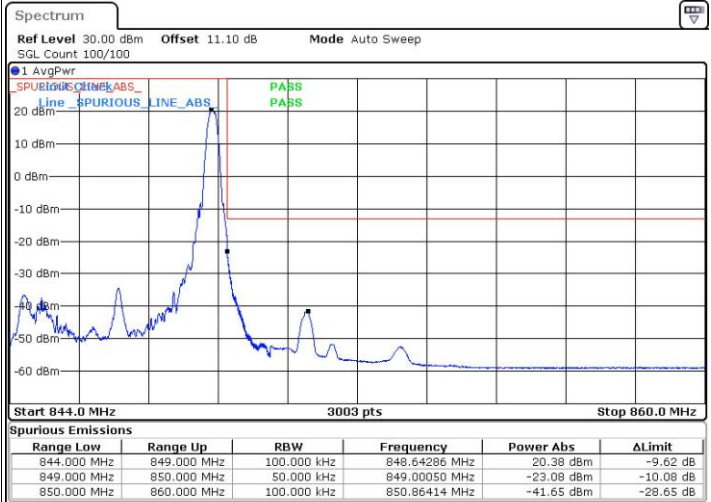
LTE Band 5 / 5MHz / QPSK

Lowest Band Edge / 1 RB



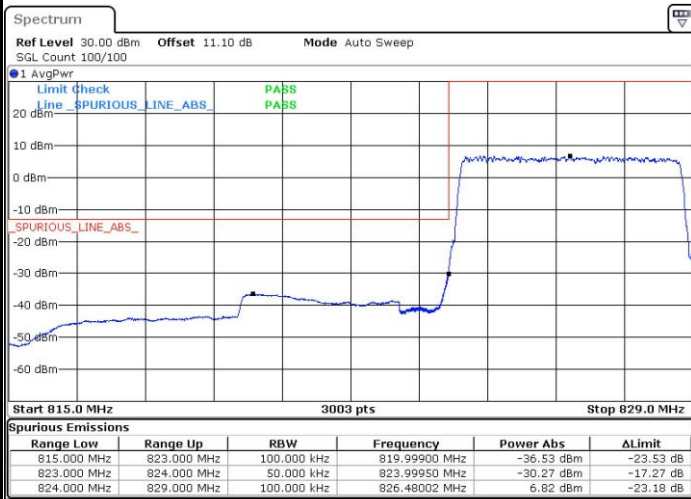
Date: 21.SEP.2018 00:42:55

Highest Band Edge / 1 RB



Date: 21.SEP.2018 01:09:58

Lowest Band Edge / Full RB



Date: 21.SEP.2018 00:46:18

Highest Band Edge / Full RB

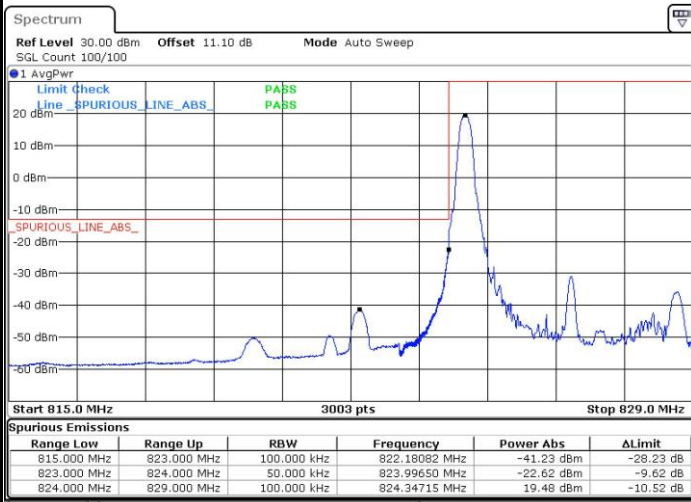


Date: 21.SEP.2018 01:13:18



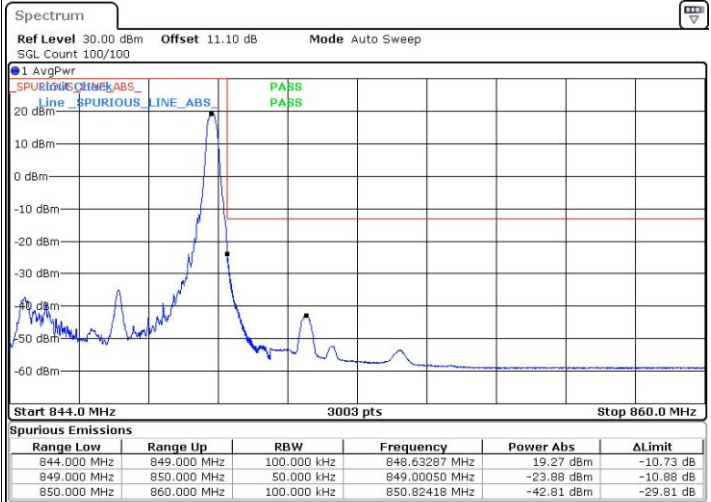
LTE Band 5 / 5MHz / 16QAM

Lowest Band Edge / 1RB



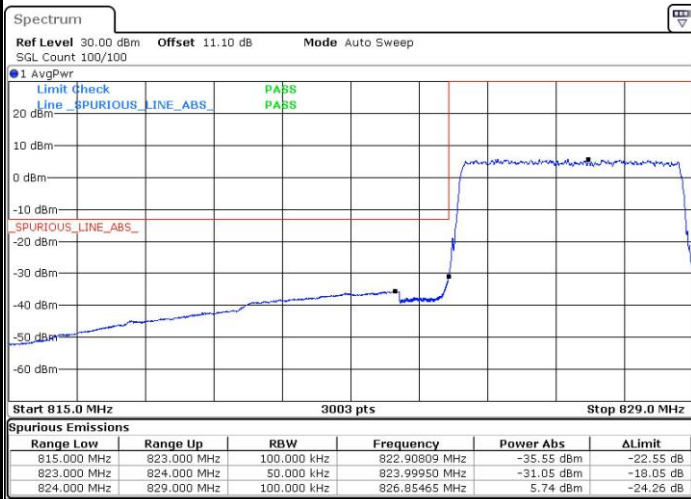
Date: 21.SEP.2018 00:44:37

Highest Band Edge / 1 RB



Date: 21.SEP.2018 01:11:38

Lowest Band Edge / Full RB



Date: 21.SEP.2018 00:48:00

Highest Band Edge / Full RB

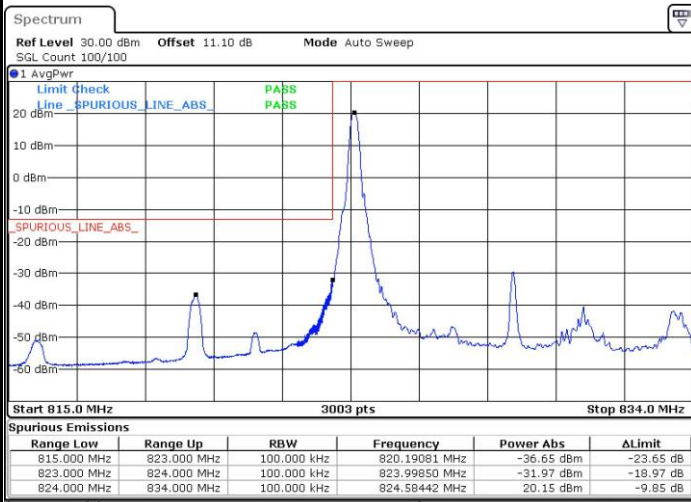


Date: 21.SEP.2018 01:14:59



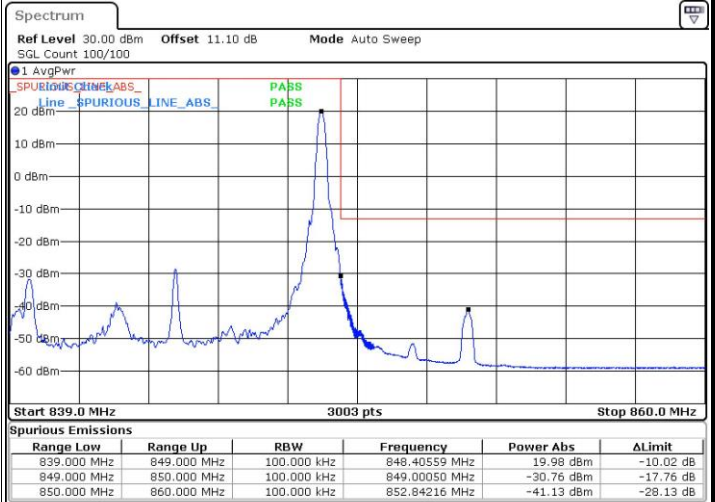
LTE Band 5 / 10MHz / QPSK

Lowest Band Edge / 1 RB



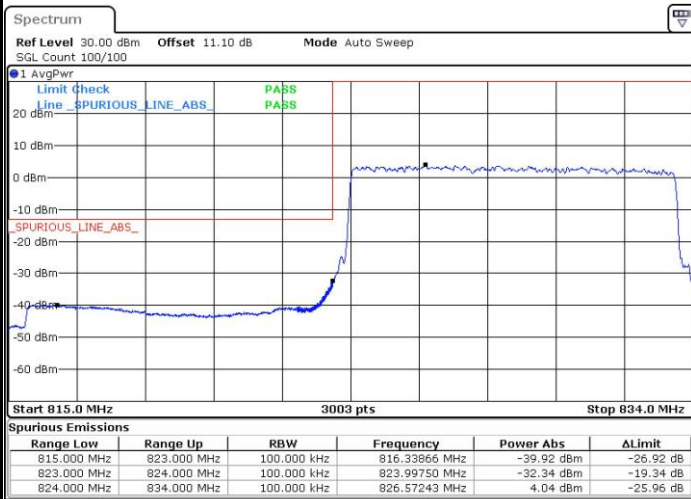
Date: 21.SEP.2018 01:19:20

Highest Band Edge / 1 RB



Date: 21.SEP.2018 01:31:22

Lowest Band Edge / Full RB



Date: 21.SEP.2018 01:22:40

Highest Band Edge / Full RB



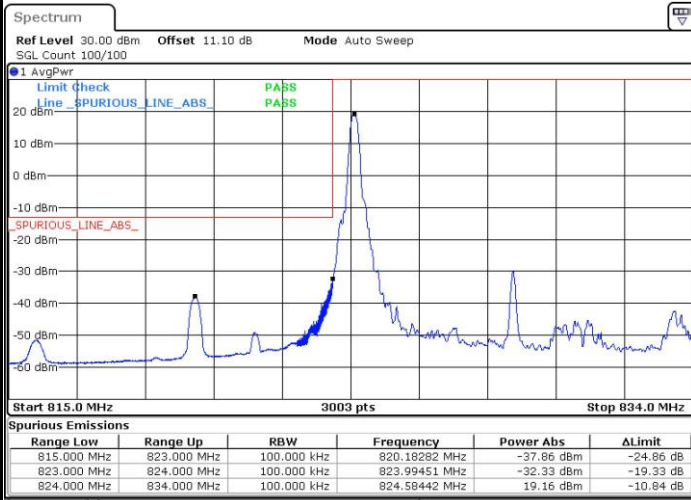
Date: 21.SEP.2018 01:34:43





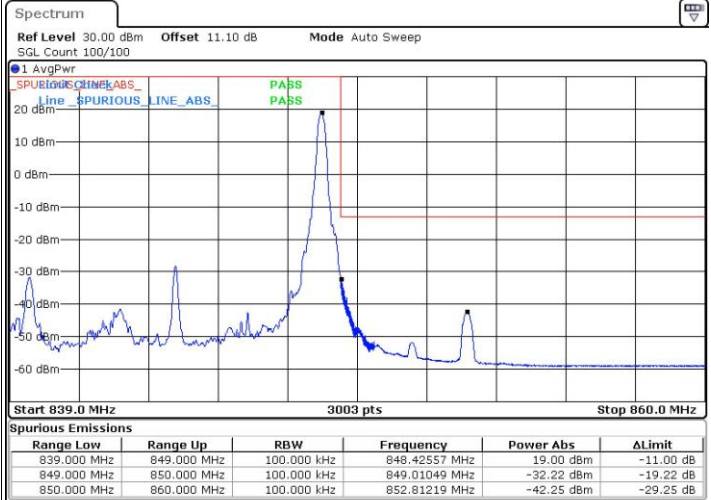
LTE Band 5 / 10MHz / 16QAM

Lowest Band Edge / 1 RB



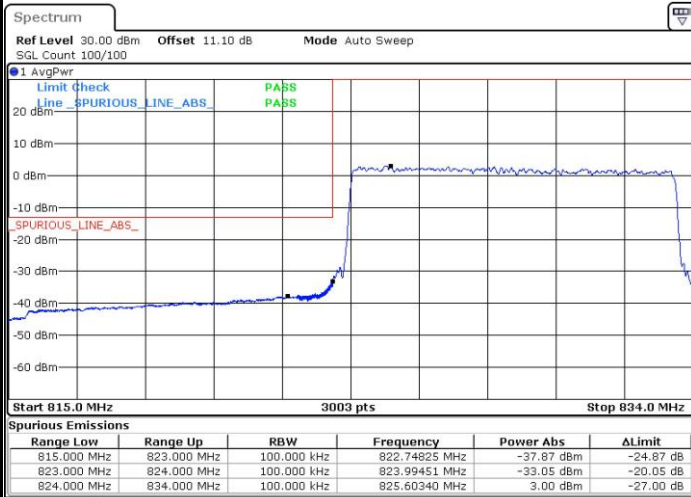
Date: 21.SEP.2018 01:21:00

Highest Band Edge / 1 RB



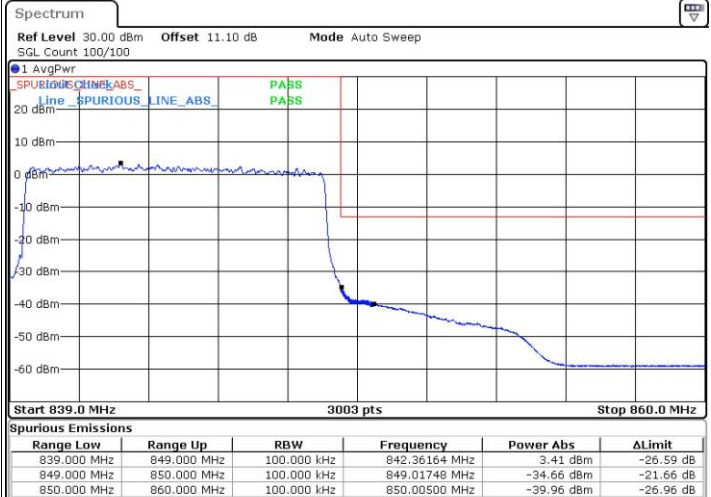
Date: 21.SEP.2018 01:33:02

Lowest Band Edge / Full RB



Date: 21.SEP.2018 01:24:20

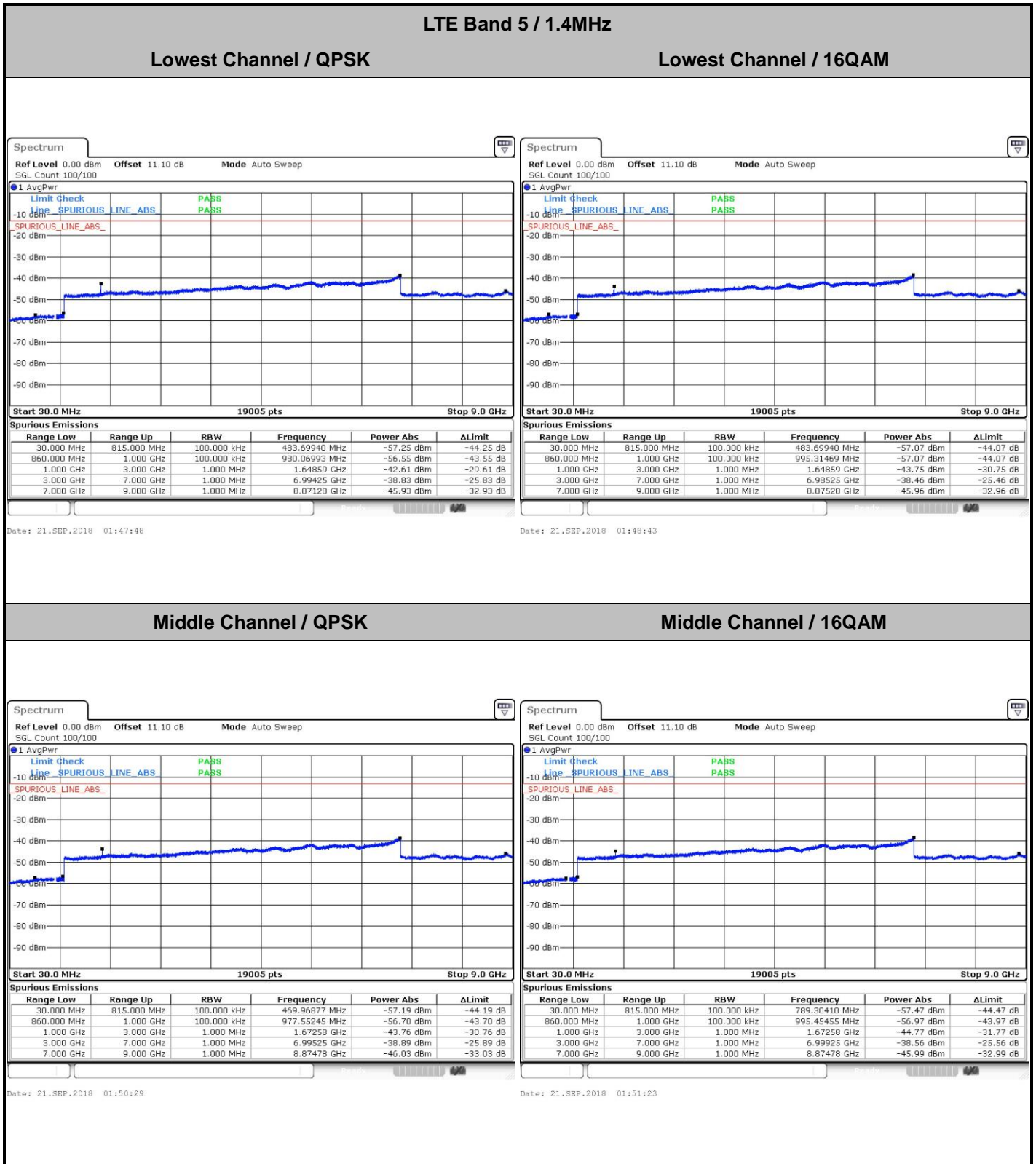
Highest Band Edge / Full RB



Date: 21.SEP.2018 01:36:23



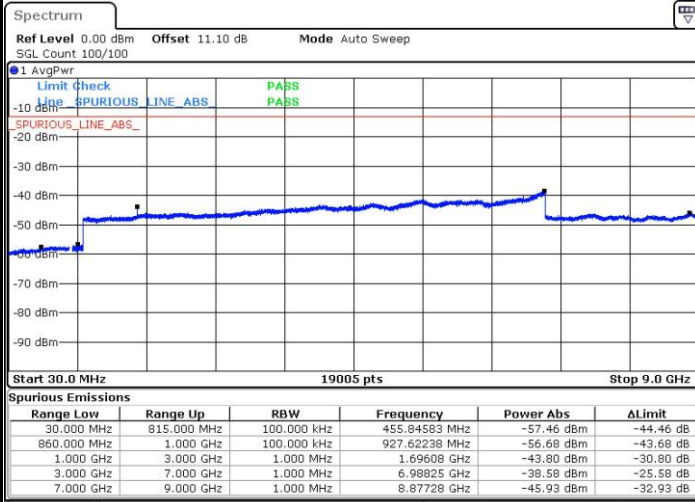
# Conducted Spurious Emission





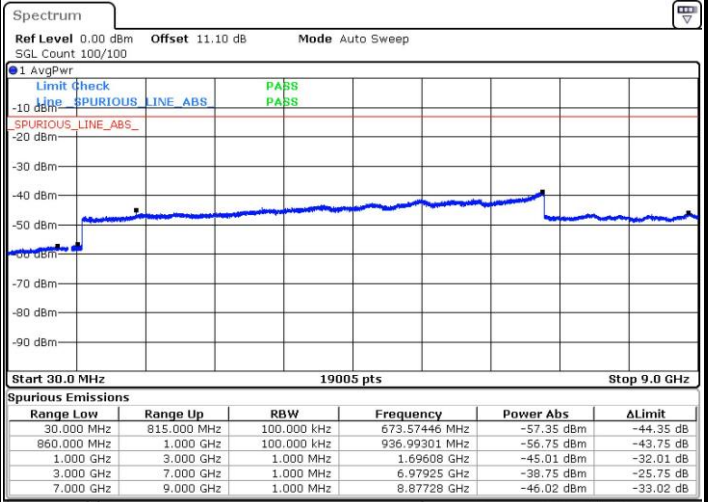
LTE Band 5 / 1.4MHz

Highest Channel / QPSK



Date: 21.SEP.2018 01:59:52

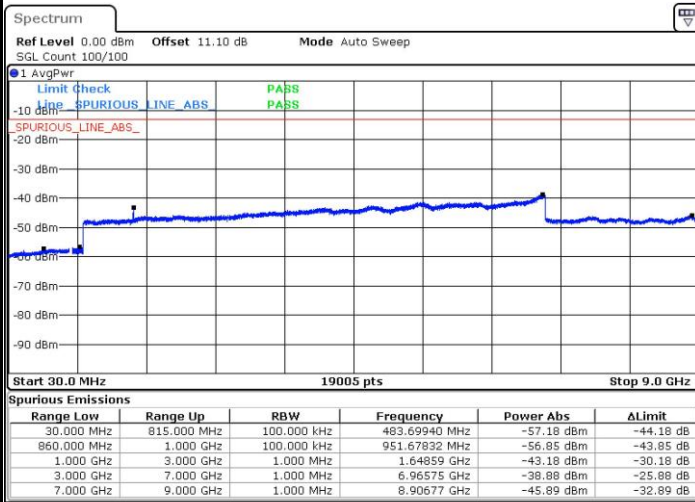
Highest Channel / 16QAM



Date: 21.SEP.2018 02:00:47

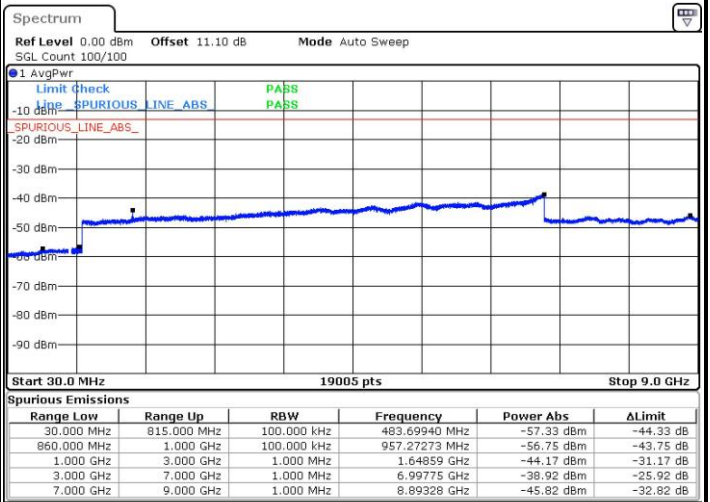
LTE Band 5 / 3MHz

Lowest Channel / QPSK



Date: 21.SEP.2018 00:25:06

Lowest Channel / 16QAM



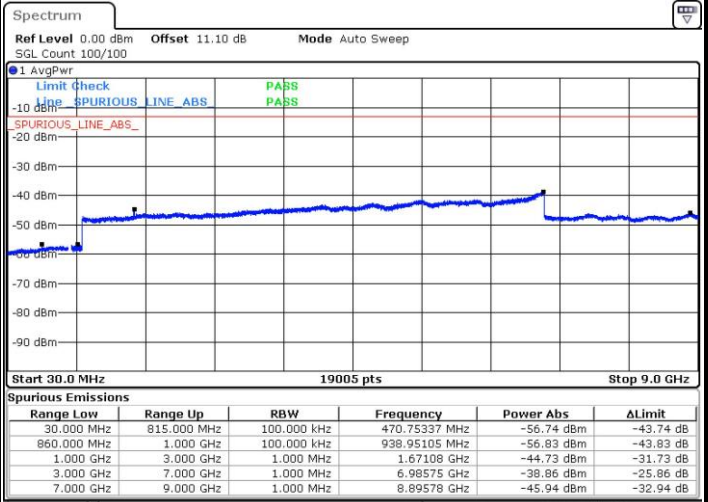
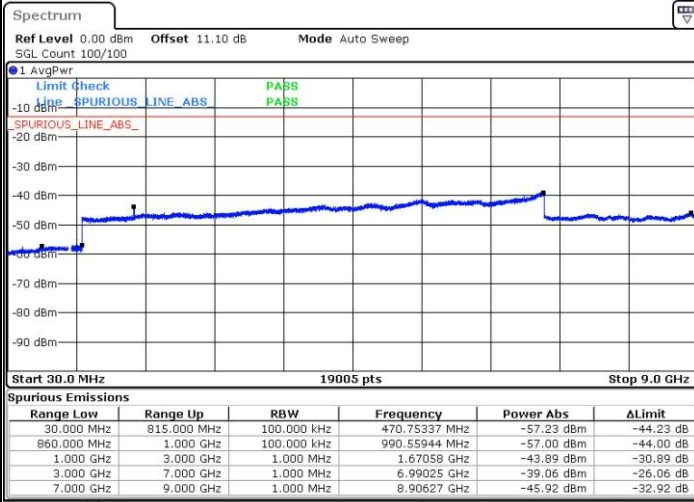
Date: 21.SEP.2018 00:26:01



LTE Band 5 / 3MHz

Middle Channel / QPSK

Middle Channel / 16QAM

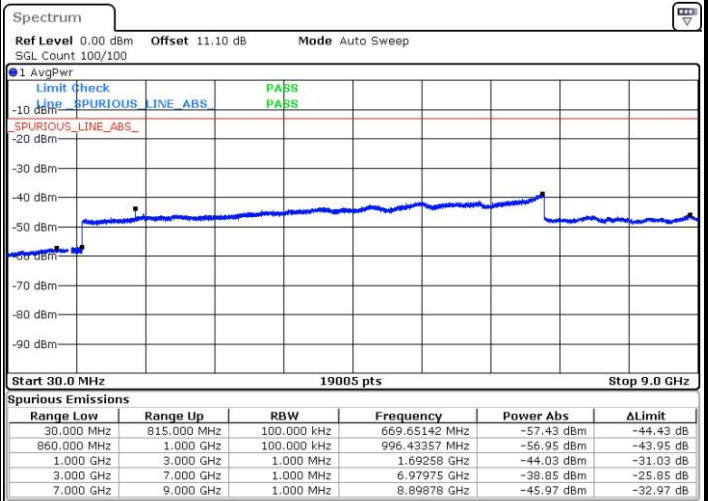
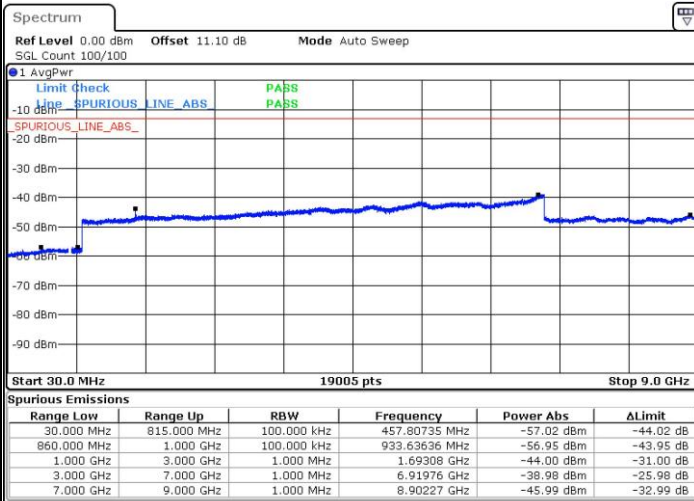


Date: 21.SEP.2018 00:29:58

Date: 21.SEP.2018 00:30:53

Highest Channel / QPSK

Highest Channel / 16QAM



Date: 21.SEP.2018 00:39:22

Date: 21.SEP.2018 00:40:18

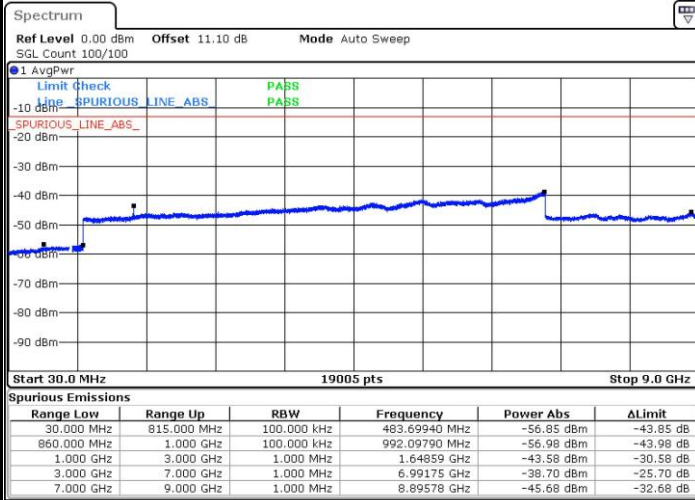




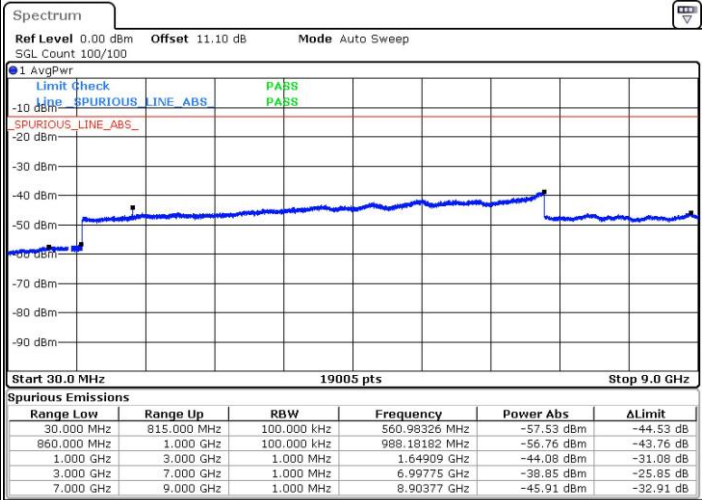
LTE Band 5 / 5MHz

Lowest Channel / QPSK

Lowest Channel / 16QAM



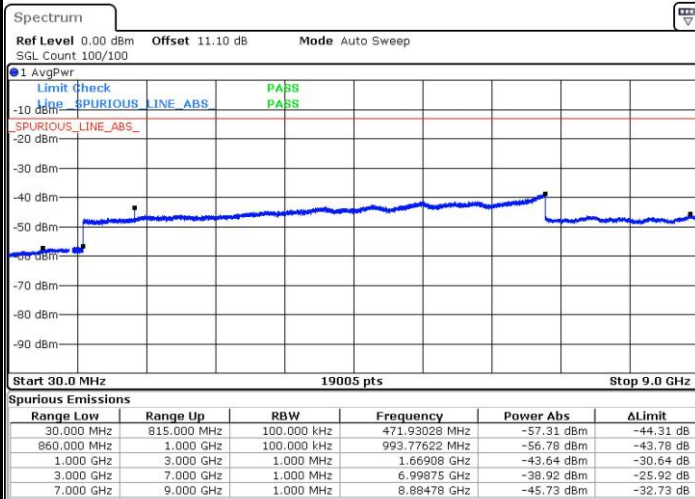
Date: 21.SEP.2018 01:02:52



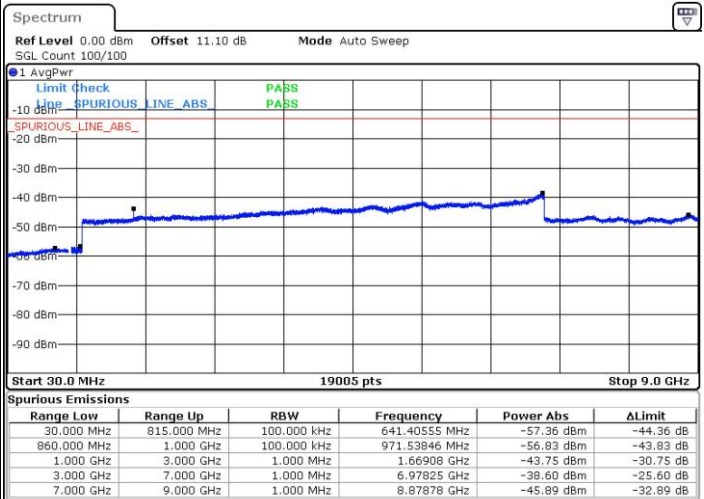
Date: 21.SEP.2018 01:04:33

Middle Channel / QPSK

Middle Channel / 16QAM



Date: 21.SEP.2018 01:06:30

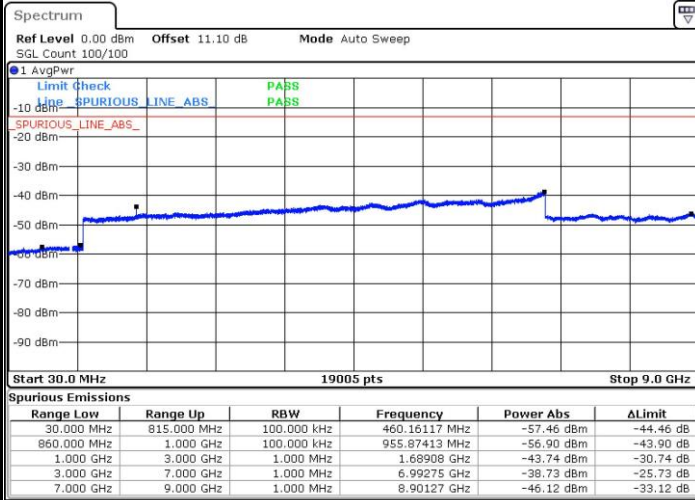


Date: 21.SEP.2018 01:07:25



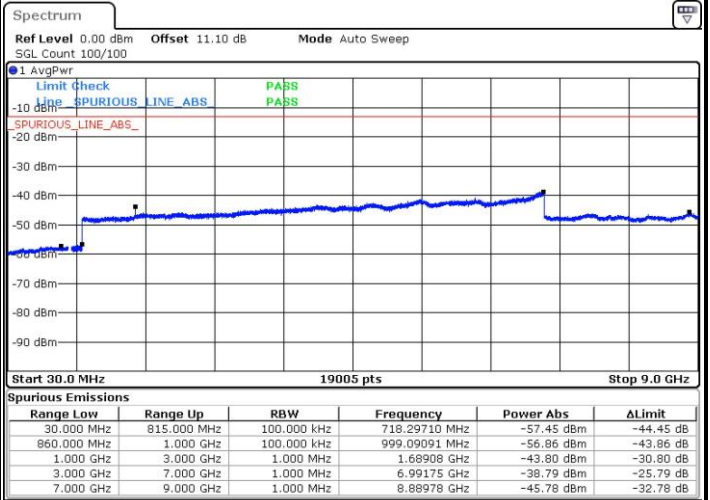
LTE Band 5 / 5MHz

Highest Channel / QPSK



Date: 21.SEP.2018 01:15:53

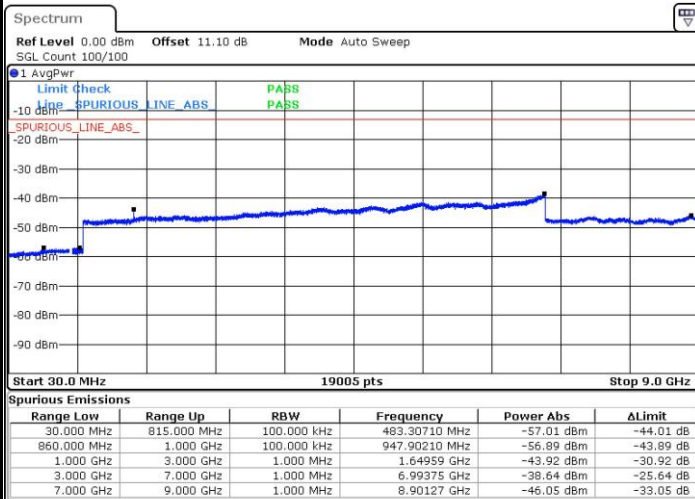
Highest Channel / 16QAM



Date: 21.SEP.2018 01:16:47

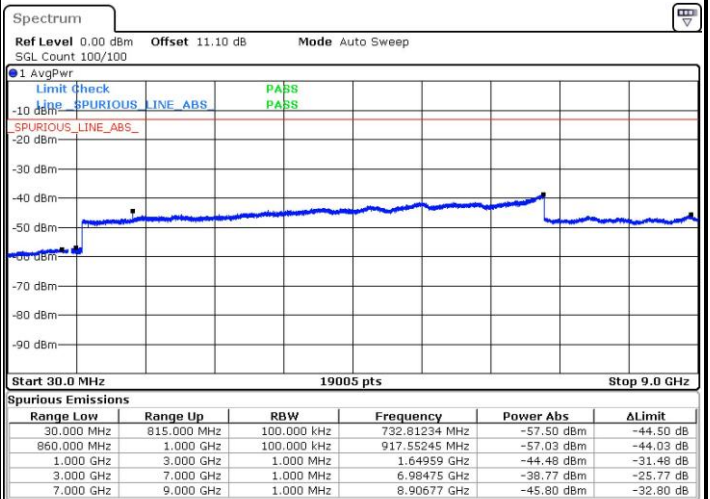
LTE Band 5 / 10MHz

Lowest Channel / QPSK



Date: 21.SEP.2018 01:25:14

Lowest Channel / 16QAM



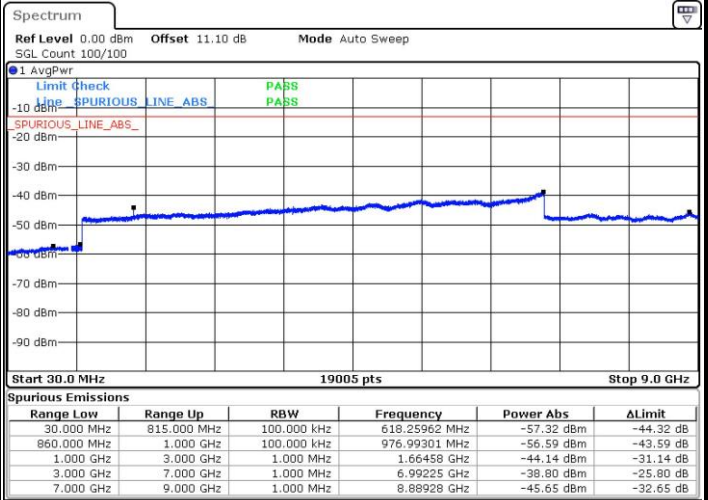
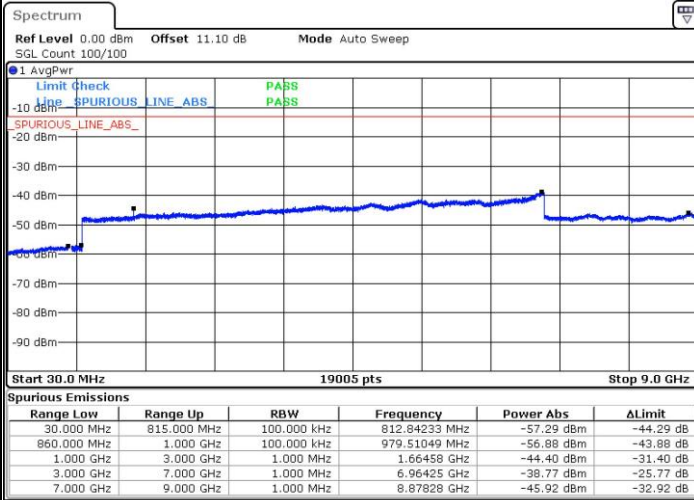
Date: 21.SEP.2018 01:26:08



LTE Band 5 / 10MHz

Middle Channel / QPSK

Middle Channel / 16QAM

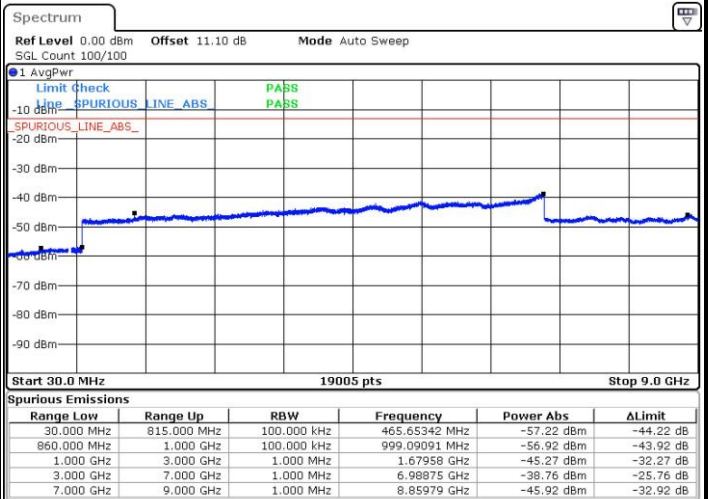
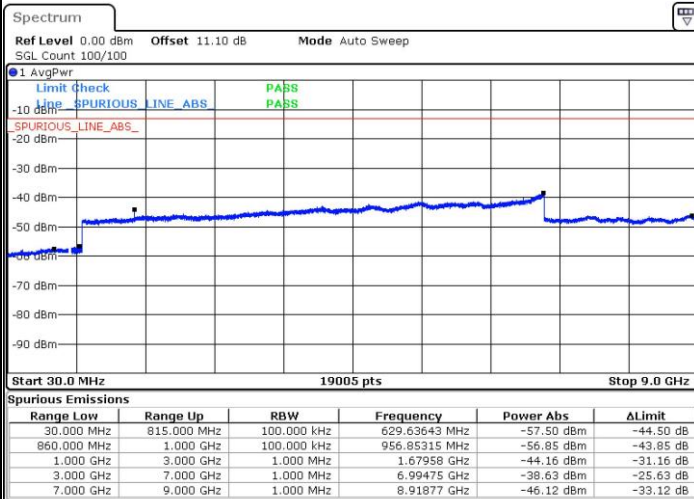


Date: 21.SEP.2018 01:27:54

Date: 21.SEP.2018 01:28:49

Highest Channel / QPSK

Highest Channel / 16QAM



Date: 21.SEP.2018 01:37:17

Date: 21.SEP.2018 01:38:11



Frequency Stability

Test Conditions		LTE Band 5 (QPSK) / Middle Channel	Limit
Temperature (°C)	Voltage (Volt)	BW 10MHz	2.5ppm
		Deviation (ppm)	Result
50	Normal Voltage	0.0057	PASS
40	Normal Voltage	0.0060	
30	Normal Voltage	0.0085	
20(Ref.)	Normal Voltage	0.0000	
10	Normal Voltage	0.0002	
0	Normal Voltage	0.0037	
-10	Normal Voltage	0.0036	
-20	Normal Voltage	0.0037	
-30	Normal Voltage	0.0059	
20	Maximum Voltage	0.0026	
20	Normal Voltage	0.0000	
20	Battery End Point	0.0039	

Note:

1. Normal Voltage =3.8 V. ; Battery End Point (BEP) =3.4 V. ; Maximum Voltage =4.35 V.
2. Note: The frequency fundamental emissions stay within the authorized frequency block.



## LTE Band 7

### Peak-to-Average Ratio

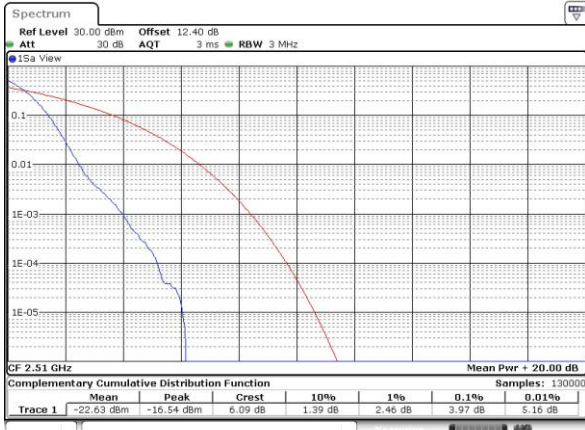
Mode	LTE Band 7 / 20MHz				
Mod.	QPSK		16QAM		Limit: 13dB
RB Size	1RB	Full RB	1RB	Full RB	Result
Lowest CH	3.97	6.99	4.38	7.33	<b>PASS</b>
Middle CH	4.93	6.9	5.25	7.3	
Highest CH	5.19	6.75	5.3	7.3	





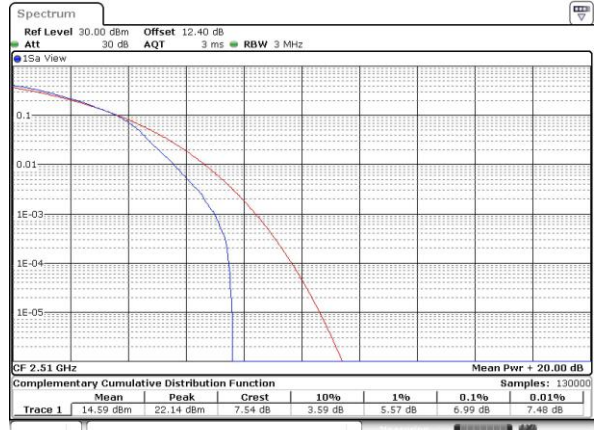
LTE Band 7 / 20MHz / QPSK

Lowest Channel / 1RB



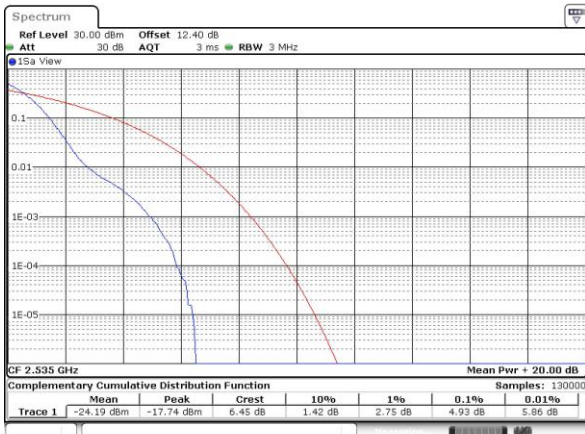
Date: 25\_SEP.2018 04:15:51

Lowest Channel / Full RB



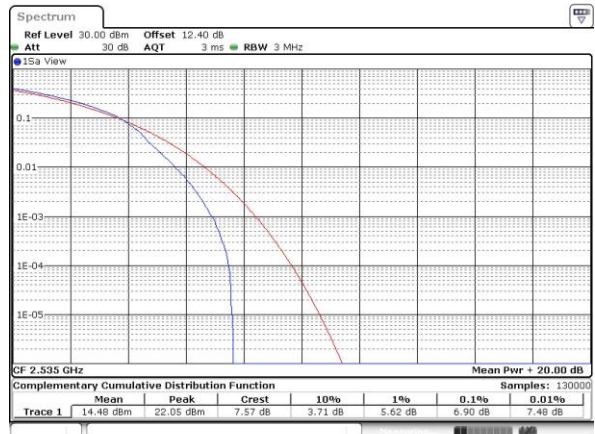
Date: 25\_SEP.2018 04:16:02

Middle Channel / 1RB



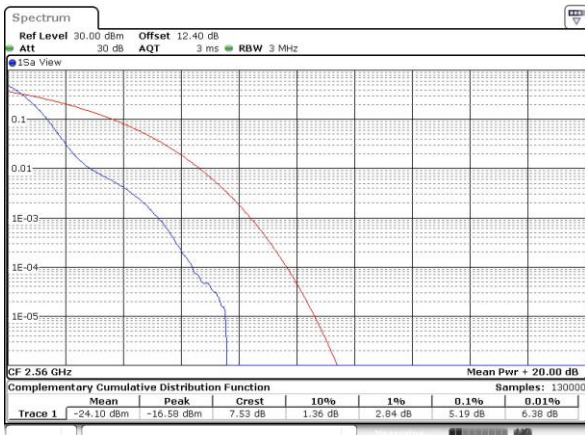
Date: 25\_SEP.2018 04:16:13

Middle Channel / Full RB



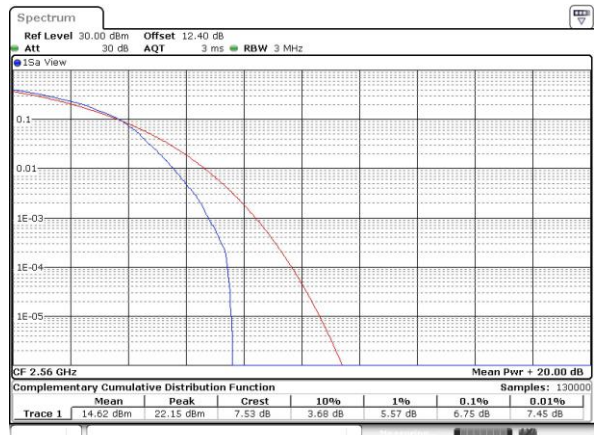
Date: 25\_SEP.2018 04:16:26

Highest Channel / 1RB



Date: 25\_SEP.2018 04:16:54

Highest Channel / Full RB

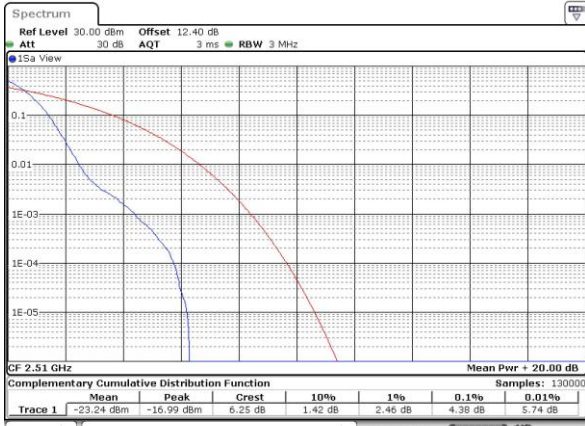


Date: 25\_SEP.2018 04:17:04



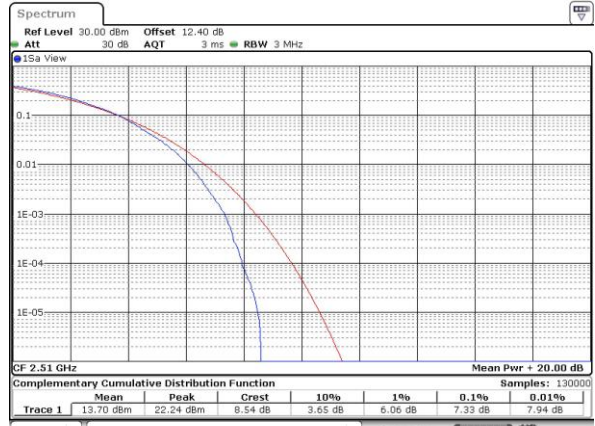
LTE Band 7 / 20MHz / 16QAM

Lowest Channel / 1RB



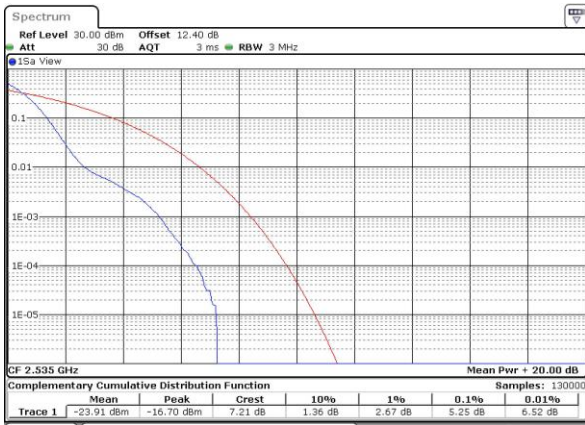
Date: 25\_SEP.2018 04:14:40

Lowest Channel / Full RB



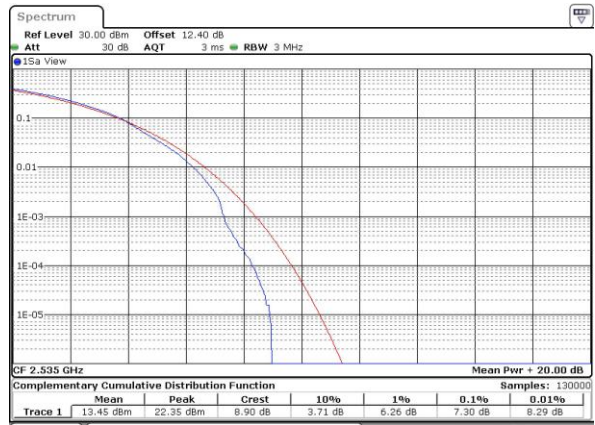
Date: 25\_SEP.2018 04:14:59

Middle Channel / 1RB



Date: 25\_SEP.2018 04:15:09

Middle Channel / Full RB



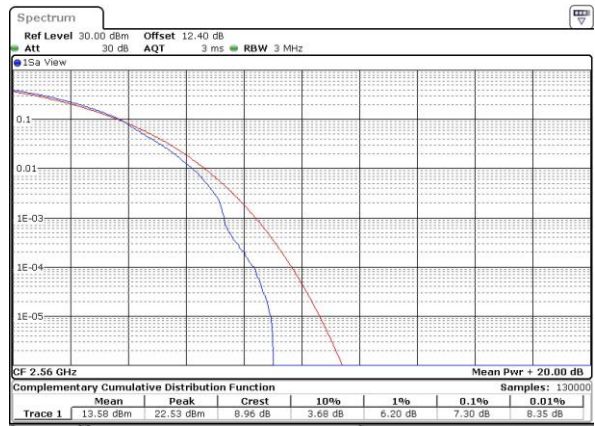
Date: 25\_SEP.2018 04:15:20

Highest Channel / 1RB



Date: 25\_SEP.2018 04:15:30

Highest Channel / Full RB



Date: 25\_SEP.2018 04:15:40



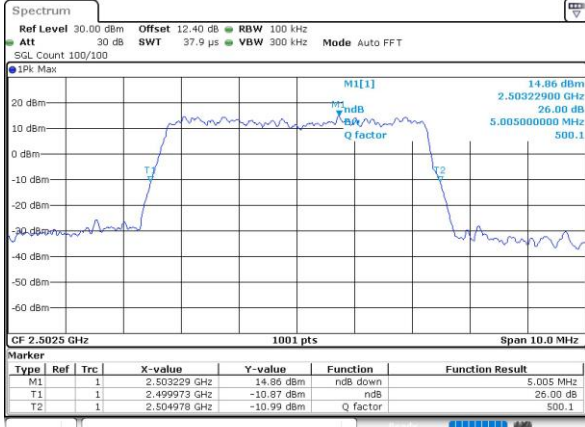
**26dB Bandwidth**

Mode	LTE Band 7 : 26dB BW(MHz)											
	1.4MHz		3MHz		5MHz		10MHz		15MHz		20MHz	
BW												
Mod.	QPSK	16QAM	QPSK	16QAM	QPSK	16QAM	QPSK	16QAM	QPSK	16QAM	QPSK	16QAM
Lowest CH	-	-	-	-	5.01	4.93	9.89	9.97	14.42	14.60	20.30	20.26
Middle CH	-	-	-	-	4.85	4.81	9.85	9.83	14.30	14.33	20.38	20.22
Highest CH	-	-	-	-	4.96	4.95	9.89	9.75	14.48	14.45	20.30	20.22



LTE Band 7

Lowest Channel / 5MHz / QPSK



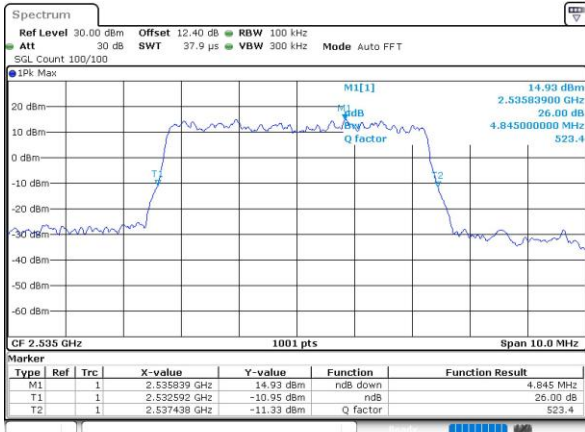
Date: 25\_SEP.2018 03:10:04

Lowest Channel / 5MHz / 16QAM



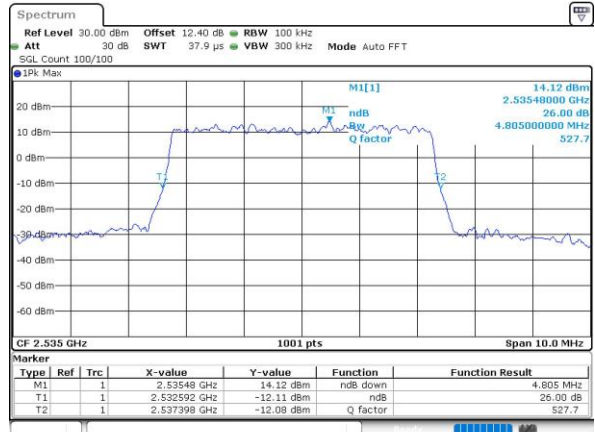
Date: 25\_SEP.2018 03:11:16

Middle Channel / 5MHz / QPSK



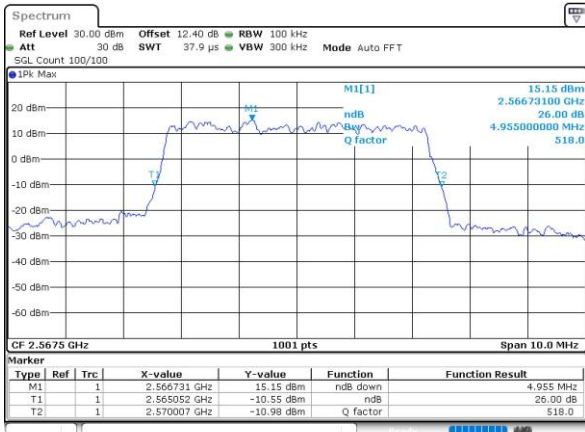
Date: 25\_SEP.2018 03:16:46

Middle Channel / 5MHz / 16QAM



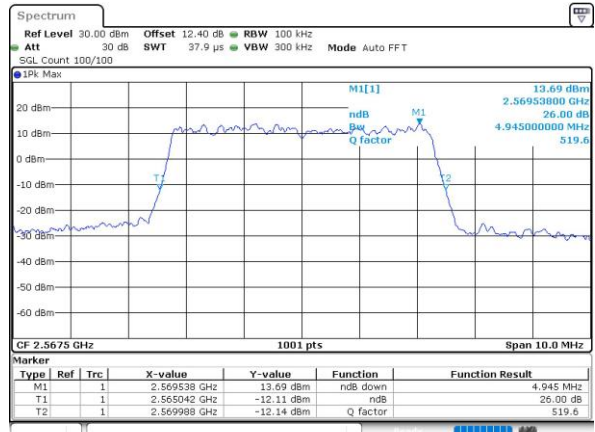
Date: 25\_SEP.2018 03:16:57

Highest Channel / 5MHz / QPSK



Date: 25\_SEP.2018 03:19:29

Highest Channel / 5MHz / 16QAM

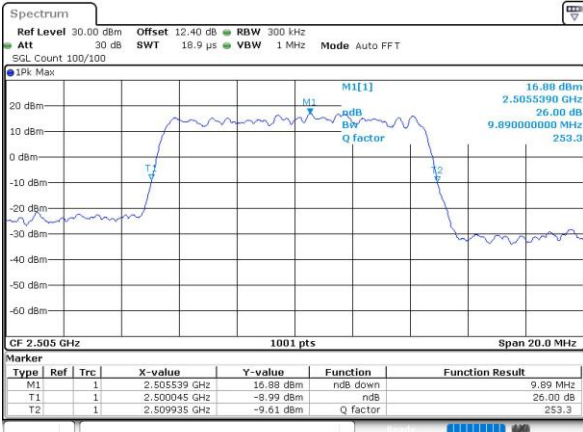


Date: 25\_SEP.2018 03:19:41



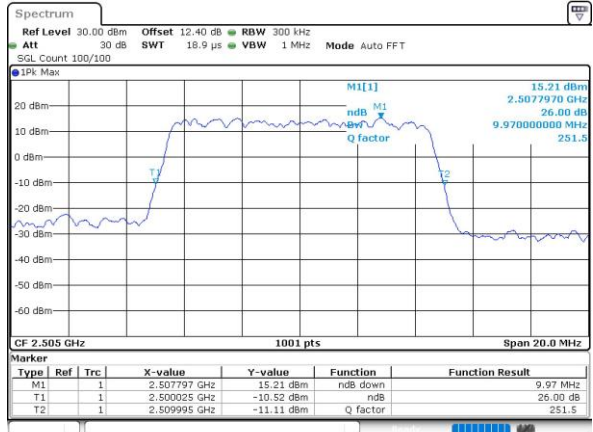
LTE Band 7

Lowest Channel / 10MHz / QPSK



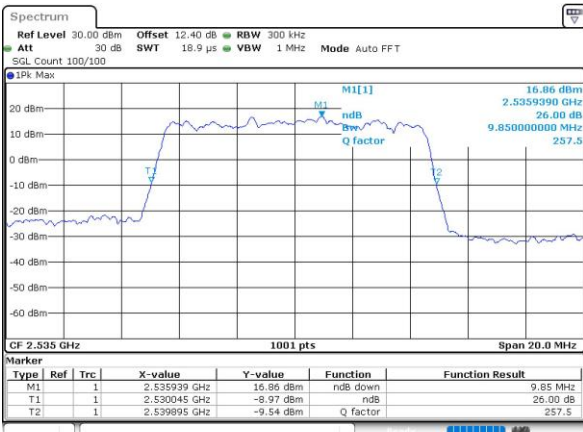
Date: 25\_SEP.2018 03:26:11

Lowest Channel / 10MHz / 16QAM



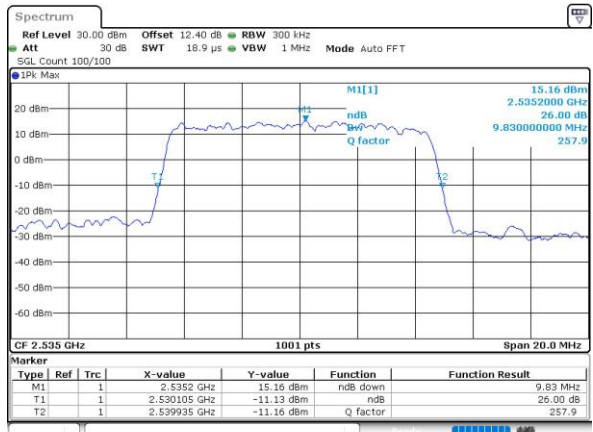
Date: 25\_SEP.2018 03:26:23

Middle Channel / 10MHz / QPSK



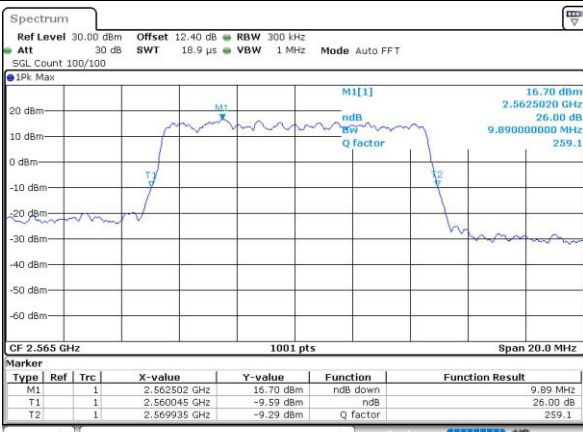
Date: 25\_SEP.2018 03:32:53

Middle Channel / 10MHz / 16QAM



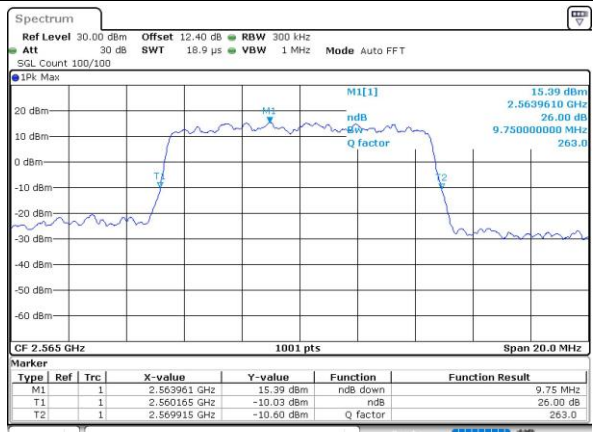
Date: 25\_SEP.2018 03:33:05

Highest Channel / 10MHz / QPSK



Date: 25\_SEP.2018 03:35:37

Highest Channel / 10MHz / 16QAM



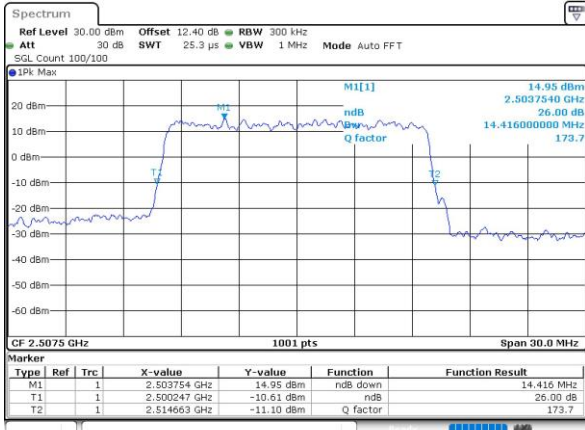
Date: 25\_SEP.2018 03:35:48





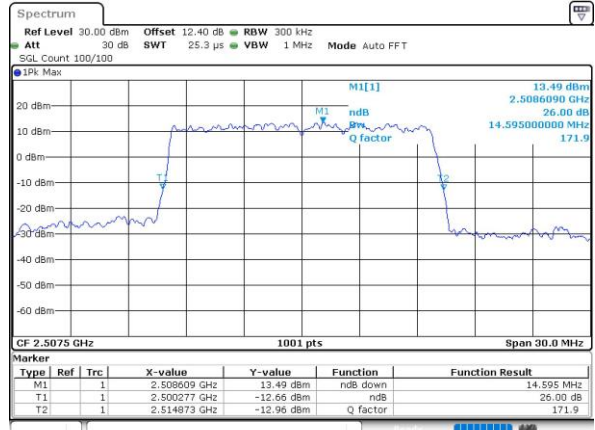
LTE Band 7

Lowest Channel / 15MHz / QPSK



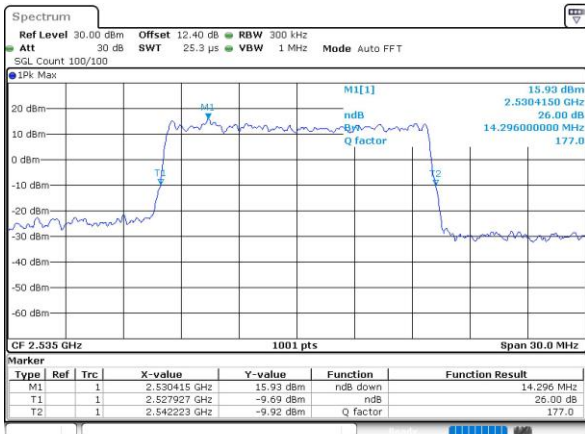
Date: 25\_SEP.2018 03:42:20

Lowest Channel / 15MHz / 16QAM



Date: 25\_SEP.2018 03:42:32

Middle Channel / 15MHz / QPSK



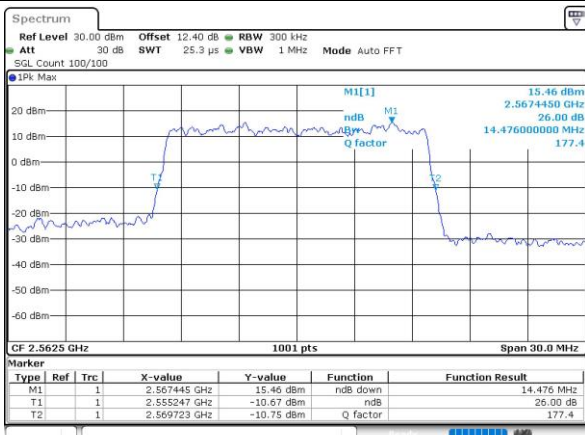
Date: 25\_SEP.2018 03:49:05

Middle Channel / 15MHz / 16QAM



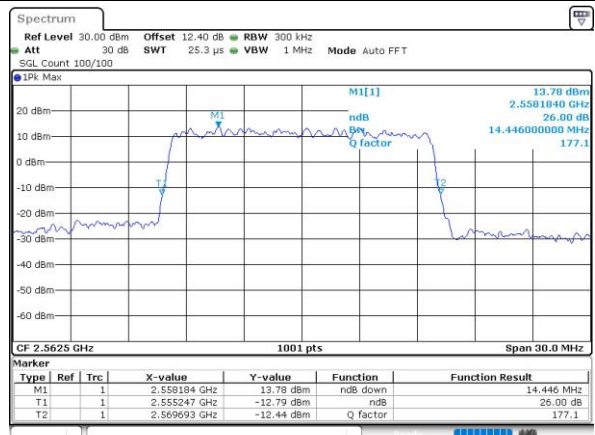
Date: 25\_SEP.2018 03:49:16

Highest Channel / 15MHz / QPSK



Date: 25\_SEP.2018 03:51:49

Highest Channel / 15MHz / 16QAM

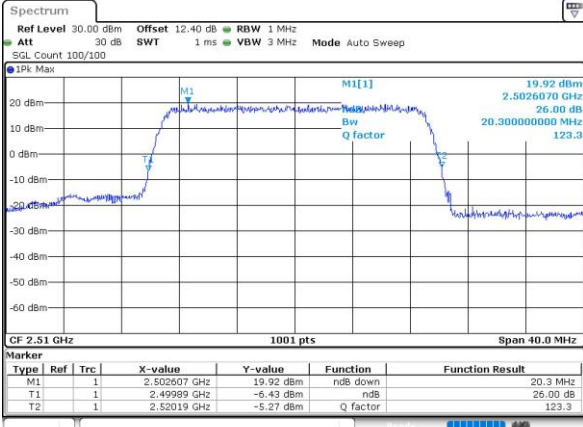


Date: 25\_SEP.2018 03:51:59



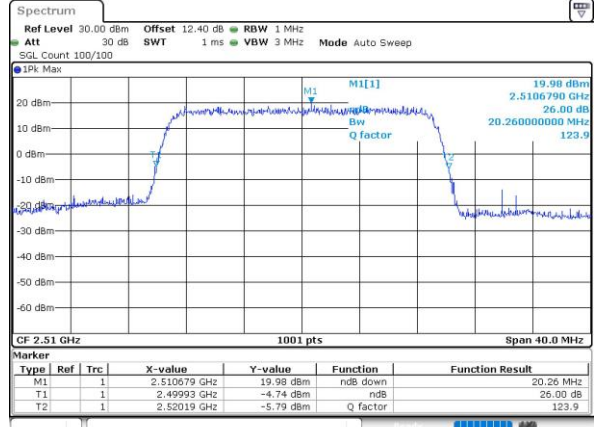
LTE Band 7

Lowest Channel / 20MHz / QPSK



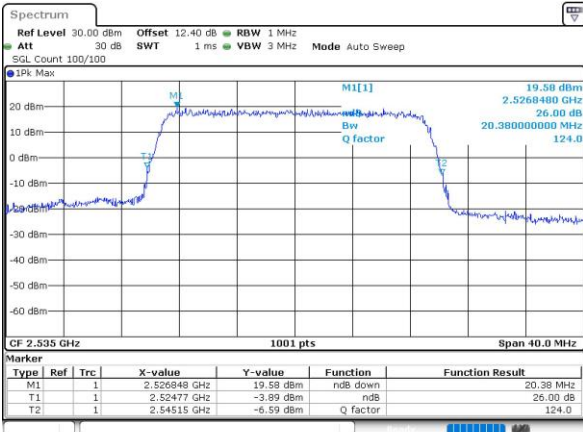
Date: 25\_SEP.2018 03:58:30

Lowest Channel / 20MHz / 16QAM



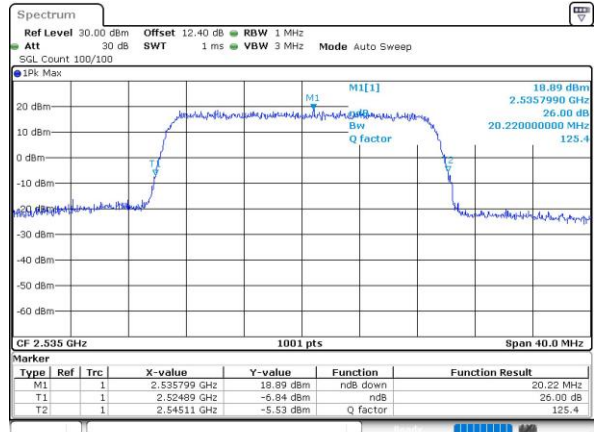
Date: 25\_SEP.2018 03:58:42

Middle Channel / 20MHz / QPSK



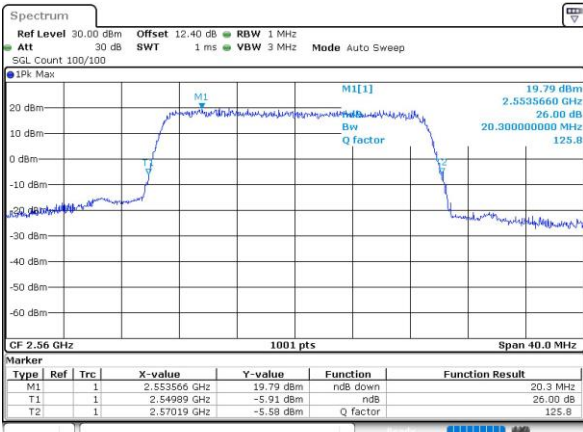
Date: 25\_SEP.2018 04:05:14

Middle Channel / 20MHz / 16QAM



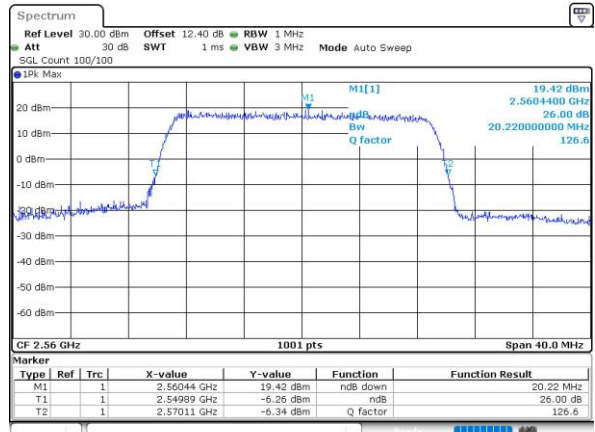
Date: 25\_SEP.2018 04:05:25

Highest Channel / 20MHz / QPSK



Date: 25\_SEP.2018 04:07:57

Highest Channel / 20MHz / 16QAM



Date: 25\_SEP.2018 04:08:09



### Occupied Bandwidth

Mode	LTE Band 7 : 99%OBW(MHz)											
	1.4MHz		3MHz		5MHz		10MHz		15MHz		20MHz	
BW	QPSK	16QAM	QPSK	16QAM	QPSK	16QAM	QPSK	16QAM	QPSK	16QAM	QPSK	16QAM
Mod.	QPSK	16QAM	QPSK	16QAM	QPSK	16QAM	QPSK	16QAM	QPSK	16QAM	QPSK	16QAM
Lowest CH	-	-	-	-	4.47	4.5	9.03	9.03	13.46	13.4	18.38	18.38
Middle CH	-	-	-	-	4.48	4.51	8.99	8.97	13.43	13.49	18.38	18.34
Highest CH	-	-	-	-	4.49	4.47	9.07	9.03	13.43	13.49	18.34	18.3