



# FCC RADIO TEST REPORT

**FCC ID** : IHDT56XP1  
**Equipment** : Mobile Cellular Phone  
**Brand Name** : Motorola  
**Model name** : XT1962-1  
**Applicant** : Motorola Mobility LLC  
222 W,Merchandise Mart Plaza, Chicago IL  
60654 USA  
**Manufacturer** : Motorola Mobility LLC  
222 W,Merchandise Mart Plaza, Chicago IL  
60654 USA  
**Standard** : FCC Part 15 Subpart E §15.407

The product was received on Sep. 08, 2018 and testing was started from Sep. 21, 2018 and completed on Sep. 25, 2018. We, SPORTON INTERNATIONAL INC., would like to declare that the tested sample has been evaluated in accordance with the test procedures and has been in compliance with the applicable technical standards.

The report must not be used by the client to claim product certification, approval, or endorsement by TAF or any agency of government.

The test results in this report apply exclusively to the tested model / sample. Without written approval of SPORTON INTERNATIONAL INC. EMC & Wireless Communications Laboratory, the test report shall not be reproduced except in full.

Approved by: Joseph Lin

**SPORTON INTERNATIONAL INC. EMC & Wireless Communications Laboratory**

No. 52, Huaya 1st Rd., Guishan Dist., Taoyuan City, Taiwan (R.O.C.)



## Table of Contents

|  |           |
|--|-----------|
| History of this test report.....                             | 3         |
| Summary of Test Result.....                                  | 4         |
| <b>1 General Description .....</b>                           | <b>5</b>  |
| 1.1 Product Feature of Equipment Under Test .....            | 5         |
| 1.2 Product Specification of Equipment Under Test .....      | 6         |
| 1.3 Modification of EUT.....                                 | 6         |
| 1.4 Testing Location.....                                    | 7         |
| 1.5 Applicable Standards .....                               | 7         |
| <b>2 Test Configuration of Equipment Under Test.....</b>     | <b>8</b>  |
| 2.1 Carrier Frequency and Channel .....                      | 8         |
| 2.2 Test Mode .....  | 9         |
| 2.3 Connection Diagram of Test System .....                  | 10        |
| 2.4 Support Unit used in test configuration and system ..... | 11        |
| 2.5 EUT Operation Test Setup .....                           | 11        |
| 2.6 Measurement Results Explanation Example .....            | 11        |
| <b>3 Test Result .....</b>                                   | <b>12</b> |
| 3.1 6dB and 26dB and 99% Occupied Bandwidth Measurement..... | 12        |
| 3.2 Maximum Conducted Output Power Measurement .....         | 15        |
| 3.3 Power Spectral Density Measurement .....                 | 16        |
| 3.4 Unwanted Emissions Measurement .....                     | 18        |
| 3.5 AC Conducted Emission Measurement.....                   | 24        |
| 3.6 Automatically Discontinue Transmission .....             | 26        |
| 3.7 Antenna Requirements .....                               | 27        |
| <b>4 List of Measuring Equipment .....</b>                   | <b>28</b> |
| <b>5 Uncertainty of Evaluation .....</b>                     | <b>30</b> |
| <b>Appendix A. Conducted Test Results</b>                    |           |
| <b>Appendix B. AC Conducted Emission Test Result</b>         |           |
| <b>Appendix C. Radiated Spurious Emission</b>                |           |
| <b>Appendix D. Radiated Spurious Emission Plots</b>          |           |
| <b>Appendix E. Duty Cycle Plots</b>                          |           |





## Summary of Test Result

| Report Clause | Ref Std. Clause        | Test Items                             | Result (PASS/FAIL) | Remark                                  |
|---------------|------------------------|--|--------------------|---|
| 3.1           | 15.403 (i)             | 6dB & 26dB Bandwidth                   | Pass               | -                                       |
| 3.1           | 2.1049                 | 99% Occupied Bandwidth                 | Reporting only     | -                                       |
| 3.2           | 15.407 (a)             | Maximum Conducted Output Power         | Pass               | -                                       |
| 3.3           | 15.407 (a)             | Power Spectral Density                 | Pass               | -                                       |
| 3.4           | 15.407(b)              | Unwanted Emissions                     | Pass               | Under limit<br>9.33 dB at<br>31.080 MHz |
| 3.5           | 15.207                 | AC Conducted Emission                  | Pass               | Under limit<br>20.11 dB at<br>0.152 MHz |
| 3.6           | 15.407 (c)             | Automatically Discontinue Transmission | Pass               | -                                       |
| 3.7           | 15.203 &<br>15.407 (a) | Antenna Requirement                    | Pass               | -                                       |

**Reviewed by: Wii Chang**

**Report Producer: Natasha Hsieh**



# 1 General Description

## 1.1 Product Feature of Equipment Under Test

| Product Feature                 |   |
|---------------------------------|---|
| Equipment                       | Mobile Cellular Phone   |
| Brand Name                      | Motorola  |
| Model Name                      | XT1962-1  |
| FCC ID                          | IHDT56XP1   |
| IMEI Code                       | <b>Conducted :</b> IMEI: 355569090014734<br><b>Conduction :</b> IMEI: 355569090016895<br><b>Radiation :</b> IMEI: 355569090016846 |
| EUT supports Radios application | CDMA/EV-DO/GSM/EGPRS/WCDMA/HSPA/LTE/GNSS/<br>FM<br>WLAN 11b/g/n HT20<br>WLAN 11a/n HT20/HT40<br>Bluetooth BR/EDR/LE               |
| HW Version                      | DVT1-B  |
| EUT Stage                       | Identical Prototype   |

Remark: The above EUT's information was declared by manufacturer.

| Accessory List |                         |
|----------------|-------------------------|
| AC Adapter 1   | Brand Name : Motorola   |
|                | Model Name : SC-51      |
|                | Manufacturer : Salom    |
| AC Adapter 2   | Brand Name : Motorola   |
|                | Model Name : SC-51      |
|                | Manufacturer : Chenyang |
| Battery        | Brand Name : Motorola   |
|                | Model Name : JG30       |
|                | Manufacturer : Amperex  |
| Earphone       | Brand Name : Motorola   |
|                | Model Name : SH38C37773 |
|                | Manufacturer : Lyand    |
| USB Cable 1    | Brand Name : Cabletech  |
|                | Model Name : SKN6473A   |
| USB Cable 2    | Brand Name : Saibao     |
|                | Model Name : SKN6473A   |
| USB Cable 3    | Brand Name : Luxshare   |
|                | Model Name : SKN6473A   |



## 1.2 Product Specification of Equipment Under Test

| Standards-related Product Specification |  |
|---|--|
| <b>Tx/Rx Channel Frequency Range</b>    | 5745 MHz ~ 5825 MHz  |
| <b>Maximum Output Power</b>             | 802.11a : 18.77 dBm / 0.0753 W<br>802.11n HT20 : 18.76 dBm / 0.0752 W<br>802.11n HT40 : 17.96 dBm / 0.0625 W |
| <b>99% Occupied Bandwidth</b>           | 802.11a : 17.10 MHz<br>802.11n HT20 : 18.15 MHz<br>802.11n HT40 : 36.60 MHz                                  |
| <b>Antenna Type / Gain</b>              | IFA Antenna with gain 0.00 dBi   |
| <b>Type of Modulation</b>               | 802.11a/n : OFDM (BPSK / QPSK / 16QAM / 64QAM)   |

## 1.3 Modification of EUT

No modifications are made to the EUT during all test items.



### 1.4 Testing Location

Sporton Lab is accredited to ISO 17025 by Taiwan Accreditation Foundation (TAF code : 1190) and the FCC designation No. TW1190 and TW0007 under the FCC 2.948(e) by Mutual Recognition Agreement (MRA) in FCC Test.

|                           |   |         |
|---------------------------|---|---------|
| <b>Test Site</b>          | SPORTON INTERNATIONAL INC.  |         |
| <b>Test Site Location</b> | No.52, Huaya 1st Rd., Guishan Dist.,<br>Taoyuan City, Taiwan (R.O.C.)<br>TEL: +886-3-327-3456<br>FAX: +886-3-328-4978 |         |
| <b>Test Site No.</b>      | <b>Sporton Site No.</b>   |         |
|                           | TH05-HY   | CO05-HY |

**Note:** The test site complies with ANSI C63.4 2014 requirement.

|                           |   |  |
|---------------------------|---|--|
| <b>Test Site</b>          | SPORTON INTERNATIONAL INC.  |  |
| <b>Test Site Location</b> | No.58, Aly. 75, Ln. 564, Wenhua 3rd, Rd., Guishan Dist.,<br>Taoyuan City, Taiwan (R.O.C.)<br>TEL: +886-3-327-0868<br>FAX: +886-3-327-0855 |  |
| <b>Test Site No.</b>      | <b>Sporton Site No.</b>   |  |
|                           | 03CH13-HY   |  |

**Note:** The test site complies with ANSI C63.4 2014 requirement.

### 1.5 Applicable Standards

According to the specifications of the manufacturer, the EUT must comply with the requirements of the following standards:

- ♦ FCC Part 15 Subpart E
- ♦ FCC KDB 789033 D02 General UNII Test Procedures New Rules v02r01.
- ♦ FCC KDB 414788 D01 Radiated Test Site v01r01.
- ♦ ANSI C63.10-2013

**Remark:**

1. All test items were verified and recorded according to the standards and without any deviation during the test.
2. This EUT has also been tested and complied with the requirements of FCC Part 15, Subpart B, recorded in a separate test report.



## 2 Test Configuration of Equipment Under Test

- a. The EUT has been associated with peripherals and configuration operated in a manner tended to maximize its emission characteristics in a typical application. Frequency range investigated: conduction emission (150 kHz to 30 MHz), radiation emission (9 kHz to the 10th harmonic of the highest fundamental frequency or to 40 GHz, whichever is lower). For radiated measurement, pre-scanned in three orthogonal panels, X, Y, Z. The worst cases (Z plane) were recorded in this report.
  
- b. AC power line Conducted Emission was tested under maximum output power.

### 2.1 Carrier Frequency and Channel

| Frequency Band                       | Channel | Freq. (MHz) | Channel | Freq. (MHz) |
|--------------------------------------|---------|-------------|---------|-------------|
| 5725-5850 MHz<br>Band 4<br>(U-NII-3) | 149     | 5745        | 157     | 5785        |
|                                      | 151*    | 5755        | 159*    | 5795        |
|                                      | 153     | 5765        | 161     | 5805        |
|                                      | -       | -           | 165     | 5825        |

**Note:** The above Frequency and Channel in "\*" were 802.11n HT40.





## 2.2 Test Mode

Final test modes are considering the modulation and worse data rates as below table.

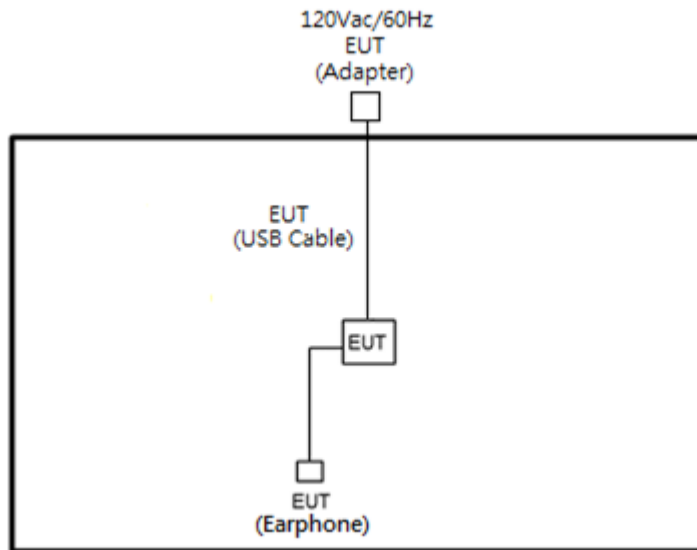
| Modulation   | Data Rate |
|--------------|-----------|
| 802.11a      | 6 Mbps    |
| 802.11n HT20 | MCS0      |
| 802.11n HT40 | MCS0      |

| Test Cases  |  |
|---|--|
| <b>AC Conducted Emission</b>  | Mode 1 : GSM1900 Idle + Bluetooth Link + WLAN (5GHz) Link + MP3 + Battery + USB Cable 3 Type C (Charging from Adapter 1) |
| <b>Remark:</b> For Radiated Test Cases, the tests were performed with Adapter 1 and USB Cable 1 Type C. |  |

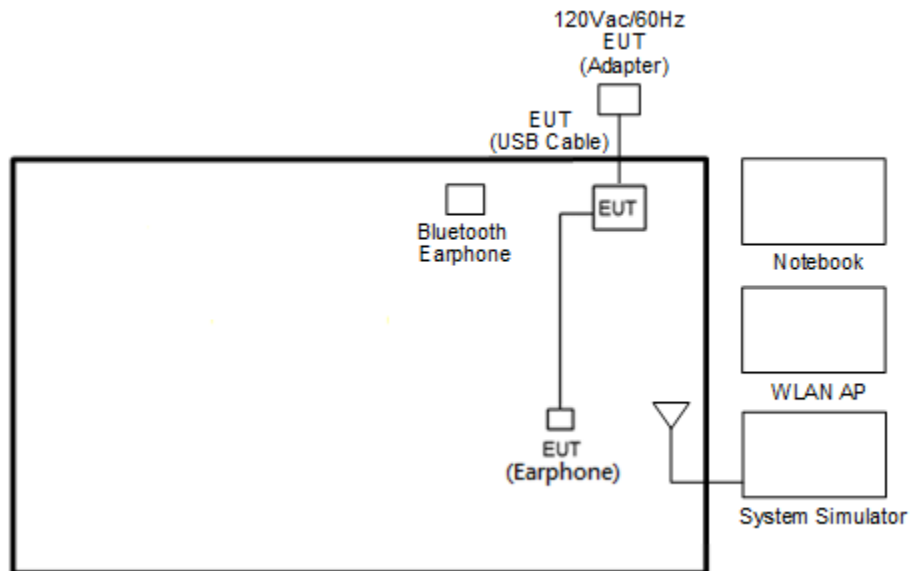
| Ch. #    | Band IV : 5725-5850 MHz |              |              |
|----------|-------------------------|--------------|--------------|
|          | 802.11a                 | 802.11n HT20 | 802.11n HT40 |
| L Low    | 149                     | 149          | 151          |
| M Middle | 157                     | 157          | -            |
| H High   | 165                     | 165          | 159          |

## 2.3 Connection Diagram of Test System

<WLAN Tx Mode>



<AC Conducted Emission Mode>



## 2.4 Support Unit used in test configuration and system

| Item | Equipment          | Trade Name    | Model Name | FCC ID      | Data Cable | Power Cord   |
|------|--------------------|---------------|------------|-------------|------------|--|
| 1.   | System Simulator   | Anritsu       | MT8820C    | N/A         | N/A        | Unshielded, 1.8 m  |
| 2.   | Bluetooth Earphone | Sony Ericsson | MW600      | PY700A2029  | N/A        | N/A  |
| 3.   | WLAN AP            | ASUS          | RT-AC66U   | MSQ-RTAC66U | N/A        | Unshielded, 1.8 m  |
| 4.   | Notebook           | DELL          | P20G       | FCC DoC     | N/A        | AC I/P:<br>Unshielded, 1.2 m<br>DC O/P:<br>Shielded, 1.8 m |
| 5.   | SD Card            | SanDisk       | MicroSD HC | FCC DoC     | N/A        | N/A  |

## 2.5 EUT Operation Test Setup

The RF test items, utility “CMD” was installed in Notebook which was programmed in order to make the EUT get into the engineering modes to provide channel selection, power level, data rate and the application type and for continuous transmitting signals.

## 2.6 Measurement Results Explanation Example

**For all conducted test items:**

The offset level is set in the spectrum analyzer to compensate the RF cable loss and attenuator factor between EUT conducted output port and spectrum analyzer. With the offset compensation, the spectrum analyzer reading level is exactly the EUT RF output level.

Example :

The spectrum analyzer offset is derived from RF cable loss and attenuator factor.

*Offset = RF cable loss + attenuator factor.*

Following shows an offset computation example with cable loss 4.2 dB and 10dB attenuator.

$$\begin{aligned} \text{Offset(dB)} &= \text{RF cable loss(dB)} + \text{attenuator factor(dB)} \\ &= 4.2 + 10 = 14.2 \text{ (dB)} \end{aligned}$$

### 3 Test Result

#### 3.1 6dB and 26dB and 99% Occupied Bandwidth Measurement

##### 3.1.1 Description of 6dB and 26dB and 99% Occupied Bandwidth

The minimum 6 dB bandwidth shall be at least 500 kHz.

26dB and 99% Occupied bandwidth are reporting only.

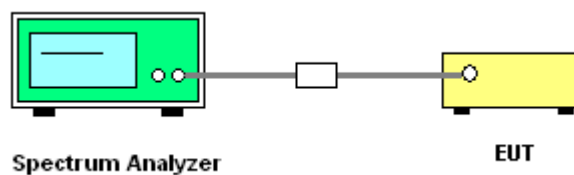
##### 3.1.2 Measuring Instruments

See list of measuring equipment of this test report.

##### 3.1.3 Test Procedures

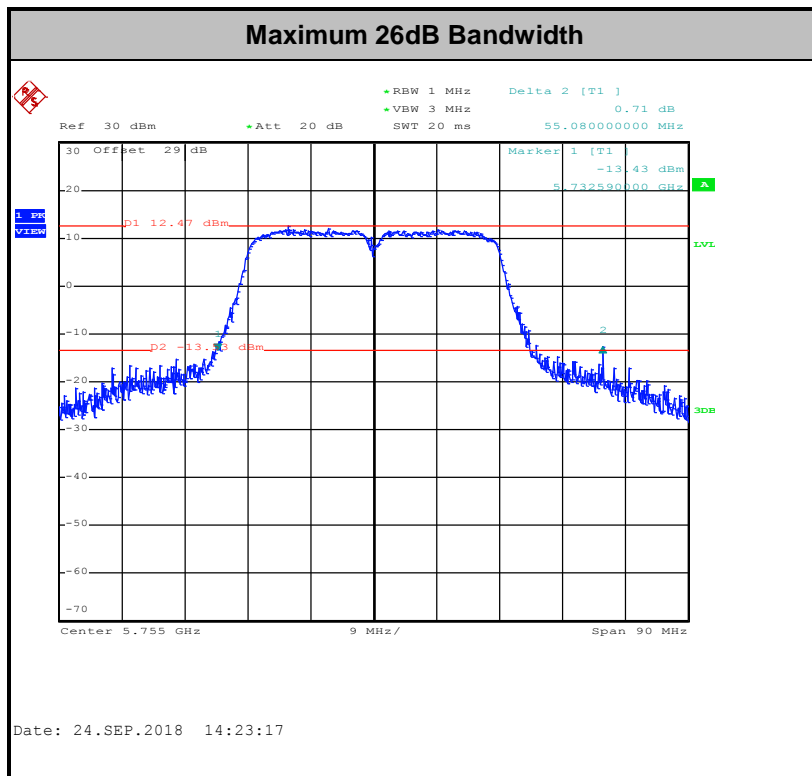
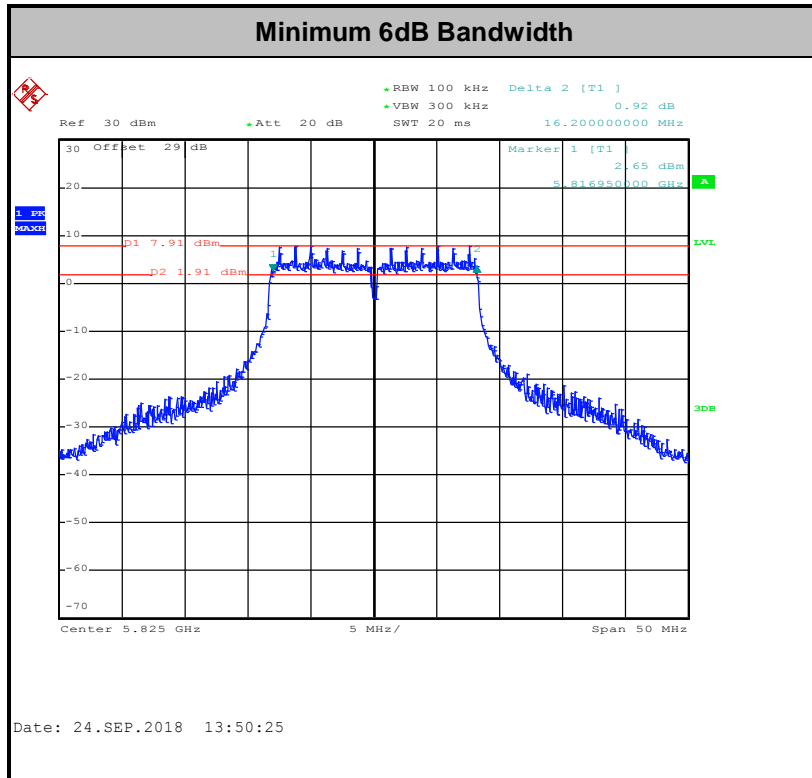
1. The testing follows FCC KDB 789033 D02 General UNII Test Procedures New Rules v02r01. Section C) Emission bandwidth for the band 5.725-5.85GHz
2. Set RBW = 100kHz.
3. Set the VBW  $\geq 3 \times$  RBW.
4. Detector = Peak.
5. Trace mode = max hold
6. Measure the maximum width of the emission that is 6 dB down from the peak of the emission.
7. Measure and record the results in the test report.

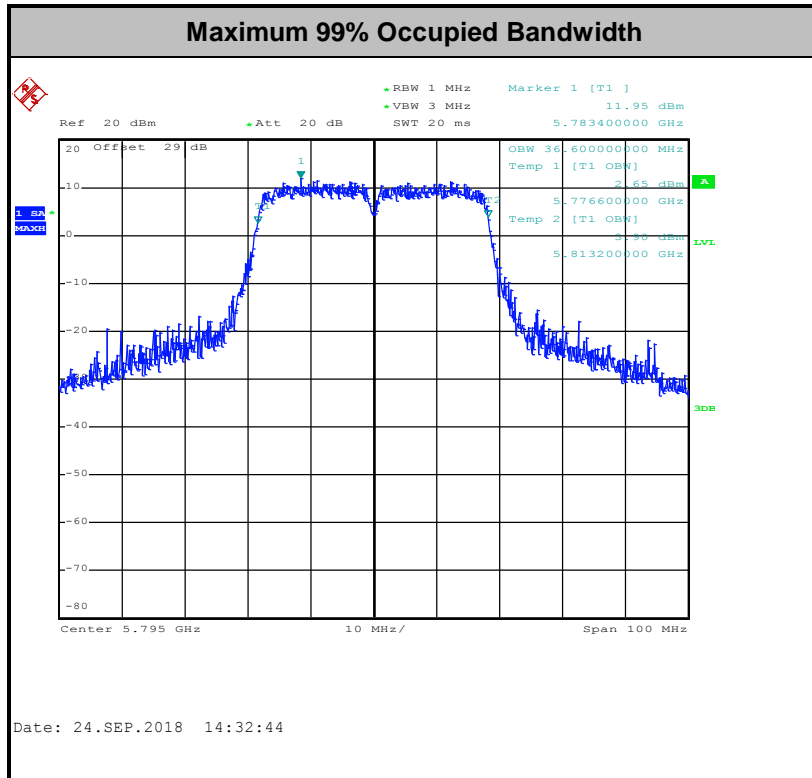
##### 3.1.4 Test Setup



##### 3.1.5 Test Result of 6dB Bandwidth

Please refer to Appendix A.





**Note:** The occupied channel bandwidth is maintained within the band of operation for all of the modulations.

## 3.2 Maximum Conducted Output Power Measurement

### 3.2.1 Limit of Maximum Conducted Output Power

For the band 5.725–5.85 GHz, the maximum conducted output power over the frequency band of operation shall not exceed 1 W.

If transmitting antennas of directional gain greater than 6 dBi are used, the peak output power shall be reduced by the amount in dB that the directional gain of the antenna exceeds 6 dBi.

### 3.2.2 Measuring Instruments

See list of measuring equipment of this test report.

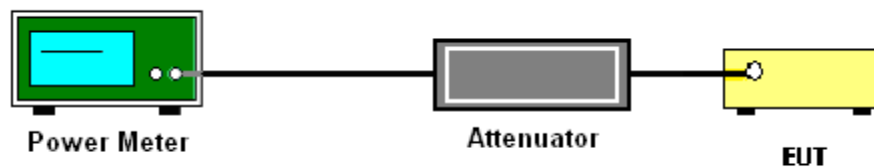
### 3.2.3 Test Procedures

The testing follows Method PM of FCC KDB 789033 D02 General UNII Test Procedures New Rules v02r01.

Method PM (Measurement using an RF average power meter):

1. Measurement is performed using a wideband RF power meter.
2. The EUT is configured to transmit continuously with a consistent duty cycle at its maximum power control level.
3. Measure the average power of the transmitter, and the average power is corrected with duty factor,  $10 \log(1/x)$ , where  $x$  is the duty cycle.

### 3.2.4 Test Setup



### 3.2.5 Test Result of Maximum Conducted Output Power

Please refer to Appendix A.



### 3.3 Power Spectral Density Measurement

#### 3.3.1 Limit of Power Spectral Density

For the band 5.725–5.85 GHz, the maximum power spectral density shall not exceed 30 dBm in any 500-kHz band.

If transmitting antennas of directional gain greater than 6 dBi are used, the peak output power shall be reduced by the amount in dB that the directional gain of the antenna exceeds 6 dBi.

#### 3.3.2 Measuring Instruments

See list of measuring equipment of this test report.

#### 3.3.3 Test Procedures

The testing follows FCC KDB 789033 D02 General UNII Test Procedures New Rules v02r01. Section F) Maximum power spectral density.

##### # Method SA-2 #

(trace averaging across on and off times of the EUT transmissions, followed by duty cycle correction).

- Measure the duty cycle.
  - Set span to encompass the entire emission bandwidth (EBW) of the signal.
  - Set RBW = 300 kHz.
  - Set VBW  $\geq$  1 MHz.
  - Number of points in sweep  $\geq$  2 Span / RBW.
  - Sweep time = auto.
  - Detector = RMS
  - Trace average at least 100 traces in power averaging mode.
  - Add  $10 \log(500\text{kHz}/\text{RBW})$  to the test result.
  - Add  $10 \log(1/x)$ , where x is the duty cycle, to the measured power in order to compute the average power during the actual transmission times. For example, add  $10 \log(1/0.25) = 6$  dB if the duty cycle is 25 percent.
1. The RF output of EUT was connected to the spectrum analyzer by a low loss cable.
  2. Each plot has already offset with cable loss, and attenuator loss. Measure the PPSD and record it.







### 3.4 Unwanted Emissions Measurement

This section is to measure unwanted emissions through radiated measurement for band edge spurious emissions and out of band emissions measurement.

#### 3.4.1 Limit of Unwanted Emissions

- (1) For transmitters operating in the 5.725-5.85 GHz band:  
 15.407(b)(4)(i) All emissions shall be limited to a level of -27 dBm/MHz at 75 MHz or more above or below the band edge increasing linearly to 10 dBm/MHz at 25 MHz above or below the band edge, and from 25 MHz above or below the band edge increasing linearly to a level of 15.6 dBm/MHz at 5 MHz above or below the band edge, and from 5 MHz above or below the band edge increasing linearly to a level of 27 dBm/MHz at the band edge.
- (2) Unwanted spurious emissions fallen in restricted bands shall comply with the general field strength limits as below table,

| Frequency (MHz) | Field Strength (microvolts/meter) | Measurement Distance (meters) |
|-----------------|-----------------------------------|-------------------------------|
| 0.009 – 0.490   | 2400/F(kHz)                       | 300                           |
| 0.490 – 1.705   | 24000/F(kHz)                      | 30                            |
| 1.705 – 30.0    | 30                                | 30                            |
| 30 – 88         | 100                               | 3                             |
| 88 – 216        | 150                               | 3                             |
| 216 - 960       | 200                               | 3                             |
| Above 960       | 500                               | 3                             |

**Note:** The following formula is used to convert the EIRP to field strength.

$$E = \frac{1000000\sqrt{30P}}{3} \mu\text{V/m, where P is the eirp (Watts)}$$



| EIRP (dBm) | Field Strength at 3m (dBµV/m) |
|------------|-------------------------------|
| - 27       | 68.3                          |

(3) KDB789033 D02 v02r01 G)2)c)

- (i) Section 15.407(b)(1) to (b)(3) specify the unwanted emission limits for the U-NII-1 and U-NII-2 bands. As specified, emissions above 1000 MHz that are outside of the restricted bands are subject to a peak emission limit of -27 dBm/MHz.<sup>3</sup>
- (ii) Section 15.407(b)(4) specifies the unwanted emission limit for the U-NII-3 band. A band emissions mask is specified in Section 15.407(b)(4)(i). The emission limits are in terms of a Peak detector. An alternative to the band emissions mask is specified in Section 15.407(b)(4)(ii). The alternative limits are based on the highest antenna gain specified in the filing. There are also marketing and importation restrictions for the devices using the alternative limit.<sup>4</sup>

**Note 3:** An out-of-band emission that complies with both the average and peak limits of Section 15.209 is not required to satisfy the -27 dBm/MHz peak emission limit.

**Note 4:** Only devices with antenna gains of 10 dBi or less may be approved using the emission limits specified in Section 15.247(d) till March 2, 2018; all other devices operating in this band must use the mask specified in Section 15.407(b)(4)(i).

### 3.4.2 Measuring Instruments

See list of measuring equipment of this test report.



### **3.4.3 Test Procedures**

1. The testing follows FCC KDB 789033 D02 General UNII Test Procedures New Rules v02r01. Section G) Unwanted emissions measurement.

(1) Procedure for Unwanted Emissions Measurements Below 1000MHz

- RBW = 120 kHz
- VBW = 300 kHz
- Detector = Peak
- Trace mode = max hold

(2) Procedure for Peak Unwanted Emissions Measurements Above 1000 MHz

- RBW = 1 MHz
- VBW  $\geq$  3 MHz
- Detector = Peak
- Sweep time = auto
- Trace mode = max hold

(3) Procedures for Average Unwanted Emissions Measurements Above 1000MHz

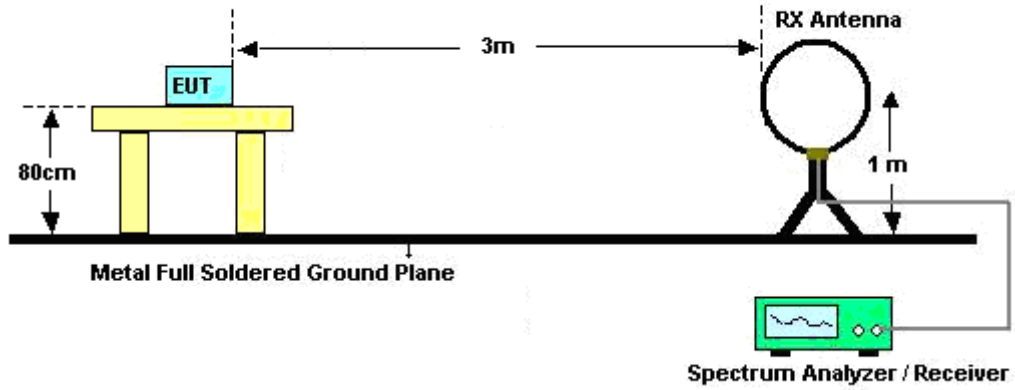
- RBW = 1 MHz
- VBW = 10 Hz, when duty cycle is no less than 98 percent.
- VBW  $\geq$  1/T, when duty cycle is less than 98 percent where T is the minimum transmission duration over which the transmitter is on and is transmitting at its maximum power control level for the tested mode of operation.



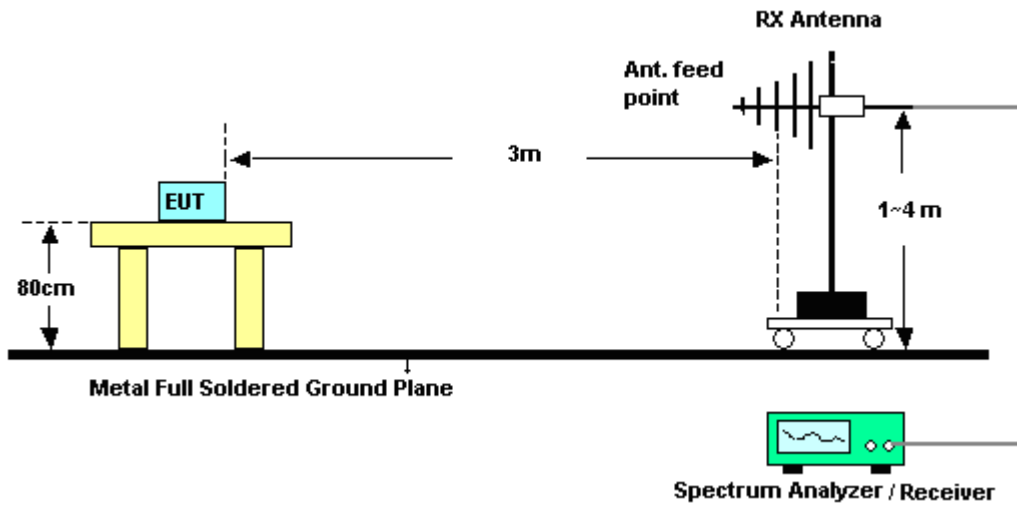
2. The EUT was placed on a turntable with 0.8 meter for frequency below 1GHz and 1.5 meter for frequency above 1GHz respectively above ground.
3. The EUT was set 3 meters from the interference receiving antenna which was mounted on the top of a variable height antenna tower.
4. The antenna is a broadband antenna and its height is adjusted between one meter and four meters above ground to find the maximum value of the field strength for both horizontal polarization and vertical polarization of the antenna.
5. For each suspected emission, the EUT was arranged to its worst case and then adjust the antenna tower (from 1 m to 4 m) and turntable (from 0 degree to 360 degrees) to find the maximum reading.
6. For testing below 1GHz, if the emission level of the EUT in peak mode was 3 dB lower than the limit specified, then peak values of EUT will be reported, otherwise, the emissions will be repeated one by one using the CISPR quasi-peak method and reported.
7. For testing above 1GHz, the emission level of the EUT in peak mode was 20dB lower than average limit (that means the emission level in average mode also complies with the limit in average mode), then peak values of EUT will be reported, otherwise, the emissions will be measured in average mode again and reported.

### 3.4.4 Test Setup

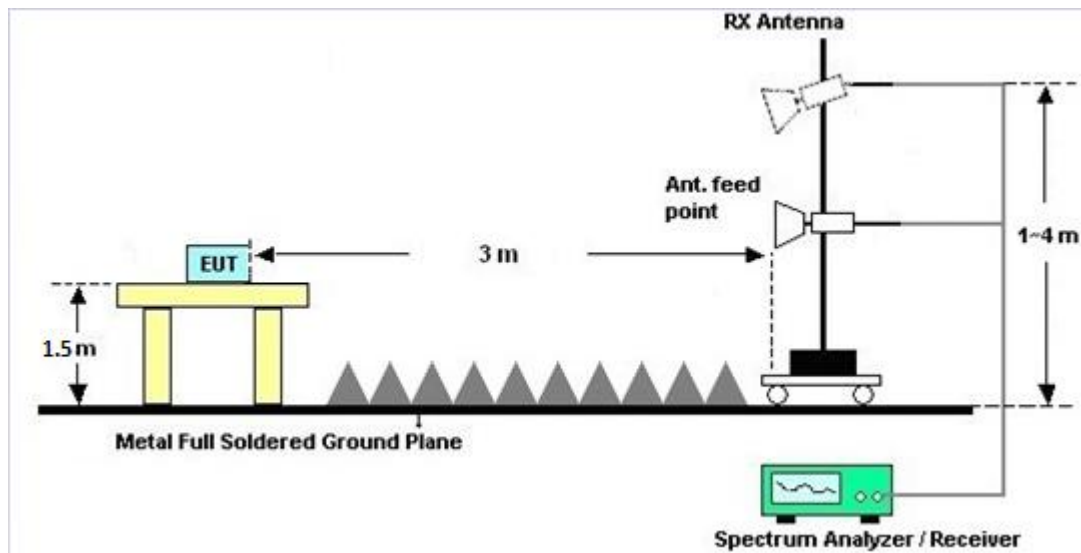
For radiated emissions below 30MHz



For radiated emissions from 30MHz to 1GHz



For radiated emissions above 1GHz



### 3.4.5 Test Results of Radiated Emissions (9 kHz ~ 30 MHz)

The low frequency, which started from 9 kHz to 30MHz, was pre-scanned and the result which was 20dB lower than the limit line was not reported.

There is a comparison data of both open-field test site and alternative test site - semi-Anechoic chamber according to 414788 D01 Radiated Test Site v01r01, and the result came out very similar.

### 3.4.6 Test Result of Radiated Band Edges

Please refer to Appendix C and D.

### 3.4.7 Duty Cycle

Please refer to Appendix E.

### 3.4.8 Test Result of Unwanted Radiated Emission (30MHz ~ 10th Harmonic)

Please refer to Appendix C and D.



### 3.5 AC Conducted Emission Measurement

#### 3.5.1 Limit of AC Conducted Emission

For equipment that is designed to be connected to the public utility (AC) power line, the radio frequency voltage that is conducted back onto the AC power line on any frequency or frequencies within the band 150 kHz to 30 MHz shall not exceed the limits in the following table.

| Frequency of emission (MHz) | Conducted limit (dB $\mu$ V) |           |
|-----------------------------|------------------------------|-----------|
|                             | Quasi-peak                   | Average   |
| 0.15-0.5                    | 66 to 56*                    | 56 to 46* |
| 0.5-5                       | 56                           | 46        |
| 5-30                        | 60                           | 50        |

\*Decreases with the logarithm of the frequency.

#### 3.5.2 Measuring Instruments

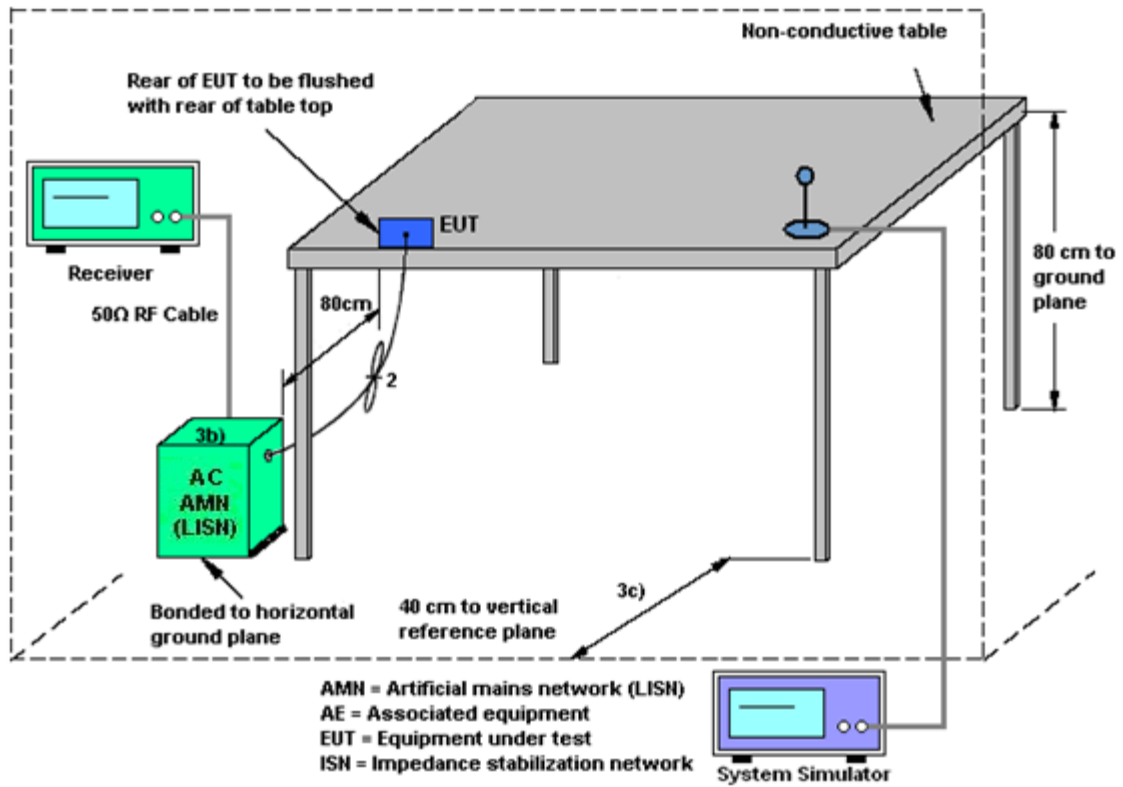
See list of measuring equipment of this test report.

#### 3.5.3 Test Procedures

1. The EUT was placed 0.4 meter from the conducting wall of the shielding room was kept at least 80 centimeters from any other grounded conducting surface.
2. Connect EUT to the power mains through a line impedance stabilization network (LISN).
3. All the support units are connecting to the other LISN.
4. The LISN provides 50 ohm coupling impedance for the measuring instrument.
5. The FCC states that a 50 ohm, 50 microhenry LISN should be used.
6. Both sides of AC line were checked for maximum conducted interference.
7. The frequency range from 150 kHz to 30 MHz was searched.
8. Set the test-receiver system to Peak Detect Function and specified bandwidth with Maximum Hold Mode.



### 3.5.4 Test Setup



### 3.5.5 Test Result of AC Conducted Emission

Please refer to Appendix B.



## **3.6 Automatically Discontinue Transmission**

### **3.6.1 Limit of Automatically Discontinue Transmission**

The device shall automatically discontinue transmission in case of either absence of information to transmit or operational failure. These provisions are not intended to preclude the transmission of control or signaling information or the use of repetitive codes used by certain digital technologies to complete frame or burst intervals. Applicants shall include in their application for equipment authorization to describe how this requirement is met.

### **3.6.2 Measuring Instruments**

See list of measuring equipment of this test report.

### **3.6.3 Test Result of Automatically Discontinue Transmission**

While the EUT is not transmitting any information, the EUT can automatically discontinue transmission and become standby mode for power saving. The EUT can detect the controlling signal of ACK message transmitting from remote device and verify whether it shall resend or discontinue transmission.



## **3.7 Antenna Requirements**

### **3.7.1 Standard Applicable**

If transmitting antenna directional gain is greater than 6 dBi, both the peak transmit power and the peak power spectral density shall be reduced by the amount in dB that the directional gain of the antenna exceeds 6 dBi.

### **3.7.2 Antenna Anti-Replacement Construction**

An embedded-in antenna design is used.

### **3.7.3 Antenna Gain**

The antenna peak gain of EUT is less than 6 dBi. Therefore, it is not necessary to reduce maximum peak output power limit.



## 4 List of Measuring Equipment

| Instrument            | Manufacturer    | Model No.                 | Serial No.       | Characteristics | Calibration Date | Test Date                       | Due Date      | Remark                |
|-----------------------|-----------------|---------------------------|------------------|-----------------|------------------|---------------------------------|---------------|-----------------------|
| Hygrometer            | Testo           | DTM-303A                  | TP157075         | N/A             | Mar. 06, 2018    | Sep. 24, 2018                   | Mar. 05, 2019 | Conducted (TH05-HY)   |
| Power Meter           | Anritsu         | ML2495A                   | 1132003          | N/A             | Aug. 16, 2018    | Sep. 24, 2018                   | Aug. 15, 2019 | Conducted (TH05-HY)   |
| Power Sensor          | Anritsu         | MA2411B                   | 1126017          | 300MHz~40GHz    | Aug. 16, 2018    | Sep. 24, 2018                   | Aug. 15, 2019 | Conducted (TH05-HY)   |
| Spectrum Analyzer     | Rohde & Schwarz | FSP40                     | 100057           | 9kHz-40GHz      | Nov. 21, 2017    | Sep. 24, 2018                   | Nov. 20, 2018 | Conducted (TH05-HY)   |
| Signal Analyzer       | Rohde & Schwarz | FSV40                     | 101397           | 10Hz~40GHz      | Nov. 07, 2017    | Sep. 24, 2018                   | Nov. 06, 2018 | Conducted (TH05-HY)   |
| Switch Box & RF Cable | Burgeon         | ETF-058                   | EC1300484        | N/A             | Mar. 01, 2018    | Sep. 24, 2018                   | Feb. 28, 2019 | Conducted (TH05-HY)   |
| AC Power Source       | ChainTek        | APC-1000W                 | N/A              | N/A             | N/A              | Sep. 24, 2018                   | N/A           | Conduction (CO05-HY)  |
| EMI Test Receiver     | Rohde & Schwarz | ESR3                      | 102388           | 9KHz~3.6GHz     | Dec. 08, 2017    | Sep. 24, 2018                   | Dec. 07, 2018 | Conduction (CO05-HY)  |
| Hygrometer            | Testo           | 608-H1                    | 34913912         | N/A             | Mar. 06, 2018    | Sep. 24, 2018                   | Mar. 05, 2019 | Conduction (CO05-HY)  |
| LISN                  | Rohde & Schwarz | ENV216                    | 100080           | 9kHz~30MHz      | Nov. 30, 2017    | Sep. 24, 2018                   | Nov. 29, 2018 | Conduction (CO05-HY)  |
| Software              | Rohde & Schwarz | EMC32 V10.30              | N/A              | N/A             | N/A              | Sep. 24, 2018                   | N/A           | Conduction (CO05-HY)  |
| LF Cable              | HUBER + SUHNER  | RG-214/U                  | LF01             | N/A             | Jan. 03, 2018    | Sep. 24, 2018                   | Jan. 02, 2019 | Conduction (CO05-HY)  |
| Pulse Limiter         | Rohde & Schwarz | ESH3-Z2                   | 100851           | N/A             | Jan. 03, 2018    | Sep. 24, 2018                   | Jan. 02, 2019 | Conduction (CO05-HY)  |
| Loop Antenna          | Rohde & Schwarz | HFH2-Z2                   | 100488           | 9 kHz~30 MHz    | Nov. 23, 2017    | Sep. 21, 2018~<br>Sep. 25, 2018 | Nov. 22, 2018 | Radiation (03CH13-HY) |
| Bilog Antenna         | TESEQ           | CBL 6111D&00800 N1D01N-06 | 40103&07         | 30MHz to 1GHz   | Jan. 10, 2018    | Sep. 21, 2018~<br>Sep. 25, 2018 | Jan. 09, 2019 | Radiation (03CH13-HY) |
| Preamplifier          | Jet-Power       | JPA0118-55-303K           | 1710001800054002 | 1GHz~18GHz      | Apr. 16, 2018    | Sep. 21, 2018~<br>Sep. 25, 2018 | Apr. 15, 2019 | Radiation (03CH13-HY) |
| EMI Test Receiver     | Keysight        | N9038A (MXE)              | MY55420170       | N/A             | Mar. 06, 2018    | Sep. 21, 2018~<br>Sep. 25, 2018 | Mar. 05, 2019 | Radiation (03CH13-HY) |
| Horn Antenna          | SCHWARZBECK     | BBHA 9120 D               | 9120D-1241       | 1GHz ~ 18GHz    | Jun. 29, 2018    | Sep. 21, 2018~<br>Sep. 25, 2018 | Jun. 28, 2019 | Radiation (03CH13-HY) |
| Hygrometer            | TECPEL          | DTM-303B                  | TP157151         | N/A             | May. 19, 2018    | Sep. 21, 2018~<br>Sep. 25, 2018 | May. 18, 2019 | Radiation (03CH13-HY) |
| Preamplifier          | Keysight        | 83017A                    | MY53270147       | 1GHz~26.5GHz    | Feb. 02, 2018    | Sep. 21, 2018~<br>Sep. 25, 2018 | Feb. 01, 2019 | Radiation (03CH13-HY) |
| Spectrum Analyzer     | Keysight        | N9010A                    | MY55370526       | 10Hz~44GHz      | Mar. 15, 2018    | Sep. 21, 2018~<br>Sep. 25, 2018 | Mar. 14, 2019 | Radiation (03CH13-HY) |



| Instrument           | Manufacturer   | Model No.                           | Serial No.      | Characteristics                     | Calibration Date | Test Date                       | Due Date      | Remark                   |
|----------------------|----------------|-------------------------------------|-----------------|-------------------------------------|------------------|---------------------------------|---------------|--------------------------|
| Controller           | EMEC           | EM1000                              | N/A             | Control Turn table & Ant Mast       | N/A              | Sep. 21, 2018~<br>Sep. 25, 2018 | N/A           | Radiation<br>(03CH13-HY) |
| Antenna Mast         | EMEC           | AM-BS-4500-B                        | N/A             | 1m~4m                               | N/A              | Sep. 21, 2018~<br>Sep. 25, 2018 | N/A           | Radiation<br>(03CH13-HY) |
| Turn Table           | EMEC           | TT2000                              | N/A             | 0~360 Degree                        | N/A              | Sep. 21, 2018~<br>Sep. 25, 2018 | N/A           | Radiation<br>(03CH13-HY) |
| Amplifier            | MITEQ          | TTA1840-35-HG                       | 1871923         | 18GHz~40GHz,<br>VSWR : 2.5:1<br>max | Jul. 16, 2018    | Sep. 21, 2018~<br>Sep. 25, 2018 | Jul. 15, 2019 | Radiation<br>(03CH13-HY) |
| SHF-EHF Horn Antenna | SCHWARZBECK    | BBHA 9170                           | BBHA9170<br>251 | 18GHz- 40GHz                        | Nov. 10, 2017    | Sep. 21, 2018~<br>Sep. 25, 2018 | Nov. 09, 2018 | Radiation<br>(03CH13-HY) |
| Software             | AUDIX          | E3<br>6.2009-8-24c                  | RK-001124       | N/A                                 | N/A              | Sep. 21, 2018~<br>Sep. 25, 2018 | N/A           | Radiation<br>(03CH13-HY) |
| RF Cable             | HUBER + SUHNER | SUCOFLEX<br>126E                    | 0030/126E       | 30M-18G                             | Jan. 22, 2018    | Sep. 21, 2018~<br>Sep. 25, 2018 | Jan. 21, 2019 | Radiation<br>(03CH13-HY) |
| RF Cable             | HUBER + SUHNER | SUCOFLEX<br>104                     | 335041/4        | 30M-18G                             | Jan. 22, 2018    | Sep. 21, 2018~<br>Sep. 25, 2018 | Jan. 21, 2019 | Radiation<br>(03CH13-HY) |
| RF Cable             | HUBER + SUHNER | SUCOFLEX<br>104                     | MY24961/<br>4   | 30M~18GHz                           | Jan. 22, 2018    | Sep. 21, 2018~<br>Sep. 25, 2018 | Jan. 21, 2019 | Radiation<br>(03CH13-HY) |
| RF Cable             | HUBER + SUHNER | SUCOFLEX<br>102                     | 505134/2        | 30M~40GHz                           | Oct. 17, 2017    | Sep. 21, 2018~<br>Sep. 25, 2018 | Oct. 16, 2018 | Radiation<br>(03CH13-HY) |
| Filter               | Wainwright     | WLKS1200-8<br>SS                    | SN3             | 1.2G Low Pass                       | Nov. 21, 2017    | Sep. 21, 2018~<br>Sep. 25, 2018 | Nov. 20, 2018 | Radiation<br>(03CH13-HY) |
| Filter               | Wainwright     | WHKX12-270<br>0-3000-18000<br>-60SS | SN477220        | 3G High Pass                        | Nov. 21, 2017    | Sep. 21, 2018~<br>Sep. 25, 2018 | Nov. 20, 2018 | Radiation<br>(03CH13-HY) |
| Filter               | Wainwright     | WHKX12-108<br>0-1200-15000<br>-60ST | SN3             | 1.2 GHz High<br>pass                | Jul. 05, 2018    | Sep. 21, 2018~<br>Sep. 25, 2018 | Jul. 04, 2019 | Radiation<br>(03CH13-HY) |



## 5 Uncertainty of Evaluation

### Uncertainty of Conducted Emission Measurement (150kHz ~ 30MHz)

|   |      |
|---|------|
| Measuring Uncertainty for a Level of Confidence of 95% ( $U = 2Uc(y)$ ) | 2.20 |
|---|------|

### Uncertainty of Radiated Emission Measurement (30 MHz ~ 1000 MHz)

|   |      |
|---|------|
| Measuring Uncertainty for a Level of Confidence of 95% ( $U = 2Uc(y)$ ) | 4.90 |
|---|------|

### Uncertainty of Radiated Emission Measurement (1000 MHz ~ 18000 MHz)

|   |      |
|---|------|
| Measuring Uncertainty for a Level of Confidence of 95% ( $U = 2Uc(y)$ ) | 5.40 |
|---|------|

### Uncertainty of Radiated Emission Measurement (18000 MHz ~ 40000 MHz)

|   |      |
|---|------|
| Measuring Uncertainty for a Level of Confidence of 95% ( $U = 2Uc(y)$ ) | 4.30 |
|---|------|

**Appendix A. Test Result of Conducted Test Items**

|                |            |                    |       |    |
|----------------|------------|--------------------|-------|----|
| Test Engineer: | EasonHuang | Temperature:       | 21~25 | °C |
| Test Date:     | 2018/9/24  | Relative Humidity: | 51~54 | %  |

**TEST RESULTS DATA**  
**6dB and 26dB EBW and 99% OBW**

| Band IV |           |     |     |             |                     |       |                      |       |                      |       |                                 |           |
|---------|-----------|-----|-----|-------------|---------------------|-------|----------------------|-------|----------------------|-------|---------------------------------|-----------|
| Mod.    | Data Rate | NTX | CH. | Freq. (MHz) | 99% Bandwidth (MHz) |       | 26dB Bandwidth (MHz) |       | 6 dB Bandwidth (MHz) |       | 6 dB Bandwidth Min. Limit (MHz) | Pass/Fail |
|         |           |     |     |             | Ant 1               | Ant 2 | Ant 1                | Ant 2 | Ant 1                | Ant 2 |                                 |           |
| 11a     | 6Mbps     | 1   | 149 | 5745        | 17.00               | -     | 28.20                | -     | 16.30                | -     | 0.5                             | Pass      |
| 11a     | 6Mbps     | 1   | 157 | 5785        | 17.10               | -     | 29.50                | -     | 16.30                | -     | 0.5                             | Pass      |
| 11a     | 6Mbps     | 1   | 165 | 5825        | 17.05               | -     | 38.45                | -     | 16.20                | -     | 0.5                             | Pass      |
| HT20    | MCS0      | 1   | 149 | 5745        | 18.15               | -     | 33.60                | -     | 17.60                | -     | 0.5                             | Pass      |
| HT20    | MCS0      | 1   | 157 | 5785        | 18.15               | -     | 30.60                | -     | 17.50                | -     | 0.5                             | Pass      |
| HT20    | MCS0      | 1   | 165 | 5825        | 18.10               | -     | 33.95                | -     | 17.60                | -     | 0.5                             | Pass      |
| HT40    | MCS0      | 1   | 151 | 5755        | 36.50               | -     | 55.08                | -     | 34.93                | -     | 0.5                             | Pass      |
| HT40    | MCS0      | 1   | 159 | 5795        | 36.60               | -     | 52.68                | -     | 35.28                | -     | 0.5                             | Pass      |



**TEST RESULTS DATA**  
**Average Power Table**

| Band IV |           |     |     |             |                  |       |                               |       |     |                                 |       |          |       |           |
|---------|-----------|-----|-----|-------------|------------------|-------|-------------------------------|-------|-----|---------------------------------|-------|----------|-------|-----------|
| Mod.    | Data Rate | NTX | CH. | Freq. (MHz) | Duty Factor (dB) |       | Average Conducted Power (dBm) |       |     | FCC Conducted Power Limit (dBm) |       | DG (dBi) |       | Pass/Fail |
|         |           |     |     |             | Ant 1            | Ant 2 | Ant 1                         | Ant 2 | SUM | Ant 1                           | Ant 2 | Ant 1    | Ant 2 |           |
| 11a     | 6Mbps     | 1   | 149 | 5745        | 0.31             | -     | 18.67                         | -     |     | 30.00                           | -     | 0.00     | -     | Pass      |
| 11a     | 6Mbps     | 1   | 157 | 5785        | 0.31             | -     | 18.76                         | -     |     | 30.00                           | -     | 0.00     | -     | Pass      |
| 11a     | 6Mbps     | 1   | 165 | 5825        | 0.31             | -     | 18.77                         | -     |     | 30.00                           | -     | 0.00     | -     | Pass      |
| HT20    | MCS0      | 1   | 149 | 5745        | 0.33             | -     | 18.65                         | -     |     | 30.00                           | -     | 0.00     | -     | Pass      |
| HT20    | MCS0      | 1   | 157 | 5785        | 0.33             | -     | 18.76                         | -     |     | 30.00                           | -     | 0.00     | -     | Pass      |
| HT20    | MCS0      | 1   | 165 | 5825        | 0.33             | -     | 18.70                         | -     |     | 30.00                           | -     | 0.00     | -     | Pass      |
| HT40    | MCS0      | 1   | 151 | 5755        | 0.33             | -     | 17.77                         | -     |     | 30.00                           | -     | 0.00     | -     | Pass      |
| HT40    | MCS0      | 1   | 159 | 5795        | 0.33             | -     | 17.96                         | -     |     | 30.00                           | -     | 0.00     | -     | Pass      |

**TEST RESULTS DATA**  
**Power Spectral Density**

| Band IV |           |     |     |             |                  |       |                                 |       |                                    |       |     |                                |       |          |       |            |
|---------|-----------|-----|-----|-------------|------------------|-------|---------------------------------|-------|------------------------------------|-------|-----|--------------------------------|-------|----------|-------|------------|
| Mod.    | Data Rate | NTX | CH. | Freq. (MHz) | Duty Factor (dB) |       | 10log (500kHz /RBW) Factor (dB) |       | Average Power Density (dBm/500kHz) |       |     | Average PSD Limit (dBm/500kHz) |       | DG (dBi) |       | Pass /Fail |
|         |           |     |     |             | Ant 1            | Ant 2 | Ant 1                           | Ant 2 | Ant 1                              | Ant 2 | SUM | Ant 1                          | Ant 2 | Ant 1    | Ant 2 |            |
| 11a     | 6Mbps     | 1   | 149 | 5745        | 0.31             | -     | 2.22                            | -     | 3.47                               | -     |     | 30.00                          | -     | 0.00     | -     | Pass       |
| 11a     | 6Mbps     | 1   | 157 | 5785        | 0.31             | -     | 2.22                            | -     | 3.43                               | -     |     | 30.00                          | -     | 0.00     | -     | Pass       |
| 11a     | 6Mbps     | 1   | 165 | 5825        | 0.31             | -     | 2.22                            | -     | 4.79                               | -     |     | 30.00                          | -     | 0.00     | -     | Pass       |
| HT20    | MCS0      | 1   | 149 | 5745        | 0.33             | -     | 2.22                            | -     | 3.84                               | -     |     | 30.00                          | -     | 0.00     | -     | Pass       |
| HT20    | MCS0      | 1   | 157 | 5785        | 0.33             | -     | 2.22                            | -     | 3.67                               | -     |     | 30.00                          | -     | 0.00     | -     | Pass       |
| HT20    | MCS0      | 1   | 165 | 5825        | 0.33             | -     | 2.22                            | -     | 3.89                               | -     |     | 30.00                          | -     | 0.00     | -     | Pass       |
| HT40    | MCS0      | 1   | 151 | 5755        | 0.33             | -     | 2.22                            | -     | 0.27                               | -     |     | 30.00                          | -     | 0.00     | -     | Pass       |
| HT40    | MCS0      | 1   | 159 | 5795        | 0.33             | -     | 2.22                            | -     | 0.92                               | -     |     | 30.00                          | -     | 0.00     | -     | Pass       |



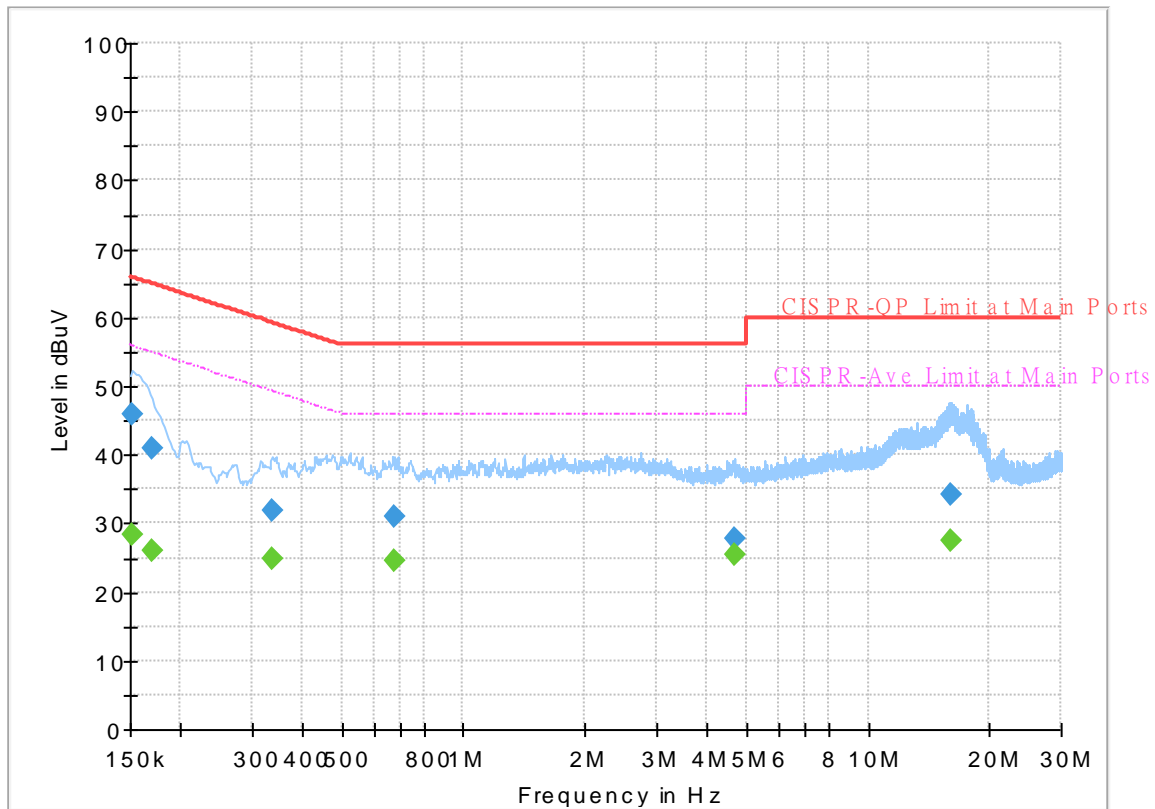
## Appendix B. AC Conducted Emission Test Results

|                 |          |                     |         |
|-----------------|----------|---------------------|---------|
| Test Engineer : | Rick Lin | Temperature :       | 22~23°C |
|                 |          | Relative Humidity : | 48~49%  |

## EUT Information

Report NO : 890804  
 Test Mode : Mode 1  
 Test Voltage : 120Vac/60Hz  
 Phase : Line

Full Spectrum



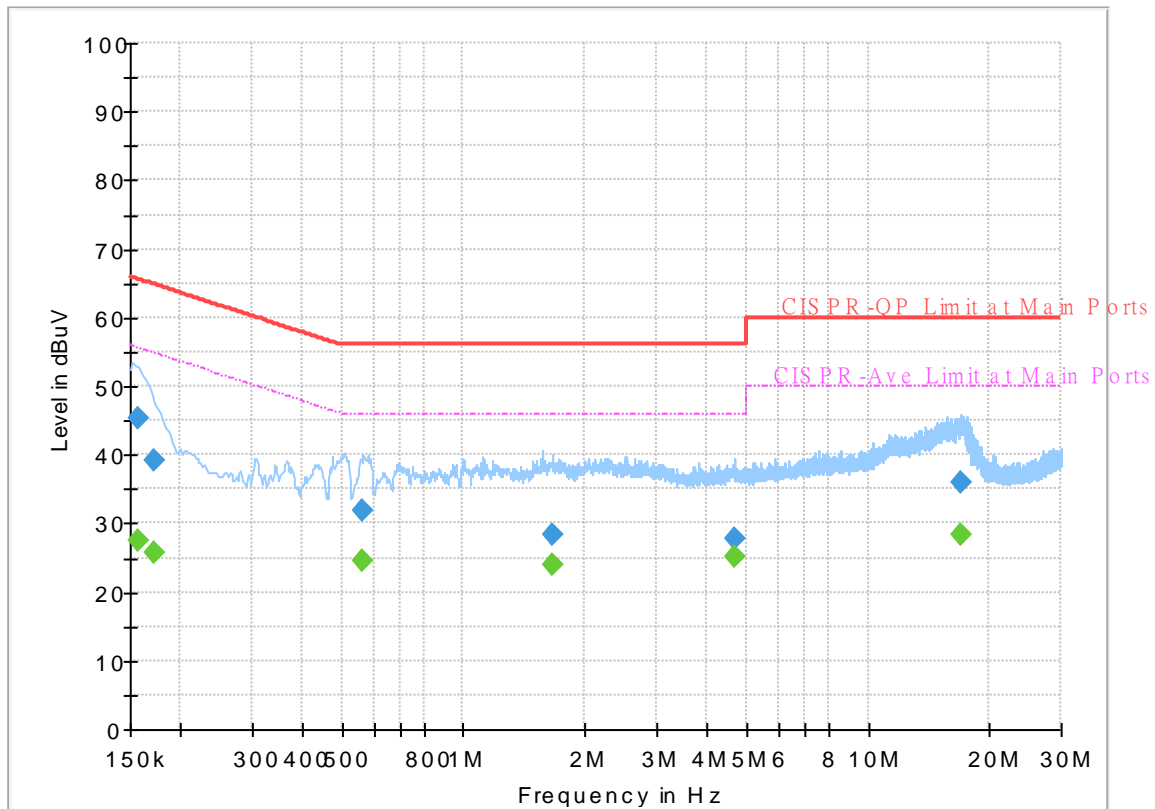
## Final\_Result

| Frequency (MHz) | QuasiPeak (dBuV) | CAverage (dBuV) | Limit (dBuV) | Margin (dB) | Line | Filter | Corr. (dB) |
|-----------------|------------------|-----------------|--------------|-------------|------|--------|------------|
| 0.152250        | ---              | 28.28           | 55.88        | 27.60       | L1   | OFF    | 19.5       |
| 0.152250        | 45.77            | ---             | 65.88        | 20.11       | L1   | OFF    | 19.5       |
| 0.170250        | ---              | 26.06           | 54.95        | 28.89       | L1   | OFF    | 19.5       |
| 0.170250        | 40.81            | ---             | 64.95        | 24.14       | L1   | OFF    | 19.5       |
| 0.336750        | ---              | 24.96           | 49.28        | 24.32       | L1   | OFF    | 19.5       |
| 0.336750        | 31.95            | ---             | 59.28        | 27.33       | L1   | OFF    | 19.5       |
| 0.672000        | ---              | 24.67           | 46.00        | 21.33       | L1   | OFF    | 19.6       |
| 0.672000        | 31.04            | ---             | 56.00        | 24.96       | L1   | OFF    | 19.6       |
| 4.668000        | ---              | 25.44           | 46.00        | 20.56       | L1   | OFF    | 19.7       |
| 4.668000        | 27.71            | ---             | 56.00        | 28.29       | L1   | OFF    | 19.7       |
| 16.104750       | ---              | 27.40           | 50.00        | 22.60       | L1   | OFF    | 20.1       |
| 16.104750       | 34.17            | ---             | 60.00        | 25.83       | L1   | OFF    | 20.1       |

## EUT Information

Report NO : 890804  
 Test Mode : Mode 1  
 Test Voltage : 120Vac/60Hz  
 Phase : Neutral

Full Spectrum



## Final\_Result

| Frequency (MHz) | QuasiPeak (dBuV) | CAverage (dBuV) | Limit (dBuV) | Margin (dB) | Line | Filter | Corr. (dB) |
|-----------------|------------------|-----------------|--------------|-------------|------|--------|------------|
| 0.156750        | ---              | 27.54           | 55.63        | 28.09       | N    | OFF    | 19.5       |
| 0.156750        | 45.39            | ---             | 65.63        | 20.24       | N    | OFF    | 19.5       |
| 0.172500        | ---              | 25.68           | 54.84        | 29.16       | N    | OFF    | 19.5       |
| 0.172500        | 39.16            | ---             | 64.84        | 25.68       | N    | OFF    | 19.5       |
| 0.564000        | ---              | 24.68           | 46.00        | 21.32       | N    | OFF    | 19.5       |
| 0.564000        | 31.91            | ---             | 56.00        | 24.09       | N    | OFF    | 19.5       |
| 1.655250        | ---              | 23.99           | 46.00        | 22.01       | N    | OFF    | 19.6       |
| 1.655250        | 28.42            | ---             | 56.00        | 27.58       | N    | OFF    | 19.6       |
| 4.695000        | ---              | 25.07           | 46.00        | 20.93       | N    | OFF    | 19.7       |
| 4.695000        | 27.66            | ---             | 56.00        | 28.34       | N    | OFF    | 19.7       |
| 16.910250       | ---              | 28.43           | 50.00        | 21.57       | N    | OFF    | 20.2       |
| 16.910250       | 35.95            | ---             | 60.00        | 24.05       | N    | OFF    | 20.2       |



### Appendix C. Radiated Spurious Emission

|                 |                                  |                     |             |
|-----------------|----------------------------------|---------------------|-------------|
| Test Engineer : | Alex Jheng , Fu Chen , Wilson Wu | Temperature :       | 24.5~25.2°C |
|                 |                                  | Relative Humidity : | 47~51%      |

**Band 4 - 5725~5850MHz**

**WIFI 802.11a (Band Edge @ 3m)**

| WIFI                         | Note | Frequency | Level      | Over   | Limit      | Read     | Antenna  | Path   | Preamp | Ant    | Table   | Peak    | Pol.    |   |
|------------------------------|------|-----------|------------|--------|------------|----------|----------|--------|--------|--------|---------|---------|---------|---|
| Ant.                         |      |           |            | Limit  | Line       | Level    | Factor   | Loss   | Factor | Pos    | Pos     | Avg.    |         |   |
| 1                            |      | ( MHz )   | ( dBμV/m ) | ( dB ) | ( dBμV/m ) | ( dBμV ) | ( dB/m ) | ( dB ) | ( dB ) | ( cm ) | ( deg ) | ( P/A ) | ( H/V ) |   |
| 802.11a<br>CH 149<br>5745MHz |      | 5649.8    | 51.6       | -16.6  | 68.2       | 40.29    | 32.12    | 8.84   | 29.65  | 207    | 72      | P       | H       |   |
|                              |      | 5692.8    | 59.61      | -40.28 | 99.89      | 48.28    | 32.17    | 8.83   | 29.67  | 207    | 72      | P       | H       |   |
|                              |      | 5715      | 69.15      | -40.25 | 109.4      | 57.82    | 32.19    | 8.82   | 29.68  | 207    | 72      | P       | H       |   |
|                              |      | 5725      | 80.9       | -41.3  | 122.2      | 69.55    | 32.21    | 8.82   | 29.68  | 207    | 72      | P       | H       |   |
|                              | *    | 5745      | 111.68     | -      | -          | 100.32   | 32.24    | 8.81   | 29.69  | 207    | 72      | P       | H       |   |
|                              | *    | 5745      | 103.35     | -      | -          | 91.99    | 32.24    | 8.81   | 29.69  | 207    | 72      | A       | H       |   |
|                              |      |           |            |        |            |          |          |        |        |        |         |         |         | H |
|                              |      |           |            |        |            |          |          |        |        |        |         |         |         | H |
|                              |      |           | 5649.8     | 52.27  | -15.93     | 68.2     | 40.96    | 32.12  | 8.84   | 29.65  | 198     | 70      | P       | V |
|                              |      |           | 5697.6     | 55.03  | -48.4      | 103.43   | 43.7     | 32.17  | 8.83   | 29.67  | 198     | 70      | P       | V |
|                              |      |           | 5720       | 64.2   | -46.6      | 110.8    | 52.85    | 32.21  | 8.82   | 29.68  | 198     | 70      | P       | V |
|                              |      |           | 5724.4     | 76.78  | -44.05     | 120.83   | 65.43    | 32.21  | 8.82   | 29.68  | 198     | 70      | P       | V |
|                              | *    |           | 5745       | 104.95 | -          | -        | 93.59    | 32.24  | 8.81   | 29.69  | 198     | 70      | P       | V |
|                              | *    |           | 5745       | 97.3   | -          | -        | 85.94    | 32.24  | 8.81   | 29.69  | 198     | 70      | A       | V |
|                              |      |           |            |        |            |          |          |        |        |        |         |         | V       |   |
|                              |      |           |            |        |            |          |          |        |        |        |         |         | V       |   |



| WIFI           | Note | Frequency | Level      | Over   | Limit           | Read           | Antenna         | Path        | Preamp        | Ant        | Table       | Peak       | Pol.  |
|----------------|------|-----------|------------|--------|-----------------|----------------|-----------------|-------------|---------------|------------|-------------|------------|-------|
| Ant. 1         |      | ( MHz )   | ( dBμV/m ) | ( dB ) | Line ( dBμV/m ) | Level ( dBμV ) | Factor ( dB/m ) | Loss ( dB ) | Factor ( dB ) | Pos ( cm ) | Pos ( deg ) | Avg. (P/A) | (H/V) |
|                |      | 5629      | 52.18      | -16.02 | 68.2            | 40.92          | 32.07           | 8.84        | 29.65         | 204        | 71          | P          | H     |
|                |      | 5676      | 52.2       | -35.28 | 87.48           | 40.89          | 32.14           | 8.83        | 29.66         | 204        | 71          | P          | H     |
|                |      | 5720      | 52.16      | -58.64 | 110.8           | 40.81          | 32.21           | 8.82        | 29.68         | 204        | 71          | P          | H     |
|                |      | 5722      | 53.49      | -61.87 | 115.36          | 42.14          | 32.21           | 8.82        | 29.68         | 204        | 71          | P          | H     |
|                | *    | 5785      | 110.73     | -      | -               | 99.36          | 32.29           | 8.8         | 29.72         | 204        | 71          | P          | H     |
|                | *    | 5785      | 109.27     | -      | -               | 97.9           | 32.29           | 8.8         | 29.72         | 204        | 71          | A          | H     |
|                |      | 5855      | 51.94      | -58.86 | 110.8           | 40.42          | 32.41           | 8.85        | 29.74         | 204        | 71          | P          | H     |
|                |      | 5858.2    | 52.07      | -57.83 | 109.9           | 40.56          | 32.41           | 8.85        | 29.75         | 204        | 71          | P          | H     |
|                |      | 5883.6    | 52.15      | -46.66 | 98.81           | 40.6           | 32.43           | 8.88        | 29.76         | 204        | 71          | P          | H     |
|                |      | 5935.6    | 50.69      | -17.51 | 68.2            | 39.04          | 32.5            | 8.93        | 29.78         | 204        | 71          | P          | H     |
|                |      |           |            |        |                 |                |                 |             |               |            |             |            | H     |
|                |      |           |            |        |                 |                |                 |             |               |            |             |            | H     |
| <b>802.11a</b> |      |           |            |        |                 |                |                 |             |               |            |             |            |       |
| <b>CH 157</b>  |      |           |            |        |                 |                |                 |             |               |            |             |            |       |
| <b>5785MHz</b> |      | 5619.8    | 51.77      | -16.43 | 68.2            | 40.49          | 32.07           | 8.85        | 29.64         | 192        | 23          | P          | V     |
|                |      | 5676.2    | 51.62      | -36.01 | 87.63           | 40.31          | 32.14           | 8.83        | 29.66         | 192        | 23          | P          | V     |
|                |      | 5709.4    | 51.57      | -56.26 | 107.83          | 40.24          | 32.19           | 8.82        | 29.68         | 192        | 23          | P          | V     |
|                |      | 5724.8    | 51.53      | -70.21 | 121.74          | 40.18          | 32.21           | 8.82        | 29.68         | 192        | 23          | P          | V     |
|                | *    | 5785      | 104.37     | -      | -               | 93             | 32.29           | 8.8         | 29.72         | 192        | 23          | P          | V     |
|                | *    | 5785      | 97.06      | -      | -               | 85.69          | 32.29           | 8.8         | 29.72         | 192        | 23          | A          | V     |
|                |      | 5850.4    | 51.51      | -69.78 | 121.29          | 40.02          | 32.38           | 8.85        | 29.74         | 192        | 23          | P          | V     |
|                |      | 5856.4    | 51.15      | -59.26 | 110.41          | 39.63          | 32.41           | 8.85        | 29.74         | 192        | 23          | P          | V     |
|                |      | 5896.6    | 52.66      | -36.52 | 89.18           | 41.08          | 32.46           | 8.88        | 29.76         | 192        | 23          | P          | V     |
|                |      | 5939.8    | 50.92      | -17.28 | 68.2            | 39.24          | 32.53           | 8.93        | 29.78         | 192        | 23          | P          | V     |
|                |      |           |            |        |                 |                |                 |             |               |            |             |            | V     |
|                |      |           |            |        |                 |                |                 |             |               |            |             |            | V     |



| WIFI                         | Note  | Frequency | Level      | Over   | Limit           | Read           | Antenna         | Path        | Preamp        | Ant        | Table       | Peak       | Pol.  |   |
|------------------------------|---|-----------|------------|--------|-----------------|----------------|-----------------|-------------|---------------|------------|-------------|------------|-------|---|
| Ant. 1                       |   | ( MHz )   | ( dBµV/m ) | ( dB ) | Line ( dBµV/m ) | Level ( dBµV ) | Factor ( dB/m ) | Loss ( dB ) | Factor ( dB ) | Pos ( cm ) | Pos ( deg ) | Avg. (P/A) | (H/V) |   |
| 802.11a<br>CH 165<br>5825MHz | *   | 5825      | 111.48     | -      | -               | 100.03         | 32.36           | 8.82        | 29.73         | 211        | 74          | P          | H     |   |
|                              | *   | 5825      | 103.6      | -      | -               | 92.15          | 32.36           | 8.82        | 29.73         | 211        | 74          | A          | H     |   |
|                              |   | 5850.2    | 72.41      | -49.33 | 121.74          | 60.92          | 32.38           | 8.85        | 29.74         | 211        | 74          | P          | H     |   |
|                              |   | 5857      | 67.58      | -42.66 | 110.24          | 56.06          | 32.41           | 8.85        | 29.74         | 211        | 74          | P          | H     |   |
|                              |   | 5877.6    | 59.24      | -44.03 | 103.27          | 47.69          | 32.43           | 8.87        | 29.75         | 211        | 74          | P          | H     |   |
|                              |   | 5943.8    | 51.77      | -16.43 | 68.2            | 40.09          | 32.53           | 8.93        | 29.78         | 211        | 74          | P          | H     |   |
|                              |   |           |            |        |                 |                |                 |             |               |            |             |            |       | H |
|                              |   |           |            |        |                 |                |                 |             |               |            |             |            |       | H |
|                              | *   | 5825      | 104.87     | -      | -               | 93.42          | 32.36           | 8.82        | 29.73         | 199        | 24          | P          | V     |   |
|                              | *   | 5825      | 96.48      | -      | -               | 85.03          | 32.36           | 8.82        | 29.73         | 199        | 24          | A          | V     |   |
|                              |   | 5852.6    | 64.66      | -51.61 | 116.27          | 53.17          | 32.38           | 8.85        | 29.74         | 199        | 24          | P          | V     |   |
|                              |   | 5855.4    | 58.52      | -52.17 | 110.69          | 47             | 32.41           | 8.85        | 29.74         | 199        | 24          | P          | V     |   |
|                              |   | 5877      | 52.91      | -50.8  | 103.71          | 41.36          | 32.43           | 8.87        | 29.75         | 199        | 24          | P          | V     |   |
|                              |   | 5945.8    | 50.93      | -17.27 | 68.2            | 39.25          | 32.53           | 8.93        | 29.78         | 199        | 24          | P          | V     |   |
|                              |   |           |            |        |                 |                |                 |             |               |            |             |            |       | V |
|                              |   |           |            |        |                 |                |                 |             |               |            |             |            |       | V |
|                              |   |           |            |        |                 |                |                 |             |               |            |             |            | V     |   |
| <b>Remark</b>                | <ol style="list-style-type: none"> <li>No other spurious found.</li> <li>All results are PASS against Peak and Average limit line.</li> </ol> |           |            |        |                 |                |                 |             |               |            |             |            |       |   |





**Band 4 5725~5850MHz**  
**WIFI 802.11a (Harmonic @ 3m)**

| WIFI Ant.                    | Note   | Frequency | Level      | Over Limit | Limit Line | Read Level | Antenna Factor | Path Loss | Preamp Factor | Ant Pos | Table Pos | Peak Avg. | Pol.    |
|------------------------------|--|-----------|------------|------------|------------|------------|----------------|-----------|---------------|---------|-----------|-----------|---------|
| 1                            |  | ( MHz )   | ( dBμV/m ) | ( dB )     | ( dBμV/m ) | ( dBμV )   | ( dB/m )       | ( dB )    | ( dB )        | ( cm )  | ( deg )   | ( P/A )   | ( H/V ) |
| 802.11a<br>CH 149<br>5745MHz |  | 11490     | 45.26      | -28.74     | 74         | 54.19      | 39.92          | 12.75     | 61.6          | 100     | 0         | P         | H       |
|                              |  | 17235     | 45.34      | -22.86     | 68.2       | 45.18      | 40.84          | 15.11     | 55.79         | 100     | 0         | P         | H       |
|                              |  |           |            |            |            |            |                |           |               |         |           |           | H       |
|                              |  |           |            |            |            |            |                |           |               |         |           |           | H       |
|                              |  | 11490     | 45.7       | -28.3      | 74         | 54.63      | 39.92          | 12.75     | 61.6          | 100     | 0         | P         | V       |
|                              |  | 17235     | 44.72      | -23.48     | 68.2       | 44.56      | 40.84          | 15.11     | 55.79         | 100     | 0         | P         | V       |
|                              |  |           |            |            |            |            |                |           |               |         |           |           | V       |
| 802.11a<br>CH 157<br>5785MHz |  | 11570     | 44.37      | -29.63     | 74         | 53.57      | 39.76          | 12.79     | 61.75         | 100     | 0         | P         | H       |
|                              |  | 17355     | 46.22      | -21.98     | 68.2       | 45.34      | 41.26          | 15.15     | 55.53         | 100     | 0         | P         | H       |
|                              |  |           |            |            |            |            |                |           |               |         |           |           | H       |
|                              |  |           |            |            |            |            |                |           |               |         |           |           | H       |
|                              |  | 11570     | 44.5       | -29.5      | 74         | 53.7       | 39.76          | 12.79     | 61.75         | 100     | 0         | P         | V       |
|                              |  | 17355     | 44.41      | -23.79     | 68.2       | 43.53      | 41.26          | 15.15     | 55.53         | 100     | 0         | P         | V       |
|                              |  |           |            |            |            |            |                |           |               |         |           |           | V       |
| 802.11a<br>CH 165<br>5825MHz |  | 11650     | 44.48      | -29.52     | 74         | 53.93      | 39.62          | 12.83     | 61.9          | 100     | 0         | P         | H       |
|                              |  | 17475     | 44.67      | -23.53     | 68.2       | 43.06      | 41.68          | 15.2      | 55.27         | 100     | 0         | P         | H       |
|                              |  |           |            |            |            |            |                |           |               |         |           |           | H       |
|                              |  |           |            |            |            |            |                |           |               |         |           |           | H       |
|                              |  | 11650     | 44.84      | -29.16     | 74         | 54.29      | 39.62          | 12.83     | 61.9          | 100     | 0         | P         | V       |
|                              |  | 17475     | 45.66      | -22.54     | 68.2       | 44.05      | 41.68          | 15.2      | 55.27         | 100     | 0         | P         | V       |
|                              |  |           |            |            |            |            |                |           |               |         |           |           | V       |
| Remark                       | 1. No other spurious found.                                  |           |            |            |            |            |                |           |               |         |           |           |         |
|                              | 2. All results are PASS against Peak and Average limit line. |           |            |            |            |            |                |           |               |         |           |           |         |



**Band 4 5725~5850MHz**  
**WIFI 802.11n HT20 (Band Edge @ 3m)**

| WIFI Ant. 1                 | Note | Frequency ( MHz ) | Level ( dBμV/m ) | Over Limit ( dB ) | Limit Line ( dBμV/m ) | Read Level ( dBμV ) | Antenna Factor ( dB/m ) | Path Loss ( dB ) | Preamp Factor ( dB ) | Ant Pos ( cm ) | Table Pos ( deg ) | Peak Avg. ( P/A ) | Pol. ( H/V ) |   |
|-----------------------------|------|-------------------|------------------|-------------------|-----------------------|---------------------|-------------------------|------------------|----------------------|----------------|-------------------|-------------------|--------------|---|
| 802.11n HT20 CH 149 5745MHz |      | 5649.4            | 52.49            | -15.71            | 68.2                  | 41.21               | 32.09                   | 8.84             | 29.65                | 206            | 73                | P                 | H            |   |
|                             |      | 5700              | 61.72            | -43.48            | 105.2                 | 50.4                | 32.17                   | 8.82             | 29.67                | 206            | 73                | P                 | H            |   |
|                             |      | 5720              | 72.8             | -38               | 110.8                 | 61.45               | 32.21                   | 8.82             | 29.68                | 206            | 73                | P                 | H            |   |
|                             |      | 5725              | 83.77            | -38.43            | 122.2                 | 72.42               | 32.21                   | 8.82             | 29.68                | 206            | 73                | P                 | H            |   |
|                             | *    | 5745              | 111.37           | -                 | -                     | 100.01              | 32.24                   | 8.81             | 29.69                | 206            | 73                | P                 | H            |   |
|                             | *    | 5745              | 103.16           | -                 | -                     | 91.8                | 32.24                   | 8.81             | 29.69                | 206            | 73                | A                 | H            |   |
|                             |      |                   |                  |                   |                       |                     |                         |                  |                      |                |                   |                   |              | H |
|                             |      |                   |                  |                   |                       |                     |                         |                  |                      |                |                   |                   |              | H |
|                             |      |                   | 5611             | 51.64             | -16.56                | 68.2                | 40.39                   | 32.04            | 8.85                 | 29.64          | 182               | 23                | P            | V |
|                             |      |                   | 5693.8           | 53.75             | -46.88                | 100.63              | 42.42                   | 32.17            | 8.83                 | 29.67          | 182               | 23                | P            | V |
|                             |      |                   | 5719.8           | 69.1              | -41.64                | 110.74              | 57.75                   | 32.21            | 8.82                 | 29.68          | 182               | 23                | P            | V |
|                             |      |                   | 5724.2           | 79.19             | -41.19                | 120.38              | 67.84                   | 32.21            | 8.82                 | 29.68          | 182               | 23                | P            | V |
|                             | *    |                   | 5745             | 104.08            | -                     | -                   | 92.72                   | 32.24            | 8.81                 | 29.69          | 182               | 23                | P            | V |
|                             | *    |                   | 5745             | 96.52             | -                     | -                   | 85.16                   | 32.24            | 8.81                 | 29.69          | 182               | 23                | A            | V |
|                             |      |                   |                  |                   |                       |                     |                         |                  |                      |                |                   |                   | V            |   |
|                             |      |                   |                  |                   |                       |                     |                         |                  |                      |                |                   |                   | V            |   |



| WIFI           | Note | Frequency | Level      | Over   | Limit           | Read           | Antenna         | Path        | Preamp        | Ant        | Table       | Peak       | Pol.  |
|----------------|------|-----------|------------|--------|-----------------|----------------|-----------------|-------------|---------------|------------|-------------|------------|-------|
| Ant. 1         |      | ( MHz )   | ( dBµV/m ) | ( dB ) | Line ( dBµV/m ) | Level ( dBµV ) | Factor ( dB/m ) | Loss ( dB ) | Factor ( dB ) | Pos ( cm ) | Pos ( deg ) | Avg. (P/A) | (H/V) |
|                |      | 5629.8    | 51.68      | -16.52 | 68.2            | 40.42          | 32.07           | 8.84        | 29.65         | 205        | 72          | P          | H     |
|                |      | 5658.6    | 52.25      | -22.34 | 74.59           | 40.95          | 32.12           | 8.84        | 29.66         | 205        | 72          | P          | H     |
|                |      | 5709.4    | 52.43      | -55.4  | 107.83          | 41.1           | 32.19           | 8.82        | 29.68         | 205        | 72          | P          | H     |
|                |      | 5721.6    | 53.97      | -60.48 | 114.45          | 42.62          | 32.21           | 8.82        | 29.68         | 205        | 72          | P          | H     |
|                | *    | 5785      | 110.7      | -      | -               | 99.33          | 32.29           | 8.8         | 29.72         | 205        | 72          | P          | H     |
|                | *    | 5785      | 102.83     | -      | -               | 91.46          | 32.29           | 8.8         | 29.72         | 205        | 72          | A          | H     |
|                |      | 5850      | 53.7       | -68.5  | 122.2           | 42.21          | 32.38           | 8.85        | 29.74         | 205        | 72          | P          | H     |
|                |      | 5870.2    | 51.49      | -55.05 | 106.54          | 39.96          | 32.41           | 8.87        | 29.75         | 205        | 72          | P          | H     |
|                |      | 5902.2    | 51.64      | -33.39 | 85.03           | 40.04          | 32.46           | 8.9         | 29.76         | 205        | 72          | P          | H     |
|                |      | 5927.2    | 51.76      | -16.44 | 68.2            | 40.12          | 32.5            | 8.91        | 29.77         | 205        | 72          | P          | H     |
| <b>802.11n</b> |      |           |            |        |                 |                |                 |             |               |            |             |            | H     |
| <b>HT20</b>    |      |           |            |        |                 |                |                 |             |               |            |             |            | H     |
| <b>CH 157</b>  |      | 5610.2    | 51.54      | -16.66 | 68.2            | 40.29          | 32.04           | 8.85        | 29.64         | 192        | 24          | P          | V     |
| <b>5785MHz</b> |      | 5684.8    | 51.78      | -42.21 | 93.99           | 40.45          | 32.17           | 8.83        | 29.67         | 192        | 24          | P          | V     |
|                |      | 5711.8    | 51.97      | -56.54 | 108.51          | 40.64          | 32.19           | 8.82        | 29.68         | 192        | 24          | P          | V     |
|                |      | 5724      | 50.78      | -69.14 | 119.92          | 39.43          | 32.21           | 8.82        | 29.68         | 192        | 24          | P          | V     |
|                | *    | 5785      | 103.64     | -      | -               | 92.27          | 32.29           | 8.8         | 29.72         | 192        | 24          | P          | V     |
|                | *    | 5785      | 96.38      | -      | -               | 85.01          | 32.29           | 8.8         | 29.72         | 192        | 24          | A          | V     |
|                |      | 5851.2    | 50.85      | -68.61 | 119.46          | 39.36          | 32.38           | 8.85        | 29.74         | 192        | 24          | P          | V     |
|                |      | 5873.4    | 51.81      | -53.84 | 105.65          | 40.26          | 32.43           | 8.87        | 29.75         | 192        | 24          | P          | V     |
|                |      | 5910.2    | 51.05      | -28.07 | 79.12           | 39.44          | 32.48           | 8.9         | 29.77         | 192        | 24          | P          | V     |
|                |      | 5948.4    | 51.18      | -17.02 | 68.2            | 39.5           | 32.53           | 8.93        | 29.78         | 192        | 24          | P          | V     |
|                |      |           |            |        |                 |                |                 |             |               |            |             |            | V     |
|                |      |           |            |        |                 |                |                 |             |               |            |             |            | V     |



| WIFI                                 | Note  | Frequency | Level      | Over   | Limit           | Read           | Antenna         | Path        | Preamp        | Ant        | Table       | Peak       | Pol.  |   |
|--------------------------------------|---|-----------|------------|--------|-----------------|----------------|-----------------|-------------|---------------|------------|-------------|------------|-------|---|
| Ant. 1                               |   | ( MHz )   | ( dBμV/m ) | ( dB ) | Line ( dBμV/m ) | Level ( dBμV ) | Factor ( dB/m ) | Loss ( dB ) | Factor ( dB ) | Pos ( cm ) | Pos ( deg ) | Avg. (P/A) | (H/V) |   |
| 802.11n<br>HT20<br>CH 165<br>5825MHz | *   | 5825      | 111.12     | -      | -               | 99.67          | 32.36           | 8.82        | 29.73         | 209        | 74          | P          | H     |   |
|                                      | *   | 5825      | 103.23     | -      | -               | 91.78          | 32.36           | 8.82        | 29.73         | 209        | 74          | A          | H     |   |
|                                      |   | 5850      | 75.92      | -46.28 | 122.2           | 64.43          | 32.38           | 8.85        | 29.74         | 209        | 74          | P          | H     |   |
|                                      |   | 5857.8    | 68.93      | -41.08 | 110.01          | 57.42          | 32.41           | 8.85        | 29.75         | 209        | 74          | P          | H     |   |
|                                      |   | 5876.6    | 59.18      | -44.83 | 104.01          | 47.63          | 32.43           | 8.87        | 29.75         | 209        | 74          | P          | H     |   |
|                                      |   | 5938.2    | 51.65      | -16.55 | 68.2            | 40             | 32.5            | 8.93        | 29.78         | 209        | 74          | P          | H     |   |
|                                      |   |           |            |        |                 |                |                 |             |               |            |             |            |       | H |
|                                      |   |           |            |        |                 |                |                 |             |               |            |             |            |       | H |
|                                      | *   | 5825      | 104.07     | -      | -               | 92.62          | 32.36           | 8.82        | 29.73         | 179        | 24          | P          | V     |   |
|                                      | *   | 5825      | 96.39      | -      | -               | 84.94          | 32.36           | 8.82        | 29.73         | 179        | 24          | A          | V     |   |
|                                      |   | 5850.4    | 63.78      | -57.51 | 121.29          | 52.29          | 32.38           | 8.85        | 29.74         | 179        | 24          | P          | V     |   |
|                                      |   | 5858.8    | 62.08      | -47.65 | 109.73          | 50.57          | 32.41           | 8.85        | 29.75         | 179        | 24          | P          | V     |   |
|                                      |   | 5876.8    | 52.98      | -50.88 | 103.86          | 41.43          | 32.43           | 8.87        | 29.75         | 179        | 24          | P          | V     |   |
|                                      |   | 5927.8    | 51.62      | -16.58 | 68.2            | 39.98          | 32.5            | 8.91        | 29.77         | 179        | 24          | P          | V     |   |
|                                      |   |           |            |        |                 |                |                 |             |               |            |             |            |       | V |
|                                      |   |           |            |        |                 |                |                 |             |               |            |             |            | V     |   |
| <b>Remark</b>                        | 1. No other spurious found.<br>2. All results are PASS against Peak and Average limit line. |           |            |        |                 |                |                 |             |               |            |             |            |       |   |



**Band 4 5725~5850MHz**  
**WIFI 802.11n HT20 (Harmonic @ 3m)**

| WIFI Ant.                            | Note   | Frequency | Level      | Over Limit | Limit Line | Read Level | Antenna Factor | Path Loss | Preamp Factor | Ant Pos | Table Pos | Peak Avg. | Pol.    |
|--------------------------------------|--|-----------|------------|------------|------------|------------|----------------|-----------|---------------|---------|-----------|-----------|---------|
| 1                                    |  | ( MHz )   | ( dBμV/m ) | ( dB )     | ( dBμV/m ) | ( dBμV )   | ( dB/m )       | ( dB )    | ( dB )        | ( cm )  | ( deg )   | ( P/A )   | ( H/V ) |
| 802.11n<br>HT20<br>CH 149<br>5745MHz |  | 11490     | 45.46      | -28.54     | 74         | 54.39      | 39.92          | 12.75     | 61.6          | 100     | 0         | P         | H       |
|                                      |  | 17235     | 44.01      | -24.19     | 68.2       | 43.85      | 40.84          | 15.11     | 55.79         | 100     | 0         | P         | H       |
|                                      |  |           |            |            |            |            |                |           |               |         |           |           | H       |
|                                      |  |           |            |            |            |            |                |           |               |         |           |           | H       |
|                                      |  | 11490     | 45.88      | -28.12     | 74         | 54.81      | 39.92          | 12.75     | 61.6          | 100     | 0         | P         | V       |
|                                      |  | 17235     | 44.57      | -23.63     | 68.2       | 44.41      | 40.84          | 15.11     | 55.79         | 100     | 0         | P         | V       |
|                                      |  |           |            |            |            |            |                |           |               |         |           |           | V       |
| 802.11n<br>HT20<br>CH 157<br>5785MHz |  | 11570     | 43.94      | -30.06     | 74         | 53.14      | 39.76          | 12.79     | 61.75         | 100     | 0         | P         | H       |
|                                      |  | 17355     | 44.93      | -23.27     | 68.2       | 44.05      | 41.26          | 15.15     | 55.53         | 100     | 0         | P         | H       |
|                                      |  |           |            |            |            |            |                |           |               |         |           |           | H       |
|                                      |  |           |            |            |            |            |                |           |               |         |           |           | H       |
|                                      |  | 11570     | 44.5       | -29.5      | 74         | 53.7       | 39.76          | 12.79     | 61.75         | 100     | 0         | P         | V       |
|                                      |  | 17355     | 46.21      | -21.99     | 68.2       | 45.33      | 41.26          | 15.15     | 55.53         | 100     | 0         | P         | V       |
|                                      |  |           |            |            |            |            |                |           |               |         |           |           | V       |
| 802.11n<br>HT20<br>CH 165<br>5825MHz |  | 11650     | 45.39      | -28.61     | 74         | 54.84      | 39.62          | 12.83     | 61.9          | 100     | 0         | P         | H       |
|                                      |  | 17475     | 47.49      | -20.71     | 68.2       | 45.88      | 41.68          | 15.2      | 55.27         | 100     | 0         | P         | H       |
|                                      |  |           |            |            |            |            |                |           |               |         |           |           | H       |
|                                      |  |           |            |            |            |            |                |           |               |         |           |           | H       |
|                                      |  | 11650     | 44.58      | -29.42     | 74         | 54.03      | 39.62          | 12.83     | 61.9          | 100     | 0         | P         | V       |
|                                      |  | 17475     | 45.07      | -23.13     | 68.2       | 43.46      | 41.68          | 15.2      | 55.27         | 100     | 0         | P         | V       |
|                                      |  |           |            |            |            |            |                |           |               |         |           |           | V       |
| Remark                               | 1. No other spurious found.                                  |           |            |            |            |            |                |           |               |         |           |           |         |
|                                      | 2. All results are PASS against Peak and Average limit line. |           |            |            |            |            |                |           |               |         |           |           |         |



**Band 4 5725~5850MHz**  
**WIFI 802.11n HT40 (Band Edge @ 3m)**

| WIFI Ant. 1    | Note | Frequency ( MHz ) | Level ( dBμV/m ) | Over Limit ( dB ) | Limit Line ( dBμV/m ) | Read Level ( dBμV ) | Antenna Factor ( dB/m ) | Path Loss ( dB ) | Preamp Factor ( dB ) | Ant Pos ( cm ) | Table Pos ( deg ) | Peak Avg. ( P/A ) | Pol. ( H/V ) |
|----------------|------|-------------------|------------------|-------------------|-----------------------|---------------------|-------------------------|------------------|----------------------|----------------|-------------------|-------------------|--------------|
|                |      | 5648.6            | 52.92            | -15.28            | 68.2                  | 41.64               | 32.09                   | 8.84             | 29.65                | 209            | 71                | P                 | H            |
|                |      | 5697.8            | 63.51            | -40.07            | 103.58                | 52.18               | 32.17                   | 8.83             | 29.67                | 209            | 71                | P                 | H            |
|                |      | 5720              | 79.71            | -31.09            | 110.8                 | 68.36               | 32.21                   | 8.82             | 29.68                | 209            | 71                | P                 | H            |
|                |      | 5722              | 80.72            | -34.64            | 115.36                | 69.37               | 32.21                   | 8.82             | 29.68                | 209            | 71                | P                 | H            |
|                | *    | 5755              | 107.01           | -                 | -                     | 95.63               | 32.26                   | 8.81             | 29.69                | 209            | 71                | P                 | H            |
|                | *    | 5755              | 100.04           | -                 | -                     | 88.66               | 32.26                   | 8.81             | 29.69                | 209            | 71                | A                 | H            |
|                |      | 5851.6            | 50.91            | -67.64            | 118.55                | 39.42               | 32.38                   | 8.85             | 29.74                | 209            | 71                | P                 | H            |
|                |      | 5857              | 52.32            | -57.92            | 110.24                | 40.8                | 32.41                   | 8.85             | 29.74                | 209            | 71                | P                 | H            |
|                |      | 5904.6            | 51.61            | -31.65            | 83.26                 | 39.99               | 32.48                   | 8.9              | 29.76                | 209            | 71                | P                 | H            |
|                |      | 5939.4            | 51.4             | -16.8             | 68.2                  | 39.72               | 32.53                   | 8.93             | 29.78                | 209            | 71                | P                 | H            |
| <b>802.11n</b> |      |                   |                  |                   |                       |                     |                         |                  |                      |                |                   |                   | H            |
| <b>HT40</b>    |      |                   |                  |                   |                       |                     |                         |                  |                      |                |                   |                   | H            |
| <b>CH 151</b>  |      | 5630              | 51.32            | -16.88            | 68.2                  | 40.06               | 32.07                   | 8.84             | 29.65                | 202            | 23                | P                 | V            |
| <b>5755MHz</b> |      | 5699.2            | 57.61            | -47               | 104.61                | 46.28               | 32.17                   | 8.83             | 29.67                | 202            | 23                | P                 | V            |
|                |      | 5718.6            | 73.13            | -37.28            | 110.41                | 61.78               | 32.21                   | 8.82             | 29.68                | 202            | 23                | P                 | V            |
|                |      | 5723              | 73.62            | -44.02            | 117.64                | 62.27               | 32.21                   | 8.82             | 29.68                | 202            | 23                | P                 | V            |
|                | *    | 5755              | 100.27           | -                 | -                     | 88.89               | 32.26                   | 8.81             | 29.69                | 202            | 23                | P                 | V            |
|                | *    | 5755              | 93.09            | -                 | -                     | 81.71               | 32.26                   | 8.81             | 29.69                | 202            | 23                | A                 | V            |
|                |      | 5850              | 50.6             | -71.6             | 122.2                 | 39.11               | 32.38                   | 8.85             | 29.74                | 202            | 23                | P                 | V            |
|                |      | 5873.6            | 51.63            | -53.96            | 105.59                | 40.08               | 32.43                   | 8.87             | 29.75                | 202            | 23                | P                 | V            |
|                |      | 5889.2            | 52.08            | -42.58            | 94.66                 | 40.5                | 32.46                   | 8.88             | 29.76                | 202            | 23                | P                 | V            |
|                |      | 5934.4            | 51.55            | -16.65            | 68.2                  | 39.9                | 32.5                    | 8.93             | 29.78                | 202            | 23                | P                 | V            |
|                |      |                   |                  |                   |                       |                     |                         |                  |                      |                |                   |                   | V            |
|                |      |                   |                  |                   |                       |                     |                         |                  |                      |                |                   |                   | V            |



| WIFI                                 | Note  | Frequency | Level      | Over   | Limit           | Read           | Antenna         | Path        | Preamp        | Ant        | Table       | Peak       | Pol.  |   |
|--------------------------------------|---|-----------|------------|--------|-----------------|----------------|-----------------|-------------|---------------|------------|-------------|------------|-------|---|
| Ant. 1                               |   | ( MHz )   | ( dBµV/m ) | ( dB ) | Line ( dBµV/m ) | Level ( dBµV ) | Factor ( dB/m ) | Loss ( dB ) | Factor ( dB ) | Pos ( cm ) | Pos ( deg ) | Avg. (P/A) | (H/V) |   |
| 802.11n<br>HT40<br>CH 159<br>5795MHz |   | 5640.8    | 51.69      | -16.51 | 68.2            | 40.41          | 32.09           | 8.84        | 29.65         | 202        | 70          | P          | H     |   |
|                                      |   | 5698.6    | 53.32      | -50.85 | 104.17          | 41.99          | 32.17           | 8.83        | 29.67         | 202        | 70          | P          | H     |   |
|                                      |   | 5719      | 58.11      | -52.41 | 110.52          | 46.76          | 32.21           | 8.82        | 29.68         | 202        | 70          | P          | H     |   |
|                                      |   | 5724.6    | 59.21      | -62.08 | 121.29          | 47.86          | 32.21           | 8.82        | 29.68         | 202        | 70          | P          | H     |   |
|                                      | *   | 5795      | 107.23     | -      | -               | 95.84          | 32.31           | 8.8         | 29.72         | 202        | 70          | P          | H     |   |
|                                      | *   | 5795      | 100.22     | -      | -               | 88.83          | 32.31           | 8.8         | 29.72         | 202        | 70          | A          | H     |   |
|                                      |   | 5852.2    | 61.13      | -56.05 | 117.18          | 49.64          | 32.38           | 8.85        | 29.74         | 202        | 70          | P          | H     |   |
|                                      |   | 5859      | 61.59      | -48.09 | 109.68          | 50.08          | 32.41           | 8.85        | 29.75         | 202        | 70          | P          | H     |   |
|                                      |   | 5877.2    | 57.77      | -45.8  | 103.57          | 46.22          | 32.43           | 8.87        | 29.75         | 202        | 70          | P          | H     |   |
|                                      |   | 5925.6    | 52.38      | -15.82 | 68.2            | 40.74          | 32.5            | 8.91        | 29.77         | 202        | 70          | P          | H     |   |
|                                      |   |           |            |        |                 |                |                 |             |               |            |             |            |       | H |
|                                      |   |           |            |        |                 |                |                 |             |               |            |             |            |       | H |
|                                      |   |           | 5610       | 53.05  | -15.15          | 68.2           | 41.8            | 32.04       | 8.85          | 29.64      | 191         | 23         | P     | V |
|                                      |   |           | 5695.6     | 53.82  | -48.14          | 101.96         | 42.49           | 32.17       | 8.83          | 29.67      | 191         | 23         | P     | V |
|                                      |   |           | 5719.8     | 53.13  | -57.61          | 110.74         | 41.78           | 32.21       | 8.82          | 29.68      | 191         | 23         | P     | V |
|                                      |   |           | 5723.4     | 55.02  | -63.53          | 118.55         | 43.67           | 32.21       | 8.82          | 29.68      | 191         | 23         | P     | V |
|                                      | *   |           | 5795       | 100.96 | -               | -              | 89.57           | 32.31       | 8.8           | 29.72      | 191         | 23         | P     | V |
|                                      | *   |           | 5795       | 93.76  | -               | -              | 82.37           | 32.31       | 8.8           | 29.72      | 191         | 23         | A     | V |
|                                      |   |           | 5855       | 57.41  | -53.39          | 110.8          | 45.89           | 32.41       | 8.85          | 29.74      | 191         | 23         | P     | V |
|                                      |   |           | 5855       | 57.41  | -53.39          | 110.8          | 45.89           | 32.41       | 8.85          | 29.74      | 191         | 23         | P     | V |
|                                      |   | 5889.6    | 51.74      | -42.62 | 94.36           | 40.16          | 32.46           | 8.88        | 29.76         | 191        | 23          | P          | V     |   |
|                                      |   | 5928.6    | 51.75      | -16.45 | 68.2            | 40.11          | 32.5            | 8.91        | 29.77         | 191        | 23          | P          | V     |   |
|                                      |   |           |            |        |                 |                |                 |             |               |            |             |            | V     |   |
|                                      |   |           |            |        |                 |                |                 |             |               |            |             |            | V     |   |
| <b>Remark</b>                        | 1. No other spurious found.<br>2. All results are PASS against Peak and Average limit line. |           |            |        |                 |                |                 |             |               |            |             |            |       |   |



**Band 4 5725~5850MHz**  
**WIFI 802.11n HT40 (Harmonic @ 3m)**

| WIFI Ant.                            | Note  | Frequency | Level      | Over Limit | Limit Line | Read Level | Antenna Factor | Path Loss | Preamp Factor | Ant Pos | Table Pos | Peak Avg. | Pol.    |
|--------------------------------------|---|-----------|------------|------------|------------|------------|----------------|-----------|---------------|---------|-----------|-----------|---------|
| 1                                    |   | ( MHz )   | ( dBμV/m ) | ( dB )     | ( dBμV/m ) | ( dBμV )   | ( dB/m )       | ( dB )    | ( dB )        | ( cm )  | ( deg )   | ( P/A )   | ( H/V ) |
| 802.11n<br>HT40<br>CH 151<br>5755MHz |   | 11510     | 45.47      | -28.53     | 74         | 54.41      | 39.9           | 12.76     | 61.6          | 100     | 0         | P         | H       |
|                                      |   | 17265     | 43.63      | -24.57     | 68.2       | 43.26      | 40.96          | 15.12     | 55.71         | 100     | 0         | P         | H       |
|                                      |   |           |            |            |            |            |                |           |               |         |           |           | H       |
|                                      |   |           |            |            |            |            |                |           |               |         |           |           | H       |
|                                      |   | 11510     | 45.75      | -28.25     | 74         | 54.69      | 39.9           | 12.76     | 61.6          | 100     | 0         | P         | V       |
|                                      |   | 17265     | 44.05      | -24.15     | 68.2       | 43.68      | 40.96          | 15.12     | 55.71         | 100     | 0         | P         | V       |
|                                      |   |           |            |            |            |            |                |           |               |         |           |           | V       |
|                                      |   |           |            |            |            |            |                |           |               |         |           |           | V       |
| 802.11n<br>HT40<br>CH 159<br>5795MHz |   | 11590     | 44.53      | -29.47     | 74         | 53.8       | 39.73          | 12.79     | 61.79         | 100     | 0         | P         | H       |
|                                      |   | 17385     | 45.03      | -23.17     | 68.2       | 43.94      | 41.38          | 15.17     | 55.46         | 100     | 0         | P         | H       |
|                                      |   |           |            |            |            |            |                |           |               |         |           |           | H       |
|                                      |   |           |            |            |            |            |                |           |               |         |           |           | H       |
|                                      |   | 11590     | 44.06      | -29.94     | 74         | 53.33      | 39.73          | 12.79     | 61.79         | 100     | 0         | P         | V       |
|                                      |   | 17385     | 44.31      | -23.89     | 68.2       | 43.22      | 41.38          | 15.17     | 55.46         | 100     | 0         | P         | V       |
|                                      |   |           |            |            |            |            |                |           |               |         |           |           | V       |
|                                      |   |           |            |            |            |            |                |           |               |         |           |           | V       |
| <b>Remark</b>                        | 1. No other spurious found.<br>2. All results are PASS against Peak and Average limit line. |           |            |            |            |            |                |           |               |         |           |           |         |







**Note symbol**

|     |  |
|-----|--|
| *   | <b>Fundamental Frequency</b> which can be ignored. However, the level of any unwanted emissions shall not exceed the level of the fundamental frequency. |
| !   | Test result is <b>over limit</b> line.   |
| P/A | <b>Peak</b> or <b>Average</b>  |
| H/V | <b>Horizontal</b> or <b>Vertical</b>   |



A calculation example for radiated spurious emission is shown as below:

| WIFI    | Note | Frequency | Level      | Over   | Limit      | Read     | Antenna  | Path   | Preamp | Ant    | Table   | Peak    | Pol.    |
|---------|------|-----------|------------|--------|------------|----------|----------|--------|--------|--------|---------|---------|---------|
| Ant.    |      |           |            | Limit  | Line       | Level    | Factor   | Loss   | Factor | Pos    | Pos     | Avg.    |         |
| 1       |      | ( MHz )   | ( dBμV/m ) | ( dB ) | ( dBμV/m ) | ( dBμV ) | ( dB/m ) | ( dB ) | ( dB ) | ( cm ) | ( deg ) | ( P/A ) | ( H/V ) |
| 802.11b |      | 2390      | 55.45      | -18.55 | 74         | 54.51    | 32.22    | 4.58   | 35.86  | 103    | 308     | P       | H       |
| CH 01   |      |           |            |        |            |          |          |        |        |        |         |         |         |
| 2412MHz |      | 2390      | 43.54      | -10.46 | 54         | 42.6     | 32.22    | 4.58   | 35.86  | 103    | 308     | A       | H       |

1. Path Loss(dB) = Cable loss(dB) + Filter loss(dB) + Attenuator loss(dB)
2. Level(dBμV/m) = Antenna Factor(dB/m) + Path Loss(dB) + Read Level(dBμV) - Preamp Factor(dB)
3. Over Limit(dB) = Level(dBμV/m) – Limit Line(dBμV/m)

**For Peak Limit @ 2390MHz:**

1. Level(dBμV/m)  
= Antenna Factor(dB/m) + Path Loss(dB) + Read Level(dBμV) - Preamp Factor(dB)  
= 32.22(dB/m) + 4.58(dB) + 54.51(dBμV) – 35.86 (dB)  
= 55.45 (dBμV/m)
2. Over Limit(dB)  
= Level(dBμV/m) – Limit Line(dBμV/m)  
= 55.45(dBμV/m) – 74(dBμV/m)  
= -18.55(dB)

**For Average Limit @ 2390MHz:**

1. Level(dBμV/m)  
= Antenna Factor(dB/m) + Path Loss(dB) + Read Level(dBμV) - Preamp Factor(dB)  
= 32.22(dB/m) + 4.58(dB) + 42.6(dBμV) – 35.86 (dB)  
= 43.54 (dBμV/m)
2. Over Limit(dB) = Level(dBμV/m) – Limit Line(dBμV/m)  
= 43.54(dBμV/m) – 54(dBμV/m)  
= -10.46(dB)

**Both peak and average measured complies with the limit line, so test result is “PASS”.**



## Appendix D. Radiated Spurious Emission Plots

|                 |                                  |                     |             |
|-----------------|----------------------------------|---------------------|-------------|
| Test Engineer : | Alex Jheng , Fu Chen , Wilson Wu | Temperature :       | 24.5~25.2°C |
|                 |                                  | Relative Humidity : | 47~51%      |

### Note symbol

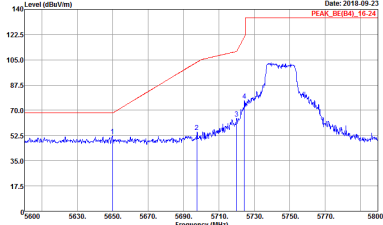
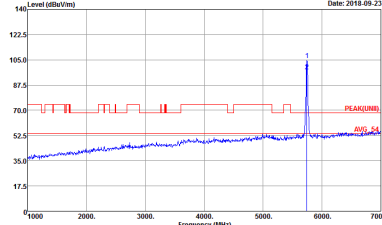
|    |                       |
|----|-----------------------|
| -L | Low channel location  |
| -R | High channel location |



**Band 4 - 5725~5850MHz**  
**WIFI 802.11a (Band Edge @ 3m)**

| WIFI               | Band 4 5725~5850MHz Band Edge @ 3m  |   |
|--------------------|---|---|
| ANT                | 802.11a CH149 5745MHz   |   |
| 1                  | Horizontal  | Fundamental   |
| <p><b>Peak</b></p> | <p>Date: 2018-09-23<br/>PEAK: 130.045, 76.132</p> <p>Site : 03CH13-1FY<br/>Condition : PEAK_BE(B4)_16-24 3m HORN_91200_1241 HORIZONTAL<br/>RBW:1000.000kHz VBW:3000.000kHz SWT:Auto<br/>Detector : Peak<br/>Project : 890804<br/>Mode : Z7<br/>Power : Z0</p> | <p>Date: 2018-09-23</p> <p>Site : 03CH13-1FY<br/>Condition : PEAK(LUNII) 3m HORN_91200_1241 HORIZONTAL<br/>RBW:1000.000kHz VBW:3000.000kHz SWT:Auto<br/>Detector : Peak<br/>Project : 890804<br/>Mode : Z7<br/>Power : Z0</p> |



| WIFI               | Band 4 5725~5850MHz Band Edge @ 3m   |  |
|--------------------|--|--|
| ANT                | 802.11a CH149 5745MHz  |  |
| 1                  | Vertical   | Fundamental  |
| <p><b>Peak</b></p> |  <p>Site : 03CH13-HY<br/>           Condition : PEAK_8E(B4)_16-24 3m HORN_91200_1241 VERTICAL<br/>           Detector : Peak<br/>           Project : 890804<br/>           Mode : Z7<br/>           Power : Z0</p> |  <p>Site : 03CH13-HY<br/>           Condition : PEAK(UNII) 3m HORN_91200_1241 VERTICAL<br/>           Detector : Peak<br/>           Project : 890804<br/>           Mode : Z7<br/>           Power : Z0</p> |



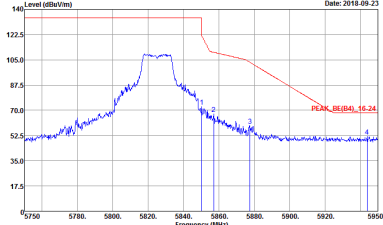
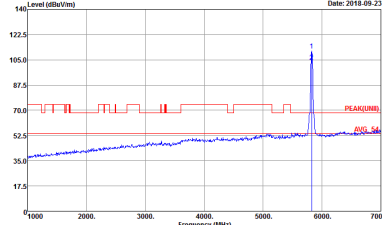
| WIFI | Band 4 5725~5850MHz Band Edge @ 3m  |  |
|------|---|--|
| ANT  | 802.11a CH157 5785MHz   |  |
| 1    | Horizontal  | Fundamental  |
| Peak | <p>Site : 03CH13-IHY<br/>           Condition : PEAK_BE(B4)_16-24 3m HORN_91200_1241 HORIZONTAL<br/>           Detector : Peak<br/>           Project : 890804<br/>           Mode : 2B<br/>           Power : 20</p> | <p>Site : 03CH13-IHY<br/>           Condition : PEAK(UNII) 3m HORN_91200_1241 HORIZONTAL<br/>           Detector : Peak<br/>           Project : 890804<br/>           Mode : 2B<br/>           Power : 20</p> |
| Peak | <p>Site : 03CH13-IHY<br/>           Condition : PEAK_BE(B4)_16-24 3m HORN_91200_1241 HORIZONTAL<br/>           Detector : Peak<br/>           Project : 890804<br/>           Mode : 2B<br/>           Power : 20</p> | Left blank   |



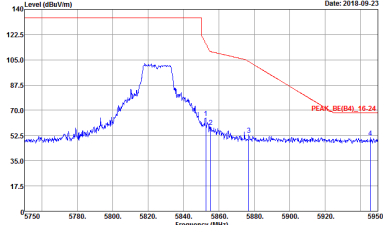
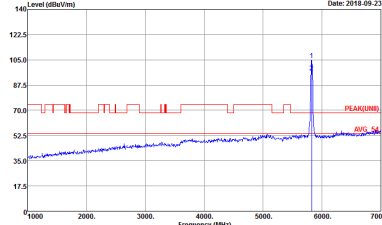
| WIFI | Band 4 5725~5850MHz Band Edge @ 3m  |  |
|------|---|--|
| ANT  | 802.11a CH157 5785MHz   |  |
| 1    | Vertical  | Fundamental  |
| Peak | <p>Site : 03CH13-IHY<br/>           Condition : PEAK_BE(B4)_16-24 3m HORN_91200_1241 VERTICAL<br/>           RBW:1000.000KHz VBW:3000.000KHz SWT:Auto<br/>           Detector : Peak<br/>           Project : 890804<br/>           Mode : 2B<br/>           Power : 20</p> | <p>Site : 03CH13-IHY<br/>           Condition : PEAK(UNII) 3m HORN_91200_1241 VERTICAL<br/>           RBW:1000.000KHz VBW:3000.000KHz SWT:Auto<br/>           Detector : Peak<br/>           Project : 890804<br/>           Mode : 2B<br/>           Power : 20</p> |
| Peak | <p>Site : 03CH13-IHY<br/>           Condition : PEAK_BE(B4)_16-24 3m HORN_91200_1241 VERTICAL<br/>           RBW:1000.000KHz VBW:3000.000KHz SWT:Auto<br/>           Detector : Peak<br/>           Project : 890804<br/>           Mode : 2B<br/>           Power : 20</p> | Left blank   |





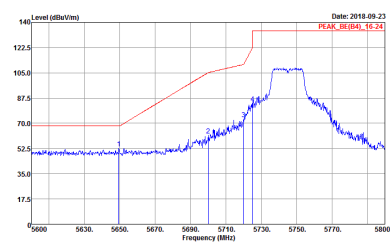
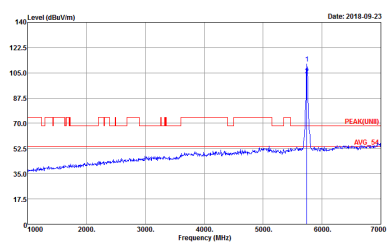
| WIFI               | Band 4 5725~5850MHz Band Edge @ 3m   |  |
|--------------------|--|--|
| ANT                | 802.11a CH165 5825MHz  |  |
| 1                  | Horizontal   | Fundamental  |
| <p><b>Peak</b></p> |  <p>Site : 03CH13-HY<br/>           Condition : PEAK_BE(B4)_16-24 3m HORN_91200_1241 HORIZONTAL<br/>           Detector : Peak<br/>           Project : 890804<br/>           Mode : Z9<br/>           Power : Z0</p> |  <p>Site : 03CH13-HY<br/>           Condition : PEAK(UNII) 3m HORN_91200_1241 HORIZONTAL<br/>           Detector : Peak<br/>           Project : 890804<br/>           Mode : Z9<br/>           Power : Z0</p> |



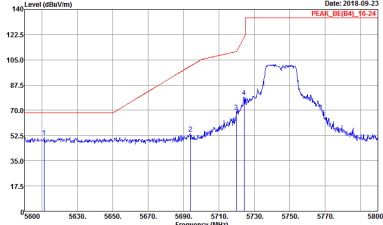
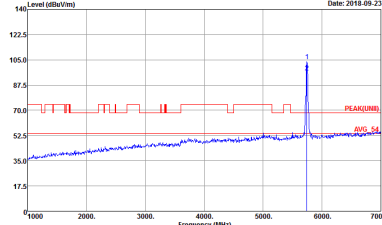
| WIFI               | Band 4 5725~5850MHz Band Edge @ 3m   |  |
|--------------------|--|--|
| ANT                | 802.11a CH165 5825MHz  |  |
| 1                  | Vertical   | Fundamental  |
| <p><b>Peak</b></p> |  <p>Site : 03CH13-HY<br/>           Condition : PEAK_BE(B4)_16-24 3m HORN_91200_1241 VERTICAL<br/>           Detector : Peak<br/>           Project : 890804<br/>           Mode : Z9<br/>           Power : Z0</p> |  <p>Site : 03CH13-HY<br/>           Condition : PEAK(UNII) 3m HORN_91200_1241 VERTICAL<br/>           Detector : Peak<br/>           Project : 890804<br/>           Mode : Z9<br/>           Power : Z0</p> |



**Band 4 5725~5850MHz**  
**WIFI 802.11n HT20 (Band Edge @ 3m)**

|      |  |  |
|------|--|--|
| WIFI | Band 4 5725~5850MHz Band Edge @ 3m   |  |
| ANT  | 802.11n HT20 CH149 5745MHz   |  |
| 1    | Horizontal   | Fundamental  |
| Peak |  <p>Site : 03CH13-IY<br/>         Condition : PEAK_8E(84)_16-24 3m HORN_01200_1241 HORIZONTAL<br/>         Detector : Peak<br/>         Project : 890804<br/>         Mode : 29<br/>         Power : 20</p> |  <p>Site : 03CH13-IY<br/>         Condition : PEAK(UNIT) 3m HORN_01200_1241 HORIZONTAL<br/>         Detector : Peak<br/>         Project : 890804<br/>         Mode : 29<br/>         Power : 20</p> |



| WIFI               | Band 4 5725~5850MHz Band Edge @ 3m   |  |
|--------------------|--|--|
| ANT                | 802.11n HT20 CH149 5745MHz   |  |
| 1                  | Vertical   | Fundamental  |
| <p><b>Peak</b></p> |  <p>Site : 03CH13-HY<br/>           Condition : PEAK_BE(B4)_16-24 3m HORN_91200_1241 VERTICAL<br/>           Detector : Peak<br/>           Project : 890804<br/>           Mode : Z9<br/>           Power : Z0</p> |  <p>Site : 03CH13-HY<br/>           Condition : PEAK(UNII) 3m HORN_91200_1241 VERTICAL<br/>           Detector : Peak<br/>           Project : 890804<br/>           Mode : Z9<br/>           Power : Z0</p> |

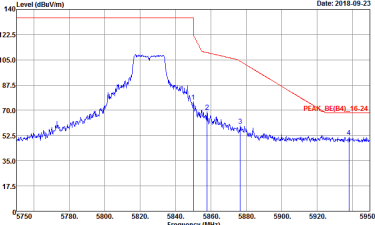
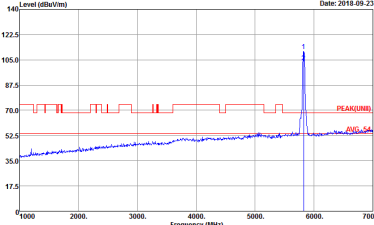


| WIFI               | Band 4 5725~5850MHz Band Edge @ 3m   |   |
|--------------------|--|---|
| ANT                | 802.11n HT20 CH157 5785MHz   |   |
| 1                  | Horizontal   | Fundamental   |
| <p><b>Peak</b></p> | <p>Date: 2018-09-23<br/>PEAK_BE(04)_5785</p> <p>Site : 03CH13-I-Y<br/>Condition : PEAK_BE(04)_16-24 3m HORN_91200_1241 HORIZONTAL<br/>Detector : Peak<br/>Project : 890804<br/>Mode : 31<br/>Power : 20</p>  | <p>Date: 2018-09-23<br/>PEAK(04)_5785</p> <p>Site : 03CH13-I-Y<br/>Condition : PEAK(UNII) 3m HORN_91200_1241 HORIZONTAL<br/>Detector : Peak<br/>Project : 890804<br/>Mode : 31<br/>Power : 20</p> |
| <p><b>Peak</b></p> | <p>Date: 2018-09-23<br/>PEAK_BE(04)_46-24</p> <p>Site : 03CH13-I-Y<br/>Condition : PEAK_BE(04)_16-24 3m HORN_91200_1241 HORIZONTAL<br/>Detector : Peak<br/>Project : 890804<br/>Mode : 31<br/>Power : 20</p> | <p><b>Left blank</b></p>  |

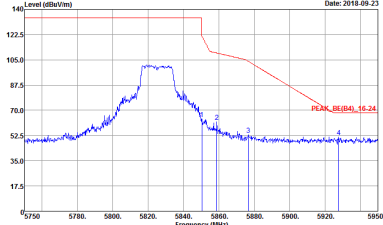
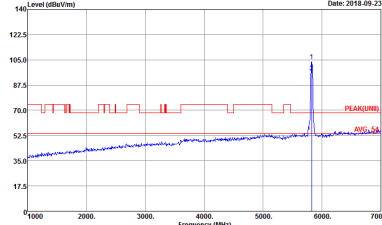


| WIFI               | Band 4 5725~5850MHz Band Edge @ 3m  |  |
|--------------------|---|--|
| ANT                | 802.11n HT20 CH157 5785MHz  |  |
| 1                  | Vertical  | Fundamental  |
| <p><b>Peak</b></p> | <p>Site : 03CH13-IHY<br/>           Condition : PEAK_BE(B4)_16-24 3m HORN_91200_1241 VERTICAL<br/>           Detector : Peak<br/>           Project : 890804<br/>           Mode : 31<br/>           Power : 20</p> | <p>Site : 03CH13-IHY<br/>           Condition : PEAK(UNII) 3m HORN_91200_1241 VERTICAL<br/>           Detector : Peak<br/>           Project : 890804<br/>           Mode : 31<br/>           Power : 20</p> |
| <p><b>Peak</b></p> | <p>Site : 03CH13-IHY<br/>           Condition : PEAK_BE(B4)_16-24 3m HORN_91200_1241 VERTICAL<br/>           Detector : Peak<br/>           Project : 890804<br/>           Mode : 31<br/>           Power : 20</p> | <p><b>Left blank</b></p>   |



| WIFI               | Band 4 5725~5850MHz Band Edge @ 3m   |  |
|--------------------|--|--|
| ANT                | 802.11n HT20 CH165 5825MHz   |  |
| 1                  | Horizontal   | Fundamental  |
| <p><b>Peak</b></p> |  <p>Site : 03CH13-HY<br/>           Condition : PEAK_BE(B4)_16-24 3m HORN_91200_1241 HORIZONTAL<br/>           Detector : Peak<br/>           Project : 890804<br/>           Mode : 32<br/>           Power : 20</p> |  <p>Site : 03CH13-HY<br/>           Condition : PEAK(UNII) 3m HORN_91200_1241 HORIZONTAL<br/>           Detector : Peak<br/>           Project : 890804<br/>           Mode : 32<br/>           Power : 20</p> |



| WIFI               | Band 4 5725~5850MHz Band Edge @ 3m   |  |
|--------------------|--|--|
| ANT                | 802.11n HT20 CH165 5825MHz   |  |
| 1                  | Vertical   | Fundamental  |
| <p><b>Peak</b></p> |  <p>Site : 03CH13-HY<br/>           Condition : PEAK_BE(B4)_16-24 3m HORN_91200_1241 VERTICAL<br/>           RBW:1000.000KHz VBW:3000.000KHz SWT:Auto<br/>           Detector : Peak<br/>           Project : 890804<br/>           Mode : 32<br/>           Power : 20</p> |  <p>Site : 03CH13-HY<br/>           Condition : PEAK(UNII) 3m HORN_91200_1241 VERTICAL<br/>           RBW:1000.000KHz VBW:3000.000KHz SWT:Auto<br/>           Detector : Peak<br/>           Project : 890804<br/>           Mode : 32<br/>           Power : 20</p> |





**Band 4 5725~5850MHz**  
**WIFI 802.11n HT40 (Band Edge @ 3m)**

| WIFI        | Band 4 5725~5850MHz Band Edge @ 3m  |  |
|-------------|---|--|
| ANT         | 802.11n HT40 CH151 5755MHz  |  |
| 1           | Horizontal  | Fundamental  |
| <b>Peak</b> | <p>Site : 03CH13-IHY<br/>           Condition : PEAK_BE(B4)_16-24 3m HORN_91200_1241 HORIZONTAL<br/>           Detector : Peak<br/>           Project : 890804<br/>           Mode : 33<br/>           Power : 19</p> | <p>Site : 03CH13-IHY<br/>           Condition : PEAK(UNIT) 3m HORN_91200_1241 HORIZONTAL<br/>           Detector : Peak<br/>           Project : 890804<br/>           Mode : 33<br/>           Power : 19</p> |
| <b>Peak</b> | <p>Site : 03CH13-IHY<br/>           Condition : PEAK_BE(B4)_16-24 3m HORN_91200_1241 HORIZONTAL<br/>           Detector : Peak<br/>           Project : 890804<br/>           Mode : 33<br/>           Power : 19</p> | <b>Left blank</b>  |



| WIFI               | Band 4 5725~5850MHz Band Edge @ 3m  |  |
|--------------------|---|--|
| ANT                | 802.11n HT40 CH151 5755MHz  |  |
| 1                  | Vertical  | Fundamental  |
| <p><b>Peak</b></p> | <p>Site : 03CH13-I-Y<br/>           Condition : PEAK_BE(B4)_16-24 3m HORN_91200_1241 VERTICAL<br/>           Detector : Peak<br/>           Project : 890804<br/>           Mode : 33<br/>           Power : 19</p> | <p>Site : 03CH13-I-Y<br/>           Condition : PEAK(UNII) 3m HORN_91200_1241 VERTICAL<br/>           Detector : Peak<br/>           Project : 890804<br/>           Mode : 33<br/>           Power : 19</p> |
| <p><b>Peak</b></p> | <p>Site : 03CH13-I-Y<br/>           Condition : PEAK_BE(B4)_16-24 3m HORN_91200_1241 VERTICAL<br/>           Detector : Peak<br/>           Project : 890804<br/>           Mode : 33<br/>           Power : 19</p> | <p><b>Left blank</b></p>   |



| WIFI | Band 4 5725~5850MHz Band Edge @ 3m  |  |
|------|---|--|
| ANT  | 802.11n HT40 CH159 5795MHz  |  |
| 1    | Horizontal  | Fundamental  |
| Peak | <p>Site : 03CH13-IHY<br/>           Condition : PEAK_BE(B4)_16-24 3m HORN_91200_1241 HORIZONTAL<br/>           Detector : Peak<br/>           Project : 890804<br/>           Mode : 34<br/>           Power : 19</p> | <p>Site : 03CH13-IHY<br/>           Condition : PEAK(UNII) 3m HORN_91200_1241 HORIZONTAL<br/>           Detector : Peak<br/>           Project : 890804<br/>           Mode : 34<br/>           Power : 19</p> |
| Peak | <p>Site : 03CH13-IHY<br/>           Condition : PEAK_BE(B4)_16-24 3m HORN_91200_1241 HORIZONTAL<br/>           Detector : Peak<br/>           Project : 890804<br/>           Mode : 34<br/>           Power : 19</p> | Left blank   |



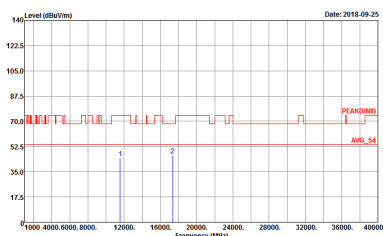
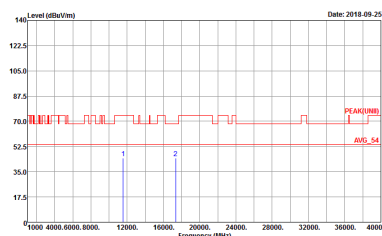
| WIFI | Band 4 5725~5850MHz Band Edge @ 3m  |  |
|------|---|--|
| ANT  | 802.11n HT40 CH159 5795MHz  |  |
| 1    | Vertical  | Fundamental  |
| Peak | <p>Site : 03CH13-IHY<br/>           Condition : PEAK_BE(B4)_16-24 3m HORN_91200_1241 VERTICAL<br/>           Detector : Peak<br/>           Project : 890804<br/>           Mode : 34<br/>           Power : 19</p> | <p>Site : 03CH13-IHY<br/>           Condition : PEAK(UNII) 3m HORN_91200_1241 VERTICAL<br/>           Detector : Peak<br/>           Project : 890804<br/>           Mode : 34<br/>           Power : 19</p> |
| Peak | <p>Site : 03CH13-IHY<br/>           Condition : PEAK_BE(B4)_16-24 3m HORN_91200_1241 VERTICAL<br/>           Detector : Peak<br/>           Project : 890804<br/>           Mode : 34<br/>           Power : 19</p> | Left blank   |



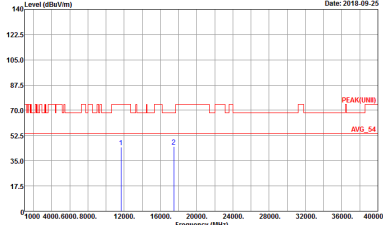
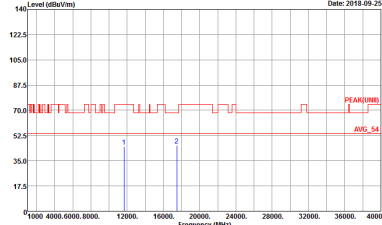
**Band 4 - 5725~5850MHz**  
**WIFI 802.11a (Harmonic @ 3m)**

| WIFI                                  | Band 4 5725~5850MHz Harmonic @ 3m  |  |
|---------------------------------------|--|--|
| ANT                                   | 802.11a CH149 5745MHz  |  |
| 1                                     | Horizontal   | Vertical   |
| <p><b>Peak</b></p> <p><b>Avg.</b></p> | <p>Site : 03CH13-1FY<br/>           Condition : PEAK(UNII) 3m HORN_91200_1241 HORIZONTAL<br/>           Detector : Peak<br/>           Project : 860204<br/>           Mode : 27<br/>           Power : 20</p> | <p>Site : 03CH13-1FY<br/>           Condition : PEAK(UNII) 3m HORN_91200_1241 VERTICAL<br/>           Detector : Peak<br/>           Project : 860204<br/>           Mode : 27<br/>           Power : 20</p> |



|                                       |   |  |
|---------------------------------------|---|--|
| <b>WIFI</b>                           | <b>Band 4 5725~5850MHz Harmonic @ 3m</b>  |  |
| <b>ANT</b>                            | <b>802.11a CH157 5785MHz</b>  |  |
| <b>1</b>                              | <b>Horizontal</b>   | <b>Vertical</b>  |
| <p><b>Peak</b></p> <p><b>Avg.</b></p> |  <p>Site : 03CH13-HY<br/>         Condition : PEAK(UNII) 3m HORN_91200_1241 HORIZONTAL<br/>         Detector : Peak<br/>         Project : 860204<br/>         Mode : 2B<br/>         Power : 20</p> |  <p>Site : 03CH13-HY<br/>         Condition : PEAK(UNII) 3m HORN_91200_1241 VERTICAL<br/>         Detector : Peak<br/>         Project : 860204<br/>         Mode : 2B<br/>         Power : 20</p> |



|                                       |   |  |
|---------------------------------------|---|--|
| <b>WIFI</b>                           | <b>Band 4 5725~5850MHz Harmonic @ 3m</b>  |  |
| <b>ANT</b>                            | <b>802.11a CH165 5825MHz</b>  |  |
| <b>1</b>                              | <b>Horizontal</b>   | <b>Vertical</b>  |
| <p><b>Peak</b></p> <p><b>Avg.</b></p> |  <p>Site : 03CH13-HY<br/>         Condition : PEAK(UNII) 3m HORN_91200_1241 HORIZONTAL<br/>         Detector : Peak<br/>         Project : 860204<br/>         Mode : 29<br/>         Power : 20</p> |  <p>Site : 03CH13-HY<br/>         Condition : PEAK(UNII) 3m HORN_91200_1241 VERTICAL<br/>         Detector : Peak<br/>         Project : 860204<br/>         Mode : 29<br/>         Power : 20</p> |



Band 4 5725~5850MHz
WIFI 802.11n HT20 (Harmonic @ 3m)

Table with 2 columns: WIFI (Band 4 5725~5850MHz Harmonic @ 3m), ANT (802.11n HT20 CH149 5745MHz). Row 1: 1, Horizontal, Vertical. Includes two graphs showing Level (dBuV/m) vs Frequency (MHz) for Peak and Avg. measurements.





|                      |  |  |
|----------------------|--|--|
| <b>WIFI</b>          | <b>Band 4 5725~5850MHz Harmonic @ 3m</b>   |  |
| <b>ANT</b>           | <b>802.11n HT20 CH157 5785MHz</b>  |  |
| <b>1</b>             | <b>Horizontal</b>  | <b>Vertical</b>  |
| <b>Peak<br/>Avg.</b> | <p>Site : 03CH13-HV<br/>Condition : PEAK(UNII) 3m HORN_91200_1241 HORIZONTAL<br/>Detector : Peak<br/>Project : 860204<br/>Mode : 31<br/>Power : 20</p> | <p>Site : 03CH13-HV<br/>Condition : PEAK(UNII) 3m HORN_91200_1241 VERTICAL<br/>Detector : Peak<br/>Project : 860204<br/>Mode : 31<br/>Power : 20</p> |



|                      |   |   |
|----------------------|---|---|
| <b>WIFI</b>          | <b>Band 4 5725~5850MHz Harmonic @ 3m</b>  |   |
| <b>ANT</b>           | <b>802.11n HT20 CH165 5825MHz</b>   |   |
| <b>1</b>             | <b>Horizontal</b>   | <b>Vertical</b>   |
| <b>Peak<br/>Avg.</b> | <p>Site : 03CH13-HY<br/>         Condition : PEAK(UNII) 3m HORN_91200_1241 HORIZONTAL<br/>         Detector : Peak<br/>         Project : 860204<br/>         Mode : 32<br/>         Power : 20</p> | <p>Site : 03CH13-HY<br/>         Condition : PEAK(UNII) 3m HORN_91200_1241 VERTICAL<br/>         Detector : Peak<br/>         Project : 860204<br/>         Mode : 32<br/>         Power : 20</p> |



**Band 4 5725~5850MHz  
WIFI 802.11n HT40 (Harmonic @ 3m)**

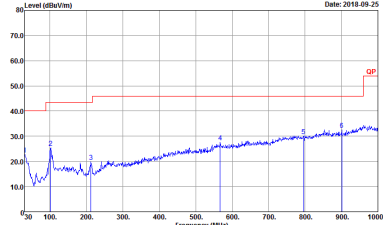
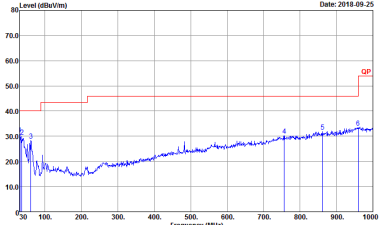
|                      |  |  |
|----------------------|--|--|
| <b>WIFI</b>          | <b>Band 4 5725~5850MHz Harmonic @ 3m</b>   |  |
| <b>ANT</b>           | <b>802.11n HT40 CH151 5755MHz</b>  |  |
| <b>1</b>             | <b>Horizontal</b>  | <b>Vertical</b>  |
| <b>Peak<br/>Avg.</b> | <p>Site : 03CH13-HY<br/>Condition : PEAK(UNII) 3m HORN_91200_1241 HORIZONTAL<br/>Detector : Peak<br/>Project : 860204<br/>Mode : 33<br/>Power : 19</p> | <p>Site : 03CH13-HY<br/>Condition : PEAK(UNII) 3m HORN_91200_1241 VERTICAL<br/>Detector : Peak<br/>Project : 860204<br/>Mode : 33<br/>Power : 19</p> |



| WIFI                       | Band 4 5725~5850MHz Harmonic @ 3m  |  |
|----------------------------|--|--|
| ANT                        | 802.11n HT40 CH159 5795MHz   |  |
| 1                          | Horizontal   | Vertical   |
| <b>Peak</b><br><b>Avg.</b> | <p>Site : 03CH13-HY<br/>Condition : PEAK(UNII) 3m HORN_91200_1241 HORIZONTAL<br/>Detector : Peak<br/>Project : 860204<br/>Mode : 34<br/>Power : 19</p> | <p>Site : 03CH13-HY<br/>Condition : PEAK(UNII) 3m HORN_91200_1241 VERTICAL<br/>Detector : Peak<br/>Project : 860204<br/>Mode : 34<br/>Power : 19</p> |



Emission below 1GHz  
5GHz WIFI 802.11n HT40 (LF)

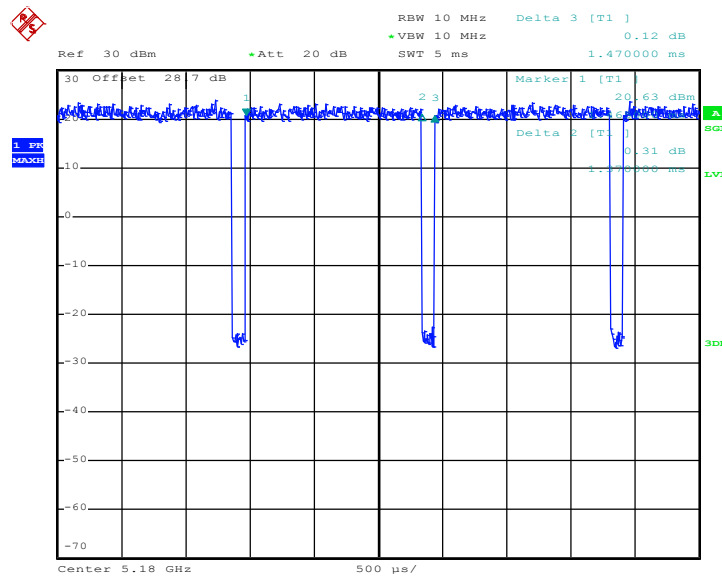
| WIFI                 | 5GHz 5725~5850MHz   |  |
|----------------------|---|--|
| ANT                  | 802.11n HT40 LF   |  |
| 1                    | Horizontal  | Vertical   |
| <p>QP /<br/>Peak</p> |  <p>Site : 03CH13-HY<br/>Condition : QP 3m BTL06_40103 HORIZONTAL<br/>Detector : Peak<br/>Project : 890804<br/>Mode : 35</p> |  <p>Site : 03CH13-HY<br/>Condition : QP 3m BTL06_40103 VERTICAL<br/>Detector : Peak<br/>Project : 890804<br/>Mode : 35</p> |



### Appendix E. Duty Cycle Plots

| Band              | Duty Cycle (%) | T(us) | 1/T(kHz) | VBW Setting | Duty Factor(dB) |
|-------------------|----------------|-------|----------|-------------|-----------------|
| 802.11a           | 93.20          | 1370  | 0.73     | 1kHz        | 0.31            |
| 5GHz 802.11n HT20 | 92.78          | 1285  | 0.78     | 1kHz        | 0.33            |
| 5GHz 802.11n HT40 | 92.75          | 640   | 1.56     | 3kHz        | 0.33            |

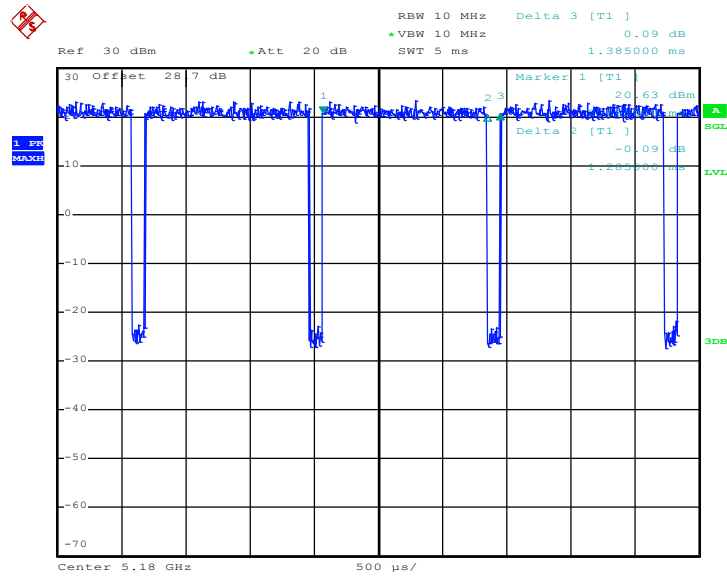
#### 802.11a



Date: 24.SEP.2018 09:28:02

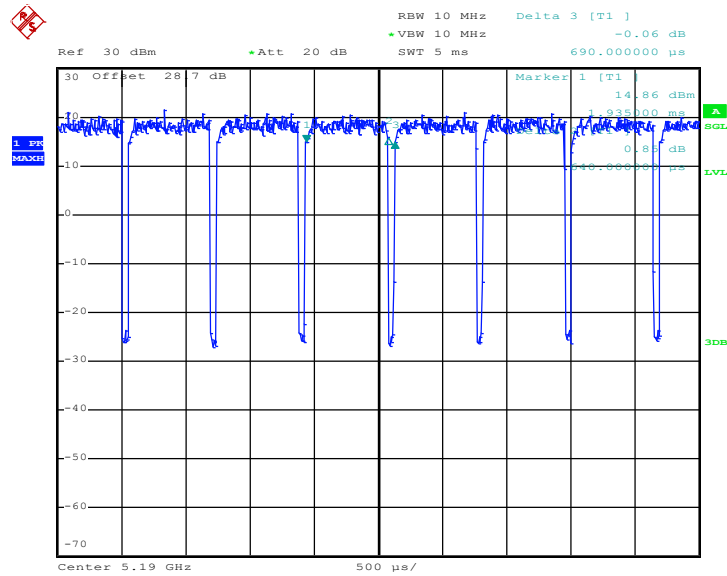


802.11n HT20



Date: 24.SEP.2018 09:30:00

802.11n HT40



Date: 24.SEP.2018 09:32:19

— THE END —