



FCC RF Test Report

APPLICANT : Motorola Mobility LLC
EQUIPMENT : Mobile Cellular Phone
BRAND NAME : T-Mobile
MODEL NAME : XT1965-T
FCC ID : IHDT56XN4
STANDARD : 47 CFR Part 2, 22(H), 24(E), 27(L), 27(M), 27(F) ,
27(H), 27(N)
CLASSIFICATION : PCS Licensed Transmitter Held to Ear (PCE)

The product was received on Feb. 01, 2019 and completely tested on Mar. 23, 2019. We, Sporton International (Kunshan) Inc., would like to declare that the tested sample has been evaluated in accordance with the procedures given in ANSI C63.26-2015 and shown compliance with the applicable technical standards.

The test results in this report apply exclusively to the tested model / sample. Without written approval of Sporton International (Kunshan) Inc., the test report shall not be reproduced except in full.



Approved by: James Huang / Manager

Sporton International (Kunshan) Inc.
No. 1098, Pengxi North Road, Kunshan Economic Development Zone,
Jiangsu Province 215335, China



TABLE OF CONTENTS

REVISION HISTORY..... 3
SUMMARY OF TEST RESULT 4
1 GENERAL DESCRIPTION 6
1.1 Applicant 6
1.2 Manufacturer 6
1.3 Product Feature of Equipment Under Test..... 6
1.4 Product Specification of Equipment Under Test..... 7
1.5 Specification of Accessory 8
1.6 Modification of EUT 8
1.7 Maximum ERP/EIRP Power, Frequency Tolerance, and Emission Designator 9
1.8 Testing Location 16
1.9 Applicable Standards..... 16
2 TEST CONFIGURATION OF EQUIPMENT UNDER TEST 17
2.1 Test Mode 17
2.2 Connection Diagram of Test System 20
2.3 Support Unit used in test configuration and system 20
2.4 Measurement Results Explanation Example 20
2.5 Frequency List of Low/Middle/High Channels 21
3 CONDUCTED TEST ITEMS 27
3.1 Measuring Instruments 27
3.2 Test Setup 27
3.3 Test Result of Conducted Test 27
3.4 Conducted Output Power and ERP/EIRP 28
3.5 Peak-to-Average Ratio 29
3.6 Occupied Bandwidth 30
3.7 Conducted Band Edge 31
3.8 Conducted Spurious Emission 33
3.9 Frequency Stability 34
4 RADIATED TEST ITEMS 35
4.1 Measuring Instruments 35
4.2 Test Setup 35
4.3 Test Result of Radiated Test 35
4.4 Radiated Spurious Emission 36
5 LIST OF MEASURING EQUIPMENT 37
6 UNCERTAINTY OF EVALUATION 38
APPENDIX A. TEST RESULTS OF CONDUCTED TEST
APPENDIX B. TEST RESULTS OF RADIATED TEST
APPENDIX C. TEST SETUP PHOTOGRAPHS



REVISION HISTORY

REPORT NO.	VERSION	DESCRIPTION	ISSUED DATE
FG920101B	Rev. 01	Initial issue of report	Apr. 01, 2019
FG920101B	Rev. 02	Update Brand Name to T-Mobile	Apr. 12, 2019



SUMMARY OF TEST RESULT

Report Section	FCC Rule	Description	Limit	Result	Remark
3.4	§2.1046	Conducted Output Power	Reporting Only	PASS	-
	§22.913(a)(5)	Effective Radiated Power (Band 5) (Band 26)	ERP < 7 Watt	PASS	-
	§27.50(b)(10) §27.50(c)(10)	Effective Radiated Power (Band 12) (Band 13) (Band 17) (Band 71)	ERP < 3 Watt	PASS	-
	§24.232(c) §27.50(h)(2)	Equivalent Isotropic Radiated Power (Band 2) (Band 25) (Band 7) (Band 38) (Band 41)	EIRP < 2Watt	PASS	-
	§27.50(d)(4)	Equivalent Isotropic Radiated Power (Band 4) (Band 66)	EIRP < 1Watt	PASS	-
3.5	§24.232(d)	Peak-to-Average Ratio	<13 dB	PASS	-
3.6	§2.1049	Occupied Bandwidth	Reporting Only	PASS	-
3.7	§2.1051 §22.917(a) §24.238(a) §27.53(c)(2)(4) §27.53(g) §27.53(h)	Conducted Band Edge Measurement (Band 2) (Band 4) (Band 5) (Band 12) (Band 13) (Band 17) (Band 25) (Band 26) (Band 66) (Band 71)	< 43+10log ₁₀ (P[Watts])	PASS	-
	§27.53(m)(4)	Conducted Band Edge Measurement (Band 7) (Band 38) (Band 41)	§27.53(m)(4)		
3.8	§2.1051 §22.917(a) §24.238(a) §27.53(c)(2) §27.53(g) §27.53(h)	Conducted Spurious Emission (Band 2) (Band 4) (Band 5) (Band 12) (Band 13) (Band 17) (Band 25) (Band 26) (Band 66) (Band 71)	< 43+10log ₁₀ (P[Watts])	PASS	-
	§2.1051 §27.53(m)(4)	Conducted Spurious Emission (Band 7) (Band 38) (Band 41)	< 55+10log ₁₀ (P[Watts])		
3.9	§2.1055 §22.355	Frequency Stability Temperature & Voltage	< 2.5 ppm for Part 22H	PASS	-
	§2.1055 §24.235 §27.54		Within Authorized Band		



Report Section	FCC Rule	Description	Limit	Result	Remark
4.4	§2.1053 §22.917(a) §24.238(a) §27.53(c)(2) §27.53(f) §27.53(g) §27.53(h)	Radiated Spurious Emission (Band 2) (Band 4) (Band 5) (Band 12) (Band 13) (Band 17) (Band 25) (Band 26) (Band 66) (Band 71)	$< 43+10\log_{10}(P[\text{Watts}])$	PASS	Under limit 16.18 dB at 7750.000 MHz
	§2.1053 §27.53(m)(4)	Radiated Spurious Emission (Band 7) (Band 38) (Band 41)	$< 55+10\log_{10}(P[\text{Watts}])$		



1 General Description

1.1 Applicant

Motorola Mobility LLC
222 W,Merchandise Mart Plaza, Chicago IL 60654 USA

1.2 Manufacturer

Motorola Mobility LLC
222 W,Merchandise Mart Plaza, Chicago IL 60654 USA

1.3 Product Feature of Equipment Under Test

Product Feature	
Equipment	Mobile Cellular Phone
Brand Name	T-Mobile
Model Name	XT1965-T
FCC ID	IHDT56XN4
EUT supports Radios application	CDMA/EVDO/GSM/GPRS/EGPRS/WCDMA/HSPA/ DC-HSDPA/HSPA+(16QAM uplink is not supported)/LTE WLAN 2.4GHz 802.11b/g/n HT20 WLAN 5GHz 802.11a/n HT20/HT40 WLAN 5GHz 802.11ac VHT20/VHT40/VHT80 Bluetooth BR/EDR/LE NFC/GNSS/FM Receiver
IMEI Code	Conducted:355572090010645 Radiation: 355572090012591 for B7/25/26/12/41/66/71 355572090012468 for B13
HW Version	PVT
SW Version	PCW29.81
EUT Stage	Identical Prototype



1.4 Product Specification of Equipment Under Test

Standards-related Product Specification	
Tx Frequency	LTE Band 2 : 1850.7 MHz ~ 1909.3 MHz LTE Band 4 : 1710.7 MHz ~ 1754.3 MHz LTE Band 5 : 824.7 MHz ~ 848.3 MHz LTE Band 7 : 2502.5 MHz ~ 2567.5 MHz LTE Band 12 : 699.7 MHz ~ 715.3 MHz LTE Band 13 : 779.5 MHz ~ 784.5 MHz LTE Band 17 : 706.5 MHz ~ 713.5 MHz LTE Band 25 : 1850.7MHz ~ 1914.3 MHz LTE Band 26 : 824.7MHz ~ 848.3 MHz LTE Band 38 : 2572.5MHz ~ 2617.5MHz LTE Band 41 : 2498.5 MHz ~ 2687.5 MHz LTE Band 66 : 1710.7 MHz ~ 1779.3 MHz LTE Band 71: 665.5 MHz ~ 695.5MHz
Rx Frequency	LTE Band 2 : 1930.7 MHz ~ 1989.3 MHz LTE Band 4 : 2110.7 MHz ~ 2154.3 MHz LTE Band 5 : 869.7 MHz ~ 893.3 MHz LTE Band 7 : 2622.5MHz ~ 2687.5 MHz LTE Band 12 : 729.7 MHz ~ 745.3 MHz LTE Band 13 : 748.5 MHz ~ 753.5 MHz LTE Band 17 : 736.5 MHz ~ 743.5 MHz LTE Band 25 : 1930.7MHz ~ 1994.3 MHz LTE Band 26 : 869.7MHz ~ 893.3MHz LTE Band 38 : 2572.5MHz ~ 2617.5MHz LTE Band 41 : 2498.5 MHz ~ 2687.5 MHz LTE Band 66 : 2110.7 MHz~ 2199.3 MHz LTE Band 71: 619.5 MHz ~ 649.5MHz
Bandwidth	LTE Band 2 : 1.4MHz / 3MHz / 5MHz / 10MHz / 15MHz / 20MHz LTE Band 4 : 1.4MHz / 3MHz / 5MHz / 10MHz / 15MHz / 20MHz LTE Band 5 : 1.4MHz / 3MHz / 5MHz / 10MHz LTE Band 7 : 5MHz / 10MHz / 15MHz / 20MHz LTE Band 12 : 1.4MHz / 3MHz / 5MHz / 10MHz LTE Band 13 : 5MHz / 10MHz LTE Band 17 : 5MHz / 10MHz LTE Band 25 : 1.4MHz / 3MHz / 5MHz / 10MHz / 15MHz / 20MHz LTE Band 26 : 1.4MHz / 3MHz / 5MHz / 10MHz / 15MHz LTE Band 38 : 5MHz / 10MHz / 15MHz / 20MHz LTE Band 41 : 5MHz / 10MHz / 15MHz / 20MHz LTE Band 66 : 1.4MHz / 3MHz / 5MHz / 10MHz / 15MHz / 20MHz LTE Band 71 : 5MHz / 10MHz / 15MHz / 20MHz
Maximum Output Power to Antenna	LTE Band 2 : 23.38 dBm LTE Band 4 : 23.55 dBm LTE Band 5 : 23.07 dBm LTE Band 7 : 23.14 dBm LTE Band 13 : 23.17 dBm LTE Band 12 : 23.14 dBm LTE Band 17 : 23.13 dBm LTE Band 25 : 23.46 dBm LTE Band 26 : 23.10 dBm LTE Band 38 : 23.16 dBm LTE Band 41 : 24.91 dBm



	LTE Band 66 : 23.33dBm LTE Band 71 : 23.40 dBm
Antenna Gain	LTE Band 2 : -0.20 dBi LTE Band 4 : -1.70 dBi LTE Band 5 : -3.40 dBi LTE Band 7 : -0.98 dBi LTE Band 12 : -5.00 dBi LTE Band 13 : -5.00 dBi LTE Band 17 : -5.00 dBi LTE Band 25 : -0.20 dBi LTE Band 26 : -3.40 dBi LTE Band 38 : -1.35 dBi LTE Band 41 : -0.98 dBi LTE Band 66 : -1.70 dBi LTE Band 71 : -7.00 dBi
Type of Modulation	QPSK / 16QAM / 64QAM
Antenna Type	Internal Antenna

1.5 Specification of Accessory

Specification of Accessory				
AC Adapter 1	Brand Name	Motorola (Salom)	Model Name	SC-31
	Power Rating	I/P: 100-240 Vac, 800mA O/P: 5Vdc,3000mA; 9Vdc,3000mA		
AC Adapter 2	Brand Name	Motorola (Acbel)	Model Name	SC-31
	Power Rating	I/P: 100-240 Vac, 800mA O/P: 5Vdc,3000mA; 9Vdc,3000mA		
Battery	Brand Name	Motorola(Amperex)	Model Name	JG40
	Power Rating	3.8Vdc,3000mAh	Type	Li-ion
USB Cable	Brand Name	Motorola (Cabletech)	Model Name	SC18C47591
	Signal Line Type	1.0 meter, shielded cable, without ferrite core		

1.6 Modification of EUT

No modifications are made to the EUT during all test items.



1.7 Maximum ERP/EIRP Power, Frequency Tolerance, and Emission Designator

LTE Band 2		QPSK			16QAM		
BW (MHz)	Frequency Range (MHz)	Emission Designator (99%OBW)	Frequency Tolerance (ppm)	Maximum EIRP(W)	Emission Designator (99%OBW)	Frequency Tolerance (ppm)	Maximum EIRP(W)
1.4	1850.7 ~ 1909.3	1M09G7D	-	0.2080	1M09W7D	-	0.1758
3	1851.5 ~ 1908.5	2M72G7D	-	0.2104	2M74W7D	-	0.1774
5	1852.5 ~ 1907.5	4M50G7D	-	0.2032	4M50W7D	-	0.1786
10	1855.0 ~ 1905.0	9M09G7D	0.0027	0.2032	9M01W7D	-	0.1828
15	1857.5 ~ 1902.5	13M5G7D	-	0.1977	13M5W7D	-	0.1754
20	1860.0 ~ 1900.0	18M3G7D	-	0.2118	18M3W7D	-	0.1738
LTE Band 2		64QAM					
BW (MHz)	Frequency Range (MHz)	Emission Designator (99%OBW)		Frequency Tolerance (ppm)	Maximum EIRP(W)		
1.4	1850.7 ~ 1909.3	1M10W7D		-	0.1449		
3	1851.5 ~ 1908.5	2M73W7D		-	0.1439		
5	1852.5 ~ 1907.5	4M51W7D		-	0.1416		
10	1855.0 ~ 1905.0	9M05W7D		-	0.1452		
15	1857.5 ~ 1902.5	13M4W7D		-	0.1462		
20	1860.0 ~ 1900.0	18M4W7D		-	0.1358		
LTE Band 25		QPSK			16QAM		
BW (MHz)	Frequency Range (MHz)	Emission Designator (99%OBW)	Frequency Tolerance (ppm)	Maximum EIRP(W)	Emission Designator (99%OBW)	Frequency Tolerance (ppm)	Maximum EIRP(W)
1.4	1850.7 ~ 1914.3	1M09G7D	-	0.2080	1M09W7D	-	0.1758
3	1851.5 ~ 1913.5	2M72G7D	-	0.2104	2M74W7D	-	0.1774
5	1852.5 ~ 1912.5	4M50G7D	-	0.2032	4M50W7D	-	0.1786
10	1855.0 ~ 1910.0	9M09G7D	0.0027	0.2032	9M01W7D	-	0.1828
15	1857.5 ~ 1907.5	13M5G7D	-	0.1977	13M5W7D	-	0.1754
20	1860.0 ~ 1905.0	18M3G7D	-	0.2118	18M3W7D	-	0.1738



LTE Band 25		64QAM		
BW (MHz)	Frequency Range (MHz)	Emission Designator (99%OBW)	Frequency Tolerance (ppm)	Maximum EIRP(W)
1.4	1850.7 ~ 1914.3	1M10W7D	-	0.1449
3	1851.5 ~ 1913.5	2M73W7D	-	0.1439
5	1852.5 ~ 1912.5	4M51W7D	-	0.1416
10	1855.0 ~ 1910.0	9M05W7D	-	0.1452
15	1857.5 ~ 1907.5	13M4W7D	-	0.1462
20	1860.0 ~ 1905.0	18M4W7D	-	0.1358

LTE Band 4		QPSK			16QAM		
BW (MHz)	Frequency Range (MHz)	Emission Designator (99%OBW)	Frequency Tolerance (ppm)	Maximum EIRP(W)	Emission Designator (99%OBW)	Frequency Tolerance (ppm)	Maximum EIRP(W)
1.4	1710.7 ~ 1754.3	1M09G7D	-	0.1377	1M09W7D	-	0.1164
3	1711.5 ~ 1753.5	2M73G7D	-	0.1337	2M73W7D	-	0.1138
5	1712.5 ~ 1752.5	4M52G7D	-	0.1374	4M50W7D	-	0.1205
10	1715.0 ~ 1750.0	9M07G7D	0.0033	0.1396	9M07W7D	-	0.1227
15	1717.5 ~ 1747.5	13M4G7D	-	0.1406	13M5W7D	-	0.1225
20	1720.0 ~ 1745.0	18M5G7D	-	0.1455	18M5W7D	-	0.1148

LTE Band 4		64QAM		
BW (MHz)	Frequency Range (MHz)	Emission Designator (99%OBW)	Frequency Tolerance (ppm)	Maximum EIRP(W)
1.4	1710.7 ~ 1754.3	1M09W7D	-	0.0975
3	1711.5 ~ 1753.5	2M72W7D	-	0.0955
5	1712.5 ~ 1752.5	4M51W7D	-	0.0971
10	1715.0 ~ 1750.0	9M05W7D	-	0.0957
15	1717.5 ~ 1747.5	13M5W7D	-	0.0966
20	1720.0 ~ 1745.0	18M5W7D	-	0.0971



LTE Band 5		QPSK			16QAM		
BW (MHz)	Frequency Range (MHz)	Emission Designator (99%OBW)	Frequency Tolerance (ppm)	Maximum ERP(W)	Emission Designator (99%OBW)	Frequency Tolerance (ppm)	Maximum ERP(W)
1.4	824.7 ~ 848.3	1M09G7D	-	0.0560	1M09W7D	-	0.0484
3	825.5 ~ 847.5	2M73G7D	-	0.0561	2M73W7D	-	0.0498
5	826.5 ~ 846.5	4M49G7D	-	0.0556	4M49W7D	-	0.0492
10	829.0 ~ 844.0	9M05G7D	0.0087	0.0556	9M05W7D	-	0.0470
LTE Band 5		64QAM					
BW (MHz)	Frequency Range (MHz)	Emission Designator (99%OBW)		Frequency Tolerance (ppm)	Maximum ERP(W)		
1.4	824.7 ~ 848.3	1M10W7D		-	0.0394		
3	825.5 ~ 847.5	2M72W7D		-	0.0394		
5	826.5 ~ 846.5	4M56W7D		-	0.0422		
10	829.0 ~ 844.0	9M09W7D		-	0.0394		
LTE Band 7		QPSK			16QAM		
BW (MHz)	Frequency Range (MHz)	Emission Designator (99%OBW)	Frequency Tolerance (ppm)	Maximum EIRP(W)	Emission Designator (99%OBW)	Frequency Tolerance (ppm)	Maximum EIRP(W)
5	2502.5 ~ 2567.5	4M51G7D	-	0.1629	4M52W7D	-	0.1380
10	2505.0 ~ 2565.0	9M09G7D	0.0026	0.1614	9M03W7D	-	0.1377
15	2507.5 ~ 2562.5	13M5G7D	-	0.1641	13M5W7D	-	0.1390
20	2510.0 ~ 2560.0	18M4G7D	-	0.1644	18M3W7D	-	0.1387
LTE Band 7		64QAM					
BW (MHz)	Frequency Range (MHz)	Emission Designator (99%OBW)		Frequency Tolerance (ppm)	Maximum EIRP(W)		
5	2502.5 ~ 2567.5	4M50W7D		-	0.1081		
10	2505.0 ~ 2565.0	9M03W7D		-	0.1074		
15	2507.5 ~ 2562.5	13M5W7D		-	0.1107		
20	2510.0 ~ 2560.0	18M4W7D		-	0.1089		



LTE Band 12		QPSK			16QAM		
BW (MHz)	Frequency Range (MHz)	Emission Designator (99%OBW)	Frequency Tolerance (ppm)	Maximum ERP(W)	Emission Designator (99%OBW)	Frequency Tolerance (ppm)	Maximum ERP(W)
1.4	699.7 ~ 715.3	1M10G7D	-	0.0387	1M09W7D	-	0.0337
3	700.5 ~ 714.5	2M71G7D	-	0.0384	2M75W7D	-	0.0342
5	701.5 ~ 713.5	4M52G7D	-	0.0396	4M49W7D	-	0.0344
10	704.0 ~ 711.0	9M09G7D	0.0091	0.0397	9M05W7D	-	0.0342
LTE Band 12		64QAM					
BW (MHz)	Frequency Range (MHz)	Emission Designator (99%OBW)		Frequency Tolerance (ppm)		Maximum ERP(W)	
1.4	699.7 ~ 715.3	1M09W7D		-		0.0279	
3	700.5 ~ 714.5	2M72W7D		-		0.0286	
5	701.5 ~ 713.5	4M51W7D		-		0.0286	
10	704.0 ~ 711.0	9M05W7D		-		0.0288	
LTE Band 13		QPSK			16QAM		
BW (MHz)	Frequency Range (MHz)	Emission Designator (99%OBW)	Frequency Tolerance (ppm)	Maximum ERP(W)	Emission Designator (99%OBW)	Frequency Tolerance (ppm)	Maximum ERP(W)
5	779.5 ~ 784.5	4M50G7D	-	0.0390	4M50W7D	-	0.0356
10	782.0	9M01G7D	0.0063	0.0400	8M99W7D	-	0.0351
LTE Band 13		64QAM					
BW (MHz)	Frequency Range (MHz)	Emission Designator (99%OBW)		Frequency Tolerance (ppm)		Maximum ERP(W)	
5	779.5 ~ 784.5	4M50W7D		-		0.0292	
10	782.0	8M99W7D		-		0.0288	
LTE Band 17		QPSK			16QAM		
BW (MHz)	Frequency Range (MHz)	Emission Designator (99%OBW)	Frequency Tolerance (ppm)	Maximum ERP(W)	Emission Designator (99%OBW)	Frequency Tolerance (ppm)	Maximum ERP(W)
5	706.5 ~ 713.5	4M52G7D	-	0.0396	4M49W7D	-	0.0344
10	709.0 ~ 711.0	9M09G7D	0.0091	0.0397	9M05W7D	-	0.0342
LTE Band 17		64QAM					
BW (MHz)	Frequency Range (MHz)	Emission Designator (99%OBW)		Frequency Tolerance (ppm)		Maximum ERP(W)	
5	706.5 ~ 713.5	4M51W7D		-		0.0286	
10	709.0 ~ 711.0	9M05W7D		-		0.0288	



LTE Band 26		QPSK			16QAM		
BW (MHz)	Frequency Range (MHz)	Emission Designator (99%OBW)	Frequency Tolerance (ppm)	Maximum ERP(W)	Emission Designator (99%OBW)	Frequency Tolerance (ppm)	Maximum ERP(W)
1.4	824.7 ~ 848.3	1M09G7D	-	0.0560	1M09W7D	-	0.0484
3	825.5 ~ 847.5	2M73G7D	-	0.0561	2M73W7D	-	0.0498
5	826.5 ~ 846.5	4M49G7D	-	0.0556	4M49W7D	-	0.0492
10	829.0 ~ 844.0	9M05G7D	0.0087	0.0556	9M05W7D	-	0.0470
15	831.5 ~ 841.5	13M5G7D	-	0.0569	13M5W7D	-	0.0489
CH26765	821.5	13M5G7D	-	0.0569	13M4W7D	-	0.0469
LTE Band 26		64QAM					
BW (MHz)	Frequency Range (MHz)	Emission Designator (99%OBW)		Frequency Tolerance (ppm)	Maximum ERP(W)		
1.4	824.7 ~ 848.3	1M10W7D		-	0.0394		
3	825.5 ~ 847.5	2M72W7D		-	0.0394		
5	826.5 ~ 846.5	4M56W7D		-	0.0422		
10	829.0 ~ 844.0	9M09W7D		-	0.0394		
15	831.5 ~ 841.5	13M4W7D		-	0.0421		
CH26765	821.5	13M4W7D		-	0.0421		
LTE Band 38		QPSK			16QAM		
BW (MHz)	Frequency Range (MHz)	Emission Designator (99%OBW)	Frequency Tolerance (ppm)	Maximum EIRP(W)	Emission Designator (99%OBW)	Frequency Tolerance (ppm)	Maximum EIRP(W)
5	2572.5 ~ 2617.5	4M50G7D	-	0.2333	4M49W7D	-	0.2443
10	2575.0 ~ 2615.0	9M07G7D	0.0019	0.2339	9M03W7D	-	0.2466
15	2577.5 ~ 2612.5	13M6G7D	-	0.2377	13M5W7D	-	0.2466
20	2580.0 ~ 2610.0	18M5G7D	-	0.2371	18M4W7D	-	0.2472
LTE Band 38		64QAM					
BW (MHz)	Frequency Range (MHz)	Emission Designator (99%OBW)		Frequency Tolerance (ppm)	Maximum EIRP(W)		
5	2572.5 ~ 2617.5	4M52W7D		-	0.1928		
10	2575.0 ~ 2615.0	9M05W7D		-	0.1936		
15	2577.5 ~ 2612.5	13M5W7D		-	0.1968		
20	2580.0 ~ 2610.0	18M4W7D		-	0.1932		



LTE Band 41		QPSK			16QAM		
BW (MHz)	Frequency Range (MHz)	Emission Designator (99%OBW)	Frequency Tolerance (ppm)	Maximum EIRP(W)	Emission Designator (99%OBW)	Frequency Tolerance (ppm)	Maximum EIRP(W)
5	2498.5 ~ 2687.5	4M50G7D	-	0.2333	4M49W7D	-	0.2443
10	2501.0 ~ 2685.0	9M07G7D	0.0019	0.2339	9M03W7D	-	0.2466
15	2503.5 ~ 2682.5	13M6G7D	-	0.2377	13M5W7D	-	0.2466
20	2506.0 ~ 2680.0	18M5G7D	-	0.2371	18M4W7D	-	0.2472
LTE Band 41		64QAM					
BW (MHz)	Frequency Range (MHz)	Emission Designator (99%OBW)		Frequency Tolerance (ppm)	Maximum EIRP(W)		
5	2498.5 ~ 2687.5	4M52W7D		-	0.1928		
10	2501.0 ~ 2685.0	9M05W7D		-	0.1936		
15	2503.5 ~ 2682.5	13M5W7D		-	0.1968		
20	2506.0 ~ 2680.0	18M4W7D		-	0.1932		
LTE Band 66		QPSK			16QAM		
BW (MHz)	Frequency Range (MHz)	Emission Designator (99%OBW)	Frequency Tolerance (ppm)	Maximum EIRP(W)	Emission Designator (99%OBW)	Frequency Tolerance (ppm)	Maximum EIRP(W)
1.4	1710.7 ~ 1779.3	1M09G7D	-	0.1377	1M09W7D	-	0.1164
3	1711.5 ~ 1778.5	2M73G7D	-	0.1337	2M73W7D	-	0.1138
5	1712.5 ~ 1777.5	4M52G7D	-	0.1374	4M50W7D	-	0.1205
10	1715.0 ~ 1775.0	9M07G7D	0.0033	0.1396	9M07W7D	-	0.1227
15	1717.5 ~ 1772.5	13M4G7D	-	0.1406	13M5W7D	-	0.1225
20	1720.0 ~ 1770.0	18M5G7D	-	0.1455	18M5W7D	-	0.1148
LTE Band 66		64QAM					
BW (MHz)	Frequency Range (MHz)	Emission Designator (99%OBW)		Frequency Tolerance (ppm)	Maximum EIRP(W)		
1.4	1710.7 ~ 1779.3	1M09W7D		-	0.0975		
3	1711.5 ~ 1778.5	2M72W7D		-	0.0955		
5	1712.5 ~ 1777.5	4M51W7D		-	0.0971		
10	1715.0 ~ 1775.0	9M05W7D		-	0.0957		
15	1717.5 ~ 1772.5	13M5W7D		-	0.0966		
20	1720.0 ~ 1770.0	18M5W7D		-	0.0971		



LTE Band 71		QPSK			16QAM		
BW (MHz)	Frequency Range (MHz)	Emission Designator (99%OBW)	Frequency Tolerance (ppm)	Maximum ERP(W)	Emission Designator (99%OBW)	Frequency Tolerance (ppm)	Maximum ERP(W)
5	665.5 ~ 695.5	4M50G7D	-	0.0259	4M52W7D	-	0.0220
10	668.0 ~ 693.0	9M06G7D	0.0050	0.0262	9M03W7D	-	0.0222
15	670.5 ~ 690.5	13M5G7D	-	0.0265	13M5W7D	-	0.0222
20	673.0 ~ 688.0	18M5G7D	-	0.0266	18M5W7D	-	0.0220
LTE Band 71		64QAM					
BW (MHz)	Frequency Range (MHz)	Emission Designator (99%OBW)		Frequency Tolerance (ppm)	Maximum ERP(W)		
5	665.5 ~ 695.5	4M50W7D		-	0.0171		
10	668.0 ~ 693.0	9M06W7D		-	0.0172		
15	670.5 ~ 690.5	13M5W7D		-	0.0174		
20	673.0 ~ 688.0	18M4W7D		-	0.0173		

Note:

1. LTE Band 26 overlaps the entire frequency range of LTE Band 5. Therefore, the test results provided in this report covers Band 26 as well as Band 5
2. LTE Band 66 overlaps the entire frequency range of LTE Band 4. Therefore, the test results provided in this report covers Band 66 as well as Band 4.
3. LTE Band 25 overlaps the entire frequency range of LTE Band 2. Therefore, the test results provided in this report covers Band 25 as well as Band 2.
4. LTE Band 12 overlaps the entire frequency range of LTE Band 17. Therefore, the test results provided in this report covers Band 12 as well as Band 17.
5. LTE Band 41 overlaps the entire frequency range of LTE Band 38. Therefore, the test results provided in this report covers Band 41 as well as Band 38.



1.8 Testing Location

Sporton International (Kunshan) Inc. is accredited to ISO 17025 by National Voluntary Laboratory Accreditation Program (NVLAP code: 600155-0).

Test Site	Sporton International (Kunshan) Inc.		
Test Site Location	No. 1098, Pengxi North Road, Kunshan Economic Development Zone, Jiangsu Province 215335, China TEL : 86-512-57900158 FAX : 86-512-57900958		
Test Site No.	Sporton Site No.	FCC designation No.	FCC Test Firm Registration No.
	TH01-KS 03CH06-KS	CN5013	630927

1.9 Applicable Standards

According to the specifications of the manufacturer, the EUT must comply with the requirements of the following standards:

- ♦ 47 CFR Part 2, 22(H), 24(E), 27(L), 27(M), 27(F) , 27(H) , 27(N)
- ♦ ANSI C63.26-2015
- ♦ FCC KDB 971168 D01 Power Meas License Digital Systems v03r01
- ♦ FCC KDB 412172 D01 Determining ERP and EIRP v01r01

Remark:

1. All test items were verified and recorded according to the standards and without any deviation during the test.
2. This EUT has also been tested and complied with the requirements of FCC Part 15, Subpart B, recorded in a separate test report.



2 Test Configuration of Equipment Under Test

2.1 Test Mode

Antenna port conducted and radiated test items listed below are performed according to KDB 971168 D01 Power Meas License Digital Systems v03r01 with maximum output power.

Radiated measurements are performed by rotating the EUT in three different orthogonal test planes to find the maximum emission.

Test Items	Band	Bandwidth (MHz)						Modulation			RB #			Test Channel		
		1.4	3	5	10	15	20	QPSK	16QAM	64QAM	1	Half	Full	L	M	H
Max. Output Power	2	v	v	v	v	v	v	v	v	v	v	v	v	v	v	v
	4	v	v	v	v	v	v	v	v	v	v	v	v	v	v	v
	5	v	v	v	v	-	-	v	v	v	v	v	v	v	v	v
	7	-	-	v	v	v	v	v	v	v	v	v	v	v	v	v
	12	v	v	v	v	-	-	v	v	v	v	v	v	v	v	v
	13	-	-	v		-	-	v	v	v	v	v	v	v	v	v
		-	-		v	-	-	v	v	v	v	v	v	-	v	-
	17	-	-	v	v	-	-	v	v	v	v	v	v	v	v	v
	25	v	v	v	v	v	v	v	v	v	v	v	v	v	v	v
	26	v	v	v	v	v	-	v	v	v	v	v	v	v	v	v
	38	-	-	v	v	v	v	v	v	v	v	v	v	v	v	v
	41	-	-	v	v	v	v	v	v	v	v	v	v	v	v	v
66	v	v	v	v	v	v	v	v	v	v	v	v	v	v	v	
71	-	-	v	v	v	v	v	v	v	v	v	v	v	v	v	
Peak-to-Average Ratio	7	-	-				v	v	v	v	v		v	v	v	v
	12				v	-	-	v	v	v	v		v	v	v	v
	13	-	-		v	-	-	v	v	v	v		v	v	v	v
	25						v	v	v	v	v		v	v	v	v
	26				v		-	v	v	v	v		v	v	v	v
	41	-	-				v	v	v	v	v		v	v	v	v
	66						v	v	v	v	v		v	v	v	v
	71	-	-				v	v	v	v	v		v	v	v	v

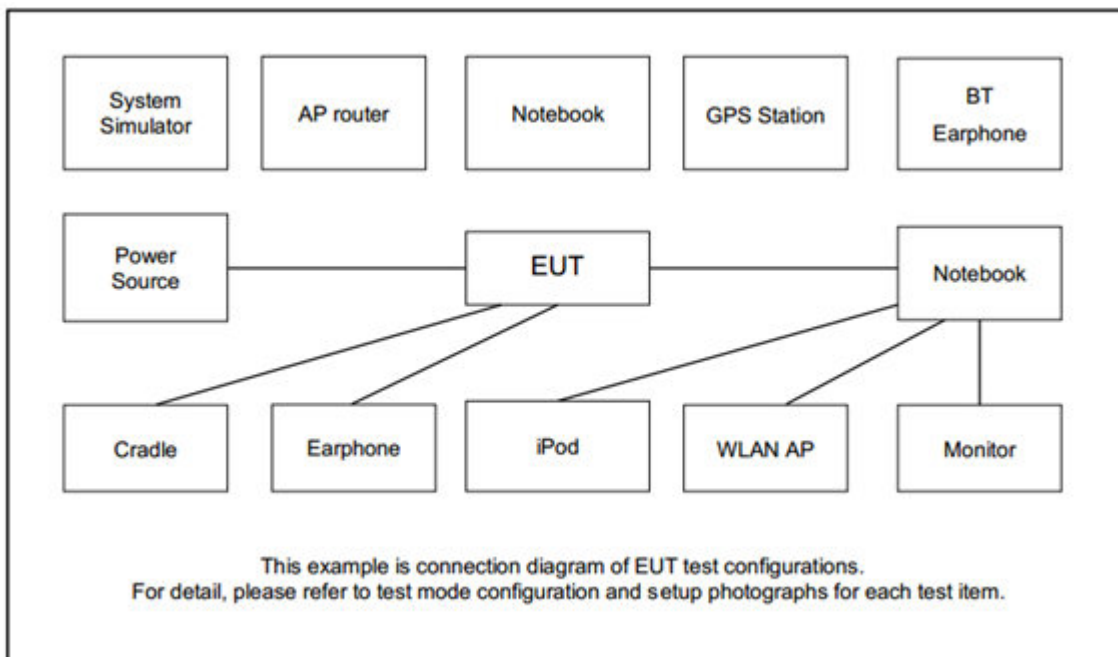


Test Items	Band	Bandwidth (MHz)						Modulation			RB #			Test Channel		
		1.4	3	5	10	15	20	QPSK	16QAM	64QAM	1	Half	Full	L	M	H
26dB and 99% Bandwidth	7	-	-	v	v	v	v	v	v	v			v	v	v	v
	12	v	v	v	v	-	-	v	v	v			v	v	v	v
	13	-	-	v		-	-	v	v	v			v	v	v	v
					v			v	v	v			v		v	
	25	v	v	v	v	v	v	v	v	v			v	v	v	v
	26	v	v	v	v	v	-	v	v	v			v	v	v	v
	41	-	-	v	v	v	v	v	v	v			v	v	v	v
	66	v	v	v	v	v	v	v	v	v			v	v	v	v
71	-	-	v	v	v	v	v	v	v			v	v	v	v	
Conducted Band Edge	7	-	-	v	v	v	v	v	v	v	v		v	v		v
	12	v	v	v	v	-	-	v	v	v	v		v	v		v
	13	-	-	v		-	-	v	v	v	v		v	v		v
		-	-		v	-	-	v	v	v	v				v	
	25	v	v	v	v	v	v	v	v	v	v		v	v		v
	26	v	v	v	v	v	-	v	v	v	v		v	v		v
	41	-	-	v	v	v	v	v	v	v	v		v	v		v
	66	v	v	v	v	v	v	v	v	v	v		v	v		v
71	-	-	v	v	v	v	v	v	v	v		v	v		v	
Conducted Spurious Emission	7	-	-	v	v	v	v	v	v	v	v			v	v	v
	12	v	v	v	v	-	-	v	v	v	v			v	v	v
	13	-	-	v		-	-	v	v	v	v			v	v	v
		-	-		v	-	-	v	v	v	v				v	
	25	v	v	v	v	v	v	v	v	v	v			v	v	v
	26	v	v	v	v	v	-	v	v	v	v			v	v	v
	41	-	-	v	v	v	v	v	v	v	v			v	v	v
	66	v	v	v	v	v	v	v	v	v	v			v	v	v
71	-	-	v	v	v	v	v	v	v	v			v	v	v	
Frequency Stability	7	-	-		v			v					v		v	
	12				v	-	-	v					v		v	
	13	-	-		v	-	-	v					v		v	
	25				v			v					v		v	
	26				v		-	v					v		v	



	41	-	-		v			v					v		v	
	66				v			v					v		v	
	71	-	-		v			v					v		v	
E.R.P / E.I.R.P	7	-	-	v	v	v	v	v	v	v	v			v	v	v
	12	v	v	v	v	-	-	v	v	v	v			v	v	v
	13	-	-	v		-	-	v	v	v	v			v	v	v
		-	-		v	-	-	v	v	v	v				v	
	25	v	v	v	v	v	v	v	v	v	v			v	v	v
	26	v	v	v	v	v	-	v	v	v	v			v	v	v
	41	-	-	v	v	v	v	v	v	v	v			v	v	v
	66	v	v	v	v	v	v	v	v	v	v			v	v	v
71	-	-	v	v	v	v	v	v	v	v			v	v	v	
Radiated Spurious Emission	7	Worst Case												v		
	12	Worst Case												v		
	13	Worst Case												v		
	25	Worst Case												v		
	26	Worst Case												v		
	41	Worst Case												v		
	66	Worst Case												v		
	71	Worst Case												v		
Note	<ol style="list-style-type: none"> The mark "v " means that this configuration is chosen for testing The mark "- " means that this bandwidth is not supported. The device is investigated from 30MHz to 10 times of fundamental signal for radiated spurious emission test under different RB size/offset and modulations in exploratory test. Subsequently, only the worst case emissions are reported. LTE Band 26 overlaps the entire frequency range of LTE Band 5. Therefore, the test results provided in this report covers Band 26 as well as Band 5. LTE Band 66 overlaps the entire frequency range of LTE Band 4. Therefore, the test results provided in this report covers Band 66 as well as Band 4. LTE Band 25 overlaps the entire frequency range of LTE Band 2. Therefore, the test results provided in this report covers Band 25 as well as Band 2. LTE Band 12 overlaps the entire frequency range of LTE Band 17. Therefore, the test results provided in this report covers Band 12 as well as Band 17. LTE Band 41 overlaps the entire frequency range of LTE Band 38. Therefore, the test results provided in this report covers Band 41 as well as Band 38. 															

2.2 Connection Diagram of Test System



2.3 Support Unit used in test configuration and system

Item	Equipment	Trade Name	Model No.	FCC ID	Data Cable	Power Cord
1.	System Simulator	Anritsu	MT8820C	N/A	N/A	Unshielded, 1.8 m
2.	DC Power Supply	GW INSTRON	GPS-3030D	N/A	N/A	Unshielded, 1.8m
3.	Earphone	Moto	EM023	N/A	Unshielded, 1.2m	N/A

2.4 Measurement Results Explanation Example

For all conducted test items:

The offset level is set in the spectrum analyzer to compensate the RF cable loss between EUT conducted output port and spectrum analyzer. With the offset compensation, the spectrum analyzer reading level is exactly the EUT RF output level.

The spectrum analyzer offset is derived from RF cable loss.

$Offset = RF\ cable\ loss.$

Following shows an offset computation example with cable loss 4.5 dB.

Example :

$$Offset(dB) = RF\ cable\ loss(dB).$$

$$= 4.5\ (dB)$$



2.5 Frequency List of Low/Middle/High Channels

LTE Band 2 Channel and Frequency List				
BW [MHz]	Channel/Frequency(MHz)	Lowest	Middle	Highest
20	Channel	18700	18900	19100
	Frequency	1860	1880	1900
15	Channel	18675	18900	19125
	Frequency	1857.5	1880	1902.5
10	Channel	18650	18900	19150
	Frequency	1855	1880	1905
5	Channel	18625	18900	19175
	Frequency	1852.5	1880	1907.5
3	Channel	18615	18900	19185
	Frequency	1851.5	1880	1908.5
1.4	Channel	18607	18900	19193
	Frequency	1850.7	1880	1909.3

LTE Band 4 Channel and Frequency List				
BW [MHz]	Channel/Frequency(MHz)	Lowest	Middle	Highest
20	Channel	20050	20175	20300
	Frequency	1720	1732.5	1745
15	Channel	20025	20175	20325
	Frequency	1717.5	1732.5	1747.5
10	Channel	20000	20175	20350
	Frequency	1715	1732.5	1750
5	Channel	19975	20175	20375
	Frequency	1712.5	1732.5	1752.5
3	Channel	19965	20175	20385
	Frequency	1711.5	1732.5	1753.5
1.4	Channel	19957	20175	20393
	Frequency	1710.7	1732.5	1754.3



LTE Band 5 Channel and Frequency List				
BW [MHz]	Channel/Frequency(MHz)	Lowest	Middle	Highest
10	Channel	20450	20525	20600
	Frequency	829	836.5	844
5	Channel	20425	20525	20625
	Frequency	826.5	836.5	846.5
3	Channel	20415	20525	20635
	Frequency	825.5	836.5	847.5
1.4	Channel	20407	20525	20643
	Frequency	824.7	836.5	848.3

LTE Band 7 Channel and Frequency List				
BW [MHz]	Channel/Frequency(MHz)	Lowest	Middle	Highest
20	Channel	20850	21100	21350
	Frequency	2510	2535	2560
15	Channel	20825	21100	21375
	Frequency	2507.5	2535	2562.5
10	Channel	20800	21100	21400
	Frequency	2505	2535	2565
5	Channel	20775	21100	21425
	Frequency	2502.5	2535	2567.5



LTE Band 12 Channel and Frequency List				
BW [MHz]	Channel/Frequency(MHz)	Lowest	Middle	Highest
10	Channel	23060	23095	23130
	Frequency	704	707.5	711
5	Channel	23035	23095	23155
	Frequency	701.5	707.5	713.5
3	Channel	23025	23095	23165
	Frequency	700.5	707.5	714.5
1.4	Channel	23017	23095	23173
	Frequency	699.7	707.5	715.3

LTE Band 13 Channel and Frequency List				
BW [MHz]	Channel/Frequency(MHz)	Lowest	Middle	Highest
10	Channel	-	23230	-
	Frequency	-	782	-
5	Channel	23205	23230	23255
	Frequency	779.5	782	784.5

LTE Band 17 Channel and Frequency List				
BW [MHz]	Channel/Frequency(MHz)	Lowest	Middle	Highest
10	Channel	23780	23790	23800
	Frequency	709	710	711
5	Channel	23755	23790	23825
	Frequency	706.5	710	713.5



LTE Band 25 Channel and Frequency List				
BW [MHz]	Channel/Frequency(MHz)	Lowest	Middle	Highest
20	Channel	26140	26340	26590
	Frequency	1860	1880	1905
15	Channel	26115	26340	26615
	Frequency	1857.5	1880	1907.5
10	Channel	26090	26340	26640
	Frequency	1855	1880	1910
5	Channel	26065	26340	26665
	Frequency	1852.5	1880	1912.5
3	Channel	26055	26340	26675
	Frequency	1851.5	1880	1913.5
1.4	Channel	26047	26340	26683
	Frequency	1850.7	1880	1914.3

LTE Band 26 Channel and Frequency List				
BW [MHz]	Channel/Frequency(MHz)	Lowest	Middle	Highest
15	Channel	26865	26915	26965
	Frequency	831.5	836.5	841.5
10	Channel	26840	26915	26990
	Frequency	829	836.5	844
5	Channel	26815	26915	27015
	Frequency	826.5	836.5	846.5
3	Channel	26805	26915	27025
	Frequency	825.5	836.5	847.5
1.4	Channel	26797	26915	27033
	Frequency	824.7	836.5	848.3



LTE Band 38 Channel and Frequency List				
BW [MHz]	Channel/Frequency(MHz)	Lowest	Middle	Highest
20	Channel	37850	38000	38150
	Frequency	2580	2595	2610
15	Channel	37825	38000	38175
	Frequency	2577.5	2595	2612.5
10	Channel	37800	38000	38200
	Frequency	2575	2595	2615
5	Channel	37775	38000	38225
	Frequency	2572.5	2595	2617.5

LTE Band 41 Channel and Frequency List				
BW [MHz]	Channel/Frequency(MHz)	Lowest	Middle	Highest
20	Channel	39750	40620	41490
	Frequency	2506	2593	2680
15	Channel	39725	40620	41515
	Frequency	2503.5	2593	2682.5
10	Channel	39700	40620	41540
	Frequency	2501	2593	2685
5	Channel	39675	40620	41565
	Frequency	2498.5	2593	2687.5



LTE Band 66 Channel and Frequency List				
BW [MHz]	Channel/Frequency(MHz)	Lowest	Middle	Highest
20	Channel	132072	132322	132572
	Frequency	1720	1745	1770
15	Channel	132047	132322	132597
	Frequency	1717.5	1745	1772.5
10	Channel	132022	132322	132622
	Frequency	1715	1745	1775
5	Channel	131997	132322	132647
	Frequency	1712.5	1745	1777.5
3	Channel	131987	132322	132657
	Frequency	1711.5	1745	1778.5
1.4	Channel	131979	132322	132665
	Frequency	1710.7	1745	1779.3

LTE Band 71 Channel and Frequency List				
BW [MHz]	Channel/Frequency(MHz)	Lowest	Middle	Highest
20	Channel	133372	133297	133447
	Frequency	665.5	680.5	695.5
15	Channel	133622	133297	133422
	Frequency	668.0	680.5	693.0
10	Channel	133872	133297	133397
	Frequency	670.5	680.5	690.5
5	Channel	134122	133297	133372
	Frequency	673.0	680.5	688.0

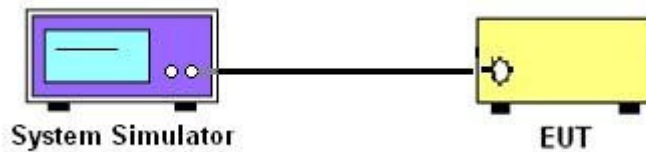
3 Conducted Test Items

3.1 Measuring Instruments

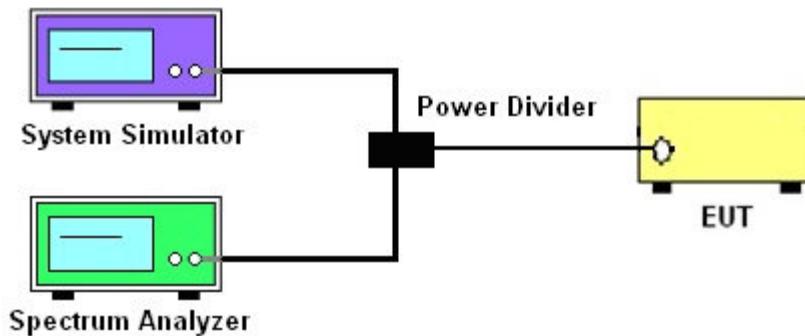
See list of measuring instruments of this test report.

3.2 Test Setup

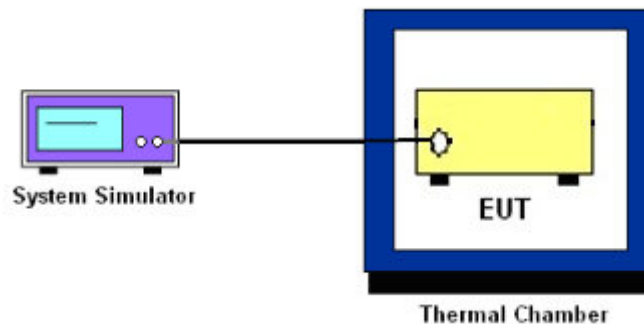
3.2.1 Conducted Output Power



3.2.2 Peak-to-Average Ratio, Occupied Bandwidth ,Conducted Band-Edge and Conducted Spurious Emission



3.2.3 Frequency Stability



3.3 Test Result of Conducted Test

Please refer to Appendix A.



3.4 Conducted Output Power and ERP/EIRP

3.4.1 Description of the Conducted Output Power Measurement and ERP/EIRP Measurement

A system simulator was used to establish communication with the EUT. Its parameters were set to force the EUT transmitting at maximum output power. The measured power in the radio frequency on the transmitter output terminals shall be reported.

The ERP of mobile transmitters must not exceed 7 Watts for LTE Band 5 and Band 26.

The ERP of mobile transmitters must not exceed 3 Watts for LTE Band 12, Band 13 and Band 17 and Band 71.

The EIRP of mobile transmitters must not exceed 2 Watts for LTE Band 2 and Band 25 and Band 7 and Band 38 and Band 41.

The EIRP of mobile transmitters must not exceed 1 Watts for LTE Band 4 and Band 66.

According to KDB 412172 D01 Power Approach,

$EIRP = P_T + G_T - L_C$, $ERP = EIRP - 2.15$, where

P_T = transmitter output power in dBm

G_T = gain of the transmitting antenna in dBi

L_C = signal attenuation in the connecting cable between the transmitter and antenna in dB

3.4.2 Test Procedures

1. The testing follows ANSI C63.26 Section 5.2
2. The transmitter output port was connected to the system simulator.
3. Set EUT at maximum power through the system simulator.
4. Select lowest, middle, and highest channels for each band and different modulation.
5. Measure and record the power level from the system simulator.



3.5 Peak-to-Average Ratio

3.5.1 Description of the PAR Measurement

Power Complementary Cumulative Distribution Function (CCDF) curves provide a means for characterizing the power peaks of a digitally modulated signal on a statistical basis. A CCDF curve depicts the probability of the peak signal amplitude exceeding the average power level. Most contemporary measurement instrumentation include the capability to produce CCDF curves for an input signal provided that the instrument's resolution bandwidth can be set wide enough to accommodate the entire input signal bandwidth. In measuring transmissions in this band using an average power technique, the peak-to-average ratio (PAR) of the transmission may not exceed 13 dB.

3.5.2 Test Procedures

1. The testing follows ANSI C63.26 Section 5.2.3.4 (CCDF).
2. The EUT was connected to spectrum and system simulator via a power divider.
3. Set the CCDF (Complementary Cumulative Distribution Function) option in spectrum analyzer.
4. The highest RF powers were measured and recorded the maximum PAPR level associated with a probability of 0.1 %.
5. Record the deviation as Peak to Average Ratio.



3.6 Occupied Bandwidth

3.6.1 Description of Occupied Bandwidth Measurement

The occupied bandwidth is the width of a frequency band such that, below the lower and above the upper frequency limits, the mean powers emitted are each equal to a specified percentage 0.5% of the total mean transmitted power.

The 26 dB emission bandwidth is defined as the frequency range between two points, one above and one below the carrier frequency, at which the spectral density of the emission is attenuated 26 dB below the maximum in-band spectral density of the modulated signal. Spectral density (power per unit bandwidth) is to be measured with a detector of resolution bandwidth equal to approximately 1.0% of the emission bandwidth.

3.6.2 Test Procedures

1. The testing follows ANSI C63.26 Section 5.4
2. The EUT was connected to spectrum analyzer and system simulator via a power divider.
3. The spectrum analyzer center frequency is set to the nominal EUT channel center frequency. The span range for the spectrum analyzer shall be between two and five times the anticipated OBW.
4. The nominal resolution bandwidth (RBW) shall be in the range of 1 to 5 % of the anticipated OBW, and the VBW shall be at least 3 times the RBW.
5. Set the detection mode to peak, and the trace mode to max hold.
6. Determine the reference value: Set the EUT to transmit a modulated signal. Allow the trace to stabilize. Set the spectrum analyzer marker to the highest level of the displayed trace.
(this is the reference value)
7. Determine the “-26 dB down amplitude” as equal to (Reference Value – X).
8. Place two markers, one at the lowest and the other at the highest frequency of the envelope of the spectral display such that each marker is at or slightly below the “-X dB down amplitude” determined in step 6. If a marker is below this “-X dB down amplitude” value it shall be placed as close as possible to this value. The OBW is the positive frequency difference between the two markers.
9. Use the 99 % power bandwidth function of the spectrum analyzer and report the measured bandwidth.



3.7 Conducted Band Edge

3.7.1 Description of Conducted Band Edge Measurement

22.917(a)

For operations in the 824 – 849 MHz band, the FCC limit is $43 + 10\log_{10}(P[\text{Watts}])$ dB below the transmitter power $P(\text{Watts})$ in a 100kHz bandwidth. However, in the 1MHz bands immediately outside and adjacent to the licensee's frequency block, a resolution bandwidth of at least one percent of the emission bandwidth of the fundamental emission of the transmitter may be employed.

24.238 (a)

For operations in the 1850-1910 and 1930-1990 MHz band, the FCC limit is $43 + 10\log_{10}(P[\text{Watts}])$ dB below the transmitter power $P(\text{Watts})$ in a 1MHz bandwidth. However, in the 1 MHz bands immediately outside and adjacent to the frequency block a resolution bandwidth of at least one percent of the emission bandwidth of the fundamental emission of the transmitter may be employed.

27.53 (c)

For operations in the 776-788 MHz band, the FCC limit is $43 + 10\log_{10}(P[\text{Watts}])$ dB below the transmitter power $P(\text{Watts})$ in a 100 kHz bandwidth. However, in the 100 kHz bands immediately outside and adjacent to the frequency block, a resolution bandwidth of at least 30 kHz may be employed. In addition, the power of any unwanted emissions in any 6.25 kHz bandwidth for all frequencies between 763-775 MHz and 793-806 MHz shall be attenuated below the transmitter power, P (dBW), by at least $65 + 10 \log_{10} p(\text{watts})$, dB, for mobile and portable equipment.

27.53 (g)

For operations in the 600MHz band and 698 -746 MHz band, the FCC limit is $43 + 10\log_{10}(P[\text{Watts}])$ dB below the transmitter power $P(\text{Watts})$ in a 100 kHz bandwidth. However, in the 100 kilohertz bands immediately outside and adjacent to a licensee's frequency block, a resolution bandwidth of at least 30 kHz may be employed.

27.53 (h)

For operations in the 1710 – 1755 MHz band, the FCC limit is $43 + 10\log_{10}(P[\text{Watts}])$ dB below the transmitter power $P(\text{Watts})$ in a 1 MHz bandwidth. However, in the 1MHz bands immediately outside and adjacent to the licensee's frequency block, a resolution bandwidth of at least one percent of the emission bandwidth of the fundamental emission of the transmitter may be employed.



27.53(m)(4)

For mobile digital stations, the attenuation factor shall be not less than $40 + 10 \log (P)$ dB on all frequencies between the channel edge and 5 megahertz from the channel edge, $43 + 10 \log (P)$ dB on all frequencies between 5 megahertz and X megahertz from the channel edge, and $55 + 10 \log (P)$ dB on all frequencies more than X megahertz from the channel edge, where X is the greater of 6 megahertz or the actual emission bandwidth as defined in paragraph (m)(6) of this section. In addition, the attenuation factor shall not be less that $43 + 10 \log (P)$ dB on all frequencies between 2490.5 MHz and 2496 MHz and $55 + 10 \log (P)$ dB at or below 2490.5 MHz. Mobile Satellite Service licensees operating on frequencies below 2495 MHz may also submit a documented interference complaint against BRS licensees operating on channel BRS Channel 1 on the same terms and conditions as adjacent channel BRS or EBS licensees.

3.7.2 Test Procedures

1. The testing follows ANSI C63.26 section 5.7
2. The EUT was connected to spectrum analyzer and system simulator via a power divider.
3. The band edges of low and high channels for the highest RF powers were measured.
4. Set RBW \geq 1% EBW in the 1MHz band immediately outside and adjacent to the band edge.
5. Beyond the 1 MHz band from the band edge, RBW=1MHz was used or a narrower RBW was used and the measured power was integrated over the full required measurement bandwidth of 1 MHz.
6. Set spectrum analyzer with RMS detector.
7. Offset has included the duty factor for LTE Band 38/41. Duty factor = $10 \log (1/x)$, where x is the measured duty cycle.
8. The RF fundamental frequency should be excluded against the limit line in the operating frequency band.
9. Checked that all the results comply with the emission limit line.

Example:

$$\begin{aligned} &\text{The limit line is derived from } 43 + 10\log(P)\text{dB below the transmitter power } P(\text{Watts}) \\ &= P(\text{W}) - [43 + 10\log(P)] \text{ (dB)} \\ &= [30 + 10\log(P)] \text{ (dBm)} - [43 + 10\log(P)] \text{ (dB)} = -13\text{dBm}. \end{aligned}$$

10. For LTE Band 7, 38, 41, the other 40 dB, and 55 dB have additionally applied same calculation above.



3.8 Conducted Spurious Emission

3.8.1 Description of Conducted Spurious Emission Measurement

The power of any emission outside of the authorized operating frequency ranges must be lower than the transmitter power (P) by a factor of at least $43 + 10 \log (P)$ dB.

For Band 7,38,41:

The power of any emission outside of the authorized operating frequency ranges must be lower than the transmitter power (P) by a factor of at least $55 + 10 \log (P)$ dB.

It is measured by means of a calibrated spectrum analyzer and scanned from 30 MHz up to a frequency including its 10th harmonic.

3.8.2 Test Procedures

1. The testing follows ANSI C63.26 section 5.7
2. The EUT was connected to spectrum analyzer and system simulator via a power divider.
3. The RF output of EUT was connected to the spectrum analyzer by RF cable and attenuator. The path loss was compensated to the results for each measurement.
4. The middle channel for the highest RF power within the transmitting frequency was measured.
5. The conducted spurious emission for the whole frequency range was taken.
6. Make the measurement with the spectrum analyzer's RBW = 1MHz, VBW = 3MHz.
7. Set spectrum analyzer with RMS detector.
8. Offset has included the duty factor for LTE Band 38/41. Duty factor = $10 \log (1/x)$, where x is the measured duty cycle.
9. Taking the record of maximum spurious emission.
10. The RF fundamental frequency should be excluded against the limit line in the operating frequency band.
11. The limit line is derived from $43 + 10 \log (P)$ dB below the transmitter power P(Watts)
= $P(W) - [43 + 10 \log (P)]$ (dB)
= $[30 + 10 \log (P)]$ (dBm) - $[43 + 10 \log (P)]$ (dB)
= -13dBm.
12. For Band 7, 38, 41
The limit line is derived from $55 + 10 \log (P)$ dB below the transmitter power P(Watts)
= $P(W) - [55 + 10 \log (P)]$ (dB)
= $[30 + 10 \log (P)]$ (dBm) - $[55 + 10 \log (P)]$ (dB)
= -25dBm.



3.9 Frequency Stability

3.9.1 Description of Frequency Stability Measurement

The frequency stability shall be measured by variation of ambient temperature and variation of primary supply voltage to ensure that the fundamental emission stays within the authorized frequency block. The frequency stability of the transmitter shall be maintained within $\pm 0.00025\%$ ($\pm 2.5\text{ppm}$) of the center frequency.

3.9.2 Test Procedures for Temperature Variation

1. The testing follows ANSI C63.26 section 5.6.4
2. The EUT was set up in the thermal chamber and connected with the system simulator.
3. With power OFF, the temperature was decreased to -30°C and the EUT was stabilized before testing. Power was applied and the maximum change in frequency was recorded within one minute.
4. With power OFF, the temperature was raised in 10°C step up to 50°C . The EUT was stabilized at each step for at least half an hour. Power was applied and the maximum frequency change was recorded within one minute.

3.9.3 Test Procedures for Voltage Variation

1. The testing follows ANSI C63.26 section 5.6.5
2. The EUT was placed in a temperature chamber at $20\pm 5^{\circ}\text{C}$ and connected with the system simulator.
3. The power supply voltage to the EUT was varied from 85% to 115% of the nominal value for other than hand carried battery equipment.
4. For hand carried, battery powered equipment, reduce the primary ac or dc supply voltage to the battery operating end point, which shall be specified by the manufacturer.
5. The variation in frequency was measured for the worst case.

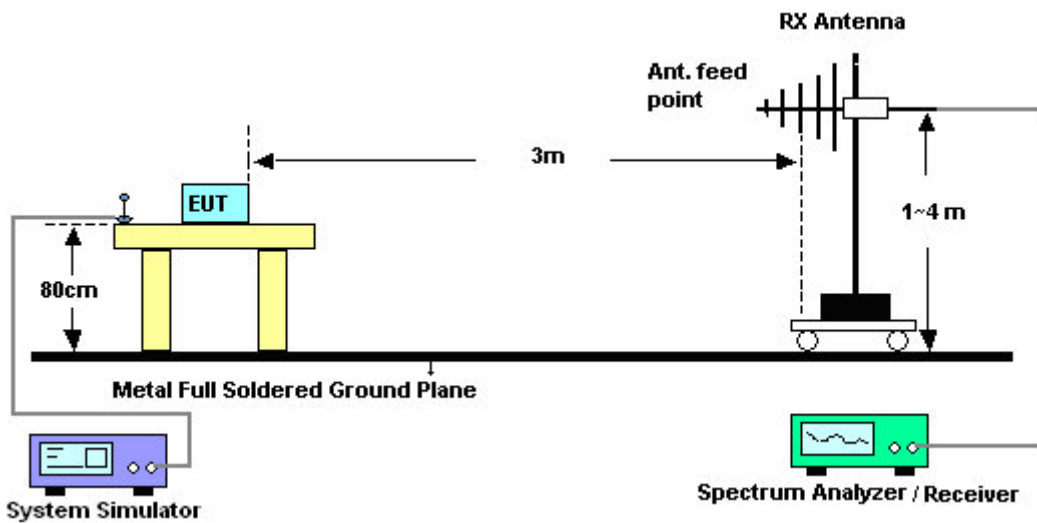
4 Radiated Test Items

4.1 Measuring Instruments

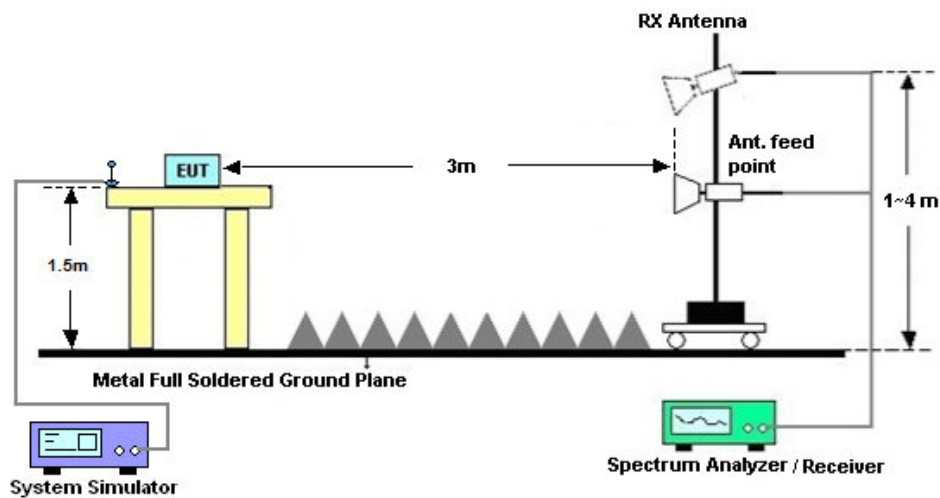
See list of measuring instruments of this test report.

4.2 Test Setup

4.2.1 For radiated test from 30MHz to 1GHz



4.2.2 For radiated test above 1GHz



4.3 Test Result of Radiated Test

Please refer to Appendix B.



4.4 Radiated Spurious Emission

4.4.1 Description of Radiated Spurious Emission

The radiated spurious emission was measured by substitution method according to ANSI C63.26. The power of any emission outside of the authorized operating frequency ranges must be attenuated below the transmitter power (P) by a factor of at least $43 + 10 \log (P)$ dB.

For Band 7, 38, 41

The power of any emission outside of the authorized operating frequency ranges must be attenuated below the transmitter power (P) by a factor of at least $55 + 10 \log (P)$ dB.

For LTE Band 13

For operations in the 746-758 MHz, 775-788 MHz, and 805-806 MHz bands, emissions in the band 1559-1610 MHz shall be limited to -70 dBW/MHz equivalent isotropically radiated power (EIRP) for wideband signals, and -80 dBW EIRP for discrete emissions of less than 700 Hz bandwidth.

The spectrum is scanned from 30 MHz up to a frequency including its 10th harmonic.

4.4.2 Test Procedures

1. The testing follows ANSI C63.26 Section 5.5
2. The EUT was placed on a turntable with 0.8 meter height for frequency below 1GHz and 1.5 meter height for frequency above 1GHz respectively above ground.
3. The EUT was set 3 meters from the receiving antenna mounted on the antenna tower.
4. The table was rotated 360 degrees to determine the position of the highest spurious emission.
5. The height of the receiving antenna is varied between 1m to 4m to search the maximum spurious emission for both horizontal and vertical polarizations.
6. During the measurement, the system simulator parameters were set to force the EUT transmitting at maximum output power.
7. Make the measurement with the spectrum analyzer's RBW = 1MHz, VBW = 3MHz, taking the record of maximum spurious emission.
8. A horn antenna was substituted in place of the EUT and was driven by a signal generator.
9. Tune the output power of signal generator to the same emission level with EUT maximum spurious emission.
10. $EIRP (dBm) = S.G. Power - Tx Cable Loss + Tx Antenna Gain$
11. $ERP (dBm) = EIRP - 2.15$
12. The RF fundamental frequency should be excluded against the limit line in the operating frequency band.
The limit line is derived from $43 + 10\log(P)$ dB below the transmitter power P(Watts)
 $= P(W) - [43 + 10\log(P)] (dB)$
 $= [30 + 10\log(P)] (dBm) - [43 + 10\log(P)] (dB)$
 $= -13dBm.$
13. For Band 7, 38, 41:
The limit line is derived from $55 + 10\log(P)$ dB below the transmitter power P(Watts)



5 List of Measuring Equipment

Instrument	Manufacturer	Model No.	Serial No.	Characteristics	Calibration Date	Test Date	Due Date	Remark
Spectrum Analyzer	R&S	FSV40	100319	10Hz~40GHz	Oct. 11, 2018	Feb. 14, 2019~ Mar. 23, 2019	Oct. 10, 2019	Conducted (TH01-KS)
Temperature & humidity chamber	Hongzhan	LP-150U	H2014011440	-40~+150°C 20%~95%RH	Jun. 27, 2018	Feb. 14, 2019~ Mar. 23, 2019	Jun. 26, 2019	Conducted (TH01-KS)
EXA Spectrum Analyzer	Keysight	N9010B	MY57471084	10Hz-44GHz	Jun. 25, 2018	Feb. 19, 2019	Jun. 24, 2019	Radiation (03CH06-KS)
Bilog Antenna	TeseQ	CBL6111D	44483	30MHz-1GHz	Dec. 28, 2018	Feb. 19, 2019	Dec. 27, 2019	Radiation (03CH06-KS)
Double Ridge Horn Antenna	ETS-Lindgren	3117	75957	1GHz~18GHz	Oct. 20, 2018	Feb. 19, 2019	Oct. 19, 2019	Radiation (03CH06-KS)
SHF-EHF Horn	Com-power	AH-840	101070	18GHz~40GHz	Jan. 05, 2019	Feb. 19, 2019	Jan. 04, 2020	Radiation (03CH06-KS)
Amplifier	SONOMA	310N	187289	9KHz ~1GHZ	Aug. 06, 2018	Feb. 19, 2019	Aug. 05, 2019	Radiation (03CH06-KS)
Amplifier	MITEQ	TTA1840-35-HG	2014749	18~40GHz	Jan. 14, 2019	Feb. 19, 2019	Jan. 13, 2020	Radiation (03CH06-KS)
high gain Amplifier	MITEQ	AMF-7D-00 101800-30-1 OP	2025788	1Ghz-18Ghz	Apr. 17, 2018	Feb. 19, 2019	Apr. 16, 2019	Radiation (03CH06-KS)
Amplifier	Keysight	83017A	MY53270203	500MHz~26.5GHz	Apr. 18, 2018	Feb. 19, 2019	Apr. 17, 2019	Radiation (03CH06-KS)
AC Power Source	Chroma	61601	F104090004	N/A	NCR	Feb. 19, 2019	NCR	Radiation (03CH06-KS)
Turn Table	ChamPro	EM 1000-T	060762-T	0~360 degree	NCR	Feb. 19, 2019	NCR	Radiation (03CH06-KS)
Antenna Mast	ChamPro	EM 1000-A	060762-A	1 m~4 m	NCR	Feb. 19, 2019	NCR	Radiation (03CH06-KS)

NCR: No Calibration Required



6 Uncertainty of Evaluation

The measurement uncertainties shown below were calculated in accordance with the requirements of ANSI 63.26-2015. All the measurement uncertainty value were shown with a coverage K=2 to indicate 95% level of confidence. The measurement data show herein meets or exceeds the CISPR measurement uncertainty values specified in CISPR 16-4-2 and can be compared directly to specified limit to determine compliance.

Uncertainty of Radiated Emission Measurement (30 MHz ~ 1000 MHz)

Measuring Uncertainty for a Level of Confidence of 95% (U = 2Uc(y))	2.5 dB
---	--------

Uncertainty of Radiated Emission Measurement (1 GHz ~ 40 GHz)

Measuring Uncertainty for a Level of Confidence of 95% (U = 2Uc(y))	2.0 dB
---	--------



Appendix A. Test Results of Conducted Test

Conducted Output Power(Average power)

LTE Band 2 Maximum Average Power [dBm]						
BW [MHz]	RB Size	RB Offset	Mod	Lowest	Middle	Highest
20	1	0	QPSK	23.07	23.29	23.02
20	1	49		23.38	23.00	23.07
20	1	99		22.89	22.98	23.09
20	50	0		22.13	22.17	22.14
20	50	24		22.20	22.08	22.19
20	50	50		22.16	21.97	22.17
20	100	0		22.28	22.06	22.12
20	1	0	16-QAM	22.59	22.55	22.30
20	1	49		22.45	22.32	22.40
20	1	99		22.13	22.31	22.40
20	50	0		21.34	21.21	21.16
20	50	24		21.29	21.13	21.21
20	50	50		21.18	21.00	21.17
20	100	0		21.27	21.11	21.14
20	1	0	64-QAM	21.75	21.76	21.49
20	1	49		21.65	21.50	21.59
20	1	99		21.36	21.48	21.60
20	50	0		20.64	20.50	20.42
20	50	24		20.58	20.42	20.49
20	50	50		20.47	20.28	20.44
20	100	0		20.58	20.42	20.44
15	1	0	QPSK	23.29	23.20	23.04
15	1	37		23.38	23.00	23.20
15	1	74		23.15	22.89	23.15
15	36	0		22.54	22.16	22.14
15	36	20		22.56	22.08	22.19
15	36	39		22.42	22.01	22.26
15	75	0		22.50	22.09	22.16



15	1	0	16-QAM	22.77	22.51	22.31
15	1	37		22.74	22.36	22.50
15	1	74		22.43	22.18	22.41
15	36	0		21.61	21.18	21.20
15	36	20		21.57	21.15	21.22
15	36	39		21.43	21.04	21.26
15	75	0		21.51	21.14	21.21
15	1	0	64-QAM	21.65	21.54	21.41
15	1	37		21.61	21.39	21.59
15	1	74		21.56	21.28	21.47
15	36	0		20.62	20.37	20.37
15	36	20		20.57	20.31	20.41
15	36	39		20.62	20.23	20.45
15	75	0		20.70	20.34	20.39



LTE Band 2 Maximum Average Power [dBm]						
BW [MHz]	RB Size	RB Offset	Mod	Lowest	Middle	Highest
10	1	0	QPSK	23.29	23.21	23.11
10	1	25		23.26	23.04	23.21
10	1	49		22.95	23.02	23.14
10	25	0		22.34	22.13	22.20
10	25	12		22.36	22.09	22.29
10	25	25		22.22	22.00	22.28
10	50	0		22.30	22.06	22.20
10	1	0	16-QAM	22.57	22.53	22.40
10	1	25		22.54	22.38	22.49
10	1	49		22.23	22.33	22.39
10	25	0		21.41	21.16	21.24
10	25	12		21.37	21.14	21.32
10	25	25		21.23	21.06	21.27
10	50	0		21.31	21.10	21.18
10	1	0	64-QAM	21.85	21.80	21.70
10	1	25		21.85	21.62	21.79
10	1	49		21.56	21.63	21.70
10	25	0		20.81	20.55	20.58
10	25	12		20.76	20.53	20.71
10	25	25		20.62	20.44	20.65
10	50	0		20.70	20.49	20.56
5	1	0	QPSK	23.17	23.05	23.22
5	1	12		23.11	23.02	23.20
5	1	24		23.04	22.93	23.18
5	12	0		22.19	22.08	22.26
5	12	7		22.17	22.08	22.33
5	12	13		22.11	22.04	22.26
5	25	0		22.14	22.04	22.29
5	1	0	16-QAM	22.49	22.39	22.46
5	1	12		22.39	22.34	22.49
5	1	24		22.28	22.25	22.38
5	12	0		21.23	21.13	21.32
5	12	7		21.21	21.13	21.36



5	12	13	64-QAM	21.15	21.08	21.30
5	25	0		21.18	21.08	21.33
5	1	0		21.73	21.59	21.74
5	1	12		21.66	21.60	21.74
5	1	24		21.56	21.54	21.64
5	12	0		20.56	20.51	20.64
5	12	7		20.56	20.48	20.70
5	12	13		20.50	20.45	20.65
5	25	0		20.51	20.95	20.66



LTE Band 2 Maximum Average Power [dBm]						
BW [MHz]	RB Size	RB Offset	Mod	Lowest	Middle	Highest
3	1	0	QPSK	23.35	23.12	23.27
3	1	8		23.35	23.07	23.37
3	1	14		23.36	23.06	23.35
3	8	0		22.55	22.13	22.49
3	8	4		22.52	22.18	22.41
3	8	7		22.56	22.20	22.44
3	15	0		22.49	22.11	22.53
3	1	0	16-QAM	22.60	22.35	22.63
3	1	8		22.38	22.30	22.52
3	1	14		22.85	22.27	22.43
3	8	0		21.56	21.37	21.59
3	8	4		21.64	21.29	21.59
3	8	7		21.60	21.12	21.54
3	15	0		21.46	21.06	21.63
3	1	0	64-QAM	21.65	21.68	21.88
3	1	8		21.68	21.38	21.89
3	1	14		21.61	21.59	21.73
3	8	0		20.91	20.54	20.82
3	8	4		20.92	20.65	20.84
3	8	7		20.88	20.47	20.80
3	15	0		20.77	20.55	20.91
1.4	1	0	QPSK	23.34	23.05	23.30
1.4	1	3		23.34	23.15	23.36
1.4	1	5		23.34	23.06	23.27
1.4	3	0		23.35	23.14	23.35
1.4	3	1		23.35	23.16	23.35
1.4	3	3		23.35	23.11	23.33
1.4	6	0		22.41	22.10	22.37
1.4	1	0	16-QAM	22.66	22.41	22.52
1.4	1	3		22.68	22.43	22.57
1.4	1	5		22.67	22.35	22.48
1.4	3	0		22.46	22.15	22.37
1.4	3	1		22.52	22.22	22.41



1.4	3	3	64-QAM	22.43	22.14	22.31
1.4	6	0		21.50	21.22	21.46
1.4	1	0		21.64	21.62	21.68
1.4	1	3		21.63	21.69	21.81
1.4	1	5		21.91	21.59	21.68
1.4	3	0		21.83	21.53	21.69
1.4	3	1		21.89	21.57	21.77
1.4	3	3		21.77	21.51	21.67
1.4	6	0		20.74	20.46	20.73



LTE Band 25 Maximum Average Power [dBm]						
BW [MHz]	RB Size	RB Offset	Mod	Lowest	Middle	Highest
20	1	0	QPSK	23.10	23.19	23.08
20	1	49		23.20	23.06	23.21
20	1	99		23.08	23.03	23.46
20	50	0		22.19	22.20	22.23
20	50	24		22.22	22.26	22.29
20	50	50		22.15	22.08	22.23
20	100	0		22.16	22.13	22.26
20	1	0	16-QAM	22.36	22.36	22.60
20	1	49		22.21	22.26	22.52
20	1	99		22.45	22.30	22.21
20	50	0		21.19	21.24	21.40
20	50	24		21.27	21.24	21.23
20	50	50		21.30	21.16	21.16
20	100	0		21.25	21.15	21.27
20	1	0	64-QAM	21.43	21.32	21.15
20	1	49		21.26	21.16	21.35
20	1	99		21.29	21.53	21.08
20	50	0		20.30	20.30	20.36
20	50	24		20.45	20.39	20.33
20	50	50		20.36	20.18	20.29
20	100	0		20.35	20.25	20.32
15	1	0	QPSK	23.09	23.09	23.16
15	1	37		23.09	23.12	23.08
15	1	74		23.06	23.06	23.16
15	36	0		22.14	22.25	22.22
15	36	20		22.12	22.24	22.26
15	36	39		22.18	22.17	22.24
15	75	0		22.26	22.21	22.28
15	1	0	16-QAM	22.04	22.60	22.64
15	1	37		22.25	22.63	22.32
15	1	74		22.12	22.24	22.01
15	36	0		21.22	21.24	21.23
15	36	20		21.20	21.23	21.28



15	36	39	64-QAM	21.28	21.16	21.20
15	75	0		21.26	21.19	21.18
15	1	0		21.43	21.26	21.53
15	1	37		21.39	21.51	21.77
15	1	74		21.23	21.85	21.45
15	36	0		20.45	20.47	20.45
15	36	20		20.46	20.47	20.51
15	36	39		20.36	20.32	20.38
15	75	0		20.42	20.47	20.40



LTE Band 25 Maximum Average Power [dBm]						
BW [MHz]	RB Size	RB Offset	Mod	Lowest	Middle	Highest
10	1	0	QPSK	23.17	23.24	23.21
10	1	25		23.10	23.20	23.28
10	1	49		23.03	23.18	23.24
10	25	0		22.27	22.13	22.28
10	25	12		22.27	22.26	22.29
10	25	25		22.12	22.14	22.37
10	50	0		22.25	22.25	22.30
10	1	0	16-QAM	22.80	22.82	22.76
10	1	25		22.39	22.75	22.68
10	1	49		22.32	22.74	22.35
10	25	0		21.34	21.32	21.23
10	25	12		21.23	21.29	21.33
10	25	25		21.18	21.22	21.33
10	50	0		21.26	21.25	21.23
10	1	0	64-QAM	21.17	21.42	21.82
10	1	25		21.36	21.37	21.45
10	1	49		21.63	21.23	21.30
10	25	0		20.37	20.31	20.38
10	25	12		20.26	20.35	20.31
10	25	25		20.29	20.35	20.36
10	50	0		20.25	20.22	20.36
5	1	0	QPSK	23.19	23.13	23.14
5	1	12		23.22	23.05	23.21
5	1	24		23.06	23.08	23.28
5	12	0		22.17	22.27	22.30
5	12	7		22.25	22.24	22.41
5	12	13		22.17	22.26	22.30
5	25	0		22.18	22.22	22.38
5	1	0	16-QAM	22.67	22.05	22.43
5	1	12		22.44	22.72	22.59
5	1	24		22.24	22.27	22.50
5	12	0		21.24	21.32	21.40
5	12	7		21.17	21.32	21.35



5	12	13	64-QAM	21.19	21.25	21.36
5	25	0		21.22	21.19	21.21
5	1	0		21.71	21.31	21.39
5	1	12		21.14	21.31	21.35
5	1	24		21.29	21.30	21.27
5	12	0		20.34	20.35	20.37
5	12	7		20.26	20.46	20.39
5	12	13		20.36	20.36	20.33
5	25	0		20.25	20.35	20.40



LTE Band 25 Maximum Average Power [dBm]						
BW [MHz]	RB Size	RB Offset	Mod	Lowest	Middle	Highest
3	1	0	QPSK	23.14	23.14	23.43
3	1	8		23.05	23.16	23.20
3	1	14		23.10	23.12	23.22
3	8	0		22.15	22.26	22.24
3	8	4		22.19	22.23	22.35
3	8	7		22.10	22.19	22.26
3	15	0		22.26	22.12	22.36
3	1	0	16-QAM	22.29	22.38	22.15
3	1	8		22.28	22.69	22.59
3	1	14		22.37	22.09	22.03
3	8	0		21.26	21.22	21.35
3	8	4		21.34	21.30	21.28
3	8	7		21.14	21.34	21.28
3	15	0		21.18	21.26	21.31
3	1	0	64-QAM	21.17	21.28	21.45
3	1	8		21.45	21.46	21.78
3	1	14		21.40	21.43	21.21
3	8	0		20.56	20.35	20.39
3	8	4		20.37	20.45	20.54
3	8	7		20.42	20.43	20.42
3	15	0		20.44	20.35	20.48
1.4	1	0	QPSK	22.96	23.10	23.20
1.4	1	3		23.11	23.08	23.15
1.4	1	5		23.00	23.04	23.23
1.4	3	0		23.08	23.06	23.38
1.4	3	1		23.10	23.18	23.27
1.4	3	3		23.10	23.14	23.19
1.4	6	0		21.99	22.22	22.33
1.4	1	0	16-QAM	22.38	22.00	22.23
1.4	1	3		22.65	22.15	22.37
1.4	1	5		22.00	22.28	22.41
1.4	3	0		22.05	22.16	21.98
1.4	3	1		22.06	22.15	22.17



1.4	3	3	64-QAM	22.20	22.25	22.22
1.4	6	0		21.16	21.14	21.33
1.4	1	0		21.18	21.28	21.45
1.4	1	3		21.80	21.81	21.51
1.4	1	5		21.39	21.43	21.45
1.4	3	0		21.54	21.44	21.37
1.4	3	1		21.47	21.58	21.49
1.4	3	3		21.46	21.49	21.39
1.4	6	0		20.30	20.40	20.47



LTE Band 4 Maximum Average Power [dBm]						
BW [MHz]	RB Size	RB Offset	Mod	Lowest	Middle	Highest
20	1	0	QPSK	22.93	23.21	23.33
20	1	49		23.02	23.39	23.46
20	1	99		23.17	23.55	23.30
20	50	0		21.99	22.33	22.38
20	50	24		22.09	22.44	22.52
20	50	50		22.10	22.51	22.40
20	100	0		22.08	22.38	22.48
20	1	0	16-QAM	22.22	22.52	22.59
20	1	49		22.34	22.67	22.76
20	1	99		22.48	22.83	22.61
20	50	0		21.01	21.35	21.41
20	50	24		21.12	21.47	21.54
20	50	50		21.13	21.53	21.44
20	100	0		21.11	21.41	21.47
20	1	0	64-QAM	21.50	21.80	21.87
20	1	49		21.61	21.98	21.86
20	1	99		21.80	21.83	21.89
20	50	0		20.39	20.73	20.79
20	50	24		20.51	20.86	20.91
20	50	50		20.51	20.89	20.82
20	100	0		20.52	20.81	20.85
15	1	0	QPSK	22.92	23.29	23.49
15	1	37		22.94	23.36	23.44
15	1	74		23.13	23.54	23.30
15	36	0		21.90	22.33	22.53
15	36	20		22.03	22.49	22.50
15	36	39		22.10	22.47	22.38
15	75	0		22.03	22.44	22.46
15	1	0	16-QAM	22.22	22.59	22.79
15	1	37		22.26	22.70	22.74
15	1	74		22.43	22.83	22.62
15	36	0		20.95	21.35	21.55
15	36	20		21.07	21.51	21.52



15	36	39	64-QAM	21.14	21.50	21.42
15	75	0		21.05	21.43	21.48
15	1	0		21.53	21.89	21.95
15	1	37		21.53	21.86	21.99
15	1	74		21.67	21.94	21.90
15	36	0		20.32	20.75	20.94
15	36	20		20.47	20.89	20.92
15	36	39		20.54	20.90	20.81
15	75	0		20.43	20.85	20.87



LTE Band 4 Maximum Average Power [dBm]						
BW [MHz]	RB Size	RB Offset	Mod	Lowest	Middle	Highest
10	1	0	QPSK	22.90	23.32	23.45
10	1	25		22.99	23.41	23.49
10	1	49		22.94	23.44	23.34
10	25	0		21.99	22.40	22.48
10	25	12		21.97	22.47	22.47
10	25	25		21.96	22.49	22.47
10	50	0		21.94	22.42	22.43
10	1	0	16-QAM	22.19	22.57	22.80
10	1	25		22.24	22.75	22.78
10	1	49		22.25	22.75	22.64
10	25	0		21.02	21.41	21.51
10	25	12		20.97	21.50	21.50
10	25	25		21.00	21.49	21.48
10	50	0		20.98	21.45	21.48
10	1	0	64-QAM	21.49	21.84	21.92
10	1	25		21.49	21.99	21.87
10	1	49		21.52	21.91	21.92
10	25	0		20.38	20.79	20.90
10	25	12		20.32	20.88	20.87
10	25	25		20.38	20.85	20.82
10	50	0		20.32	20.83	20.83
5	1	0	QPSK	22.86	23.34	23.47
5	1	12		22.90	23.40	23.45
5	1	24		22.89	23.39	23.36
5	12	0		21.92	22.43	22.50
5	12	7		21.99	22.48	22.49
5	12	13		21.95	22.45	22.41
5	25	0		21.95	22.44	22.45
5	1	0	16-QAM	22.14	22.63	22.79
5	1	12		22.21	22.72	22.74
5	1	24		22.17	22.72	22.64
5	12	0		20.96	21.45	21.53
5	12	7		21.02	21.53	21.53



5	12	13	64-QAM	21.00	21.49	21.44
5	25	0		20.99	21.46	21.48
5	1	0		21.50	21.94	21.94
5	1	12		21.55	21.97	21.90
5	1	24		21.54	21.96	21.94
5	12	0		20.42	20.82	20.89
5	12	7		20.47	20.88	20.89
5	12	13		20.43	20.85	20.81
5	25	0		20.35	20.85	20.85



LTE Band 4 Maximum Average Power [dBm]						
BW [MHz]	RB Size	RB Offset	Mod	Lowest	Middle	Highest
3	1	0	QPSK	22.84	23.31	23.43
3	1	8		22.91	23.36	23.38
3	1	14		22.87	23.36	23.33
3	8	0		21.90	22.37	22.45
3	8	4		21.97	22.45	22.43
3	8	7		21.94	22.44	22.41
3	15	0		21.95	22.42	22.43
3	1	0	16-QAM	22.15	22.67	22.77
3	1	8		22.20	22.70	22.69
3	1	14		22.12	22.64	22.56
3	8	0		21.00	21.49	21.52
3	8	4		21.07	21.54	21.52
3	8	7		21.04	21.53	21.49
3	15	0		20.95	21.42	21.45
3	1	0	64-QAM	21.40	21.92	21.95
3	1	8		21.42	21.97	21.93
3	1	14		21.40	21.93	21.88
3	8	0		20.31	20.82	20.85
3	8	4		20.37	20.86	20.84
3	8	7		20.33	20.83	20.78
3	15	0		20.30	20.76	20.78
1.4	1	0	QPSK	22.81	23.31	23.31
1.4	1	3		22.91	23.42	23.37
1.4	1	5		22.82	23.36	23.29
1.4	3	0		22.88	23.35	23.37
1.4	3	1		22.90	23.42	23.39
1.4	3	3		22.88	23.37	23.35
1.4	6	0		21.89	22.38	22.35
1.4	1	0	16-QAM	22.08	22.60	22.62
1.4	1	3		22.24	22.68	22.71
1.4	1	5		22.08	22.66	22.59
1.4	3	0		21.95	22.42	22.39
1.4	3	1		21.96	22.46	22.44



1.4	3	3	64-QAM	21.91	22.41	22.38
1.4	6	0		20.97	21.48	21.45
1.4	1	0		21.58	21.88	21.76
1.4	1	3		21.42	21.95	21.91
1.4	1	5		21.59	21.95	21.86
1.4	3	0		21.56	21.62	21.86
1.4	3	1		21.40	21.89	21.88
1.4	3	3		21.38	21.86	21.84
1.4	6	0		20.27	20.79	20.78



LTE Band 5 Maximum Average Power [dBm]						
BW [MHz]	RB Size	RB Offset	Mod	Lowest	Middle	Highest
10	1	0	QPSK	23.07	22.95	22.89
10	1	25		23.02	23.01	22.87
10	1	49		22.93	22.92	22.74
10	25	0		22.08	22.04	21.93
10	25	12		22.02	21.95	21.89
10	25	25		21.96	21.94	21.82
10	50	0		22.04	21.93	21.95
10	1	0	16-QAM	22.65	22.24	22.10
10	1	25		22.21	21.89	22.44
10	1	49		22.00	21.79	22.11
10	25	0		21.06	21.09	20.97
10	25	12		21.02	21.07	20.90
10	25	25		21.15	20.93	20.92
10	50	0		21.04	21.09	20.99
10	1	0	64-QAM	21.24	21.49	21.76
10	1	25		21.56	21.78	21.33
10	1	49		21.34	21.36	21.31
10	25	0		20.40	20.37	20.24
10	25	12		20.46	20.40	20.23
10	25	25		20.38	20.39	20.17
10	50	0		20.31	20.34	20.23
5	1	0	QPSK	23.06	22.87	22.82
5	1	12		23.01	22.81	22.66
5	1	24		22.95	22.78	22.77
5	12	0		22.07	21.89	21.89
5	12	7		22.04	21.97	21.91
5	12	13		21.94	21.92	21.86
5	25	0		21.99	21.93	21.82
5	1	0	16-QAM	22.49	22.05	22.31
5	1	12		22.17	22.10	22.12
5	1	24		22.40	22.12	22.26
5	12	0		21.03	21.01	20.95
5	12	7		21.21	21.01	20.98



5	12	13	64-QAM	21.08	20.92	20.82
5	25	0		21.00	20.94	20.93
5	1	0		21.60	21.45	21.31
5	1	12		21.96	21.41	21.76
5	1	24		21.30	21.20	21.02
5	12	0		20.41	20.29	20.29
5	12	7		20.40	20.25	20.16
5	12	13		20.41	20.26	20.18
5	25	0		20.40	20.34	20.26



LTE Band 5 Maximum Average Power [dBm]						
BW [MHz]	RB Size	RB Offset	Mod	Lowest	Middle	Highest
3	1	0	QPSK	23.01	22.94	22.69
3	1	8		22.95	22.96	22.87
3	1	14		22.91	22.87	22.82
3	8	0		22.00	21.95	21.85
3	8	4		22.05	21.94	21.79
3	8	7		22.09	21.89	21.84
3	15	0		21.98	21.93	21.85
3	1	0	16-QAM	22.27	21.93	21.93
3	1	8		22.28	22.48	22.00
3	1	14		22.51	21.89	21.72
3	8	0		21.22	20.98	20.89
3	8	4		21.09	21.00	20.95
3	8	7		21.25	20.90	20.89
3	15	0		21.05	20.88	20.88
3	1	0	64-QAM	21.54	21.45	21.08
3	1	8		21.27	21.02	21.04
3	1	14		21.53	21.04	21.04
3	8	0		20.21	20.01	19.97
3	8	4		20.25	20.25	19.90
3	8	7		20.08	19.96	19.94
3	15	0		20.08	20.10	19.95
1.4	1	0	QPSK	22.95	22.74	22.71
1.4	1	3		23.06	22.83	22.75
1.4	1	5		22.93	22.84	22.68
1.4	3	0		22.99	22.89	22.81
1.4	3	1		23.03	22.92	22.75
1.4	3	3		22.95	22.82	22.77
1.4	6	0		21.98	21.80	21.70
1.4	1	0	16-QAM	22.03	22.01	21.91
1.4	1	3		22.23	22.32	22.20
1.4	1	5		21.96	21.76	21.86
1.4	3	0		22.06	21.85	21.84
1.4	3	1		22.05	21.88	21.87



1.4	3	3	64-QAM	21.84	21.92	21.82
1.4	6	0		21.03	20.98	21.01
1.4	1	0		21.28	21.21	21.08
1.4	1	3		21.65	21.32	21.39
1.4	1	5		21.01	21.19	20.83
1.4	3	0		21.23	21.11	21.03
1.4	3	1		21.06	21.17	20.92
1.4	3	3		21.18	21.27	21.10
1.4	6	0		20.20	19.93	20.01



LTE Band 26 Maximum Average Power [dBm]						
BW [MHz]	RB Size	RB Offset	Mod	Lowest	Middle	Highest
15	1	0	QPSK	23.10	23.01	22.99
15	1	37		22.92	22.92	22.85
15	1	74		22.94	22.75	22.84
15	36	0		21.95	22.01	21.83
15	36	20		22.09	21.97	21.87
15	36	39		22.03	21.96	21.80
15	75	0		22.07	22.04	21.94
15	1	0	16-QAM	22.26	22.18	22.18
15	1	37		22.16	22.44	21.80
15	1	74		22.24	22.41	21.68
15	36	0		21.07	21.03	20.90
15	36	20		21.18	21.11	20.99
15	36	39		21.06	20.99	20.90
15	75	0		21.11	20.93	20.94
15	1	0	64-QAM	21.47	21.57	21.34
15	1	37		21.41	21.24	21.70
15	1	74		21.79	21.66	21.64
15	36	0		20.35	20.36	20.24
15	36	20		20.36	20.22	20.27
15	36	39		20.33	20.31	20.11
15	75	0		20.44	20.31	20.18
10	1	0	QPSK	22.90	23.00	22.83
10	1	25		22.90	22.87	22.69
10	1	49		22.90	22.81	22.80
10	25	0		22.02	21.97	21.85
10	25	12		21.97	21.98	21.86
10	25	25		22.02	21.86	21.80
10	50	0		22.02	21.96	21.90
10	1	0	16-QAM	22.13	22.15	22.20
10	1	25		22.27	21.91	22.15
10	1	49		21.77	21.97	21.84
10	25	0		21.08	21.10	20.91
10	25	12		21.10	21.03	20.90
10	25	25		21.08	20.98	20.81



10	50	0		21.03	21.02	20.86
10	1	0	64-QAM	21.43	21.44	21.30
10	1	25		21.45	21.50	21.13
10	1	49		21.38	21.32	21.19
10	25	0		20.40	20.30	20.20
10	25	12		20.44	20.34	20.20
10	25	25		20.28	20.34	20.17
10	50	0		20.39	20.33	20.23



LTE Band 26 Maximum Average Power [dBm]						
BW [MHz]	RB Size	RB Offset	Mod	Lowest	Middle	Highest
5	1	0	QPSK	22.98	22.78	22.84
5	1	12		22.89	23.00	22.70
5	1	24		22.98	22.90	22.76
5	12	0		22.02	21.91	21.82
5	12	7		22.06	21.93	21.87
5	12	13		21.93	21.95	21.75
5	25	0		22.01	21.91	21.81
5	1	0	16-QAM	22.06	22.30	22.00
5	1	12		22.39	21.86	22.39
5	1	24		22.26	22.47	22.26
5	12	0		21.08	21.04	20.82
5	12	7		21.09	21.02	20.96
5	12	13		20.99	20.97	20.90
5	25	0		21.03	21.05	20.81
5	1	0	64-QAM	21.51	21.31	21.33
5	1	12		21.80	21.68	21.22
5	1	24		21.13	21.32	21.22
5	12	0		20.31	20.30	20.13
5	12	7		20.37	20.34	20.21
5	12	13		20.32	20.26	20.18
5	25	0		20.31	20.22	20.20
3	1	0	QPSK	23.04	22.90	22.84
3	1	8		23.00	22.95	22.88
3	1	14		22.89	22.76	22.78
3	8	0		21.97	21.90	21.86
3	8	4		22.06	22.01	21.83
3	8	7		21.97	21.92	21.76
3	15	0		22.03	21.93	21.78
3	1	0	16-QAM	22.14	22.52	22.26
3	1	8		22.17	22.44	21.91
3	1	14		22.45	21.83	22.17
3	8	0		21.09	21.07	20.88
3	8	4		21.09	21.01	20.90
3	8	7		21.06	20.94	20.80



3	15	0		21.09	21.10	20.95
3	1	0	64-QAM	21.50	21.40	20.88
3	1	8		21.12	21.06	21.21
3	1	14		21.40	21.51	20.85
3	8	0		20.08	19.94	19.85
3	8	4		20.27	19.99	19.81
3	8	7		20.14	20.13	19.74
3	15	0		20.00	19.90	19.84



LTE Band 26 Maximum Average Power [dBm]						
BW [MHz]	RB Size	RB Offset	Mod	Lowest	Middle	Highest
1.4	1	0	QPSK	22.96	22.91	22.71
1.4	1	3		22.96	22.98	22.76
1.4	1	5		22.93	22.90	22.67
1.4	3	0		22.96	22.89	22.75
1.4	3	1		23.00	22.92	22.80
1.4	3	3		23.03	22.91	22.69
1.4	6	0		22.06	21.93	21.73
1.4	1	0	16-QAM	21.98	22.38	22.10
1.4	1	3		22.40	22.33	21.97
1.4	1	5		22.13	22.38	22.19
1.4	3	0		21.87	21.97	21.67
1.4	3	1		22.10	22.01	21.91
1.4	3	3		22.05	21.94	21.76
1.4	6	0		21.08	21.09	20.86
1.4	1	0	64-QAM	21.17	21.23	20.76
1.4	1	3		21.38	21.50	20.85
1.4	1	5		21.13	20.90	21.08
1.4	3	0		21.39	21.05	20.91
1.4	3	1		21.11	21.10	21.08
1.4	3	3		21.17	21.14	21.08
1.4	6	0		20.12	20.04	19.95



LTE Band 7 Maximum Average Power [dBm]						
BW [MHz]	RB Size	RB Offset	Mod	Lowest	Middle	Highest
20	1	0	QPSK	22.90	22.99	23.14
20	1	49		22.93	23.05	23.06
20	1	99		23.01	23.07	23.06
20	50	0		21.99	22.08	22.24
20	50	24		21.97	22.11	22.14
20	50	50		22.04	22.23	22.22
20	100	0		21.93	22.11	22.15
20	1	0	16-QAM	22.19	22.32	22.33
20	1	49		22.18	22.34	22.35
20	1	99		22.26	22.35	22.40
20	50	0		20.99	21.07	21.22
20	50	24		20.97	21.17	21.18
20	50	50		21.04	21.26	21.22
20	100	0		20.92	21.15	21.17
20	1	0	64-QAM	21.15	21.26	21.28
20	1	49		21.16	21.28	21.35
20	1	99		21.23	21.32	21.34
20	50	0		20.03	20.11	20.26
20	50	24		20.01	20.22	20.21
20	50	50		20.08	20.29	20.25
20	100	0		20.00	20.21	20.23
15	1	0	QPSK	23.05	23.09	22.99
15	1	37		23.02	23.06	22.97
15	1	74		23.08	23.11	23.13
15	36	0		22.05	22.08	22.09
15	36	20		22.13	22.19	22.17
15	36	39		22.05	22.16	22.11
15	75	0		22.09	22.13	22.15
15	1	0	16-QAM	22.30	22.38	22.30
15	1	37		22.23	22.34	22.26
15	1	74		22.29	22.39	22.41
15	36	0		21.06	21.08	21.10
15	36	20		21.14	21.20	21.22



15	36	39	64-QAM	21.06	21.18	21.15
15	75	0		21.08	21.14	21.19
15	1	0		21.33	21.36	21.28
15	1	37		21.27	21.35	21.27
15	1	74		21.32	21.42	21.40
15	36	0		20.15	20.16	20.19
15	36	20		20.22	20.28	20.27
15	36	39		20.15	20.27	20.22
15	75	0		20.18	20.23	20.28



LTE Band 7 Maximum Average Power [dBm]						
BW [MHz]	RB Size	RB Offset	Mod	Lowest	Middle	Highest
10	1	0	QPSK	23.00	23.06	23.02
10	1	25		22.99	23.06	22.98
10	1	49		23.06	23.02	23.04
10	25	0		22.00	22.09	22.08
10	25	12		22.07	22.10	22.04
10	25	25		22.10	22.13	22.06
10	50	0		22.09	22.14	22.16
10	1	0	16-QAM	22.29	22.36	22.29
10	1	25		22.24	22.35	22.30
10	1	49		22.30	22.33	22.37
10	25	0		21.02	21.09	21.09
10	25	12		21.09	21.13	21.07
10	25	25		21.08	21.20	21.10
10	50	0		21.07	21.16	21.20
10	1	0	64-QAM	21.17	21.29	21.16
10	1	25		21.10	21.20	21.18
10	1	49		21.17	21.20	21.22
10	25	0		20.00	20.07	20.06
10	25	12		20.06	20.09	20.05
10	25	25		20.06	20.17	20.08
10	50	0		20.03	20.13	20.16
5	1	0	QPSK	22.99	22.99	22.95
5	1	12		23.05	23.06	23.01
5	1	24		23.00	23.10	23.05
5	12	0		22.08	22.05	22.01
5	12	7		22.18	22.13	22.06
5	12	13		22.03	22.11	22.10
5	25	0		22.02	22.10	22.04
5	1	0	16-QAM	22.23	22.26	22.22
5	1	12		22.29	22.33	22.31
5	1	24		22.25	22.38	22.38
5	12	0		21.10	21.13	21.04
5	12	7		21.16	21.17	21.09



5	12	13	64-QAM	21.05	21.14	21.16
5	25	0		21.04	21.14	21.04
5	1	0		21.24	21.23	21.19
5	1	12		21.27	21.32	21.21
5	1	24		21.19	21.32	21.30
5	12	0		20.13	20.14	20.08
5	12	7		20.18	20.20	20.12
5	12	13		20.10	20.17	20.17
5	25	0		20.07	20.17	20.09



LTE Band 12 Maximum Average Power [dBm]						
BW [MHz]	RB Size	RB Offset	Mod	Lowest	Middle	Highest
10	1	0	QPSK	22.87	22.82	22.96
10	1	25		22.93	23.05	22.97
10	1	49		23.14	22.97	22.91
10	25	0		22.09	22.03	21.99
10	25	12		22.11	22.03	22.09
10	25	25		22.10	22.04	22.04
10	50	0		22.14	22.03	22.05
10	1	0	16-QAM	22.38	22.41	22.47
10	1	25		22.44	22.49	22.46
10	1	49		22.20	22.33	22.09
10	25	0		21.12	21.07	21.01
10	25	12		21.19	21.01	21.06
10	25	25		21.15	21.05	20.92
10	50	0		21.07	21.04	20.98
10	1	0	64-QAM	21.27	21.29	21.65
10	1	25		21.75	21.37	21.35
10	1	49		21.60	21.67	21.65
10	25	0		20.33	20.27	20.21
10	25	12		20.32	20.28	20.16
10	25	25		20.26	20.30	20.28
10	50	0		20.29	20.26	20.18
5	1	0	QPSK	22.99	22.88	22.94
5	1	12		22.92	23.00	22.98
5	1	24		23.13	22.99	22.96
5	12	0		21.99	22.02	21.94
5	12	7		22.05	22.06	22.08
5	12	13		22.08	22.04	22.06
5	25	0		22.13	22.01	22.00
5	1	0	16-QAM	22.51	22.01	21.96
5	1	12		22.32	22.33	22.41
5	1	24		21.97	22.46	21.90
5	12	0		21.12	21.07	21.04
5	12	7		21.03	21.16	21.17



5	12	13	64-QAM	21.14	21.02	21.14
5	25	0		21.12	20.95	20.93
5	1	0		21.10	21.30	21.26
5	1	12		21.68	21.64	21.38
5	1	24		21.72	21.36	21.18
5	12	0		20.22	20.27	20.33
5	12	7		20.29	20.36	20.48
5	12	13		20.22	20.33	20.23
5	25	0		20.40	20.28	20.13



LTE Band 12 Maximum Average Power [dBm]						
BW [MHz]	RB Size	RB Offset	Mod	Lowest	Middle	Highest
3	1	0	QPSK	22.99	22.94	22.96
3	1	8		22.84	22.92	22.97
3	1	14		22.96	22.99	22.85
3	8	0		21.99	21.98	21.99
3	8	4		22.07	22.02	22.04
3	8	7		21.97	21.97	22.04
3	15	0		22.03	22.06	22.04
3	1	0	16-QAM	22.05	22.41	22.07
3	1	8		22.35	22.11	22.07
3	1	14		22.39	22.49	22.36
3	8	0		21.07	21.13	21.03
3	8	4		20.94	21.14	21.07
3	8	7		21.15	21.07	21.10
3	15	0		21.03	20.98	21.12
3	1	0	64-QAM	21.47	21.12	21.42
3	1	8		21.32	21.31	21.71
3	1	14		21.65	21.41	21.35
3	8	0		20.31	20.27	20.38
3	8	4		20.37	20.41	20.37
3	8	7		20.30	20.30	20.40
3	15	0		20.33	20.28	20.40
1.4	1	0	QPSK	22.94	22.92	22.92
1.4	1	3		22.92	22.89	22.90
1.4	1	5		22.88	22.83	22.80
1.4	3	0		22.88	22.95	22.95
1.4	3	1		22.99	22.93	23.03
1.4	3	3		22.95	22.92	23.01
1.4	6	0		21.98	21.92	21.96
1.4	1	0	16-QAM	22.42	22.39	22.12
1.4	1	3		22.18	22.16	21.86
1.4	1	5		22.27	22.38	21.97
1.4	3	0		21.85	21.96	22.02
1.4	3	1		21.89	22.06	22.07



1.4	3	3	64-QAM	21.99	21.99	21.99
1.4	6	0		21.03	21.16	21.06
1.4	1	0		21.49	21.33	21.37
1.4	1	3		21.51	21.50	21.46
1.4	1	5		21.39	21.37	21.61
1.4	3	0		21.28	21.55	21.34
1.4	3	1		21.35	21.24	21.45
1.4	3	3		21.31	21.29	21.31
1.4	6	0		20.21	20.30	20.24



LTE Band 13 Maximum Average Power [dBm]							
BW [MHz]	RB Size	RB Offset	Mod	Lowest	Middle	Highest	
10	1	0	QPSK		23.17		
10	1	25			23.00		
10	1	49			22.97		
10	25	0			22.15		
10	25	12			22.13		
10	25	25			22.12		
10	50	0			22.08		
10	1	0	16-QAM		21.94		
10	1	25			22.60		
10	1	49			22.58		
10	25	0			21.10		
10	25	12			21.18		
10	25	25			21.05		
10	50	0			21.21		
10	1	0	64-QAM		21.57		
10	1	25			21.29		
10	1	49			21.74		
10	25	0			20.20		
10	25	12			20.21		
10	25	25			20.18		
10	50	0			20.34		
5	1	0	QPSK	22.96	22.97	22.96	
5	1	12			23.03	22.95	23.06
5	1	24			22.90	23.00	23.01
5	12	0			22.07	22.13	22.02
5	12	7			22.09	22.13	22.08
5	12	13			22.08	22.02	22.19
5	25	0			22.07	22.06	22.07
5	1	0	16-QAM	22.31	22.14	22.28	
5	1	12			22.13	22.25	22.66
5	1	24			22.16	22.50	22.45
5	12	0			21.11	21.01	21.01
5	12	7			21.11	21.12	21.08



5	12	13	64-QAM	21.09	21.12	21.28
5	25	0		21.18	21.06	21.04
5	1	0		21.43	21.32	21.73
5	1	12		21.80	21.32	21.49
5	1	24		21.40	21.45	21.80
5	12	0		20.41	20.32	20.25
5	12	7		20.37	20.28	20.36
5	12	13		20.38	20.33	20.37
5	25	0		20.40	20.38	20.33



LTE Band 17 Maximum Average Power [dBm]						
BW [MHz]	RB Size	RB Offset	Mod	Lowest	Middle	Highest
10	1	0	QPSK	22.90	22.79	22.94
10	1	25		22.98	23.13	23.09
10	1	49		22.99	22.98	23.01
10	25	0		22.13	22.08	22.06
10	25	12		22.09	22.10	22.13
10	25	25		22.11	22.04	22.08
10	50	0		22.12	22.07	22.04
10	1	0	16-QAM	22.18	22.27	22.23
10	1	25		21.99	22.35	22.43
10	1	49		22.54	22.20	22.37
10	25	0		21.11	21.11	21.08
10	25	12		21.13	21.12	21.00
10	25	25		21.14	21.08	21.09
10	50	0		21.09	21.14	21.04
10	1	0	64-QAM	21.28	21.28	21.41
10	1	25		21.39	21.37	21.48
10	1	49		21.35	21.45	21.92
10	25	0		20.59	20.55	20.46
10	25	12		20.56	20.56	20.50
10	25	25		20.58	20.50	20.46
10	50	0		20.60	20.57	20.52
5	1	0	QPSK	22.95	22.91	23.02
5	1	12		22.98	23.02	23.12
5	1	24		23.05	23.07	23.09
5	12	0		21.97	22.06	22.04
5	12	7		22.09	22.08	22.13
5	12	13		22.13	22.02	22.10
5	25	0		22.16	22.08	21.99
5	1	0	16-QAM	22.19	22.44	22.17
5	1	12		22.57	22.09	22.11
5	1	24		22.22	22.61	22.52
5	12	0		21.06	21.13	21.01
5	12	7		21.18	21.16	21.14



5	12	13	64-QAM	21.09	21.06	21.18
5	25	0		21.08	21.10	21.00
5	1	0		21.42	21.33	21.46
5	1	12		21.35	21.50	21.54
5	1	24		21.48	21.66	21.38
5	12	0		20.36	20.53	20.47
5	12	7		20.60	20.54	20.56
5	12	13		20.39	20.34	20.37
5	25	0		20.51	20.43	20.46



LTE Band 38 Maximum Average Power [dBm]						
BW [MHz]	RB Size	RB Offset	Mod	Lowest	Middle	Highest
20	1	0	QPSK	22.92	23.00	23.00
20	1	49		22.93	23.12	23.04
20	1	99		23.16	23.08	23.03
20	50	0		22.12	22.23	22.20
20	50	24		22.14	22.25	22.30
20	50	50		22.23	22.25	22.29
20	100	0		22.19	22.31	22.24
20	1	0	16-QAM	22.56	22.68	22.68
20	1	49		22.57	22.69	22.60
20	1	99		22.76	22.75	22.61
20	50	0		21.22	21.33	21.30
20	50	24		21.23	21.35	21.40
20	50	50		21.31	21.45	21.39
20	100	0		21.24	21.37	21.29
20	1	0	64-QAM	20.72	20.85	20.84
20	1	49		20.74	20.85	20.77
20	1	99		20.93	20.92	20.78
20	50	0		19.47	19.59	19.56
20	50	24		19.48	19.60	19.65
20	50	50		19.56	19.70	19.63
20	100	0		19.55	19.57	19.60
15	1	0	QPSK	22.93	23.04	23.04
15	1	37		22.94	23.08	22.98
15	1	74		23.15	23.08	23.04
15	36	0		22.08	22.31	22.31
15	36	20		22.19	22.29	22.28
15	36	39		22.19	22.35	22.28
15	75	0		22.17	22.31	22.23
15	1	0	16-QAM	22.62	22.63	22.72
15	1	37		22.63	22.77	22.68
15	1	74		22.74	22.76	22.72
15	36	0		21.25	21.31	21.41
15	36	20		21.30	21.44	21.40
15	36	39		21.30	21.45	21.38



15	75	0		21.25	21.40	21.33
15	1	0	64-QAM	20.85	20.97	20.96
15	1	37		20.86	21.00	20.91
15	1	74		20.95	20.99	20.93
15	36	0		19.57	19.64	19.74
15	36	20		19.62	19.77	19.71
15	36	39		19.62	19.77	19.70
15	75	0		19.62	19.65	19.69



LTE Band 38 Maximum Average Power [dBm]						
BW [MHz]	RB Size	RB Offset	Mod	Lowest	Middle	Highest
10	1	0	QPSK	22.87	23.07	22.92
10	1	25		22.95	23.08	22.95
10	1	49		22.95	23.05	22.90
10	25	0		21.99	22.16	22.05
10	25	12		22.06	22.27	22.04
10	25	25		22.05	22.23	22.15
10	50	0		22.17	22.23	22.10
10	1	0	16-QAM	22.52	22.73	22.58
10	1	25		22.64	22.75	22.62
10	1	49		22.59	22.71	22.58
10	25	0		21.09	21.28	21.16
10	25	12		21.18	21.30	21.15
10	25	25		21.17	21.36	21.16
10	50	0		21.23	21.36	21.20
10	1	0	64-QAM	20.70	20.90	20.75
10	1	25		20.70	20.92	20.79
10	1	49		20.77	20.89	20.76
10	25	0		19.36	19.55	19.44
10	25	12		19.46	19.56	19.43
10	25	25		19.44	19.62	19.43
10	50	0		19.48	19.61	19.45
5	1	0	QPSK	22.86	22.98	22.78
5	1	12		22.96	23.07	22.93
5	1	24		23.00	23.15	22.96
5	12	0		21.99	22.18	21.93
5	12	7		22.10	22.30	22.06
5	12	13		22.12	22.24	21.99
5	25	0		22.04	22.15	22.00
5	1	0	16-QAM	22.50	22.69	22.50
5	1	12		22.56	22.67	22.53
5	1	24		22.58	22.84	22.65
5	12	0		21.03	21.23	20.97
5	12	7		21.02	21.24	21.09



5	12	13		21.05	21.29	21.02
5	25	0		21.15	21.27	21.10
5	1	0	64-QAM	20.73	20.92	20.73
5	1	12		20.78	20.99	20.74
5	1	24		20.78	21.05	20.76
5	12	0		19.24	19.46	19.19
5	12	7		19.26	19.49	19.22
5	12	13		19.29	19.53	19.27
5	25	0		19.38	19.60	19.34



LTE Band 41 Maximum Average Power [dBm]						
BW [MHz]	RB Size	RB Offset	Mod	Lowest	Middle	Highest
20	1	0	QPSK	24.52	24.49	24.51
20	1	49		24.55	24.52	24.25
20	1	99		24.58	24.63	24.17
20	50	0		24.00	24.63	23.97
20	50	24		24.05	24.67	23.84
20	50	50		23.97	24.73	23.69
20	100	0		24.03	24.66	23.88
20	1	0	16-QAM	24.14	24.78	24.81
20	1	49		24.13	24.74	24.55
20	1	99		24.16	24.91	24.46
20	50	0		23.04	24.00	23.03
20	50	24		23.11	24.11	22.97
20	50	50		23.06	24.11	22.77
20	100	0		23.13	24.09	22.96
20	1	0	64-QAM	24.11	24.80	24.81
20	1	49		24.10	24.77	24.56
20	1	99		24.12	24.84	24.41
20	50	0		23.01	23.97	22.99
20	50	24		23.05	24.04	22.92
20	50	50		22.98	24.06	22.71
20	100	0		23.16	24.12	22.97
15	1	0	QPSK	24.62	24.60	24.47
15	1	37		24.58	24.61	24.34
15	1	74		24.74	24.69	24.20
15	36	0		23.95	24.63	23.88
15	36	20		24.02	24.69	23.85
15	36	39		24.04	24.71	23.72
15	75	0		24.00	24.66	23.83
15	1	0	16-QAM	24.14	24.80	24.05
15	1	37		24.03	24.70	23.88
15	1	74		24.24	24.90	23.75
15	36	0		22.97	23.97	22.92
15	36	20		23.07	24.05	22.94



15	36	39	64-QAM	23.04	24.09	22.79
15	75	0		23.03	24.03	22.92
15	1	0		24.13	24.81	24.02
15	1	37		24.04	24.73	23.87
15	1	74		24.22	24.92	23.78
15	36	0		22.99	24.01	22.94
15	36	20		23.08	24.00	22.95
15	36	39		23.04	24.07	22.78
15	75	0		23.08	24.00	22.94



LTE Band 41 Maximum Average Power [dBm]						
BW [MHz]	RB Size	RB Offset	Mod	Lowest	Middle	Highest
10	1	0	QPSK	24.56	24.54	24.30
10	1	25		24.60	24.54	24.29
10	1	49		24.53	24.57	24.18
10	25	0		23.96	24.61	23.68
10	25	12		23.93	24.65	23.71
10	25	25		24.00	24.67	23.65
10	50	0		23.94	24.63	23.74
10	1	0	16-QAM	24.12	24.90	23.94
10	1	25		24.21	24.81	23.87
10	1	49		24.19	24.90	23.80
10	25	0		23.12	24.05	22.82
10	25	12		23.04	24.10	22.86
10	25	25		23.09	24.11	22.78
10	50	0		23.03	24.09	22.81
10	1	0	64-QAM	24.10	24.82	23.93
10	1	25		24.14	24.81	23.87
10	1	49		24.13	24.85	23.75
10	25	0		23.05	23.97	22.74
10	25	12		22.96	24.03	22.79
10	25	25		23.01	24.03	22.70
10	50	0		22.98	24.02	22.76
5	1	0	QPSK	24.56	24.60	24.28
5	1	12		24.57	24.54	24.13
5	1	24		24.58	24.51	24.14
5	12	0		24.00	24.66	23.66
5	12	7		24.03	24.66	23.61
5	12	13		24.05	24.65	23.57
5	25	0		23.98	24.65	23.66
5	1	0	16-QAM	24.09	24.86	23.85
5	1	12		24.08	24.86	23.81
5	1	24		24.13	24.81	23.75
5	12	0		22.72	23.66	22.42
5	12	7		22.78	23.70	22.39



5	12	13	64-QAM	22.75	23.69	22.31
5	25	0		22.72	23.74	22.44
5	1	0		23.06	23.78	22.86
5	1	12		23.13	23.76	22.74
5	1	24		23.15	23.83	22.75
5	12	0		21.68	22.62	21.38
5	12	7		21.73	22.72	21.35
5	12	13		21.74	22.67	21.28
5	25	0		21.67	22.66	21.38



LTE Band 66 Maximum Average Power [dBm]						
BW [MHz]	RB Size	RB Offset	Mod	Lowest	Middle	Highest
20	1	0	QPSK	23.14	23.07	23.27
20	1	49		23.18	23.15	22.98
20	1	99		23.33	22.82	22.78
20	50	0		21.87	22.04	22.08
20	50	24		22.09	21.98	21.90
20	50	50		22.18	21.92	21.65
20	100	0		22.06	21.98	21.94
20	1	0	16-QAM	21.93	22.10	22.13
20	1	49		22.13	22.30	22.21
20	1	99		21.87	21.89	21.87
20	50	0		20.92	21.08	21.05
20	50	24		20.97	21.09	20.89
20	50	50		21.21	20.93	20.65
20	100	0		21.06	20.96	20.92
20	1	0	64-QAM	21.32	21.04	21.54
20	1	49		21.41	21.28	21.18
20	1	99		21.57	21.14	21.03
20	50	0		19.87	20.07	20.09
20	50	24		20.01	19.99	19.93
20	50	50		20.25	19.98	19.68
20	100	0		20.09	20.09	19.85
15	1	0	QPSK	22.74	23.07	23.08
15	1	37		23.09	23.12	22.97
15	1	74		23.18	22.93	22.87
15	36	0		21.82	22.03	21.89
15	36	20		21.98	22.13	21.79
15	36	39		21.99	21.91	21.63
15	75	0		21.90	21.97	21.72
15	1	0	16-QAM	22.00	22.42	22.08
15	1	37		22.58	22.08	21.89
15	1	74		22.35	22.21	21.97
15	36	0		20.73	21.06	20.94
15	36	20		20.99	21.10	20.92



15	36	39	64-QAM	20.99	20.94	20.54
15	75	0		20.91	21.01	20.74
15	1	0		21.30	21.55	21.46
15	1	37		21.29	21.39	21.54
15	1	74		21.55	21.34	20.89
15	36	0		20.08	20.27	20.11
15	36	20		20.30	20.28	20.15
15	36	39		20.38	20.23	19.77
15	75	0		20.30	20.17	19.97



LTE Band 66 Maximum Average Power [dBm]						
BW [MHz]	RB Size	RB Offset	Mod	Lowest	Middle	Highest
10	1	0	QPSK	22.76	23.12	22.91
10	1	25		22.79	23.15	22.72
10	1	49		22.89	22.98	22.45
10	25	0		21.80	22.03	21.81
10	25	12		21.81	22.01	21.72
10	25	25		21.87	22.02	21.58
10	50	0		21.82	22.06	21.67
10	1	0	16-QAM	22.04	22.59	22.11
10	1	25		22.12	22.26	22.04
10	1	49		22.51	22.20	22.14
10	25	0		20.90	21.11	20.83
10	25	12		20.85	21.11	20.68
10	25	25		20.81	21.02	20.58
10	50	0		20.81	21.04	20.68
10	1	0	64-QAM	21.23	21.41	21.36
10	1	25		21.10	21.40	21.28
10	1	49		21.51	21.24	21.35
10	25	0		20.03	20.37	20.04
10	25	12		20.09	20.36	19.91
10	25	25		20.17	20.26	19.79
10	50	0		20.15	20.34	19.92
5	1	0	QPSK	22.62	22.94	22.56
5	1	12		22.83	23.08	22.53
5	1	24		22.58	22.86	22.40
5	12	0		21.71	22.05	21.58
5	12	7		21.80	22.14	21.65
5	12	13		21.74	21.95	21.51
5	25	0		21.76	22.05	21.64
5	1	0	16-QAM	22.03	22.45	22.13
5	1	12		22.23	22.39	22.21
5	1	24		22.14	22.51	22.14
5	12	0		20.75	20.96	20.66
5	12	7		20.83	21.18	20.75



5	12	13	64-QAM	20.84	21.03	20.59
5	25	0		20.65	21.04	20.60
5	1	0		21.34	21.42	21.40
5	1	12		21.30	21.57	21.48
5	1	24		21.46	21.40	20.94
5	12	0		20.07	20.38	19.91
5	12	7		20.16	20.41	20.04
5	12	13		20.13	20.36	19.78
5	25	0		20.06	20.40	19.87



LTE Band 66 Maximum Average Power [dBm]						
BW [MHz]	RB Size	RB Offset	Mod	Lowest	Middle	Highest
3	1	0	QPSK	22.72	22.96	22.45
3	1	8		22.71	22.84	22.65
3	1	14		22.59	22.91	22.87
3	8	0		21.75	22.08	21.56
3	8	4		21.78	22.15	21.61
3	8	7		21.77	22.04	21.58
3	15	0		21.79	22.06	21.58
3	1	0	16-QAM	21.75	22.09	22.08
3	1	8		21.97	22.05	22.06
3	1	14		21.95	22.26	22.15
3	8	0		20.72	21.16	20.69
3	8	4		20.96	21.25	20.66
3	8	7		20.79	21.04	20.70
3	15	0		20.87	21.11	20.65
3	1	0	64-QAM	21.30	21.44	21.50
3	1	8		21.49	21.33	21.37
3	1	14		21.29	21.44	21.20
3	8	0		20.57	20.69	20.69
3	8	4		20.31	20.60	20.23
3	8	7		20.55	20.61	20.10
3	15	0		20.37	20.63	20.21
1.4	1	0	QPSK	22.61	23.01	22.45
1.4	1	3		22.74	23.09	22.50
1.4	1	5		22.57	23.02	22.50
1.4	3	0		22.70	22.96	22.53
1.4	3	1		22.71	23.03	22.53
1.4	3	3		22.63	22.98	22.50
1.4	6	0		21.73	22.02	21.52
1.4	1	0	16-QAM	21.81	22.04	22.04
1.4	1	3		21.72	21.97	21.79
1.4	1	5		22.25	22.36	21.87
1.4	3	0		21.72	22.06	21.63
1.4	3	1		21.80	22.09	21.70



1.4	3	3	64-QAM	21.74	21.92	21.51
1.4	6	0		20.76	21.10	20.57
1.4	1	0		21.06	21.38	21.08
1.4	1	3		21.53	21.57	21.18
1.4	1	5		21.48	21.55	21.28
1.4	3	0		21.29	21.45	20.96
1.4	3	1		21.15	21.59	21.09
1.4	3	3		21.08	21.42	20.95
1.4	6	0		20.15	20.39	19.92



LTE Band 71 Maximum Average Power [dBm]						
BW [MHz]	RB Size	RB Offset	Mod	Lowest	Middle	Highest
20	1	0	QPSK	23.40	23.10	23.24
20	1	49		23.24	23.10	23.11
20	1	99		23.14	23.01	23.06
20	50	0		22.34	22.26	22.30
20	50	24		22.30	22.15	22.29
20	50	50		22.24	22.29	22.30
20	100	0		22.19	22.20	22.19
20	1	0	16-QAM	22.57	22.45	22.56
20	1	49		22.30	22.31	22.29
20	1	99		22.19	22.20	22.21
20	50	0		21.30	21.35	21.31
20	50	24		21.29	21.42	21.30
20	50	50		21.30	21.37	21.41
20	100	0		21.31	21.18	21.10
20	1	0	64-QAM	21.53	21.39	21.45
20	1	49		21.34	21.30	21.37
20	1	99		21.40	21.42	21.29
20	50	0		20.29	20.35	20.30
20	50	24		20.12	20.30	20.31
20	50	50		20.19	20.24	20.30
20	100	0		20.10	20.19	20.21
15	1	0	QPSK	23.35	23.39	23.20
15	1	37		23.27	23.30	23.13
15	1	74		23.24	23.26	23.06
15	36	0		22.43	22.39	22.19
15	36	20		22.35	22.30	22.10
15	36	39		22.10	22.15	22.11
15	75	0		22.31	22.35	22.21
15	1	0	16-QAM	22.55	22.62	22.41
15	1	37		22.41	22.51	22.57
15	1	74		22.39	22.49	22.41
15	36	0		21.39	21.42	21.17
15	36	20		21.20	21.09	21.11



15	36	39	64-QAM	21.24	21.30	21.10
15	75	0		21.38	21.35	21.19
15	1	0		21.49	21.56	21.36
15	1	37		21.34	21.30	21.38
15	1	74		21.30	21.29	21.30
15	36	0		20.41	20.43	20.17
15	36	20		20.35	20.21	20.10
15	36	39		20.30	20.34	20.09
15	75	0		20.37	20.34	20.15



LTE Band 71 Maximum Average Power [dBm]						
BW [MHz]	RB Size	RB Offset	Mod	Lowest	Middle	Highest
10	1	0	QPSK	23.34	23.29	23.19
10	1	25		23.33	23.34	23.07
10	1	49		23.20	23.19	23.07
10	25	0		22.44	22.42	22.16
10	25	12		22.38	22.40	22.21
10	25	25		22.31	22.43	22.19
10	50	0		22.39	22.35	22.17
10	1	0	16-QAM	22.61	22.58	22.41
10	1	25		22.41	22.50	22.42
10	1	49		22.39	22.59	22.38
10	25	0		21.42	21.43	21.19
10	25	12		21.26	21.30	21.29
10	25	25		21.34	21.12	21.10
10	50	0		21.38	21.40	21.16
10	1	0	64-QAM	21.45	21.49	21.44
10	1	25		21.40	21.40	21.39
10	1	49		21.51	21.30	21.38
10	25	0		20.46	20.42	20.22
10	25	12		20.41	20.34	20.21
10	25	25		20.34	20.30	20.14
10	50	0		20.41	20.40	20.13
5	1	0	QPSK	23.26	23.28	23.09
5	1	12		23.22	23.24	23.12
5	1	24		23.28	23.27	23.07
5	12	0		22.31	22.29	22.11
5	12	7		22.26	22.19	22.10
5	12	13		22.14	22.10	22.01
5	25	0		22.38	22.37	22.12
5	1	0	16-QAM	22.44	22.58	22.34
5	1	12		22.40	22.31	22.30
5	1	24		22.38	22.29	22.37
5	12	0		21.35	21.34	21.13
5	12	7		21.24	21.30	21.09



5	12	13	64-QAM	21.20	21.15	21.19
5	25	0		21.41	21.38	21.09
5	1	0		21.49	21.47	21.31
5	1	12		21.34	21.39	21.30
5	1	24		21.30	21.41	21.19
5	12	0		20.38	20.37	20.16
5	12	7		20.30	20.28	20.01
5	12	13		20.19	20.21	20.10
5	25	0		20.44	20.43	20.12



ERP/EIRP

LTE Band 7 (GT - LC = -0.98 dB) QPSK			
Bandwidth	5M		
Channel	20775	21100	21425
	(Low)	(Mid)	(High)
Frequency (MHz)	2502.5	2535	2567.5
	Conducted Power (dBm)	23.00	23.10
Conducted Power (Watts)	0.1995	0.2042	0.2018
EIRP(dBm)	22.02	22.12	22.07
EIRP(Watts)	0.1592	0.1629	0.1611

LTE Band 7 (GT - LC = -0.98 dB) QPSK									
Bandwidth	10M			15M			20M		
Channel	20800	21100	21400	20825	21100	21375	20850	21100	21350
	(Low)	(Mid)	(High)	(Low)	(Mid)	(High)	(Low)	(Mid)	(High)
Frequency (MHz)	2505	2535	2565	2507.5	2535	2562.5	2510	2535	2560
	Conducted Power (dBm)	23.06	23.02	23.04	23.08	23.11	23.13	22.90	22.99
Conducted Power (Watts)	0.2023	0.2004	0.2014	0.2032	0.2046	0.2056	0.1950	0.1991	0.2061
EIRP(dBm)	22.08	22.04	22.06	22.10	22.13	22.15	21.92	22.01	22.16
EIRP(Watts)	0.1614	0.1600	0.1607	0.1622	0.1633	0.1641	0.1556	0.1589	0.1644



LTE Band 7 (GT - LC = -0.98 dB) 16QAM			
Bandwidth	5M		
Channel	20775	21100	21425
	(Low)	(Mid)	(High)
Frequency	2502.5	2535	2567.5
(MHz)			
Conducted Power (dBm)	22.25	22.38	22.38
Conducted Power (Watts)	0.1679	0.1730	0.1730
EIRP(dBm)	21.27	21.40	21.40
EIRP(Watts)	0.1340	0.1380	0.1380

LTE Band 7 (GT - LC = -0.98 dB) 16QAM									
Bandwidth	10M			15M			20M		
Channel	20800	21100	21400	20825	21100	21375	20850	21100	21350
	(Low)	(Mid)	(High)	(Low)	(Mid)	(High)	(Low)	(Mid)	(High)
Frequency	2505	2535	2565	2507.5	2535	2562.5	2510	2535	2560
(MHz)									
Conducted Power (dBm)	22.30	22.33	22.37	22.29	22.39	22.41	22.26	22.35	22.40
Conducted Power (Watts)	0.1698	0.1710	0.1726	0.1694	0.1734	0.1742	0.1683	0.1718	0.1738
EIRP(dBm)	21.32	21.35	21.39	21.31	21.41	21.43	21.28	21.37	21.42
EIRP(Watts)	0.1355	0.1365	0.1377	0.1352	0.1384	0.1390	0.1343	0.1371	0.1387



LTE Band 7 (GT - LC = -0.98 dBi) 64QAM			
Bandwidth	5M		
Channel	20775	21100	21425
	(Low)	(Mid)	(High)
Frequency (MHz)	2502.5	2535	2567.5
	Conducted Power (dBm)	21.27	21.32
Conducted Power (Watts)	0.1340	0.1355	0.1321
EIRP(dBm)	20.29	20.34	20.23
EIRP(Watts)	0.1069	0.1081	0.1054

LTE Band 7 (GT - LC = -0.98 dBi) 64QAM									
Bandwidth	10M			15M			20M		
Channel	20800	21100	21400	20825	21100	21375	20850	21100	21350
	(Low)	(Mid)	(High)	(Low)	(Mid)	(High)	(Low)	(Mid)	(High)
Frequency (MHz)	2505	2535	2565	2507.5	2535	2562.5	2510	2535	2560
	Conducted Power (dBm)	21.17	21.29	21.16	21.32	21.42	21.40	21.16	21.28
Conducted Power (Watts)	0.1309	0.1346	0.1306	0.1355	0.1387	0.1380	0.1306	0.1343	0.1365
EIRP(dBm)	20.19	20.31	20.18	20.34	20.44	20.42	20.18	20.30	20.37
EIRP(Watts)	0.1045	0.1074	0.1042	0.1081	0.1107	0.1102	0.1042	0.1072	0.1089



LTE Band 12 (GT - LC = -5.00 dB) QPSK									
Bandwidth	1.4M			3M			5M		
Channel	23017	23095	23173	23025	23095	23165	23035	23095	23155
	(Low)	(Mid)	(High)	(Low)	(Mid)	(High)	(Low)	(Mid)	(High)
Frequency (MHz)	699.7	707.5	715.3	700.5	707.5	714.5	701.5	707.5	713.5
Conducted Power (dBm)	22.99	22.93	23.03	22.96	22.99	22.85	23.13	22.99	22.96
Conducted Power (Watts)	0.1991	0.1963	0.2009	0.1977	0.1991	0.1928	0.2056	0.1991	0.1977
ERP(dBm)	15.84	15.78	15.88	15.81	15.84	15.70	15.98	15.84	15.81
ERP(Watts)	0.0384	0.0378	0.0387	0.0381	0.0384	0.0372	0.0396	0.0384	0.0381

LTE Band 12 (GT - LC = -5.00 dB) QPSK			
Bandwidth	10M		
Channel	23060	23095	23130
	(Low)	(Mid)	(High)
Frequency (MHz)	704	707.5	711
Conducted Power (dBm)	23.14	22.97	22.91
Conducted Power (Watts)	0.2061	0.1982	0.1954
ERP(dBm)	15.99	15.82	15.76
ERP(Watts)	0.0397	0.0382	0.0377



LTE Band 12 (GT - LC = -5.00 dB) 16QAM									
Bandwidth	1.4M			3M			5M		
Channel	23017	23095	23173	23025	23095	23165	23035	23095	23155
	(Low)	(Mid)	(High)	(Low)	(Mid)	(High)	(Low)	(Mid)	(High)
Frequency (MHz)	699.7	707.5	715.3	700.5	707.5	714.5	701.5	707.5	713.5
Conducted Power (dBm)	22.42	22.39	22.12	22.39	22.49	22.36	22.51	22.01	21.96
Conducted Power (Watts)	0.1746	0.1734	0.1629	0.1734	0.1774	0.1722	0.1782	0.1589	0.1570
ERP(dBm)	15.27	15.24	14.97	15.24	15.34	15.21	15.36	14.86	14.81
ERP(Watts)	0.0337	0.0334	0.0314	0.0334	0.0342	0.0332	0.0344	0.0306	0.0303

LTE Band 12 (GT - LC = -5.00 dB) 16QAM			
Bandwidth	10M		
Channel	23060	23095	23130
	(Low)	(Mid)	(High)
Frequency (MHz)	704	707.5	711
Conducted Power (dBm)	22.44	22.49	22.46
Conducted Power (Watts)	0.1754	0.1774	0.1762
ERP(dBm)	15.29	15.34	15.31
ERP(Watts)	0.0338	0.0342	0.0340



LTE Band 12 (GT - LC = -5.00 dB) 64QAM									
Bandwidth	1.4M			3M			5M		
Channel	23017	23095	23173	23025	23095	23165	23035	23095	23155
	(Low)	(Mid)	(High)	(Low)	(Mid)	(High)	(Low)	(Mid)	(High)
Frequency (MHz)	699.7	707.5	715.3	700.5	707.5	714.5	701.5	707.5	713.5
Conducted Power (dBm)	21.39	21.37	21.61	21.32	21.31	21.71	21.72	21.36	21.18
Conducted Power (Watts)	0.1377	0.1371	0.1449	0.1355	0.1352	0.1483	0.1486	0.1368	0.1312
ERP(dBm)	14.24	14.22	14.46	14.17	14.16	14.56	14.57	14.21	14.03
ERP(Watts)	0.0265	0.0264	0.0279	0.0261	0.0261	0.0286	0.0286	0.0264	0.0253

LTE Band 12 (GT - LC = -5.00 dB) 64QAM			
Bandwidth	10M		
Channel	23060	23095	23130
	(Low)	(Mid)	(High)
Frequency (MHz)	704	707.5	711
Conducted Power (dBm)	21.75	21.37	21.35
Conducted Power (Watts)	0.1496	0.1371	0.1365
ERP(dBm)	14.60	14.22	14.20
ERP(Watts)	0.0288	0.0264	0.0263



LTE Band 13 (GT - LC = -5.00 dB) QPSK						
Bandwidth	5M			10M		
Channel	23205	23230	23255	23230		
	(Low)	(Mid)	(High)	-	(Mid)	-
Frequency	779.5	782	784.5	-	782	-
(MHz)						
Conducted Power (dBm)	23.03	22.95	23.06		23.17	-
Conducted Power (Watts)	0.2009	0.1972	0.2023		0.2075	-
ERP(dBm)	15.88	15.80	15.91		16.02	-
ERP(Watts)	0.0387	0.0380	0.0390		0.0400	-

LTE Band 13 (GT - LC = -5.00 dB) 16QAM						
Bandwidth	5M			10M		
Channel	23205	23230	23255	23230		
	(Low)	(Mid)	(High)	-	(Mid)	-
Frequency	779.5	782	784.5	-	782	-
(MHz)						
Conducted Power (dBm)	22.13	22.25	22.66		22.60	-
Conducted Power (Watts)	0.1633	0.1679	0.1845		0.1820	-
ERP(dBm)	14.98	15.10	15.51		15.45	-
ERP(Watts)	0.0315	0.0324	0.0356		0.0351	-

LTE Band 13 (GT - LC = -5.00 dB) 64QAM						
Bandwidth	5M			10M		
Channel	23205	23230	23255	23230		
	(Low)	(Mid)	(High)	-	(Mid)	-
Frequency	779.5	782	784.5	-	782	-
(MHz)						
Conducted Power (dBm)	21.80	21.32	21.49		21.74	-
Conducted Power (Watts)	0.1514	0.1355	0.1409		0.1493	-
ERP(dBm)	14.65	14.17	14.34		14.59	-
ERP(Watts)	0.0292	0.0261	0.0272		0.0288	-



LTE Band 25 (GT - LC = -0.20 dB) QPSK									
Bandwidth	1.4M			3M			5M		
Channel	26407	26340	26683	26055	26340	26675	26065	26340	26665
	(Low)	(Mid)	(High)	(Low)	(Mid)	(High)	(Low)	(Mid)	(High)
Frequency (MHz)	1850.7	1880	1914.3	1851.5	1880	1913.5	1852.5	1880	1912.5
Conducted Power (dBm)	23.08	23.06	23.38	23.14	23.14	23.43	23.06	23.08	23.28
Conducted Power (Watts)	0.2032	0.2023	0.2178	0.2061	0.2061	0.2203	0.2023	0.2032	0.2128
EIRP(dBm)	22.88	22.86	23.18	22.94	22.94	23.23	22.86	22.88	23.08
EIRP(Watts)	0.1941	0.1932	0.2080	0.1968	0.1968	0.2104	0.1932	0.1941	0.2032

LTE Band 25 (GT - LC = -0.20 dB) QPSK									
Bandwidth	10M			15M			20M		
Channel	26090	26340	26640	26115	26340	26615	26140	26340	26590
	(Low)	(Mid)	(High)	(Low)	(Mid)	(High)	(Low)	(Mid)	(High)
Frequency (MHz)	1855	1880	1910	1857.5	1880	1907.5	1860	1880	1905
Conducted Power (dBm)	23.10	23.20	23.28	23.09	23.09	23.16	23.08	23.03	23.46
Conducted Power (Watts)	0.2042	0.2089	0.2128	0.2037	0.2037	0.2070	0.2032	0.2009	0.2218
EIRP(dBm)	22.90	23.00	23.08	22.89	22.89	22.96	22.88	22.83	23.26
EIRP(Watts)	0.1950	0.1995	0.2032	0.1945	0.1945	0.1977	0.1941	0.1919	0.2118



LTE Band 25 (GT - LC = -0.20 dB) 16QAM									
Bandwidth	1.4M			3M			5M		
Channel	26407	26340	26683	26055	26340	26675	26065	26340	26665
	(Low)	(Mid)	(High)	(Low)	(Mid)	(High)	(Low)	(Mid)	(High)
Frequency (MHz)	1850.7	1880	1914.3	1851.5	1880	1913.5	1852.5	1880	1912.5
Conducted Power (dBm)	22.65	22.15	22.37	22.28	22.69	22.59	22.44	22.72	22.59
Conducted Power (Watts)	0.1841	0.1641	0.1726	0.1690	0.1858	0.1816	0.1754	0.1871	0.1816
EIRP(dBm)	22.45	21.95	22.17	22.08	22.49	22.39	22.24	22.52	22.39
EIRP(Watts)	0.1758	0.1567	0.1648	0.1614	0.1774	0.1734	0.1675	0.1786	0.1734

LTE Band 25 (GT - LC = -0.20 dB) 16QAM									
Bandwidth	10M			15M			20M		
Channel	26090	26340	26640	26115	26340	26615	26140	26340	26590
	(Low)	(Mid)	(High)	(Low)	(Mid)	(High)	(Low)	(Mid)	(High)
Frequency (MHz)	1855	1880	1910	1857.5	1880	1907.5	1860	1880	1905
Conducted Power (dBm)	22.80	22.82	22.76	22.04	22.60	22.64	22.36	22.36	22.60
Conducted Power (Watts)	0.1905	0.1914	0.1888	0.1600	0.1820	0.1837	0.1722	0.1722	0.1820
EIRP(dBm)	22.60	22.62	22.56	21.84	22.40	22.44	22.16	22.16	22.40
EIRP(Watts)	0.1820	0.1828	0.1803	0.1528	0.1738	0.1754	0.1644	0.1644	0.1738



LTE Band 25 (GT - LC = -0.20 dB) 64QAM									
Bandwidth	1.4M			3M			5M		
Channel	26407	26340	26683	26055	26340	26675	26065	26340	26665
	(Low)	(Mid)	(High)	(Low)	(Mid)	(High)	(Low)	(Mid)	(High)
Frequency (MHz)	1850.7	1880	1914.3	1851.5	1880	1913.5	1852.5	1880	1912.5
Conducted Power (dBm)	21.80	21.81	21.51	21.45	21.46	21.78	21.71	21.31	21.39
Conducted Power (Watts)	0.1514	0.1517	0.1416	0.1396	0.1400	0.1507	0.1483	0.1352	0.1377
EIRP(dBm)	21.60	21.61	21.31	21.25	21.26	21.58	21.51	21.11	21.19
EIRP(Watts)	0.1445	0.1449	0.1352	0.1334	0.1337	0.1439	0.1416	0.1291	0.1315

LTE Band 25 (GT - LC = -0.20 dB) 64QAM									
Bandwidth	10M			15M			20M		
Channel	26090	26340	26640	26115	26340	26615	26140	26340	26590
	(Low)	(Mid)	(High)	(Low)	(Mid)	(High)	(Low)	(Mid)	(High)
Frequency (MHz)	1855	1880	1910	1857.5	1880	1907.5	1860	1880	1905
Conducted Power (dBm)	21.17	21.42	21.82	21.23	21.85	21.45	21.29	21.53	21.08
Conducted Power (Watts)	0.1309	0.1387	0.1521	0.1327	0.1531	0.1396	0.1346	0.1422	0.1282
EIRP(dBm)	20.97	21.22	21.62	21.03	21.65	21.25	21.09	21.33	20.88
EIRP(Watts)	0.1250	0.1324	0.1452	0.1268	0.1462	0.1334	0.1285	0.1358	0.1225



LTE Band 26 (GT - LC = -3.40 dB) QPSK									
Bandwidth	1.4M			3M			5M		
Channel	26797	26915	27033	26805	26915	27025	26815	26915	27015
	(Low)	(Mid)	(High)	(Low)	(Mid)	(High)	(Low)	(Mid)	(High)
Frequency	824.7	836.5	848.3	825.5	836.5	847.5	826.5	836.5	846.5
(MHz)									
Conducted Power (dBm)	23.03	22.91	22.69	23.04	22.90	22.84	22.89	23.00	22.70
Conducted Power (Watts)	0.2009	0.1954	0.1858	0.2014	0.1950	0.1923	0.1945	0.1995	0.1862
ERP(dBm)	17.48	17.36	17.14	17.49	17.35	17.29	17.34	17.45	17.15
ERP(Watts)	0.0560	0.0545	0.0518	0.0561	0.0543	0.0536	0.0542	0.0556	0.0519

LTE Band 26 (GT - LC = -3.40 dB) QPSK							
Bandwidth	10M			15M			15M
Channel	26840	26915	26990	26865	26915	26965	26765
	(Low)	(Mid)	(High)	(Low)	(Mid)	(High)	(Low)
Frequency	829	836.5	844	831.5	836.5	841.5	821.5
(MHz)							
Conducted Power (dBm)	22.90	23.00	22.83	23.10	23.01	22.99	23.10
Conducted Power (Watts)	0.1950	0.1995	0.1919	0.2042	0.2000	0.1991	0.2042
ERP(dBm)	17.35	17.45	17.28	17.55	17.46	17.44	17.55
ERP(Watts)	0.0543	0.0556	0.0535	0.0569	0.0557	0.0555	0.0569



LTE Band 26 (GT - LC = -3.40 dB) 16QAM									
Bandwidth	1.4M			3M			5M		
Channel	26797	26915	27033	26805	26915	27025	26815	26915	27015
	(Low)	(Mid)	(High)	(Low)	(Mid)	(High)	(Low)	(Mid)	(High)
Frequency	824.7	836.5	848.3	825.5	836.5	847.5	826.5	836.5	846.5
(MHz)									
Conducted Power (dBm)	22.40	22.33	21.97	22.14	22.52	22.26	22.26	22.47	22.26
Conducted Power (Watts)	0.1738	0.1710	0.1574	0.1637	0.1786	0.1683	0.1683	0.1766	0.1683
ERP(dBm)	16.85	16.78	16.42	16.59	16.97	16.71	16.71	16.92	16.71
ERP(Watts)	0.0484	0.0476	0.0439	0.0456	0.0498	0.0469	0.0469	0.0492	0.0469

LTE Band 26 (GT - LC = -3.40 dB) 16QAM							
Bandwidth	10M			15M			15M
Channel	26840	26915	26990	26865	26915	26965	26765
	(Low)	(Mid)	(High)	(Low)	(Mid)	(High)	(Low)
Frequency	829	836.5	844	831.5	836.5	841.5	821.5
(MHz)							
Conducted Power (dBm)	22.27	21.91	22.15	22.16	22.44	21.80	22.26
Conducted Power (Watts)	0.1687	0.1552	0.1641	0.1644	0.1754	0.1514	0.1683
ERP(dBm)	16.72	16.36	16.60	16.61	16.89	16.25	16.71
ERP(Watts)	0.0470	0.0433	0.0457	0.0458	0.0489	0.0422	0.0469



LTE Band 26 (GT - LC = -3.40 dB) 64QAM									
Bandwidth	1.4M			3M			5M		
Channel	26797	26915	27033	26805	26915	27025	26815	26915	27015
	(Low)	(Mid)	(High)	(Low)	(Mid)	(High)	(Low)	(Mid)	(High)
Frequency	824.7	836.5	848.3	825.5	836.5	847.5	826.5	836.5	846.5
(MHz)									
Conducted Power (dBm)	21.38	21.50	20.85	21.40	21.51	20.85	21.80	21.68	21.22
Conducted Power (Watts)	0.1374	0.1413	0.1216	0.1380	0.1416	0.1216	0.1514	0.1472	0.1324
ERP(dBm)	15.83	15.95	15.30	15.85	15.96	15.30	16.25	16.13	15.67
ERP(Watts)	0.0383	0.0394	0.0339	0.0385	0.0394	0.0339	0.0422	0.0410	0.0369

LTE Band 26 (GT - LC = -3.40 dB) 64QAM							
Bandwidth	10M			15M			15M
Channel	26840	26915	26990	26865	26915	26965	26765
	(Low)	(Mid)	(High)	(Low)	(Mid)	(High)	(Low)
Frequency	829	836.5	844	831.5	836.5	841.5	821.5
(MHz)							
Conducted Power (dBm)	21.45	21.50	21.13	21.79	21.66	21.64	21.79
Conducted Power (Watts)	0.1396	0.1413	0.1297	0.1510	0.1466	0.1459	0.1510
ERP(dBm)	15.90	15.95	15.58	16.24	16.11	16.09	16.24
ERP(Watts)	0.0389	0.0394	0.0361	0.0421	0.0408	0.0406	0.0421



LTE Band 41 (G _T - L _C = -0.98 dB) QPSK									
Bandwidth	5M			10M			15M		
Channel	39675	40620	41565	39700	40620	41540	39725	40620	41515
	(Low)	(Mid)	(High)	(Low)	(Mid)	(High)	(Low)	(Mid)	(High)
Frequency (MHz)	2498.5	2593	2687.5	2501	2593	2685	2503.5	2593	2682.5
Conducted Power (dBm)	24.00	24.66	23.66	24.00	24.67	23.65	24.74	24.69	24.20
Conducted Power (Watts)	0.2512	0.2924	0.2323	0.2512	0.2931	0.2317	0.2979	0.2944	0.2630
EIRP(dBm)	23.02	23.68	22.68	23.02	23.69	22.67	23.76	23.71	23.22
EIRP(Watts)	0.2004	0.2333	0.1854	0.2004	0.2339	0.1849	0.2377	0.2350	0.2099

LTE Band 41 (G _T - L _C = -0.98 dB) QPSK			
Bandwidth	20M		
Channel	39750	40620	41490
	(Low)	(Mid)	(High)
Frequency (MHz)	2506	2593	2680
Conducted Power (dBm)	23.97	24.73	23.69
Conducted Power (Watts)	0.2495	0.2972	0.2339
EIRP(dBm)	22.99	23.75	22.71
EIRP(Watts)	0.1991	0.2371	0.1866



LTE Band 41 (G _T - L _C = -0.98 dB) 16QAM									
Bandwidth	5M			10M			15M		
Channel	39675	40620	41565	39700	40620	41540	39725	40620	41515
	(Low)	(Mid)	(High)	(Low)	(Mid)	(High)	(Low)	(Mid)	(High)
Frequency	2498.5	2593	2687.5	2501	2593	2685	2503.5	2593	2682.5
(MHz)									
Conducted Power (dBm)	24.08	24.86	23.81	24.12	24.90	23.94	24.24	24.90	23.75
Conducted Power (Watts)	0.2559	0.3062	0.2404	0.2582	0.3090	0.2477	0.2655	0.3090	0.2371
EIRP(dBm)	23.10	23.88	22.83	23.14	23.92	22.96	23.26	23.92	22.77
EIRP(Watts)	0.2042	0.2443	0.1919	0.2061	0.2466	0.1977	0.2118	0.2466	0.1892

LTE Band 41 (G _T - L _C = -0.98 dB) 16QAM			
Bandwidth	20M		
Channel	39750	40620	41490
	(Low)	(Mid)	(High)
Frequency	2506	2593	2680
(MHz)			
Conducted Power (dBm)	24.16	24.91	24.46
Conducted Power (Watts)	0.2606	0.3097	0.2793
EIRP(dBm)	23.18	23.93	23.48
EIRP(Watts)	0.2080	0.2472	0.2228



LTE Band 41 (G _T - L _C = -0.98 dB) 64QAM									
Bandwidth	5M			10M			15M		
Channel	39675	40620	41565	39700	40620	41540	39725	40620	41515
	(Low)	(Mid)	(High)	(Low)	(Mid)	(High)	(Low)	(Mid)	(High)
Frequency	2498.5	2593	2687.5	2501	2593	2685	2503.5	2593	2682.5
(MHz)									
Conducted Power (dBm)	23.15	23.83	22.75	23.13	23.85	22.75	23.22	23.92	22.78
Conducted Power (Watts)	0.2065	0.2415	0.1884	0.2056	0.2427	0.1884	0.2099	0.2466	0.1897
EIRP(dBm)	22.17	22.85	21.77	22.15	22.87	21.77	22.24	22.94	21.80
EIRP(Watts)	0.1648	0.1928	0.1503	0.1641	0.1936	0.1503	0.1675	0.1968	0.1514

LTE Band 41 (G _T - L _C = -0.98 dB) 64QAM			
Bandwidth	20M		
Channel	39750	40620	41490
	(Low)	(Mid)	(High)
Frequency	2506	2593	2680
(MHz)			
Conducted Power (dBm)	23.12	23.84	23.41
Conducted Power (Watts)	0.2051	0.2421	0.2193
EIRP(dBm)	22.14	22.86	22.43
EIRP(Watts)	0.1637	0.1932	0.1750



LTE Band 66 (GT - LC = -1.70 dB) QPSK									
Bandwidth	1.4M			3M			5M		
Channel	131979	132322	132665	131987	132322	132657	131997	132322	132647
	(Low)	(Mid)	(High)	(Low)	(Mid)	(High)	(Low)	(Mid)	(High)
Frequency (MHz)	1710.7	1745	1779.3	1711.5	1745	1778.5	1712.5	1745	1777.5
Conducted Power (dBm)	22.74	23.09	22.50	22.72	22.96	22.45	22.83	23.08	22.53
Conducted Power (Watts)	0.1879	0.2037	0.1778	0.1871	0.1977	0.1758	0.1919	0.2032	0.1791
EIRP(dBm)	21.04	21.39	20.80	21.02	21.26	20.75	21.13	21.38	20.83
EIRP(Watts)	0.1271	0.1377	0.1202	0.1265	0.1337	0.1189	0.1297	0.1374	0.1211

LTE Band 66 (GT - LC = -1.70 dB) QPSK									
Bandwidth	10M			15M			20M		
Channel	132022	132322	132622	132047	132322	132597	132072	132322	132572
	(Low)	(Mid)	(High)	(Low)	(Mid)	(High)	(Low)	(Mid)	(Mid)
Frequency (MHz)	1715	1745	1775	1717.5	1745	1772.5	1720	1745	1770
Conducted Power (dBm)	22.79	23.15	22.72	23.18	22.93	22.87	23.33	22.82	22.78
Conducted Power (Watts)	0.1901	0.2065	0.1871	0.2080	0.1963	0.1936	0.2153	0.1914	0.1897
EIRP(dBm)	21.09	21.45	21.02	21.48	21.23	21.17	21.63	21.12	21.08
EIRP(Watts)	0.1285	0.1396	0.1265	0.1406	0.1327	0.1309	0.1455	0.1294	0.1282



LTE Band 66 (GT - LC = -1.70 dB) 16QAM									
Bandwidth	1.4M			3M			5M		
Channel	131979	132322	132665	131987	132322	132657	131997	132322	132647
	(Low)	(Mid)	(High)	(Low)	(Mid)	(High)	(Low)	(Mid)	(High)
Frequency (MHz)	1710.7	1745	1779.3	1711.5	1745	1778.5	1712.5	1745	1777.5
Conducted Power (dBm)	22.25	22.36	21.87	21.95	22.26	22.15	22.14	22.51	22.14
Conducted Power (Watts)	0.1679	0.1722	0.1538	0.1567	0.1683	0.1641	0.1637	0.1782	0.1637
EIRP(dBm)	20.55	20.66	20.17	20.25	20.56	20.45	20.44	20.81	20.44
EIRP(Watts)	0.1135	0.1164	0.1040	0.1059	0.1138	0.1109	0.1107	0.1205	0.1107

LTE Band 66 (GT - LC = -1.70 dB) 16QAM									
Bandwidth	10M			15M			20M		
Channel	132022	132322	132622	132047	132322	132597	132072	132322	132572
	(Low)	(Mid)	(High)	(Low)	(Mid)	(High)	(Low)	(Mid)	(Mid)
Frequency (MHz)	1715	1745	1775	1717.5	1745	1772.5	1720	1745	1770
Conducted Power (dBm)	22.04	22.59	22.11	22.58	22.08	21.89	22.13	22.30	22.21
Conducted Power (Watts)	0.1600	0.1816	0.1626	0.1811	0.1614	0.1545	0.1633	0.1698	0.1663
EIRP(dBm)	20.34	20.89	20.41	20.88	20.38	20.19	20.43	20.60	20.51
EIRP(Watts)	0.1081	0.1227	0.1099	0.1225	0.1091	0.1045	0.1104	0.1148	0.1125



LTE Band 66 (GT - LC = -1.70 dB) 64QAM									
Bandwidth	1.4M			3M			5M		
Channel	131979	132322	132665	131987	132322	132657	131997	132322	132647
	(Low)	(Mid)	(High)	(Low)	(Mid)	(High)	(Low)	(Mid)	(High)
Frequency	1710.7	1745	1779.3	1711.5	1745	1778.5	1712.5	1745	1777.5
(MHz)									
Conducted Power (dBm)	21.15	21.59	21.09	21.30	21.44	21.50	21.30	21.57	21.48
Conducted Power (Watts)	0.1303	0.1442	0.1285	0.1349	0.1393	0.1413	0.1349	0.1435	0.1406
EIRP(dBm)	19.45	19.89	19.39	19.60	19.74	19.80	19.60	19.87	19.78
EIRP(Watts)	0.0881	0.0975	0.0869	0.0912	0.0942	0.0955	0.0912	0.0971	0.0951

LTE Band 66 (GT - LC = -1.70 dB) 64QAM									
Bandwidth	10M			15M			20M		
Channel	132022	132322	132622	132047	132322	132597	132072	132322	132572
	(Low)	(Mid)	(High)	(Low)	(Mid)	(High)	(Low)	(Mid)	(Mid)
Frequency	1715	1745	1775	1717.5	1745	1772.5	1720	1745	1770
(MHz)									
Conducted Power (dBm)	21.51	21.24	21.35	21.55	21.34	20.89	21.57	21.14	21.03
Conducted Power (Watts)	0.1416	0.1330	0.1365	0.1429	0.1361	0.1227	0.1435	0.1300	0.1268
EIRP(dBm)	19.81	19.54	19.65	19.85	19.64	19.19	19.87	19.44	19.33
EIRP(Watts)	0.0957	0.0899	0.0923	0.0966	0.0920	0.0830	0.0971	0.0879	0.0857



LTE Band 71 (GT - LC = -7.00 dB) QPSK									
Bandwidth	5M			10M			15M		
Channel	133147	133297	133447	133172	133297	133422	133197	133297	133397
	(Low)	(Mid)	(High)	(Low)	(Mid)	(High)	(Low)	(Mid)	(High)
Frequency (MHz)	665.5	680.5	695.5	668	680.5	693	670.5	680.5	690.5
Conducted Power (dBm)	23.26	23.28	23.09	23.34	23.29	23.19	23.35	23.39	23.20
Conducted Power (Watts)	0.2118	0.2128	0.2037	0.2158	0.2133	0.2084	0.2163	0.2183	0.2089
ERP(dBm)	14.11	14.13	13.94	14.19	14.14	14.04	14.20	14.24	14.05
ERP(Watts)	0.0258	0.0259	0.0248	0.0262	0.0259	0.0254	0.0263	0.0265	0.0254

LTE Band 71 (GT - LC = -7.00 dB) QPSK			
Bandwidth	20M		
Channel	133222	133297	133372
	(Low)	(Mid)	(High)
Frequency (MHz)	673	680.5	688
Conducted Power (dBm)	23.40	23.10	23.24
Conducted Power (Watts)	0.2188	0.2042	0.2109
ERP(dBm)	14.25	13.95	14.09
ERP(Watts)	0.0266	0.0248	0.0256



LTE Band 71 (GT - LC = -7.00 dB) 16QAM									
Bandwidth	5M			10M			15M		
Channel	133147	133297	133447	133172	133297	133422	133197	133297	133397
	(Low)	(Mid)	(High)	(Low)	(Mid)	(High)	(Low)	(Mid)	(High)
Frequency (MHz)	665.5	680.5	695.5	668	680.5	693	670.5	680.5	690.5
Conducted Power (dBm)	22.44	22.58	22.34	22.61	22.58	22.41	22.55	22.62	22.41
Conducted Power (Watts)	0.1754	0.1811	0.1714	0.1824	0.1811	0.1742	0.1799	0.1828	0.1742
ERP(dBm)	13.29	13.43	13.19	13.46	13.43	13.26	13.40	13.47	13.26
ERP(Watts)	0.0213	0.0220	0.0208	0.0222	0.0220	0.0212	0.0219	0.0222	0.0212

LTE Band 71 (GT - LC = -7.00 dB) 16QAM			
Bandwidth	20M		
Channel	133222	133297	133372
	(Low)	(Mid)	(High)
Frequency (MHz)	673	680.5	688
Conducted Power (dBm)	22.57	22.45	22.56
Conducted Power (Watts)	0.1807	0.1758	0.1803
ERP(dBm)	13.42	13.30	13.41
ERP(Watts)	0.0220	0.0214	0.0219



LTE Band 71 (GT - LC = -7.00 dB) 64QAM									
Bandwidth	5M			10M			15M		
Channel	133147	133297	133447	133172	133297	133422	133197	133297	133397
	(Low)	(Mid)	(High)	(Low)	(Mid)	(High)	(Low)	(Mid)	(High)
Frequency	665.5	680.5	695.5	668	680.5	693	670.5	680.5	690.5
(MHz)									
Conducted Power (dBm)	21.49	21.47	21.31	21.51	21.30	21.38	21.49	21.56	21.36
Conducted Power (Watts)	0.1409	0.1403	0.1352	0.1416	0.1349	0.1374	0.1409	0.1432	0.1368
ERP(dBm)	12.34	12.32	12.16	12.36	12.15	12.23	12.34	12.41	12.21
ERP(Watts)	0.0171	0.0171	0.0164	0.0172	0.0164	0.0167	0.0171	0.0174	0.0166

LTE Band 71 (GT - LC = -7.00 dB) 64QAM			
Bandwidth	20M		
Channel	133222	133297	133372
	(Low)	(Mid)	(High)
Frequency	673	680.5	688
(MHz)			
Conducted Power (dBm)	21.53	21.39	21.45
Conducted Power (Watts)	0.1422	0.1377	0.1396
ERP(dBm)	12.38	12.24	12.30
ERP(Watts)	0.0173	0.0167	0.0170



Peak-to-Average Ratio

Mode	LTE Band 7 / 20MHz				
Mod.	QPSK		16QAM		Limit: 13dB
RB Size	1RB	Full RB	1RB	Full RB	Result
Lowest CH	3.86	4.58	4.72	5.51	PASS
Middle CH	4.41	4.81	5.13	5.77	
Highest CH	4.17	4.72	4.81	5.74	
Mod.	64QAM		Limit: 13dB		
RB Size	1RB	Full RB	Result		
Lowest CH	4.58	5.51	PASS		
Middle CH	5.36	5.77			
Highest CH	5.28	5.77			

Mode	LTE Band 12 / 10MHz				
Mod.	QPSK		16QAM		Limit: 13dB
RB Size	1RB	Full RB	1RB	Full RB	Result
Lowest CH	4.32	4.90	4.90	5.77	PASS
Middle CH	4.32	4.99	5.30	5.80	
Highest CH	4.35	4.93	5.28	5.77	
Mod.	64QAM		Limit: 13dB		
RB Size	1RB	Full RB	Result		
Lowest CH	6.03	6.20	PASS		
Middle CH	6.00	6.32			
Highest CH	6.14	6.20			

Mode	LTE Band 13 / 10MHz				
Mod.	QPSK		16QAM		Limit: 13dB
RB Size	1RB	Full RB	1RB	Full RB	Result
Lowest CH					PASS
Middle CH	3.71	4.81	4.78	5.74	
Highest CH					
Mod.	64QAM		Limit: 13dB		
RB Size	1RB	Full RB	Result		
Lowest CH			PASS		
Middle CH	4.75	5.74			
Highest CH					



Mode	LTE Band 25 / 20MHz				
Mod.	QPSK		16QAM		Limit: 13dB
RB Size	1RB	Full RB	1RB	Full RB	Result
Lowest CH	4.49	4.84	5.01	5.94	PASS
Middle CH	4.32	5.04	5.19	6.06	
Highest CH	4.03	4.96	4.70	5.91	
Mod.	64QAM		Limit: 13dB		
RB Size	1RB	Full RB	Result		
Lowest CH	6.12	6.52	PASS		
Middle CH	6.03	6.64			
Highest CH	5.77	6.46			

Mode	LTE Band 26 / 15MHz				
Mod.	QPSK		16QAM		Limit: 13dB
RB Size	1RB	Full RB	1RB	Full RB	Result
Lowest CH	4.64	5.57	5.36	6.26	PASS
Middle CH	4.61	5.28	5.28	6.17	
Highest CH	4.58	5.13	5.30	6.20	
Mod.	64QAM		Limit: 13dB		
RB Size	1RB	Full RB	Result		
Lowest CH	6.43	6.84	PASS		
Middle CH	6.52	6.64			
Highest CH	6.58	6.64			

Mode	LTE Band 41 / 20MHz				
Mod.	QPSK		16QAM		Limit: 13dB
RB Size	1RB	Full RB	1RB	Full RB	Result
Lowest CH	3.65	4.67	5.01	5.28	PASS
Middle CH	3.94	4.64	4.90	6.93	
Highest CH	4.12	6.14	4.70	6.20	
Mod.	64QAM		Limit: 13dB		
RB Size	1RB	Full RB	Result		
Lowest CH	3.94	6.52	PASS		
Middle CH	4.17	5.91			
Highest CH	5.74	5.57			



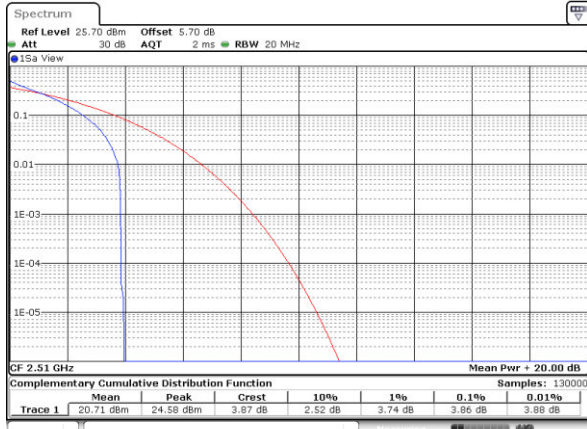
Mode	LTE Band 66 / 20MHz				
Mod.	QPSK		16QAM		Limit: 13dB
RB Size	1RB	Full RB	1RB	Full RB	Result
Lowest CH	4.38	5.10	4.93	6.17	PASS
Middle CH	4.58	5.07	5.59	6.09	
Highest CH	4.64	5.07	5.68	6.06	
Mod.	64QAM				Limit: 13dB
RB Size	1RB	Full RB			Result
Lowest CH	6.29	6.61			PASS
Middle CH	6.46	6.61			
Highest CH	6.61	6.67			

Mode	LTE Band 71 / 20MHz				
Mod.	QPSK		16QAM		Limit: 13dB
RB Size	1RB	Full RB	1RB	Full RB	Result
Lowest CH	4.09	4.93	4.96	4.96	PASS
Middle CH	4.43	4.72	4.96	5.77	
Highest CH	4.32	4.9	5.28	5.83	
Mod.	64QAM		Limit: 13dB		
RB Size	1RB	Full RB	Result		
Lowest CH	5.91	6.2	PASS		
Middle CH	5.94	6.06			
Highest CH	6.03	6.2			



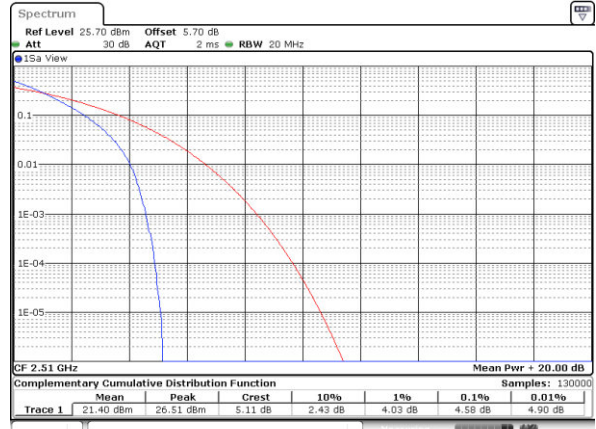
LTE Band 7 / 20MHz / QPSK

Lowest Channel / 1RB



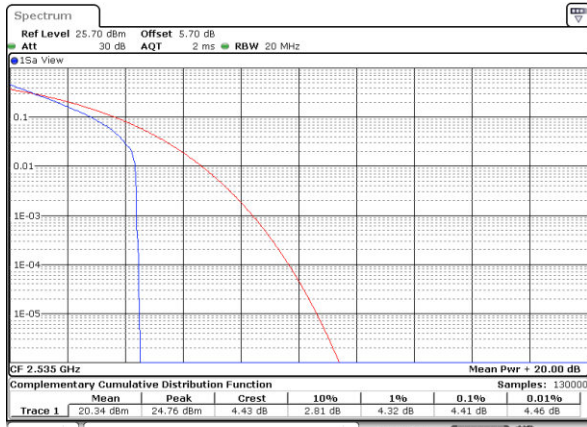
Date: 16 FEB 2019 13:51:57

Lowest Channel / Full RB



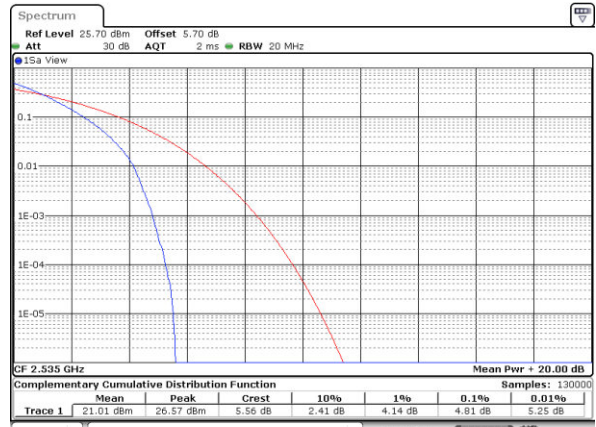
Date: 16 FEB 2019 13:52:07

Middle Channel / 1RB



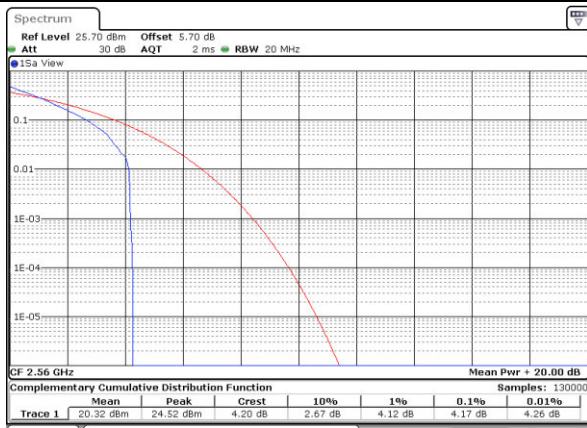
Date: 16 FEB 2019 13:52:47

Middle Channel / Full RB



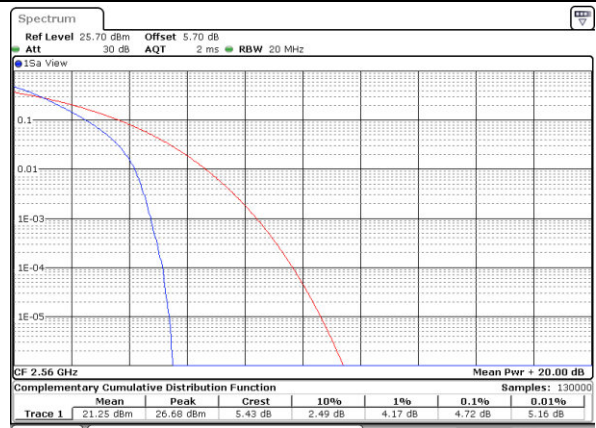
Date: 16 FEB 2019 13:52:37

Highest Channel / 1RB



Date: 16 FEB 2019 13:53:16

Highest Channel / Full RB

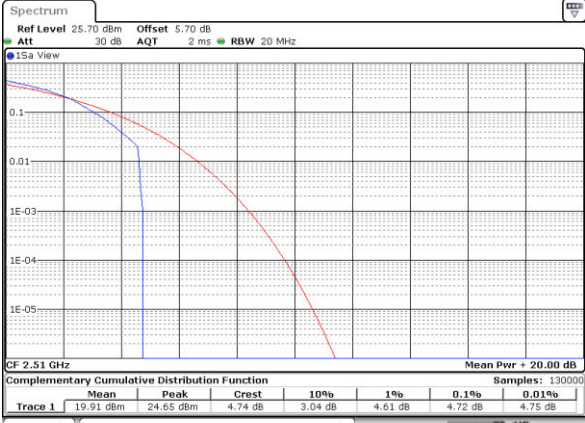


Date: 16 FEB 2019 13:53:28



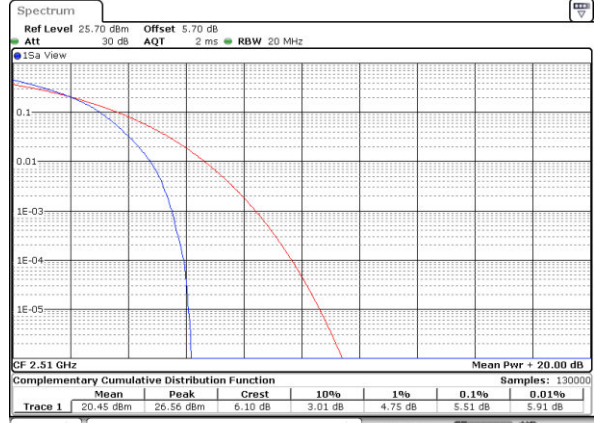
LTE Band 7 / 20MHz / 16QAM

Lowest Channel / 1RB



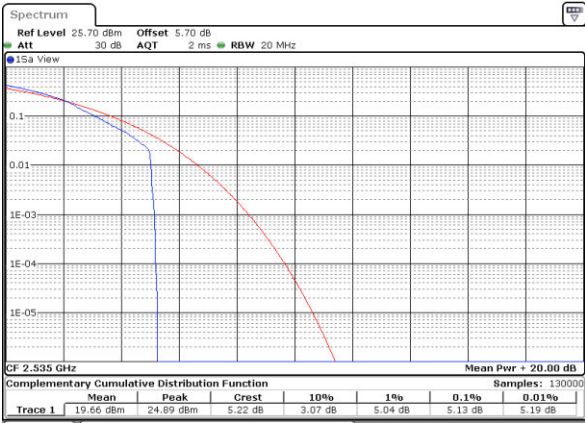
Date: 16 FEB 2019 13:51:47

Lowest Channel / Full RB



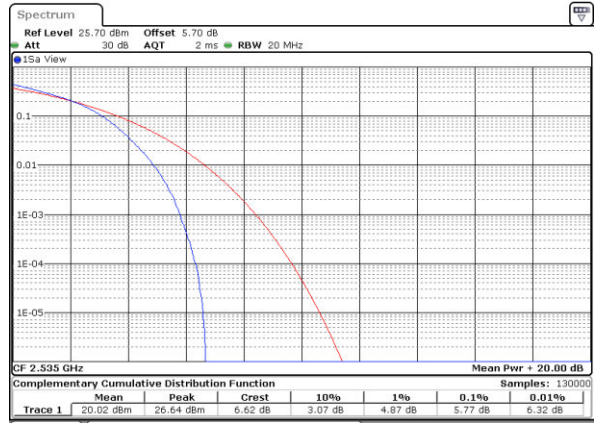
Date: 16 FEB 2019 13:52:16

Middle Channel / 1RB



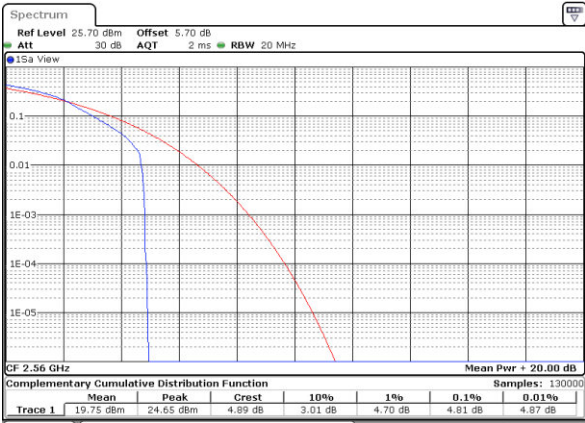
Date: 16 FEB 2019 13:52:56

Middle Channel / Full RB



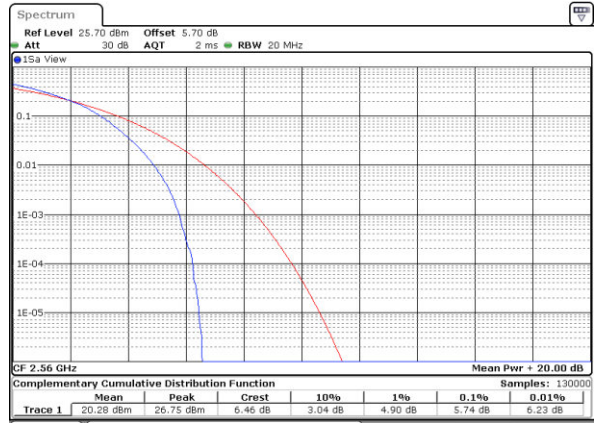
Date: 16 FEB 2019 13:52:26

Highest Channel / 1RB



Date: 16 FEB 2019 13:53:06

Highest Channel / Full RB



Date: 16 FEB 2019 13:53:38



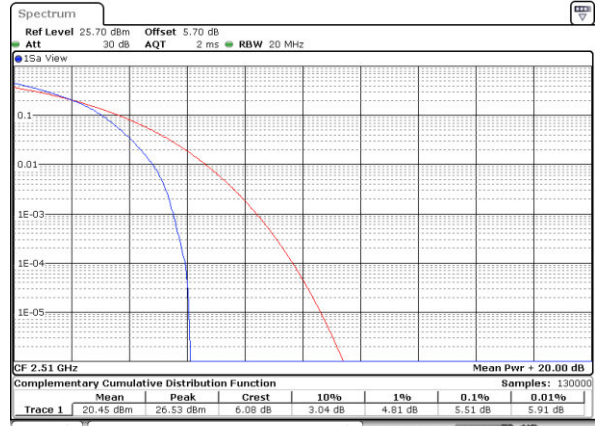
LTE Band 7 / 20MHz / 64QAM

Lowest Channel / 1RB



Date: 16 FEB 2019 13:50:46

Lowest Channel / Full RB



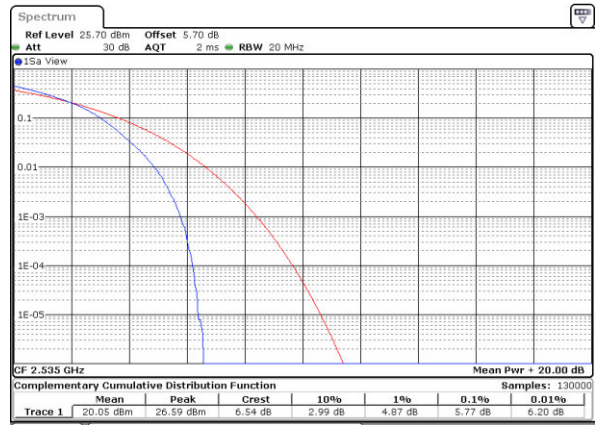
Date: 16 FEB 2019 13:50:56

Middle Channel / 1RB



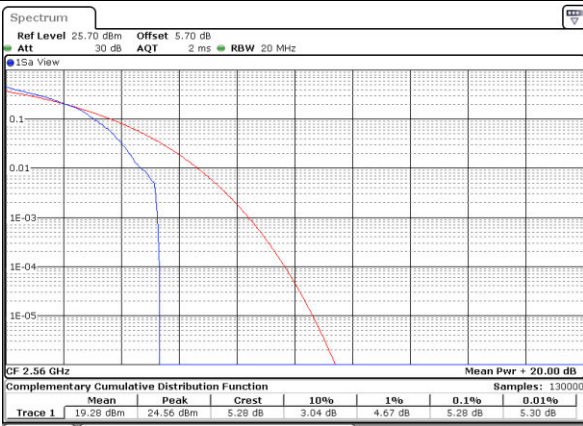
Date: 16 FEB 2019 13:51:17

Middle Channel / Full RB



Date: 16 FEB 2019 13:51:06

Highest Channel / 1RB



Date: 16 FEB 2019 13:51:27

Highest Channel / Full RB

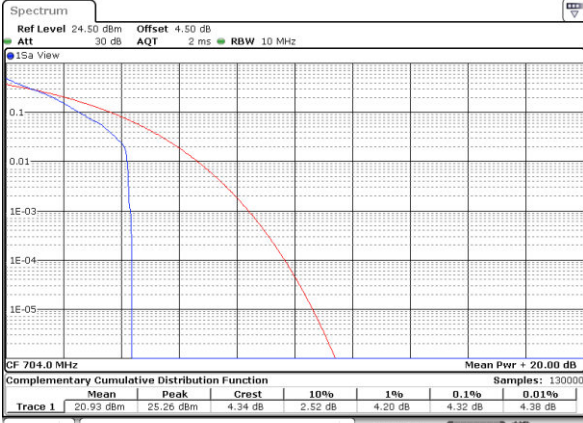


Date: 16 FEB 2019 13:51:37



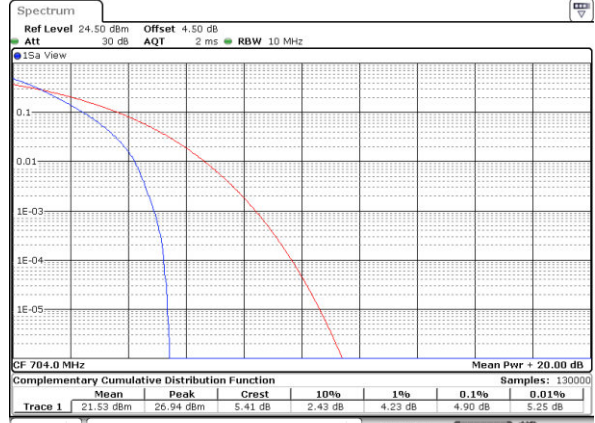
LTE Band 12 / 10MHz / QPSK

Lowest Channel / 1RB



Date: 16 FEB 2019 15:43:28

Lowest Channel / Full RB



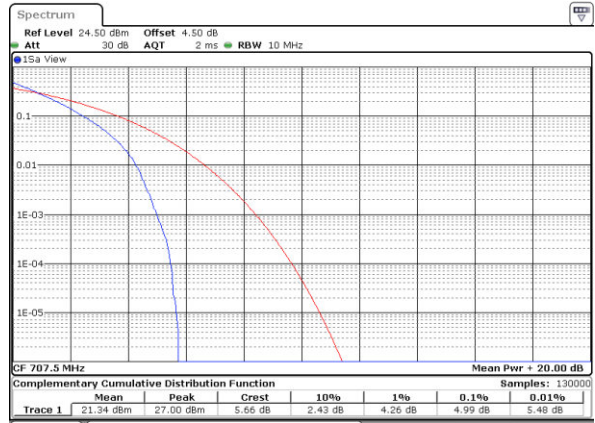
Date: 16 FEB 2019 15:43:38

Middle Channel / 1RB



Date: 16 FEB 2019 15:47:42

Middle Channel / Full RB



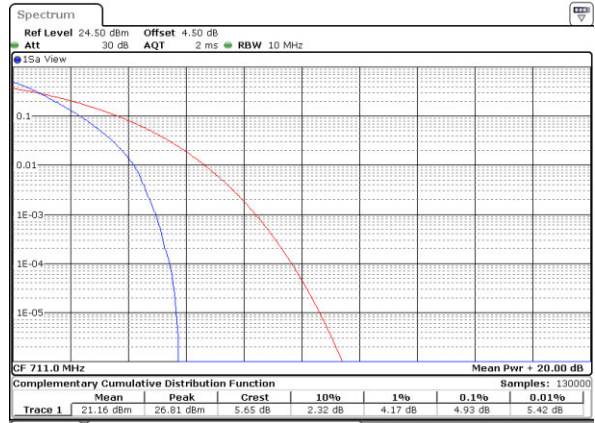
Date: 16 FEB 2019 15:44:08

Highest Channel / 1RB



Date: 16 FEB 2019 15:48:13

Highest Channel / Full RB

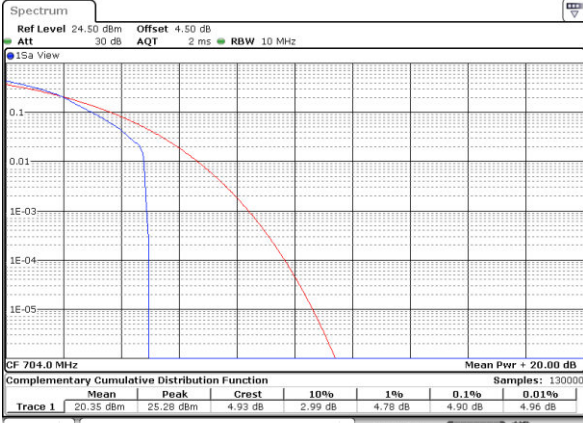


Date: 16 FEB 2019 15:48:23



LTE Band 12 / 10MHz / 16QAM

Lowest Channel / 1RB



Date: 16 FEB 2019 15:43:17

Lowest Channel / Full RB



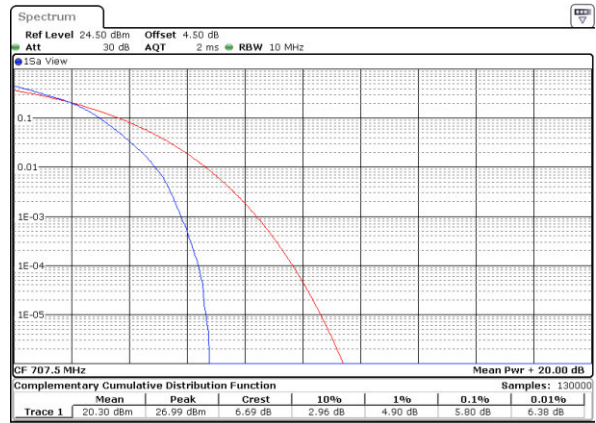
Date: 16 FEB 2019 15:43:47

Middle Channel / 1RB



Date: 16 FEB 2019 15:47:52

Middle Channel / Full RB



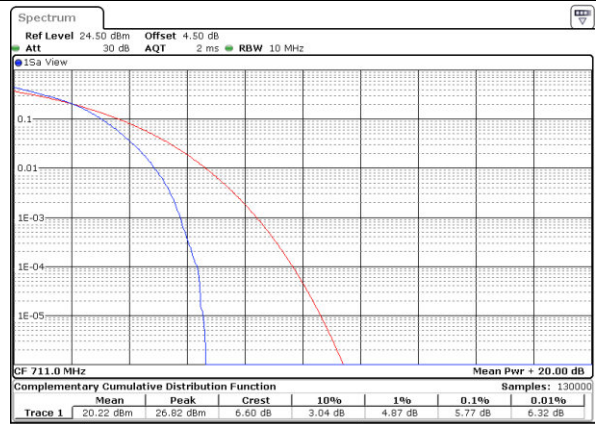
Date: 16 FEB 2019 15:43:58

Highest Channel / 1RB



Date: 16 FEB 2019 15:48:03

Highest Channel / Full RB

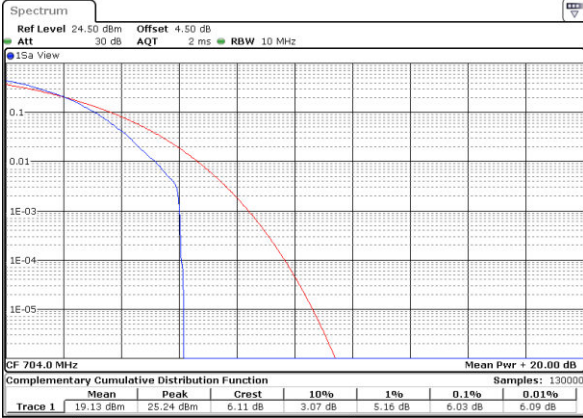


Date: 16 FEB 2019 15:48:33



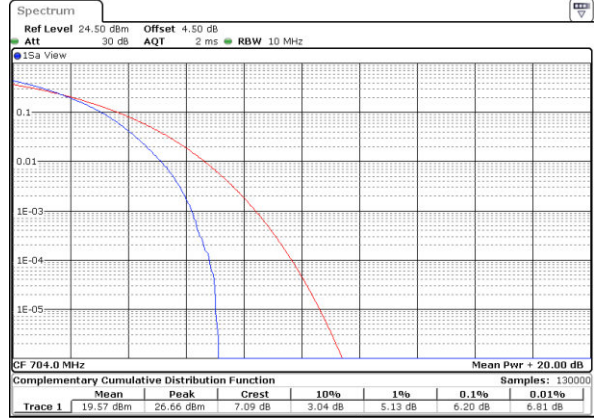
LTE Band 12 / 10MHz / 64QAM

Lowest Channel / 1RB



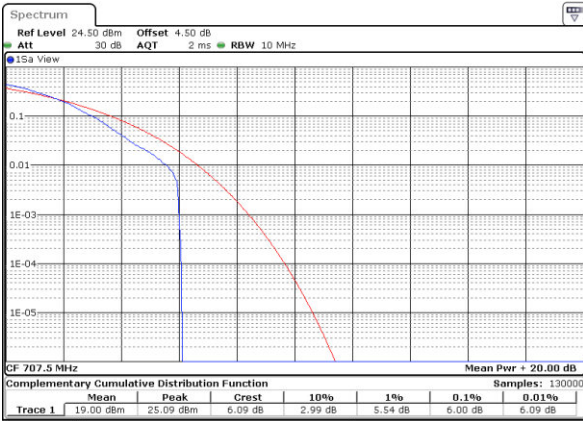
Date: 16 FEB 2019 15:42:19

Lowest Channel / Full RB



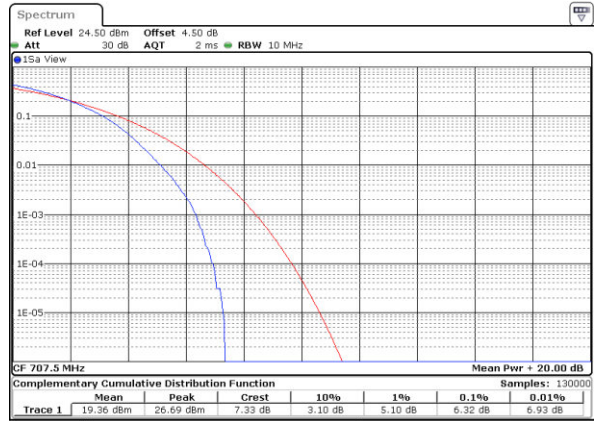
Date: 16 FEB 2019 15:42:29

Middle Channel / 1RB



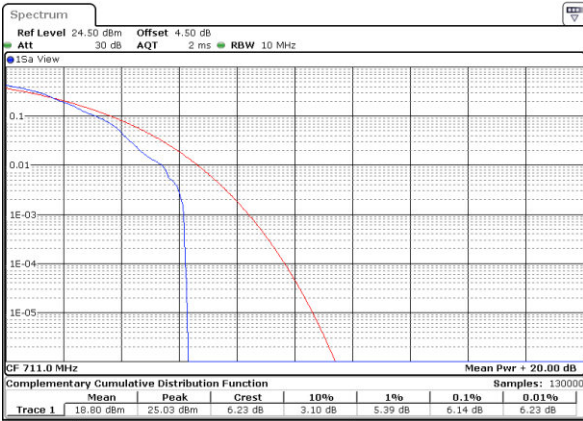
Date: 16 FEB 2019 15:42:48

Middle Channel / Full RB



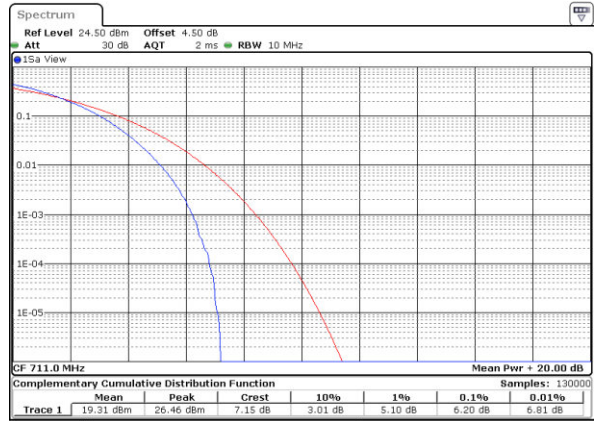
Date: 16 FEB 2019 15:42:38

Highest Channel / 1RB



Date: 16 FEB 2019 15:42:58

Highest Channel / Full RB

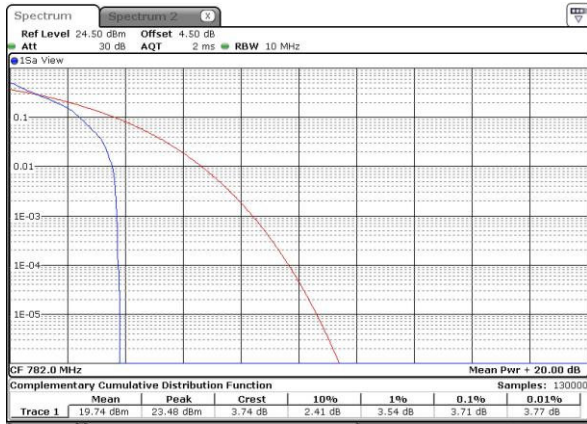


Date: 16 FEB 2019 15:43:08



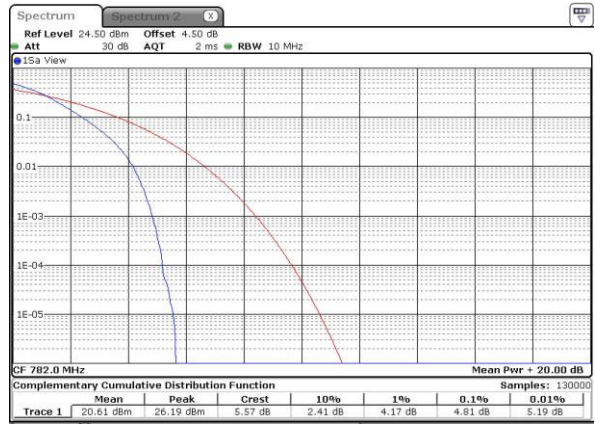
LTE Band 13 / 10MHz / QPSK

Middle Channel / 1RB



Date: 23 MAR 2019 16:22:26

Middle Channel / Full RB



Date: 23 MAR 2019 16:23:39

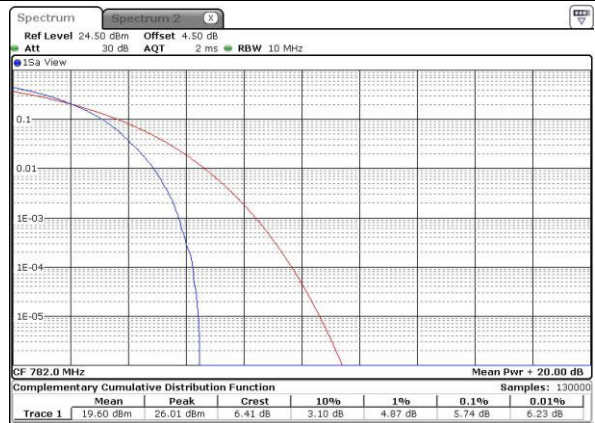
LTE Band 13 / 10MHz / 16QAM

Middle Channel / 1RB



Date: 23 MAR 2019 16:22:44

Middle Channel / Full RB



Date: 23 MAR 2019 16:23:58

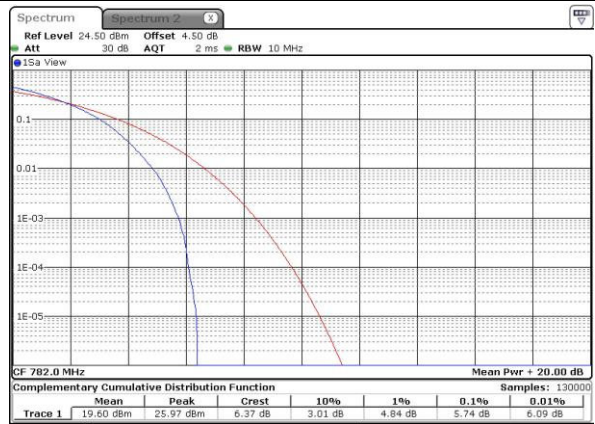
LTE Band 13 / 10MHz / 64QAM

Middle Channel / 1RB



Date: 23 MAR 2019 16:23:05

Middle Channel / Full RB



Date: 23 MAR 2019 16:24:15