

Welcome

Start Guide

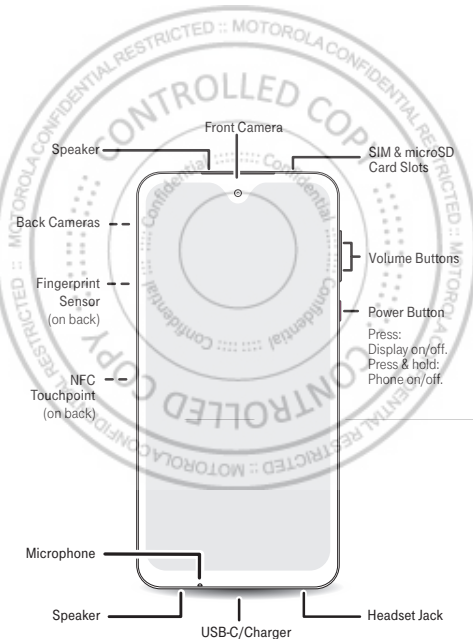


REVVL®

BC

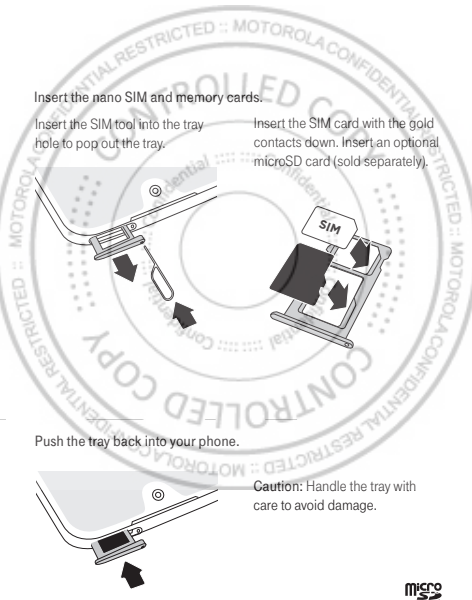
At a glance

Let's get started. We'll guide you through startup and tell you where to find more information about your phone and its great features.



Put in the cards

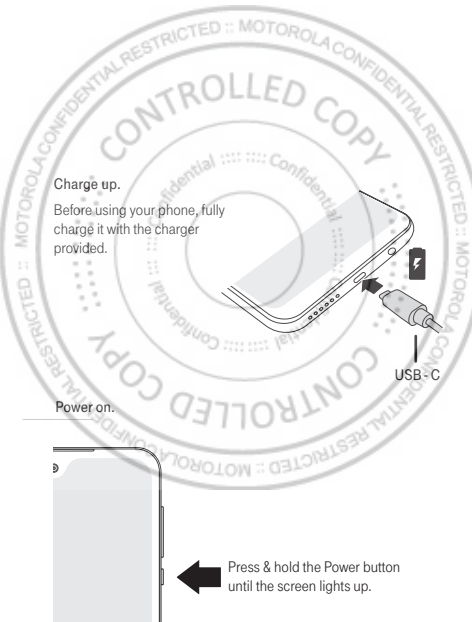
Caution: Make sure you use the correct size SIM card and don't cut the SIM card.



Finish up

Connect your charger to charge your phone fully, then turn on the power. Follow the screen prompts to get started.

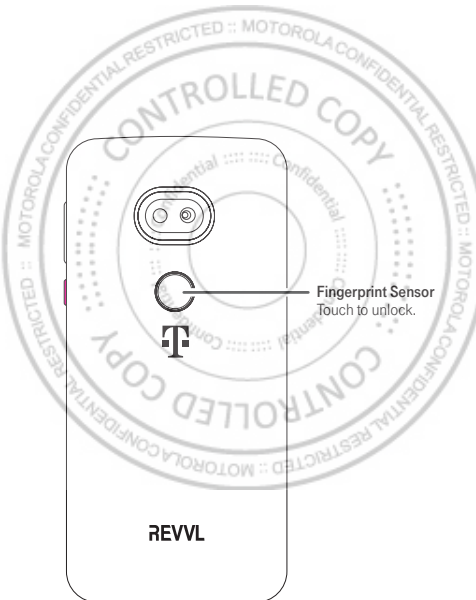
Note: Your phone comes with a rapid charger. Use of other chargers is not recommended.



Security & convenience

Lock, unlock, and more with ease.

- Fingerprint and screen lock:** Swipe up from the home screen, then tap **Settings > Security & location**.
- Face unlock:** Swipe up from the home screen, then tap **Settings > Security & location > Face unlock**.



Useful apps

When you're up and running, try these apps to see what you can do with your new phone.

Find it: Swipe up from the home screen to see all your apps.



T-Mobile app

Explore everything T-Mobile, including account information through the T-Mobile app.



Camera

Your camera takes crisp, clear photos and videos, but that's not all. See features, like, group selfie, and spot color.



Chrome

Access the internet to shop, search, learn or just browse.



Gmail

Connect to all your email accounts and manage them in one easy place.



Play Store

Download all the apps you love.

Note: Software updates happen frequently, so your phone may not have all the listed apps or features.

Help & more

Get answers, updates, and info:

- **Help is here:** Swipe up from the home screen, then tap **Settings** > **Help** to learn how to use your phone and get support.
- **Get more:** Review your phone's User Manual and troubleshooting FAQs. View the latest troubleshooting solutions in the Support Forums or ask a question of your own at www.t-mobile.com/support.
- **Find us on:** YouTube™, Facebook™, and Twitter.

Where is important information?

In order to provide you with better access to this important information, we've made the materials accessible from the phone's Settings menu and on the web. Review these materials prior to using your phone. To access the materials from a connected phone, swipe up from the home screen, then tap **Settings** > **System** > **Legal information**, and select a topic.

Firmware versions

This device will only operate with firmware versions that have been approved for use by T-Mobile and the device manufacturer. If unauthorized firmware is placed on the device, it will not function.

Device security

T-Mobile encourages customers to take appropriate measures to secure their devices and invites them to take advantage of the features available on this device to help secure it from theft and/or other unauthorized access and use. This device has a locking function (e.g., Security PINs) that can serve as a first line of defense against unauthorized use or access to stored information. Preloaded security applications that allow customers to track or locate misplaced devices can be found on several T-Mobile devices. Lost or stolen devices should be immediately reported to T-Mobile so that proper measures can be taken to protect accounts. For additional information, visit: <http://www.tmobile.com/devicesecurity> and <http://www.t-mobile.com/Company/PrivacyResources.aspx>.

Emergency dialing

Although all devices are equipped with 9-1-1 emergency calling, this device may or may not permit its location to be approximated during a 9-1-1 call.*

* Availability of this feature depends on upgrades to the (a) wireless network and (b) 9-1-1 calling system that are required to be installed by the local 9-1-1 response agency or public safety answering point (PSAP); these upgrades may not be available everywhere within our wireless coverage area or your roaming area. This approximation of the device's location and the transmittal of location information are subject to emergency situations, transmission limits, network problems/limitations, interconnecting carrier problems, your device, buildings/tunnels, signal strength and atmospheric/topographical conditions, and may be curtailed, interrupted, dropped or refused. The device's approximate location is transmitted to the local 9-1-1 response agency or PSAP while the call is in progress; this approximation is intended solely to aid the PSAP in dispatching emergency assistance or to limit the search area for emergency services personnel. You should not rely solely on a device for essential communications (such as a medical or other emergency). Please see T-Mobile's Terms and Conditions and Privacy Policy for additional service restrictions and details.

Additional information

Use of some content or features may require qualifying service, or access to a Wi-Fi connection.

Coverage not available in some areas. See **Terms and Conditions (including arbitration provision)** at T-Mobile.com for additional information, and restrictions and details. T-Mobile, the magenta color and REVL are registered trademarks of Deutsche Telekom AG.

©2019 T-Mobile USA, Inc.

Product ID: **REVL?** (Model XT1955-T)

