

#01_HAC_E_GSM850_GSM Voice_Ch128

Communication System: GSM-FDD (TDMA, GMSK); Frequency: 824.2 MHz; Duty Cycle: 1:8.6896

Medium: Air Medium parameters used: $\sigma = 0$ S/m, $\epsilon_r = 1$; $\rho = 0$ kg/m³

Ambient Temperature : 23.2 °C

DASY5 Configuration:

- Probe: ER3DV6 - SN2358; ConvF(1, 1, 1); Calibrated: 2018/1/19;
- Sensor-Surface: (Fix Surface)
- Electronics: DAE4 Sn854; Calibrated: 2018/6/14
- Phantom: HAC Test Arch with AMCC; Type: SD HAC P01 BA;
- Measurement SW: DASY52, Version 52.10 (0); SEMCAD X Version 14.6.10 (7417)

E Scan - ER3D: 15 mm from Probe Center to the Device/Hearing Aid Compatibility Test

(101x101x1): Interpolated grid: dx=0.5000 mm, dy=0.5000 mm

Device Reference Point: 0, 0, -6.3 mm

Reference Value = 57.35 V/m; Power Drift = -0.04 dB

Applied MIF = 3.63 dB

RF audio interference level = 37.40 dBV/m

Emission category: M4

MIF scaled E-field


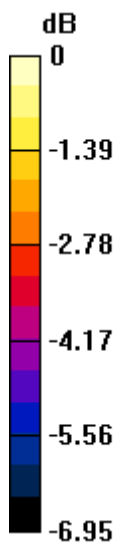
Grid 1 M4 36.96 dBV/m	Grid 2 M4 37.4 dBV/m	Grid 3 M4 36.78 dBV/m
Grid 4 M4 36.32 dBV/m	Grid 5 M4 36.88 dBV/m	Grid 6 M4 36.49 dBV/m
Grid 7 M4 35.78 dBV/m	Grid 8 M4 36.2 dBV/m	Grid 9 M4 35.5 dBV/m

Cursor:

Total = 37.40 dBV/m

E Category: M4

Location: 0.5, -25, 8.7 mm



0 dB = 74.16 V/m = 37.40 dBV/m

#02_HAC_E_GSM850_GSM Voice_Ch189

Communication System: GSM-FDD (TDMA, GMSK); Frequency: 836.4 MHz; Duty Cycle: 1:8.6896

Medium: Air Medium parameters used: $\sigma = 0$ S/m, $\epsilon_r = 1$; $\rho = 0$ kg/m³

Ambient Temperature : 23.2 °C

DASY5 Configuration:

- Probe: ER3DV6 - SN2358; ConvF(1, 1, 1); Calibrated: 2018/1/19;
- Sensor-Surface: (Fix Surface)
- Electronics: DAE4 Sn854; Calibrated: 2018/6/14
- Phantom: HAC Test Arch with AMCC; Type: SD HAC P01 BA;
- Measurement SW: DASY52, Version 52.10 (0); SEMCAD X Version 14.6.10 (7417)

E Scan - ER3D: 15 mm from Probe Center to the Device/Hearing Aid Compatibility Test

(101x101x1): Interpolated grid: dx=0.5000 mm, dy=0.5000 mm

Device Reference Point: 0, 0, -6.3 mm

Reference Value = 56.12 V/m; Power Drift = -0.04 dB

Applied MIF = 3.63 dB

RF audio interference level = 37.74 dBV/m

Emission category: M4

MIF scaled E-field


Grid 1 M4 37.37 dBV/m	Grid 2 M4 37.74 dBV/m	Grid 3 M4 37.12 dBV/m
Grid 4 M4 36.37 dBV/m	Grid 5 M4 36.91 dBV/m	Grid 6 M4 36.55 dBV/m
Grid 7 M4 35.46 dBV/m	Grid 8 M4 35.91 dBV/m	Grid 9 M4 35.3 dBV/m

Cursor:

Total = 37.74 dBV/m

E Category: M4

Location: 0.5, -25, 8.7 mm



0 dB = 77.12 V/m = 37.74 dBV/m

#03_HAC_E_GSM850_GSM Voice_Ch251

Communication System: GSM-FDD (TDMA, GMSK); Frequency: 848.8 MHz; Duty Cycle: 1:8.6896

Medium: Air Medium parameters used: $\sigma = 0$ S/m, $\epsilon_r = 1$; $\rho = 0$ kg/m³

Ambient Temperature : 23.2 °C

DASY5 Configuration:

- Probe: ER3DV6 - SN2358; ConvF(1, 1, 1); Calibrated: 2018/1/19;
- Sensor-Surface: (Fix Surface)
- Electronics: DAE4 Sn854; Calibrated: 2018/6/14
- Phantom: HAC Test Arch with AMCC; Type: SD HAC P01 BA;
- Measurement SW: DASY52, Version 52.10 (0); SEMCAD X Version 14.6.10 (7417)

E Scan - ER3D: 15 mm from Probe Center to the Device/Hearing Aid Compatibility Test

(101x101x1): Interpolated grid: dx=0.5000 mm, dy=0.5000 mm

Device Reference Point: 0, 0, -6.3 mm

Reference Value = 38.56 V/m; Power Drift = -0.04 dB

Applied MIF = 3.63 dB

RF audio interference level = 34.39 dBV/m

Emission category: M4

MIF scaled E-field


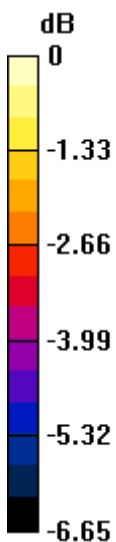
Grid 1 M4 33.84 dBV/m	Grid 2 M4 34.39 dBV/m	Grid 3 M4 33.93 dBV/m
Grid 4 M4 32.9 dBV/m	Grid 5 M4 33.66 dBV/m	Grid 6 M4 33.45 dBV/m
Grid 7 M4 32.04 dBV/m	Grid 8 M4 32.73 dBV/m	Grid 9 M4 32.33 dBV/m

Cursor:

Total = 34.39 dBV/m

E Category: M4

Location: -0.5, -25, 8.7 mm



0 dB = 52.42 V/m = 34.39 dBV/m

#04_HAC_E_GSM1900_GSM Voice_Ch512

Communication System: GSM-FDD (TDMA, GMSK); Frequency: 1850.2 MHz; Duty Cycle: 1:8.6896

Medium: Air Medium parameters used: $\sigma = 0$ S/m, $\epsilon_r = 1$; $\rho = 0$ kg/m³

Ambient Temperature : 23.2 °C

DASY5 Configuration:

- Probe: ER3DV6 - SN2358; ConvF(1, 1, 1); Calibrated: 2018/1/19;
- Sensor-Surface: (Fix Surface)
- Electronics: DAE4 Sn854; Calibrated: 2018/6/14
- Phantom: HAC Test Arch with AMCC; Type: SD HAC P01 BA;
- Measurement SW: DASY52, Version 52.10 (0); SEMCAD X Version 14.6.10 (7417)

E Scan - ER3D: 15 mm from Probe Center to the Device/Hearing Aid Compatibility Test

(101x101x1): Interpolated grid: dx=0.5000 mm, dy=0.5000 mm

Device Reference Point: 0, 0, -6.3 mm

Reference Value = 6.949 V/m; Power Drift = 0.18 dB

Applied MIF = 3.63 dB

RF audio interference level = 26.49 dBV/m

Emission category: M4

MIF scaled E-field

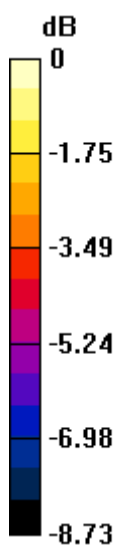
Grid 1 M4 25.16 dBV/m	Grid 2 M4 26.49 dBV/m	Grid 3 M4 25.48 dBV/m
Grid 4 M4 21.41 dBV/m	Grid 5 M4 23.34 dBV/m	Grid 6 M4 21.86 dBV/m
Grid 7 M4 23.7 dBV/m	Grid 8 M4 25.51 dBV/m	Grid 9 M4 22.97 dBV/m

Cursor:

Total = 26.49 dBV/m

E Category: M4

Location: -1, -25, 8.7 mm



0 dB = 21.12 V/m = 26.49 dBV/m

#05_HAC_E_GSM1900_GSM Voice_Ch661

Communication System: GSM-FDD (TDMA, GMSK); Frequency: 1880 MHz; Duty Cycle: 1:8.6896

Medium: Air Medium parameters used: $\sigma = 0$ S/m, $\epsilon_r = 1$; $\rho = 0$ kg/m³

Ambient Temperature : 23.2 °C

DASY5 Configuration:

- Probe: ER3DV6 - SN2358; ConvF(1, 1, 1); Calibrated: 2018/1/19;
- Sensor-Surface: (Fix Surface)
- Electronics: DAE4 Sn854; Calibrated: 2018/6/14
- Phantom: HAC Test Arch with AMCC; Type: SD HAC P01 BA;
- Measurement SW: DASY52, Version 52.10 (0); SEMCAD X Version 14.6.10 (7417)

E Scan - ER3D: 15 mm from Probe Center to the Device/Hearing Aid Compatibility Test

(101x101x1): Interpolated grid: dx=0.5000 mm, dy=0.5000 mm

Device Reference Point: 0, 0, -6.3 mm

Reference Value = 6.397 V/m; Power Drift = -0.13 dB

Applied MIF = 3.63 dB

RF audio interference level = 25.24 dBV/m

Emission category: M4

MIF scaled E-field


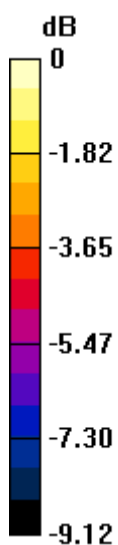
Grid 1 M4 23.69 dBV/m	Grid 2 M4 25.24 dBV/m	Grid 3 M4 25.03 dBV/m
Grid 4 M4 18.75 dBV/m	Grid 5 M4 20.58 dBV/m	Grid 6 M4 20.67 dBV/m
Grid 7 M4 23.39 dBV/m	Grid 8 M4 24.4 dBV/m	Grid 9 M4 23.77 dBV/m

Cursor:

Total = 25.24 dBV/m

E Category: M4

Location: -4.5, -25, 8.7 mm



0 dB = 18.28 V/m = 25.24 dBV/m

#06_HAC_E_GSM1900_GSM Voice_Ch810

Communication System: GSM-FDD (TDMA, GMSK); Frequency: 1909.8 MHz; Duty Cycle: 1:8.6896

Medium: Air Medium parameters used: $\sigma = 0$ S/m, $\epsilon_r = 1$; $\rho = 0$ kg/m³

Ambient Temperature : 23.2 °C

DASY5 Configuration:

- Probe: ER3DV6 - SN2358; ConvF(1, 1, 1); Calibrated: 2018/1/19;
- Sensor-Surface: (Fix Surface)
- Electronics: DAE4 Sn854; Calibrated: 2018/6/14
- Phantom: HAC Test Arch with AMCC; Type: SD HAC P01 BA;
- Measurement SW: DASY52, Version 52.10 (0); SEMCAD X Version 14.6.10 (7417)

E Scan - ER3D: 15 mm from Probe Center to the Device/Hearing Aid Compatibility Test

(101x101x1): Interpolated grid: dx=0.5000 mm, dy=0.5000 mm

Device Reference Point: 0, 0, -6.3 mm

Reference Value = 6.313 V/m; Power Drift = -0.13 dB

Applied MIF = 3.63 dB

RF audio interference level = 25.60 dBV/m

Emission category: M4

MIF scaled E-field


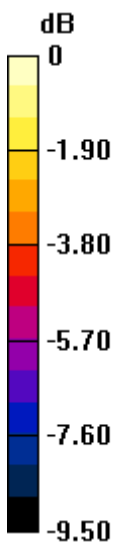
Grid 1 M4 24.25 dBV/m	Grid 2 M4 25.6 dBV/m	Grid 3 M4 25.24 dBV/m
Grid 4 M4 19.55 dBV/m	Grid 5 M4 21.35 dBV/m	Grid 6 M4 21.44 dBV/m
Grid 7 M4 22.91 dBV/m	Grid 8 M4 23.87 dBV/m	Grid 9 M4 23.21 dBV/m

Cursor:

Total = 25.60 dBV/m

E Category: M4

Location: -4, -25, 8.7 mm



0 dB = 19.05 V/m = 25.60 dBV/m

#07_HAC_E_WLAN2.4GHz_802.11g_6Mbps_Ch1

Communication System: 802.11g ; Frequency: 2412 MHz;Duty Cycle: 1:12.5893

Medium: Air Medium parameters used: $\sigma = 0$ S/m, $\epsilon_r = 1$; $\rho = 0$ kg/m³

Ambient Temperature : 23.2 °C

DASY5 Configuration:

- Probe: EF3DV3 - SN4053; ConvF(1, 1, 1); Calibrated: 2018/3/19;
- Sensor-Surface: (Fix Surface)
- Electronics: DAE4 Sn854; Calibrated: 2018/6/14
- Phantom: HAC Test Arch with AMCC; Type: SD HAC P01 BA;
- Measurement SW: DASY52, Version 52.10 (0);SEMCAD X Version 14.6.10 (7417)

E Scan - ER3D: 15 mm from Probe Center to the Device/Hearing Aid Compatibility Test

(101x101x1): Interpolated grid: dx=0.5000 mm, dy=0.5000 mm

Device Reference Point: 0, 0, -6.3 mm

Reference Value = 42.19 V/m; Power Drift = -0.03 dB

Applied MIF = 0.12 dB

RF audio interference level = 29.78 dBV/m

Emission category: M4

MIF scaled E-field


Grid 1 M4 28.66 dBV/m	Grid 2 M4 29.75 dBV/m	Grid 3 M4 29.24 dBV/m
Grid 4 M4 28.35 dBV/m	Grid 5 M4 29.78 dBV/m	Grid 6 M4 29.25 dBV/m
Grid 7 M4 26.29 dBV/m	Grid 8 M4 28.26 dBV/m	Grid 9 M4 28.04 dBV/m

Cursor:

Total = 29.78 dBV/m

E Category: M4

Location: -1.5, -6.5, 8.7 mm



0 dB = 30.85 V/m = 29.79 dBV/m

#08_HAC_E_WLAN2.4GHz_802.11g_6Mbps_Ch6

Communication System: 802.11g ; Frequency: 2437 MHz;Duty Cycle: 1:12.5893

Medium: Air Medium parameters used: $\sigma = 0$ S/m, $\epsilon_r = 1$; $\rho = 0$ kg/m³

Ambient Temperature : 23.2 °C

DASY5 Configuration:

- Probe: EF3DV3 - SN4053; ConvF(1, 1, 1); Calibrated: 2018/3/19;
- Sensor-Surface: (Fix Surface)
- Electronics: DAE4 Sn854; Calibrated: 2018/6/14
- Phantom: HAC Test Arch with AMCC; Type: SD HAC P01 BA;
- Measurement SW: DASY52, Version 52.10 (0);SEMCAD X Version 14.6.10 (7417)

E Scan - ER3D: 15 mm from Probe Center to the Device/Hearing Aid Compatibility Test (101x101x1): Interpolated grid: dx=0.5000 mm, dy=0.5000 mm

Device Reference Point: 0, 0, -6.3 mm

Reference Value = 46.39 V/m; Power Drift = 0.00 dB

Applied MIF = 0.12 dB

RF audio interference level = 30.61 dBV/m

Emission category: M3

MIF scaled E-field


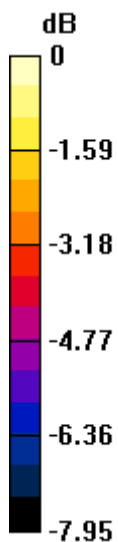
Grid 1 M4 29.51 dBV/m	Grid 2 M3 30.58 dBV/m	Grid 3 M3 30.1 dBV/m
Grid 4 M4 29.14 dBV/m	Grid 5 M3 30.61 dBV/m	Grid 6 M3 30.11 dBV/m
Grid 7 M4 27.36 dBV/m	Grid 8 M4 29.33 dBV/m	Grid 9 M4 29.14 dBV/m

Cursor:

Total = 30.61 dBV/m

E Category: M3

Location: -2, -6.5, 8.7 mm



0 dB = 33.94 V/m = 30.61 dBV/m

#09_HAC_E_WLAN2.4GHz_802.11g_6Mbps_Ch11

Communication System: 802.11g ; Frequency: 2462 MHz;Duty Cycle: 1:12.5893

Medium: Air Medium parameters used: $\sigma = 0$ S/m, $\epsilon_r = 1$; $\rho = 0$ kg/m³

Ambient Temperature : 23.2 °C

DASY5 Configuration:

- Probe: EF3DV3 - SN4053; ConvF(1, 1, 1); Calibrated: 2018/3/19;
- Sensor-Surface: (Fix Surface)
- Electronics: DAE4 Sn854; Calibrated: 2018/6/14
- Phantom: HAC Test Arch with AMCC; Type: SD HAC P01 BA;
- Measurement SW: DASY52, Version 52.10 (0);SEMCAD X Version 14.6.10 (7417)

E Scan - ER3D: 15 mm from Probe Center to the Device/Hearing Aid Compatibility Test

(101x101x1): Interpolated grid: dx=0.5000 mm, dy=0.5000 mm

Device Reference Point: 0, 0, -6.3 mm

Reference Value = 36.12 V/m; Power Drift = -0.02 dB

Applied MIF = 0.12 dB

RF audio interference level = 28.48 dBV/m

Emission category: M4

MIF scaled E-field


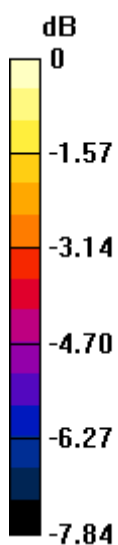
Grid 1 M4 27.35 dBV/m	Grid 2 M4 28.46 dBV/m	Grid 3 M4 28.06 dBV/m
Grid 4 M4 26.94 dBV/m	Grid 5 M4 28.48 dBV/m	Grid 6 M4 28.08 dBV/m
Grid 7 M4 25.12 dBV/m	Grid 8 M4 27.17 dBV/m	Grid 9 M4 27.02 dBV/m

Cursor:

Total = 28.48 dBV/m

E Category: M4

Location: -2, -6.5, 8.7 mm



0 dB = 26.54 V/m = 28.48 dBV/m