

HAC_E_Dipole_835_181006

DUT: HAC-Dipole 835 MHz

Communication System: CW; Frequency: 835 MHz; Duty Cycle: 1:1
 Medium: Air Medium parameters used: $\sigma = 0$ S/m, $\epsilon_r = 1$; $\rho = 0$ kg/m³
 Ambient Temperature : 23.2 °C

DASY5 Configuration:

- Probe: ER3DV6 - SN2358; ConvF(1, 1, 1); Calibrated: 2018/1/19;
- Sensor-Surface: (Fix Surface)
- Electronics: DAE4 Sn854; Calibrated: 2018/6/14
- Phantom: HAC Test Arch with AMCC; Type: SD HAC P01 BA;
- Measurement SW: DASY52, Version 52.10 (0); SEMCAD X Version 14.6.10 (7417)

E Scan - measurement distance from the probe sensor center to CD835 = 10mm & 15mm/Hearing Aid Compatibility Test at 15mm distance (41x361x1): Interpolated grid:

dx=0.5000 mm, dy=0.5000 mm

Device Reference Point: 0, 0, -6.3 mm

Reference Value = 123.4 V/m; Power Drift = -0.07 dB

PMR not calibrated. PMF = 1.000 is applied.

E-field emissions = 109.6 V/m

Average value of Total=(109.6+107.6) / 2 = 108.6 V/m

PMF scaled E-field

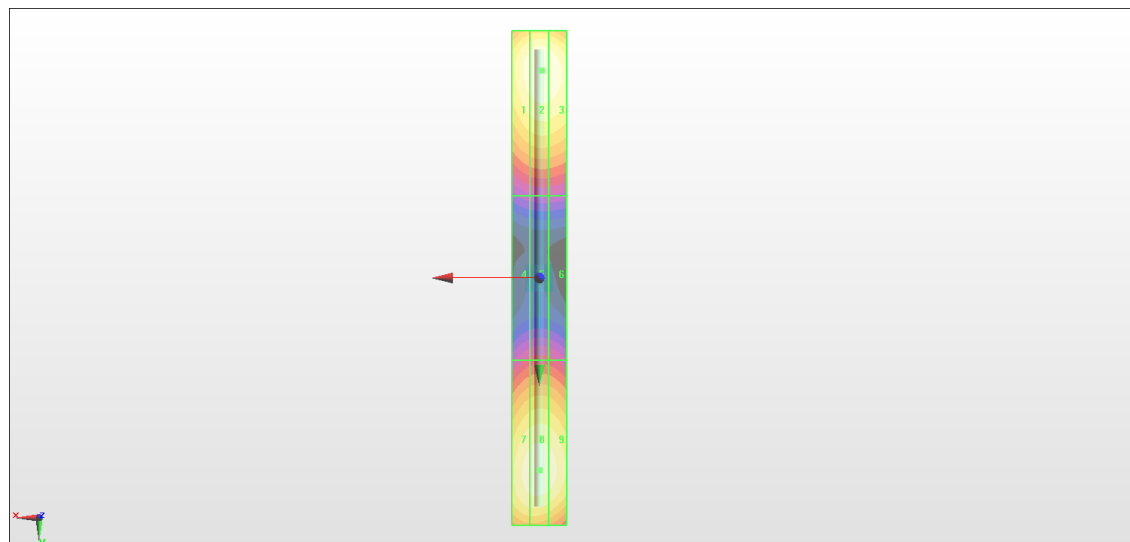
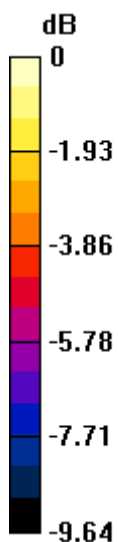
Grid 1 M4 106.1 V/m	Grid 2 M4 109.6 V/m	Grid 3 M4 108.3 V/m
Grid 4 M4 62.70 V/m	Grid 5 M4 63.77 V/m	Grid 6 M4 63.09 V/m
Grid 7 M4 106.0 V/m	Grid 8 M4 107.6 V/m	Grid 9 M4 106.0 V/m

Cursor:

Total = 109.6 V/m

E Category: M4

Location: -1, -75.5, 9.7 mm



0 dB = 109.6 V/m = 40.80 dBV/m

HAC_E_Dipole_1880_181006

DUT: HAC Dipole 1880 MHz

Communication System: CW; Frequency: 1880 MHz; Duty Cycle: 1:1
 Medium: Air Medium parameters used: $\sigma = 0$ S/m, $\epsilon_r = 1$; $\rho = 0$ kg/m³
 Ambient Temperature : 23.2 °C

DASY5 Configuration:

- Probe: ER3DV6 - SN2358; ConvF(1, 1, 1); Calibrated: 2018/1/19;
- Sensor-Surface: (Fix Surface)
- Electronics: DAE4 Sn854; Calibrated: 2018/6/14
- Phantom: HAC Test Arch with AMCC; Type: SD HAC P01 BA;
- Measurement SW: DASY52, Version 52.10 (0); SEMCAD X Version 14.6.10 (7417)

E Scan - measurement distance from the probe sensor center to CD1880 = 10mm & 15mm/Hearing Aid Compatibility Test at 15mm distance (41x181x1): Interpolated grid:

dx=0.5000 mm, dy=0.5000 mm

Device Reference Point: 0, 0, -6.3 mm

Reference Value = 145.0 V/m; Power Drift = 0.10 dB

PMR not calibrated. PMF = 1.000 is applied.

E-field emissions = 93.41 V/m

Average value of Total=(91.53+93.41) / 2 = 92.47 V/m

PMF scaled E-field

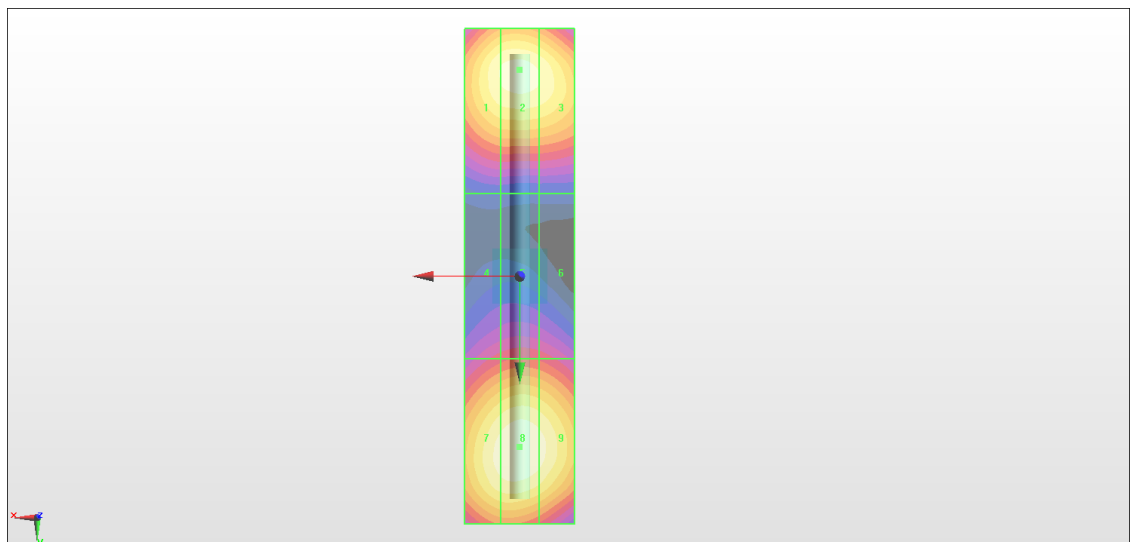
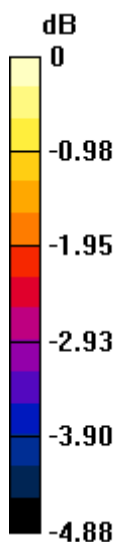
Grid 1 M3 90.26 V/m	Grid 2 M3 91.53 V/m	Grid 3 M3 90.07 V/m
Grid 4 M3 70.92 V/m	Grid 5 M3 72.30 V/m	Grid 6 M3 71.53 V/m
Grid 7 M3 91.64 V/m	Grid 8 M3 93.41 V/m	Grid 9 M3 91.47 V/m

Cursor:

Total = 93.41 V/m

E Category: M3

Location: 0, 31, 9.7 mm



0 dB = 93.41 V/m = 39.41 dBV/m

HAC_E_Dipole_2450_181006

DUT: HAC Dipole 2450 MHz

Communication System: CW; Frequency: 2450 MHz; Duty Cycle: 1:1
 Medium: Air Medium parameters used: $\sigma = 0$ S/m, $\epsilon_r = 1$; $\rho = 0$ kg/m³
 Ambient Temperature : 23.2 °C

DASY5 Configuration:

- Probe: EF3DV3 - SN4053; ConvF(1, 1, 1); Calibrated: 2018/3/19;
- Sensor-Surface: (Fix Surface)
- Electronics: DAE4 Sn854; Calibrated: 2018/6/14
- Phantom: HAC Test Arch with AMCC; Type: SD HAC P01 BA;
- Measurement SW: DASY52, Version 52.10 (0); SEMCAD X Version 14.6.10 (7417)

E Scan - measurement distance from the probe sensor center to CD2450 = 10mm & 15mm/Hearing Aid Compatibility Test at 15mm distance (41x181x1): Interpolated grid:

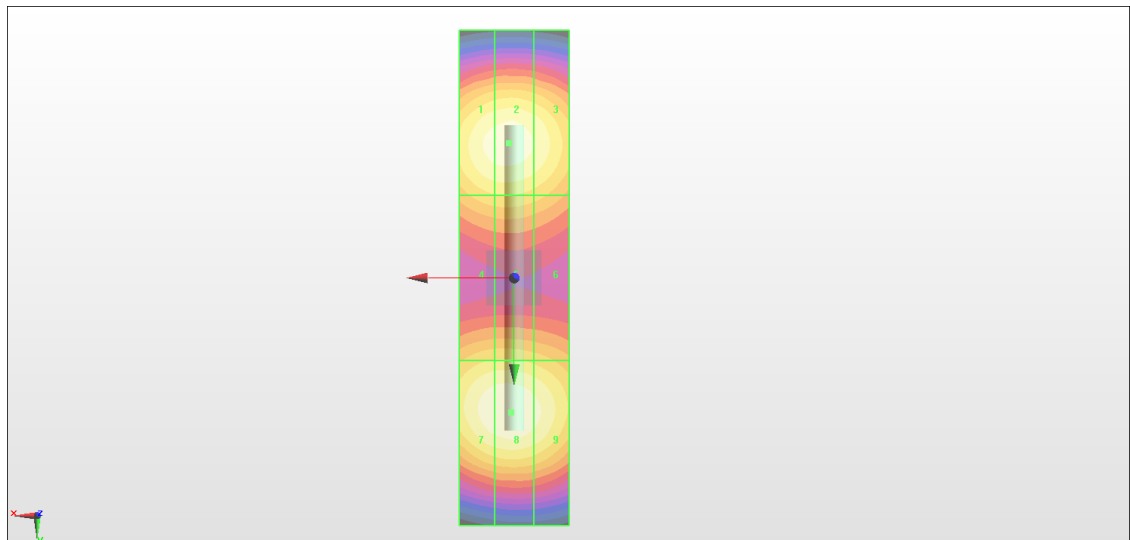
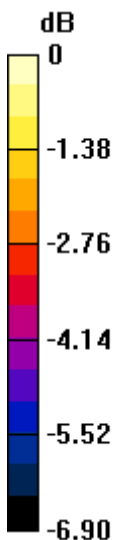
dx=0.5000 mm, dy=0.5000 mm
 Device Reference Point: 0, 0, -6.3 mm
 Reference Value = 76.20 V/m; Power Drift = 0.01 dB
 PMR not calibrated. PMF = 1.000 is applied.
 E-field emissions = 90.85 V/m
 Average value of Total=(89.03+90.85) / 2 = 89.94 V/m

PMF scaled E-field

Grid 1 M3 88.32 V/m	Grid 2 M3 89.03 V/m	Grid 3 M3 86.25 V/m
Grid 4 M3 78.07 V/m	Grid 5 M3 78.28 V/m	Grid 6 M3 76.43 V/m
Grid 7 M3 89.87 V/m	Grid 8 M3 90.85 V/m	Grid 9 M3 87.96 V/m

Cursor:

Total = 90.85 V/m
 E Category: M3
 Location: 0.5, 24.5, 9.7 mm



0 dB = 90.85 V/m = 39.17 dBV/m