



moto Product
Name

31 JAN 2019
LAB SUBMISSION

Let's get started.

We'll guide you through startup and tell you where to find more information about your phone and its great features.

Charge up

Connect your charger to charge your phone fully, then touch and hold the fingerprint sensor to turn on the power. Follow the screen prompts to get started.

Note: Your phone comes with a TurboPower™ charger for the fastest charging speeds. Use of other chargers is not recommended.







eSIM

Your phone has an eSIM or electronic SIM card. With an eSIM, you don't have to worry about inserting a SIM card. It's already there.

For details, contact Verizon Wireless.




Security & convenience

Lock, unlock, and more with ease.

- **Fingerprint and screen lock:** Swipe up  >  **Settings** > **Security & location**.
- **Face unlock:** Swipe up  >  **Settings** > **Security & location** > **Face unlock**.
- **One button nav:** Swipe up  >  **Moto** > **Moto Actions**.

Help & more

Get answers, updates, and info:

- **Help is here:** Swipe up  >  **Moto Help** to learn how to use your phone and get support.
- **Get more:** Get software, user guides, and more at www.motorola.com/mymotorazr.
- **Get apps:** Tap  **Play Store** to browse and download apps.
- **Join the conversation:** Find us on YouTube™, Facebook™, and Twitter.

Where is my legal, safety, and regulatory information?

In order to provide you with better access to this important information, we've made it accessible from the phone's Settings menu and on the web. Review these materials prior to using your phone. To access the materials from a connected phone, swipe up  > **Settings** > **System** > **Legal information**, and select a topic. To access the materials on the web, visit www.motorola.com/device-legal.

Battery safety. Before assembling, charging or using your mobile device for the first time, please read the important product safety and legal information provided with your product.

If your mobile device becomes unresponsive, try a reboot—press and hold the Power button until the screen goes dark and your device restarts.

For your safety, the battery in your mobile device should only be removed by a Motorola approved service center or independent qualified professional. Don't try to remove or replace the battery yourself—doing so may damage the battery and could cause burning and injury. Don't crush, bend, or expose your mobile device to heat or liquid. This may damage the battery and could cause burning and injury. Don't try to dry your mobile device using a microwave oven, conventional oven, or dryer.

Warning about high volume usage. To prevent possible hearing damage, do not listen at high volume levels for long periods.

Disposal & recycling. Help do your part! Please don't dispose of mobile devices or electrical accessories (such as chargers, headsets, or batteries) with your household waste. Product packaging and product guides should only be



disposed of in accordance with national collection and recycling requirements. For details on approved national recycling schemes and Motorola recycling activities, go to: www.motorola.com/recycling.

Usage. This phone supports apps and services that could use a lot of data, so make sure your data plan meets your needs. Contact your service provider for details. Certain apps and features may not be available in all countries.

Regulatory information. To view the Regulatory ID (such as FCC ID) for this device, on the phone, swipe up ^ > **Settings** > **System** > **Regulatory information**, or visit www.motorola.com/device-legal.

Warranty. This product is covered by Motorola's limited warranty. To review the warranty on your phone, swipe up ^ > **Settings** > **System** > **Legal information** > **Warranty**, or visit www.motorola.com/device-legal. You may also obtain a copy of the warranty by contacting Motorola at: Motorola Mobility LLC, Attention Customer Service—Warranty Request, 222 West Merchandise Mart Plaza, Suite 1800, Chicago, IL 60654.

Arbitration & opt-out. Except where prohibited by law, any controversy or claim

arising out of or relating to any Motorola product will be resolved by binding arbitration, instead of in court, unless you opt-out. To opt-out, send a written rejection notice within 30 days of purchase that includes your name, address, phone number, device, and device serial number, and tells Motorola that you are rejecting this Arbitration provision to: Motorola Mobility LLC, 222 West Merchandise Mart Plaza, Suite 1800, Attn: Arbitration Provision Opt-Out, Chicago, IL 60654 or arbitrat@motorola.com. For more information on this arbitration provision, on your phone, swipe up **^** > **Settings** > **System** > **Legal information** > **Arbitration and opt-out**, or visit www.motorola.com/device-legal.

Legal disclaimers. Certain features, services and applications are network dependent and might not be available in all areas; additional terms, conditions and/or charges might apply. Contact your service provider for details. All features, functionality, and other product specifications, as well as the information contained in this guide, are based upon the latest available information and believed to be accurate at the time of printing. Motorola reserves the right to correct, change or modify any information or specifications without notice or obligation.

Copyright & trademarks. MOTOROLA, the stylized M logo, MOTO, and the MOTO

family of marks are trademarks or registered trademarks of Motorola Trademark Holdings, LLC. LENOVO is a trademark of Lenovo. Google, Android, Google Play and other marks are trademarks of Google LLC. microSD Logo is a trademark of SD-3C, LLC. All other product or service names are the property of their respective owners. © 2019 Motorola Mobility LLC. All rights reserved.

Product ID: Model XT2000-1
Manual Number: SSC8C46976-A

Motorola Mobility LLC
222 W. Merchandise Mart Plaza
Chicago, IL 60654
www.motorola.com

motocare[♥]

Protect your phone with
Moto Care Protection.

Visit motorola.com/protectmydevice
for more information. (U.S. only, except P.R.)

motorola.com

