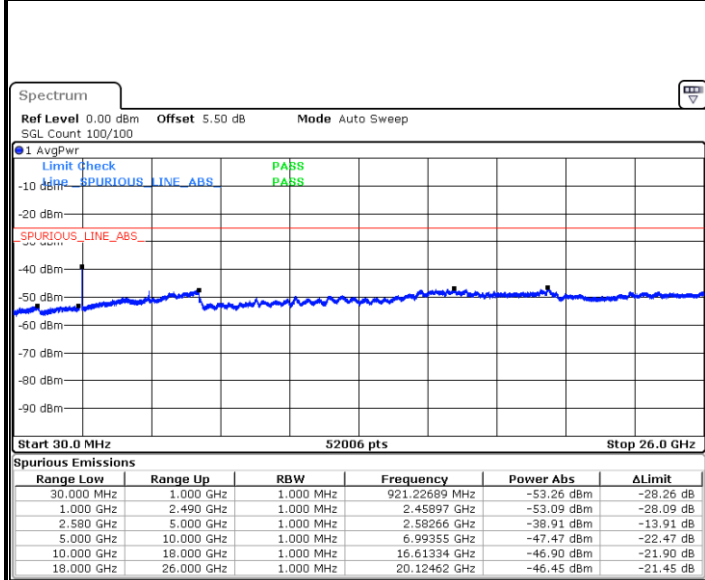




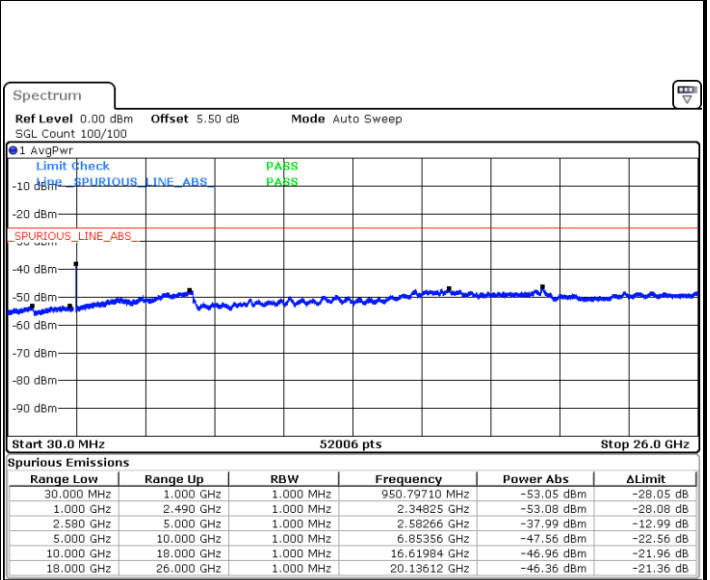
LTE Band7 / 15MHz

Highest Channel / QPSK



Date: 25 APR 2018 19:37:10

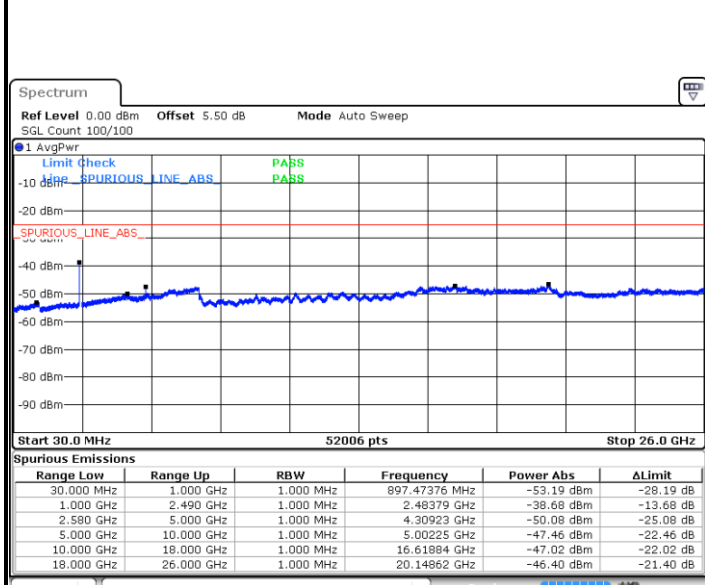
Highest Channel / 16QAM



Date: 25 APR 2018 19:36:16

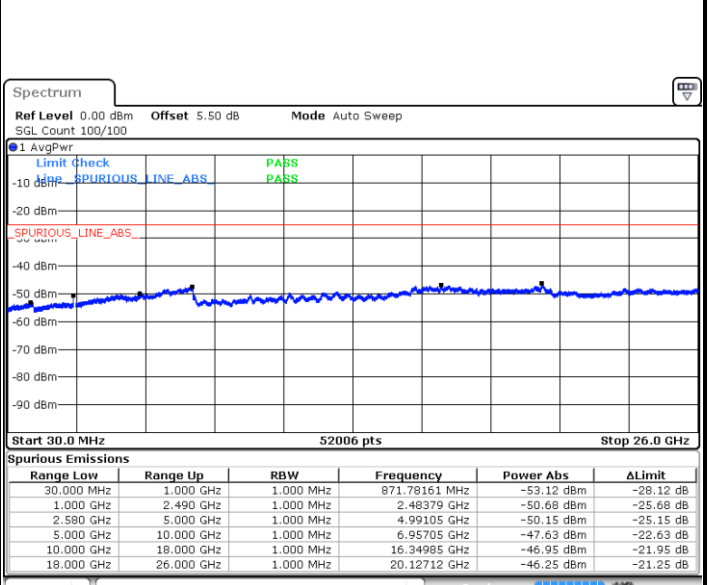
LTE Band 7 / 20MHz

Lowest Channel / QPSK



Date: 25 APR 2018 19:44:11

Lowest Channel / 16QAM



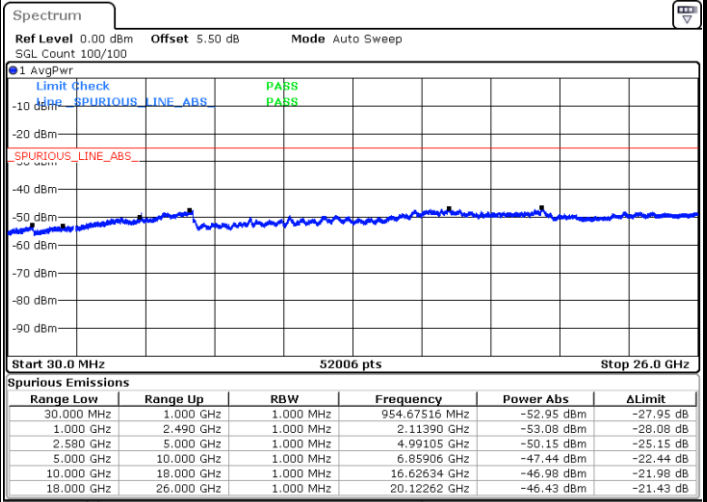
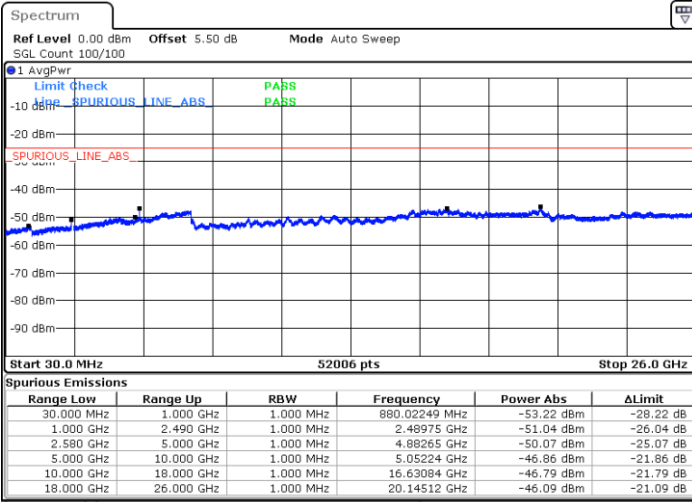
Date: 25 APR 2018 19:43:18



LTE Band 7 / 20MHz

Middle Channel / QPSK

Middle Channel / 16QAM

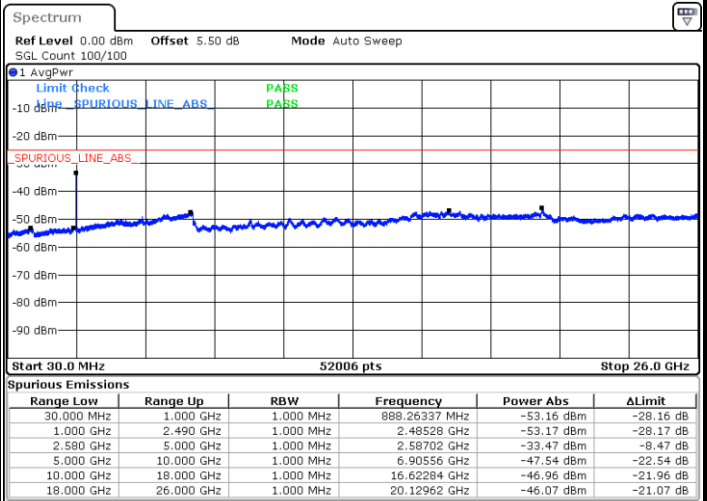
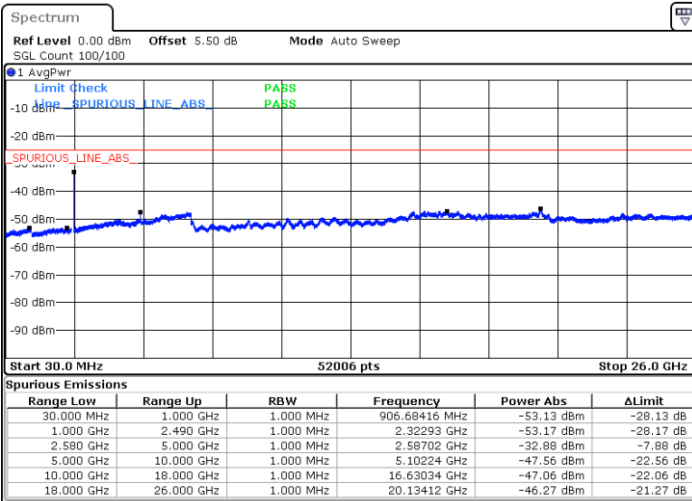


Date: 25 APR 2018 19:45:05

Date: 25 APR 2018 19:45:59

Highest Channel / QPSK

Highest Channel / 16QAM



Date: 25 APR 2018 20:08:26

Date: 25 APR 2018 19:52:44



Frequency Stability

Test Conditions		LTE Band 2 (QPSK) / Middle Channel	Limit
Temperature (°C)	Voltage (Volt)	BW 10MHz	Note 2.
		Deviation (ppm)	Result
50	Normal Voltage	0.0011	PASS
40	Normal Voltage	0.0005	
30	Normal Voltage	0.0019	
20(Ref.)	Normal Voltage	0.0000	
10	Normal Voltage	0.0003	
0	Normal Voltage	0.0022	
-10	Normal Voltage	0.0026	
-20	Normal Voltage	0.0003	
-30	Normal Voltage	0.0027	
20	Maximum Voltage	0.0003	
20	Normal Voltage	0.0001	
20	Battery End Point	0.0022	

Note:

1. Normal Voltage =3.8 V. ; Battery End Point (BEP) =3.6 V. ; Maximum Voltage =4.1 V.
2. Note: The frequency fundamental emissions stay within the authorized frequency block.



Test Conditions		LTE Band 4 (QPSK) / Middle Channel	Limit
Temperature (°C)	Voltage (Volt)	BW 10MHz	Note 2.
		Deviation (ppm)	Result
50	Normal Voltage	0.0029	PASS
40	Normal Voltage	0.0024	
30	Normal Voltage	0.0013	
20(Ref.)	Normal Voltage	0.0000	
10	Normal Voltage	0.0031	
0	Normal Voltage	0.0018	
-10	Normal Voltage	0.0006	
-20	Normal Voltage	0.0020	
-30	Normal Voltage	0.0021	
20	Maximum Voltage	0.0010	
20	Normal Voltage	0.0026	
20	Battery End Point	0.0005	

**Note:**

1. Normal Voltage =3.8 V. ; Battery End Point (BEP) =3.6 V. ; Maximum Voltage =4.1 V.
2. Note: The frequency fundamental emissions stay within the authorized frequency block.



Test Conditions		LTE Band 5 (QPSK) / Middle Channel	Limit
Temperature (°C)	Voltage (Volt)	BW 10MHz	2.5ppm
		Deviation (ppm)	Result
50	Normal Voltage	0.0001	PASS
40	Normal Voltage	0.0018	
30	Normal Voltage	0.0050	
20(Ref.)	Normal Voltage	0.0000	
10	Normal Voltage	0.0056	
0	Normal Voltage	0.0059	
-10	Normal Voltage	0.0051	
-20	Normal Voltage	0.0023	
-30	Normal Voltage	0.0010	
20	Maximum Voltage	0.0051	
20	Normal Voltage	0.0060	
20	Battery End Point	0.0012	

**Note:**

1. Normal Voltage =3.8 V. ; Battery End Point (BEP) =3.6 V. ; Maximum Voltage =4.1 V.
2. Note: The frequency fundamental emissions stay within the authorized frequency block.



Test Conditions		LTE Band 7 (QPSK) / Middle Channel	Limit
Temperature (°C)	Voltage (Volt)	BW 10MHz	Note 2.
		Deviation (ppm)	Result
50	Normal Voltage	0.0002	PASS
40	Normal Voltage	0.0001	
30	Normal Voltage	0.0027	
20(Ref.)	Normal Voltage	0.0000	
10	Normal Voltage	0.0002	
0	Normal Voltage	0.0019	
-10	Normal Voltage	0.0023	
-20	Normal Voltage	0.0002	
-30	Normal Voltage	0.0004	
20	Maximum Voltage	0.0024	
20	Normal Voltage	0.0005	
20	Battery End Point	0.0018	

**Note:**

1. Normal Voltage =3.8 V. ; Battery End Point (BEP) =3.6 V. ; Maximum Voltage =4.1 V.
2. Note: The frequency fundamental emissions stay within the authorized frequency block.



## Appendix B. Test Results of Radiated Test

### Radiated Spurious Emission

LTE Band 2 / 20MHz / QPSK								
Channel	Frequency ( MHz )	EIRP ( dBm )	Limit ( dBm )	Over Limit ( dB )	S.G. Power ( dBm )	TX Cable loss ( dB )	TX Antenna Gain (dBi)	Polarization (H/V)
Middle	3741	-63.07	-13	-50.07	-68.24	1.83	7.00	H
	5613	-58.31	-13	-45.31	-65.93	2.18	9.80	H
	7485	-53.48	-13	-40.48	-63.15	2.53	12.20	H
	3741	-63.00	-13	-50.00	-68.17	1.83	7.00	V
	5613	-59.97	-13	-46.97	-67.59	2.18	9.80	V
	7485	-54.28	-13	-41.28	-63.95	2.53	12.20	V

Remark: Spurious emissions within 30-1000MHz were found more than 20dB below limit line.

LTE Band 4 / 20MHz / QPSK								
Channel	Frequency ( MHz )	EIRP ( dBm )	Limit ( dBm )	Over Limit ( dB )	S.G. Power ( dBm )	TX Cable loss ( dB )	TX Antenna Gain (dBi)	Polarization (H/V)
Middle	3447	-64.32	-13	-51.32	-69.46	1.81	6.95	H
	5172	-57.52	-13	-44.52	-64.59	2.23	9.30	H
	6894	-56.36	-13	-43.36	-64.64	2.60	10.88	H
	3447	-64.53	-13	-51.53	-69.67	1.81	6.95	V
	5172	-55.80	-13	-42.80	-62.87	2.23	9.30	V
	6894	-57.09	-13	-44.09	-65.37	2.6	10.88	V

Remark: Spurious emissions within 30-1000MHz were found more than 20dB below limit line.



LTE Band 5 / 10MHz / QPSK								
Channel	Frequency ( MHz )	EIRP ( dBm )	Limit ( dBm )	Over Limit ( dB )	S.G. Power ( dBm )	TX Cable loss ( dB )	TX Antenna Gain (dBi)	Polarization (H/V)
Middle	1664	-59.22	-13	-46.22	-61.13	1.14	5.20	H
	2496	-63.90	-13	-50.90	-66.53	1.12	5.90	H
	3330	-64.05	-13	-51.05	-67.26	1.34	6.70	H
	1664	-60.06	-13	-47.06	-61.97	1.14	5.20	V
	2496	-64.70	-13	-51.70	-67.33	1.12	5.90	V
	3330	-64.15	-13	-51.15	-67.36	1.34	6.70	V

Remark: Spurious emissions within 30-1000MHz were found more than 20dB below limit line.

LTE Band 7 / 20MHz / QPSK								
Channel	Frequency ( MHz )	EIRP ( dBm )	Limit ( dBm )	Over Limit ( dB )	S.G. Power ( dBm )	TX Cable loss ( dB )	TX Antenna Gain (dBi)	Polarization (H/V)
Middle	5052	-64.95	-25	-39.95	-71.67	2.40	9.12	H
	7580	-60.46	-25	-35.46	-70.09	2.87	12.50	H
	10107	-59.06	-25	-34.06	-67.98	3.18	12.10	H
	5052	-65.77	-25	-40.77	-72.49	2.40	9.12	V
	7580	-60.86	-25	-35.86	-70.49	2.87	12.50	V
	10107	-59.67	-25	-34.67	-68.59	3.18	12.10	V

Remark: Spurious emissions within 30-1000MHz were found more than 20dB below limit line.