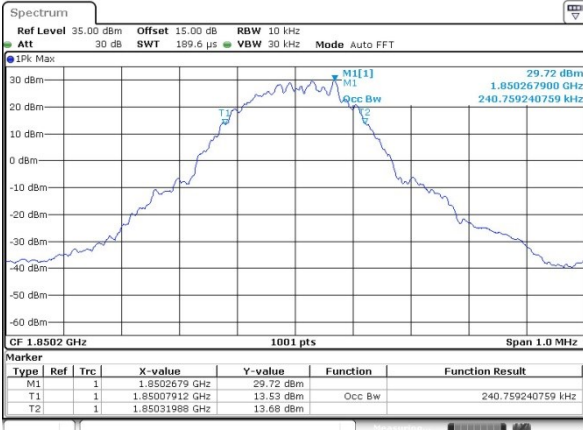




GSM1900 (GSM)

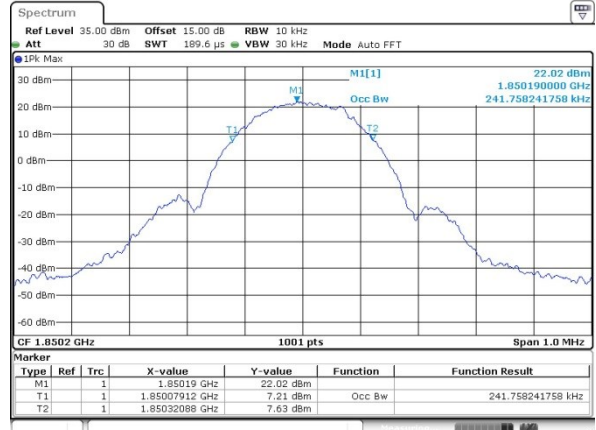
Lowest Channel



Date: 3 MAY 2018 16:07:19

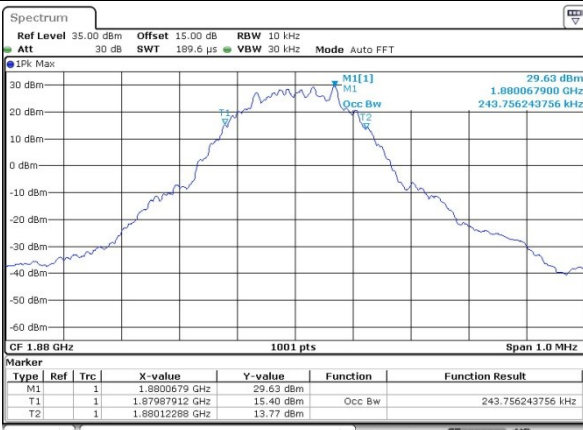
GSM1900 (EDGE class 8)

Lowest Channel



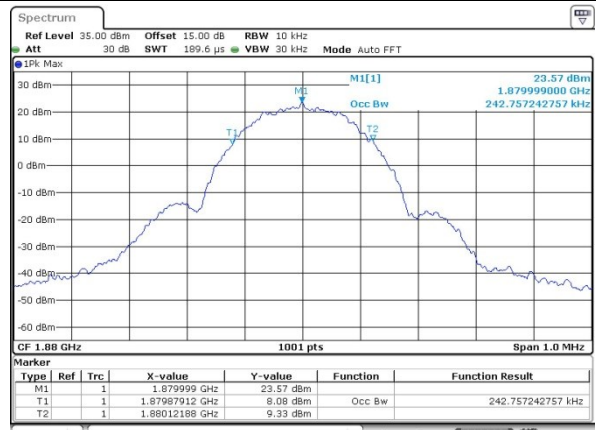
Date: 3 MAY 2018 16:35:54

Middle Channel



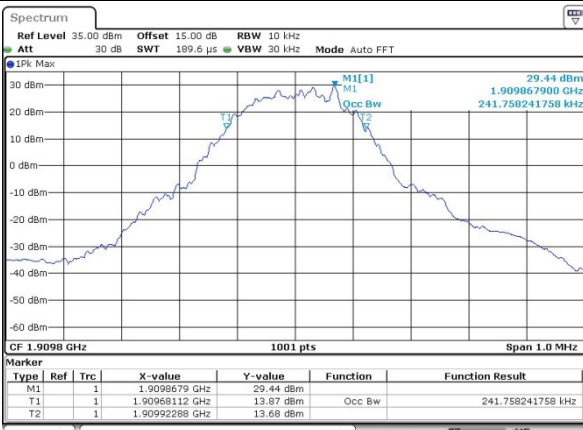
Date: 3 MAY 2018 16:07:52

Middle Channel



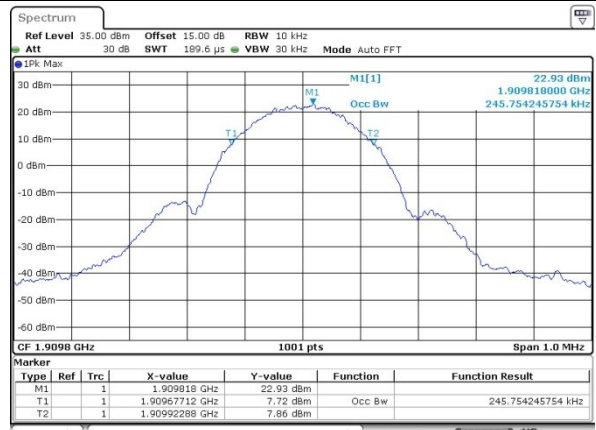
Date: 3 MAY 2018 16:36:35

Highest Channel



Date: 3 MAY 2018 16:08:25

Highest Channel

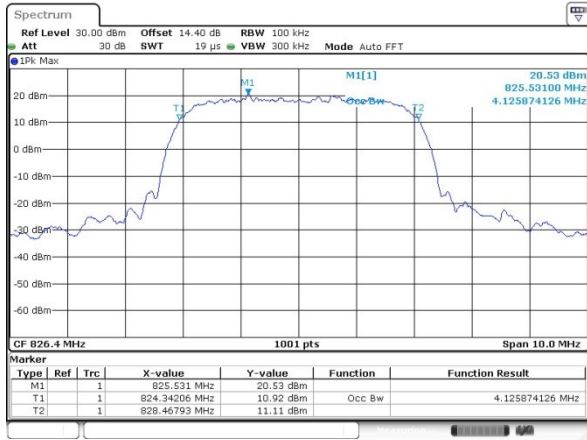


Date: 3 MAY 2018 16:37:12



WCDMA Band V (RMC 12.2Kbps)

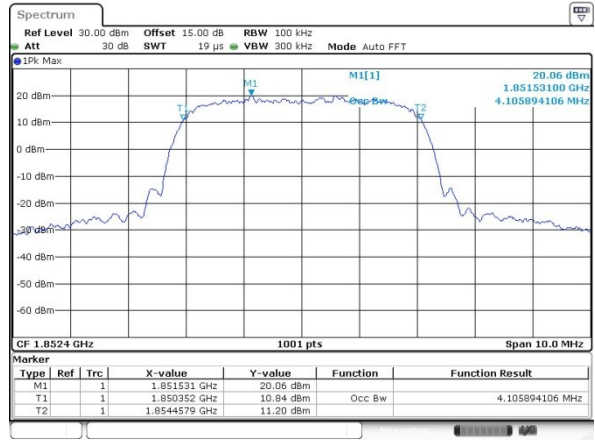
Lowest Channel



Date: 3 MAY 2018 14:55:39

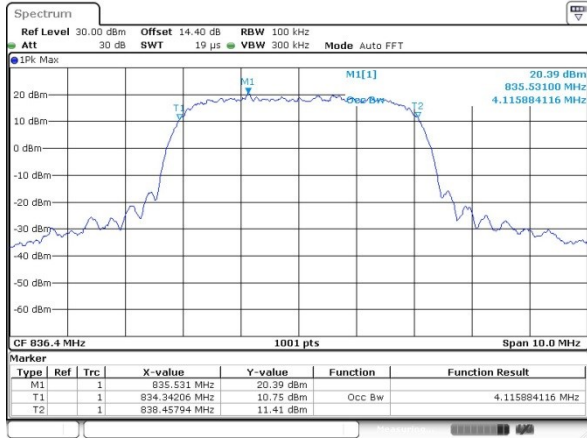
WCDMA Band II (RMC 12.2Kbps)

Lowest Channel



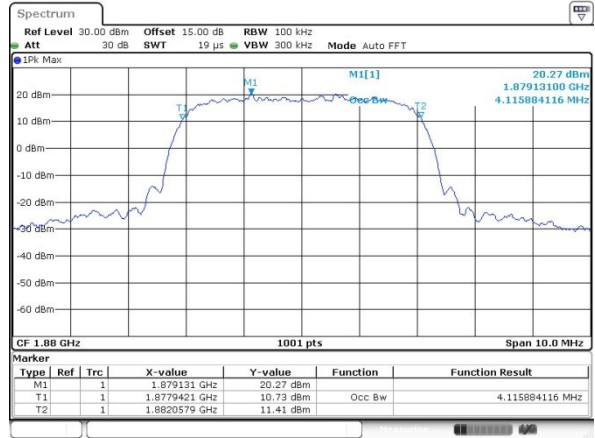
Date: 3 MAY 2018 15:21:37

Middle Channel



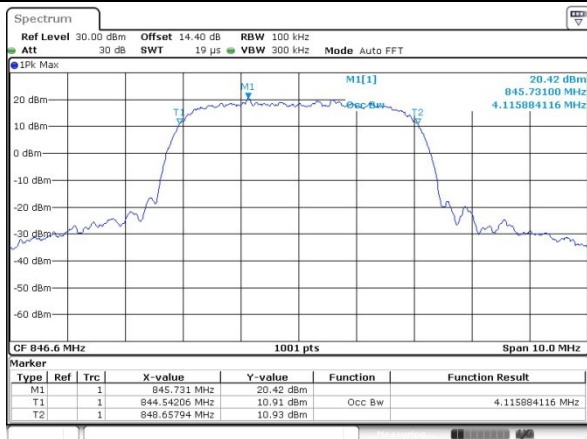
Date: 3 MAY 2018 14:56:14

Middle Channel



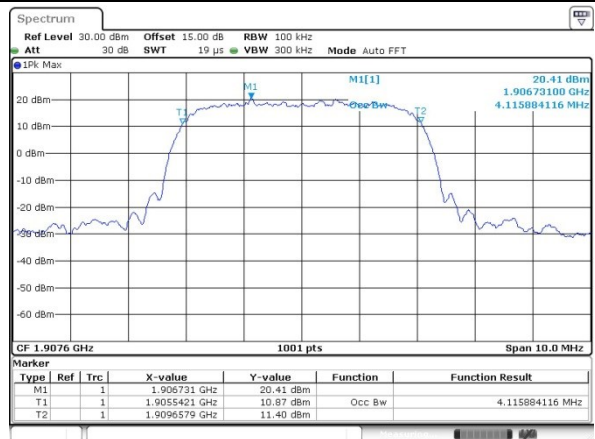
Date: 3 MAY 2018 15:22:13

Highest Channel

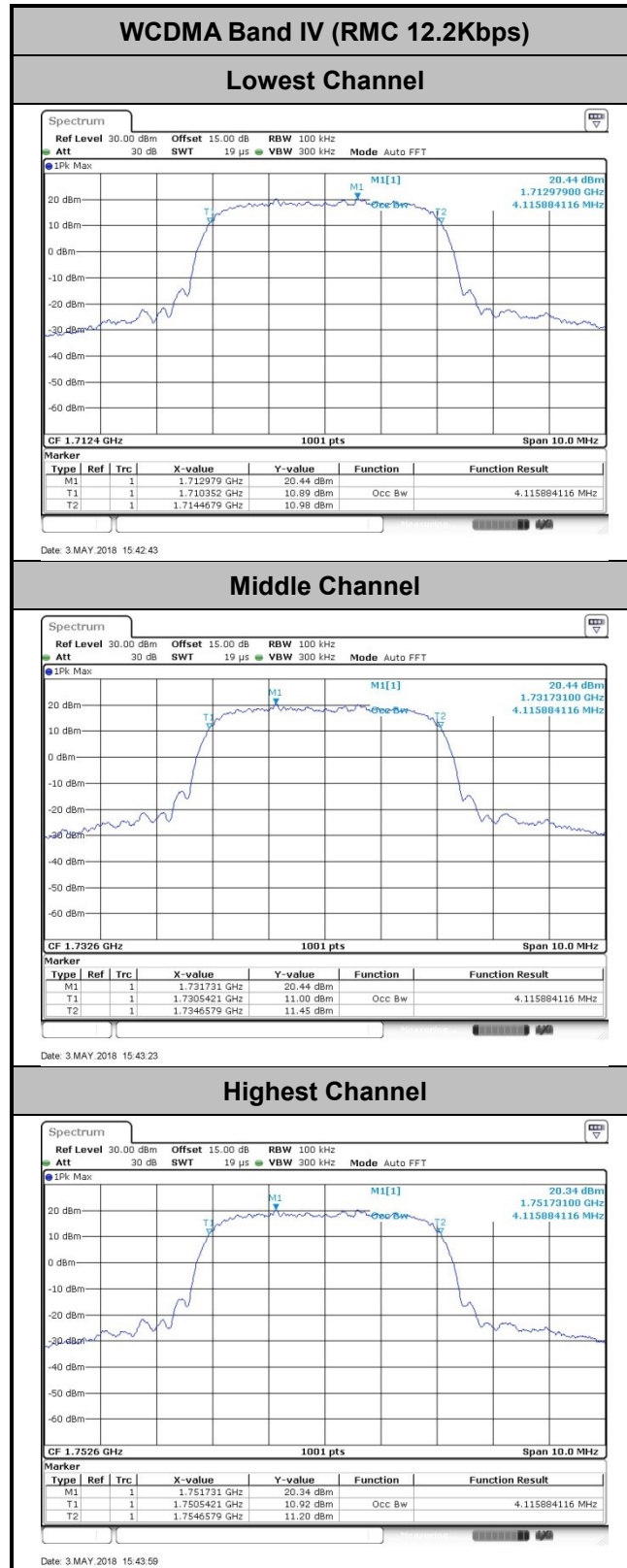


Date: 3 MAY 2018 14:56:49

Highest Channel

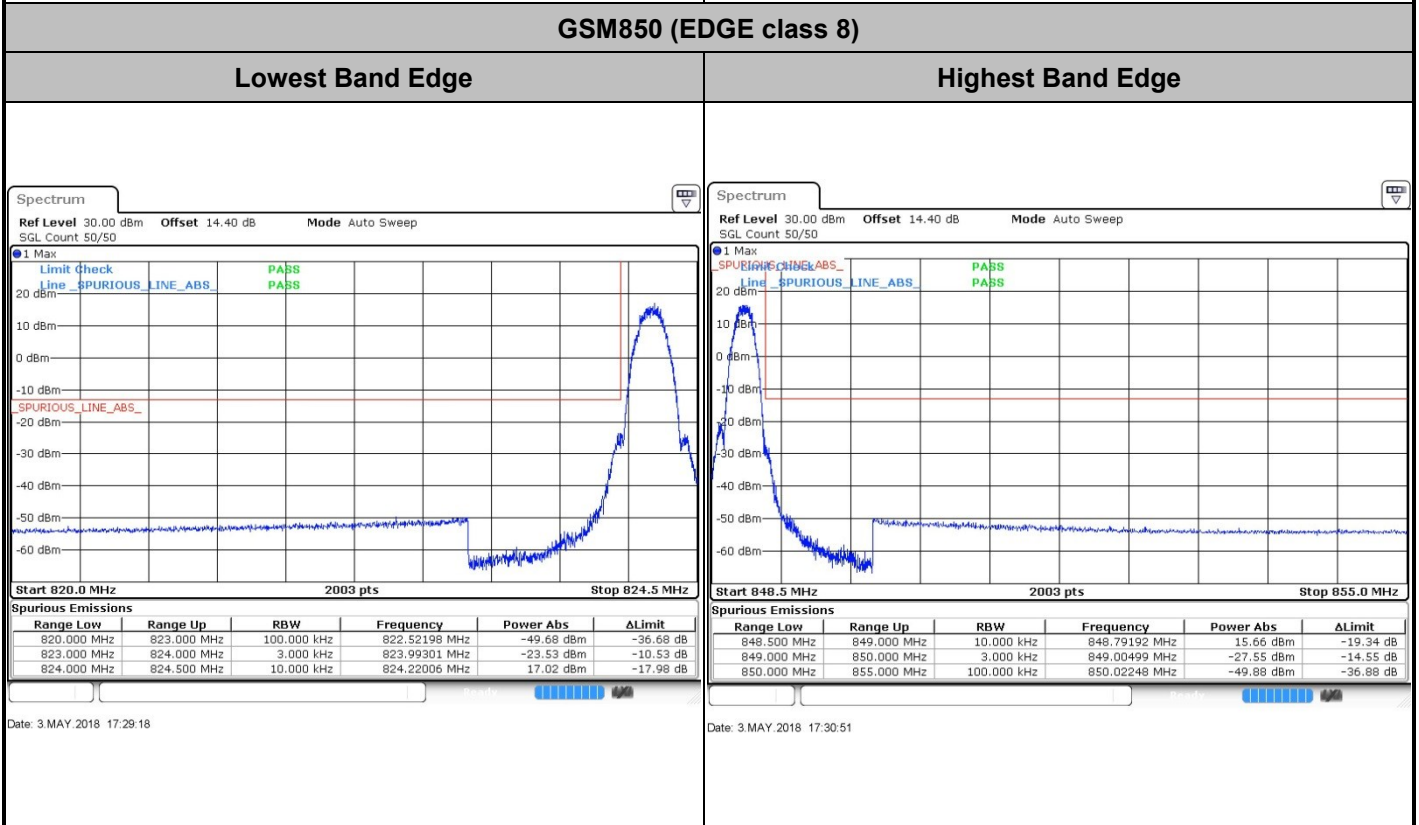
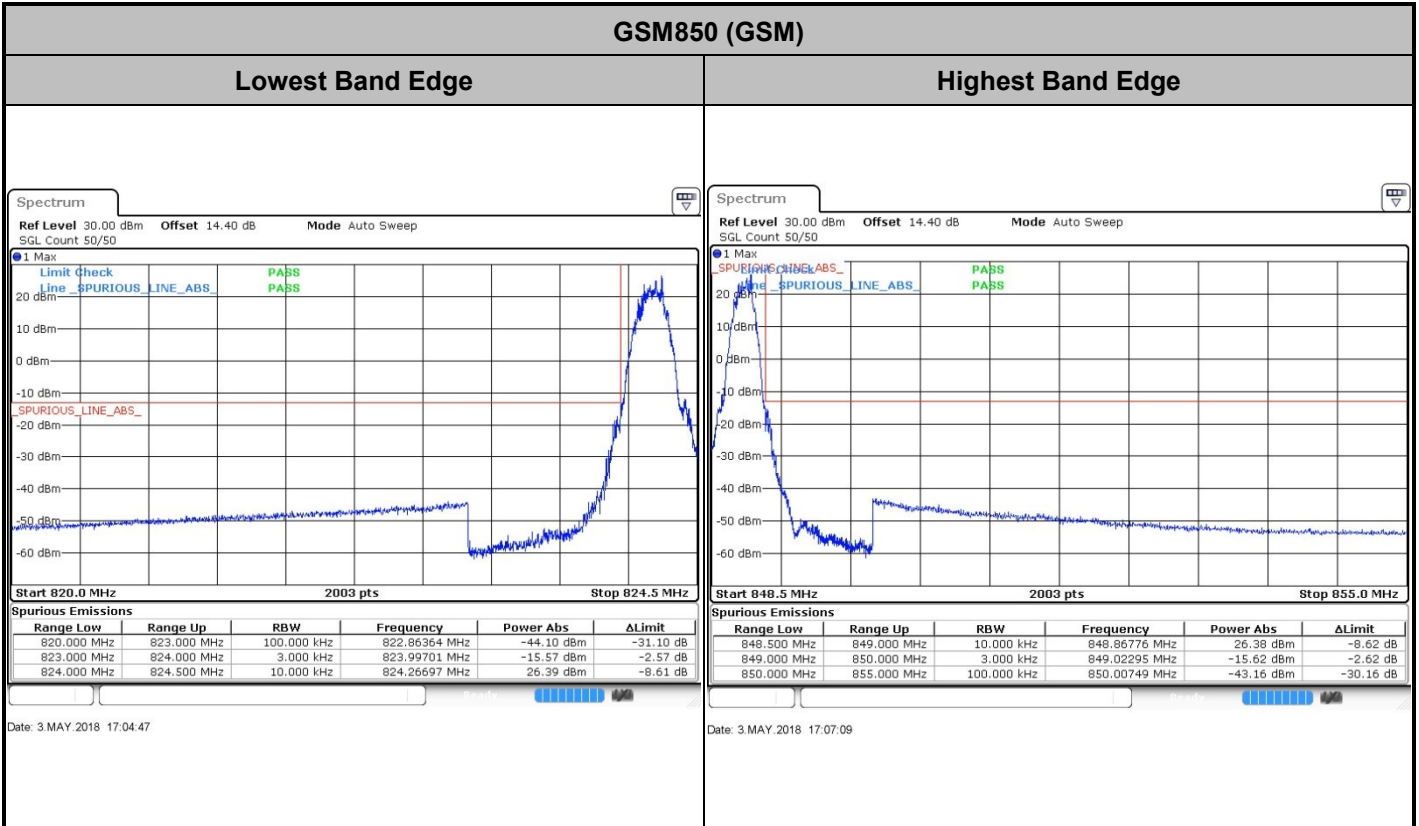


Date: 3 MAY 2018 15:22:50





Conducted Band Edge

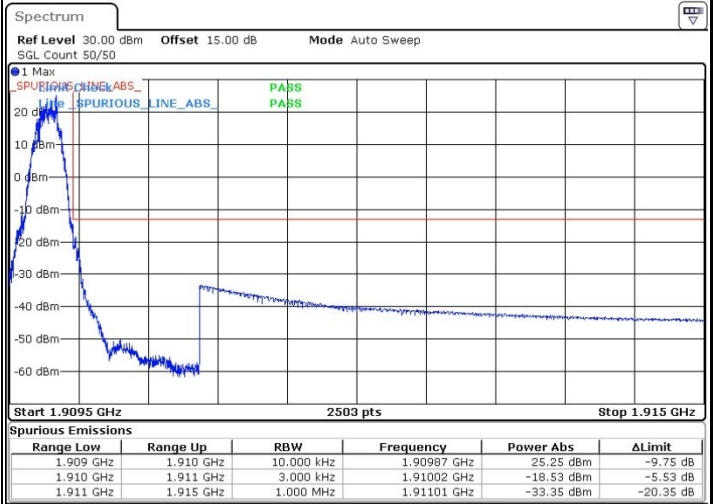
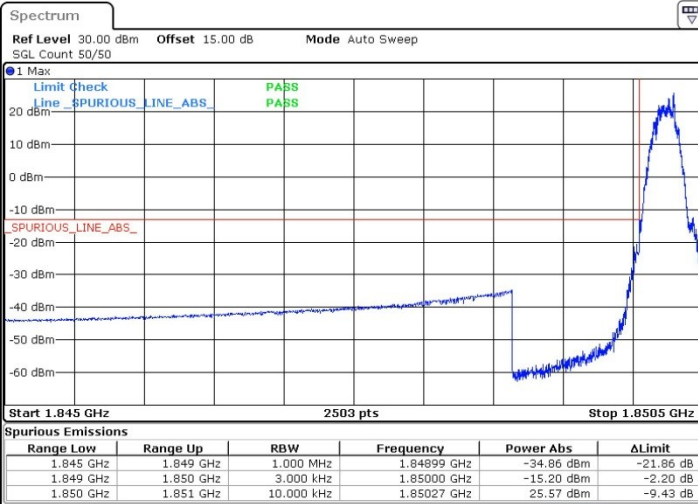




GSM1900 (GSM)

Lowest Band Edge

Highest Band Edge



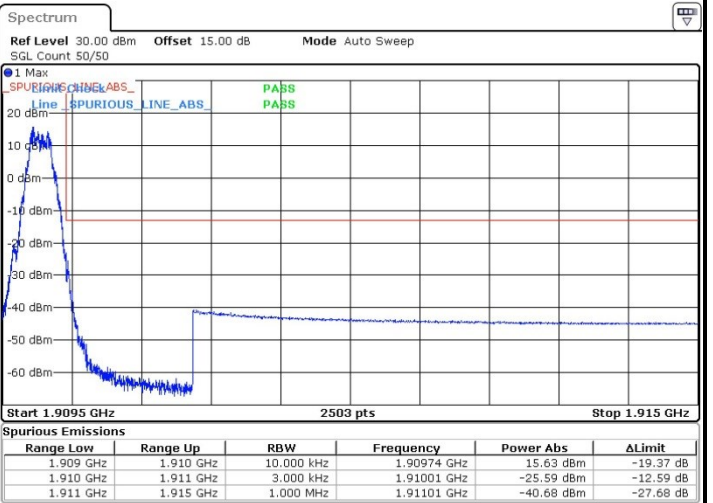
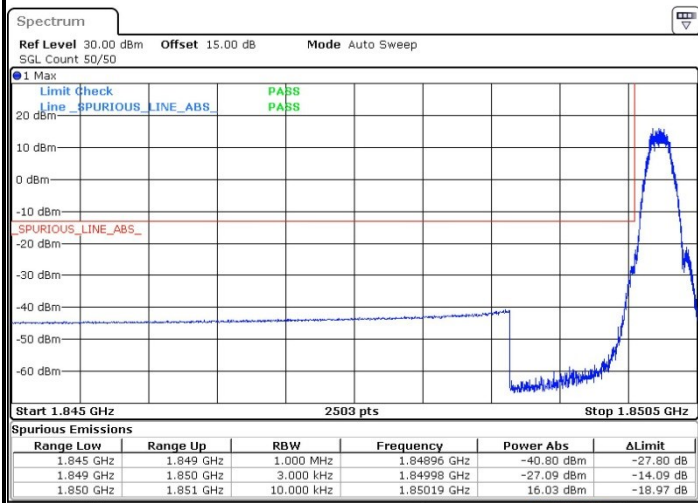
Date: 3.MAY.2018 16:22:12

Date: 3.MAY.2018 16:23:45

GSM1900 (EDGE class 8)

Lowest Band Edge

Highest Band Edge



Date: 3.MAY.2018 16:39:04

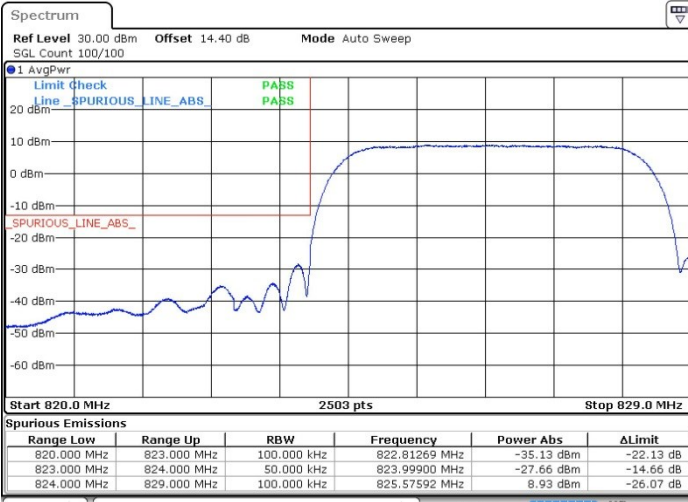
Date: 3.MAY.2018 16:40:47



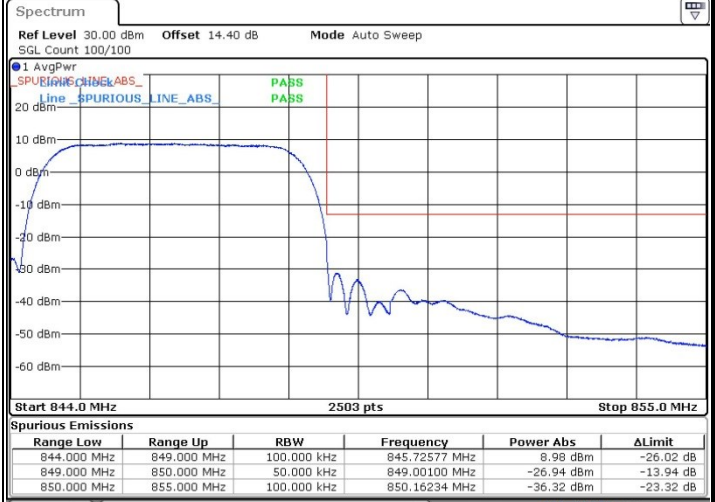
WCDMA Band V (RMC 12.2Kbps)

Lowest Band Edge

Highest Band Edge



Date: 3 MAY 2018 14:59:56

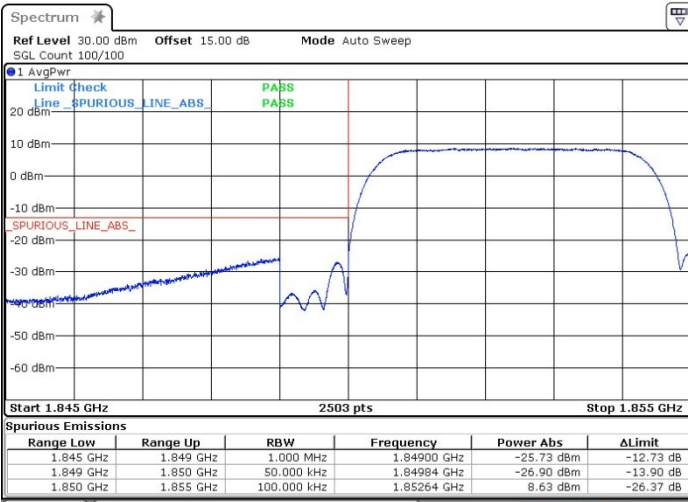


Date: 3 MAY 2018 15:02:48

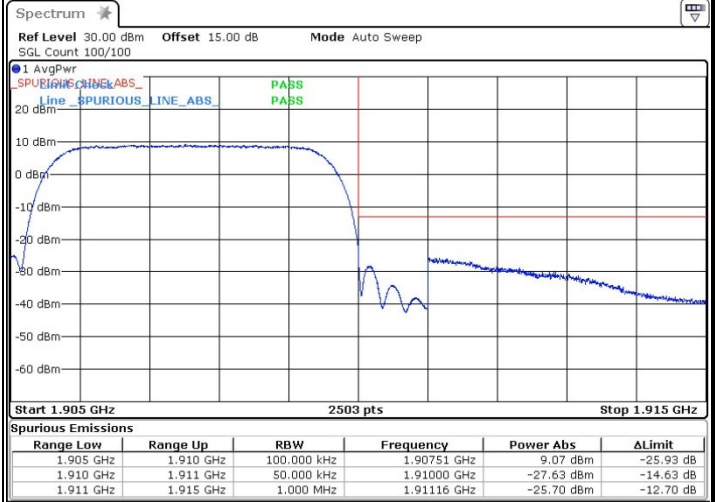
WCDMA Band II (RMC 12.2Kbps)

Lowest Band Edge

Highest Band Edge



Date: 3 MAY 2018 15:26:00



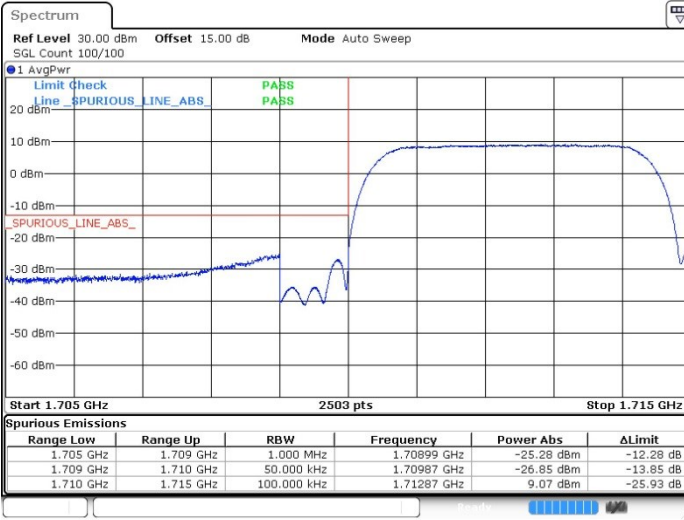
Date: 3 MAY 2018 15:28:50



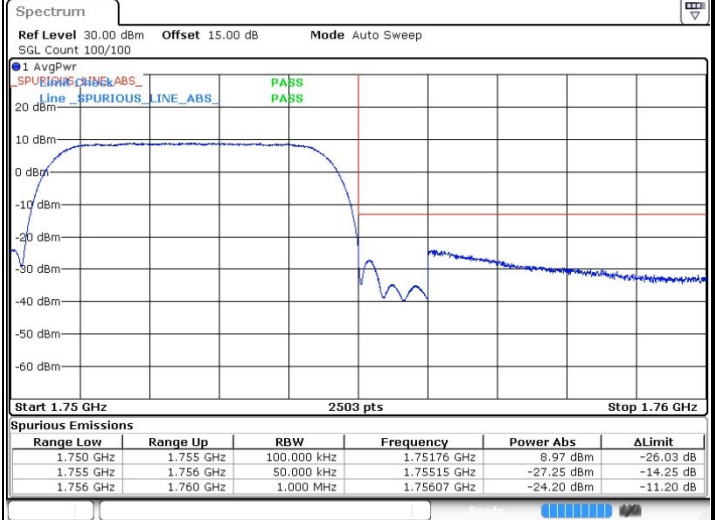
WCDMA Band IV (RMC 12.2Kbps)

Lowest Band Edge

Highest Band Edge



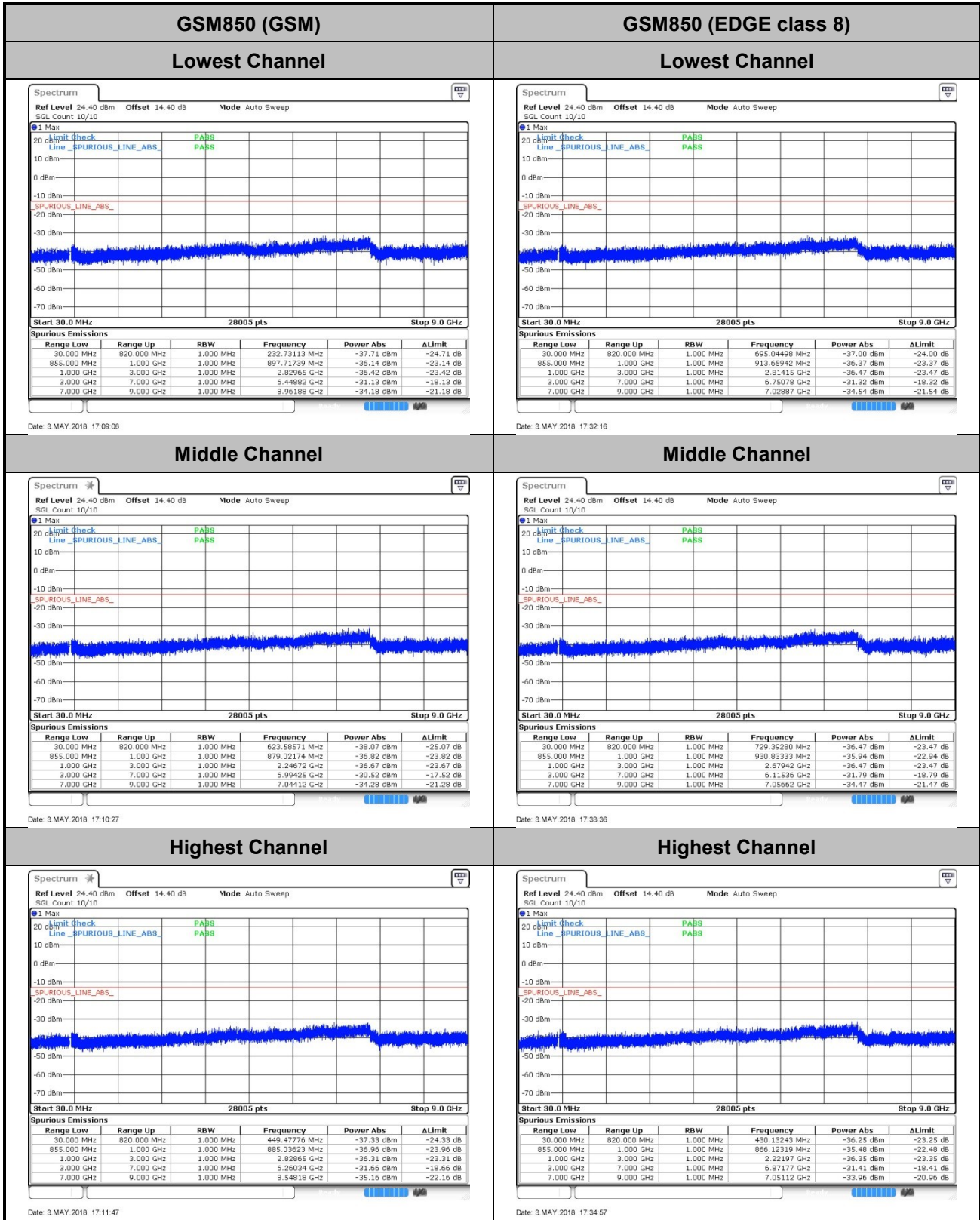
Date: 3 MAY 2018 15:47:23



Date: 3 MAY 2018 15:50:15



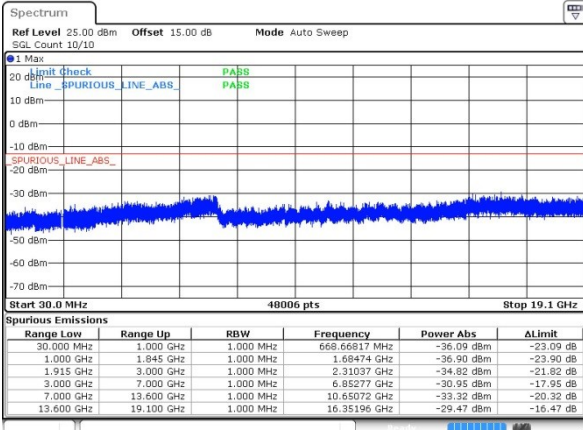
Conducted Spurious Emission





GSM1900 (GSM)

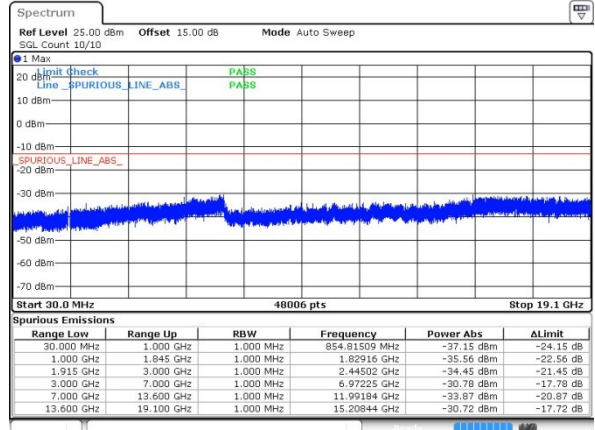
Lowest Channel



Date: 3 MAY 2018 16:13:34

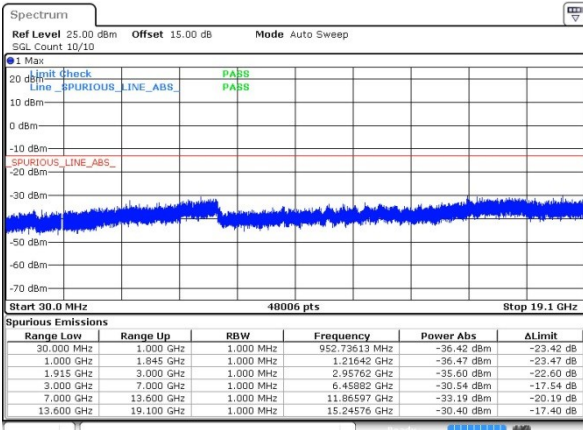
GSM1900 (EDGE class 8)

Lowest Channel



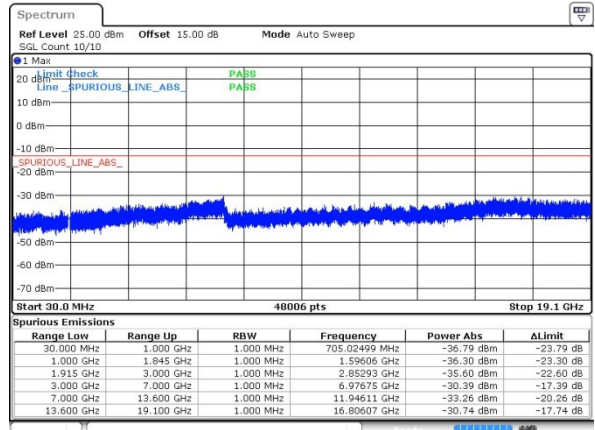
Date: 3 MAY 2018 16:42:22

Middle Channel



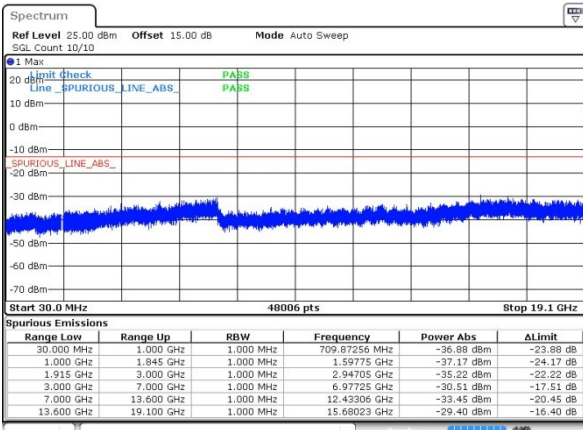
Date: 3 MAY 2018 16:14:57

Middle Channel



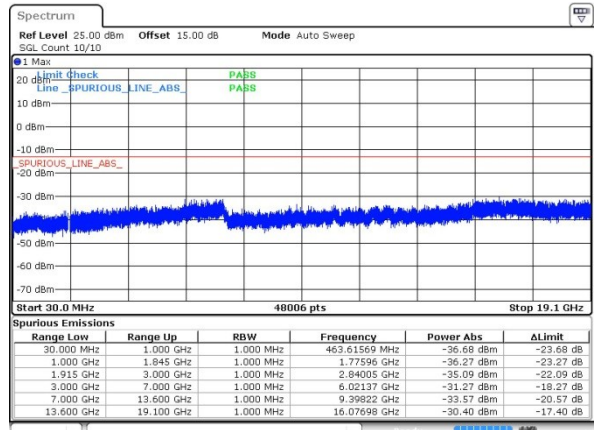
Date: 3 MAY 2018 16:44:49

Highest Channel



Date: 3 MAY 2018 16:16:20

Highest Channel

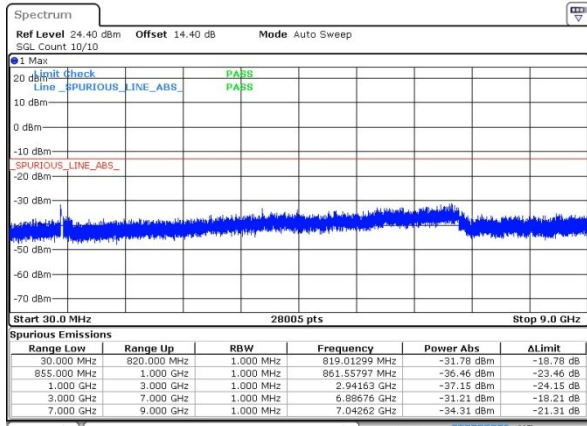


Date: 3 MAY 2018 16:46:10



WCDMA Band V (RMC 12.2Kbps)

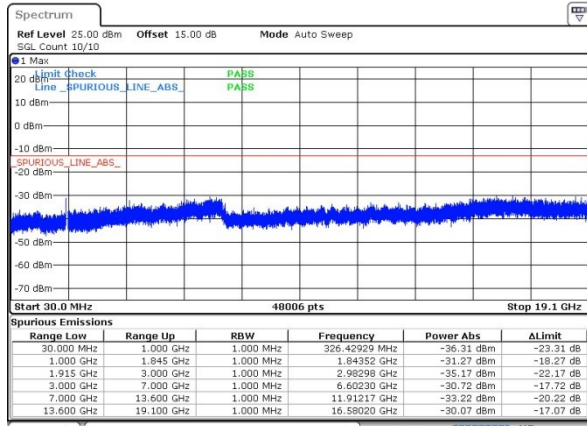
Lowest Channel



Date: 3 MAY 2018 15:04:12

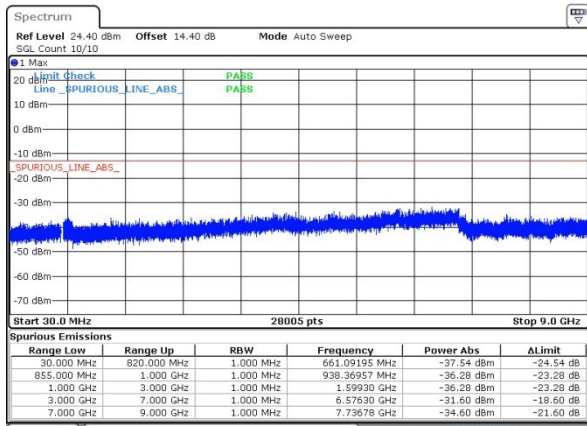
WCDMA Band II (RMC 12.2Kbps)

Lowest Channel



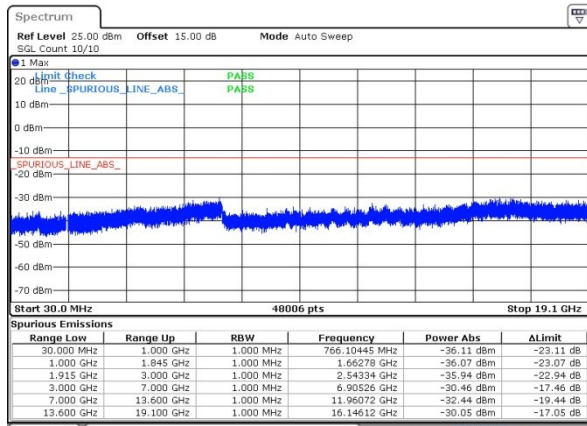
Date: 3 MAY 2018 15:30:31

Middle Channel



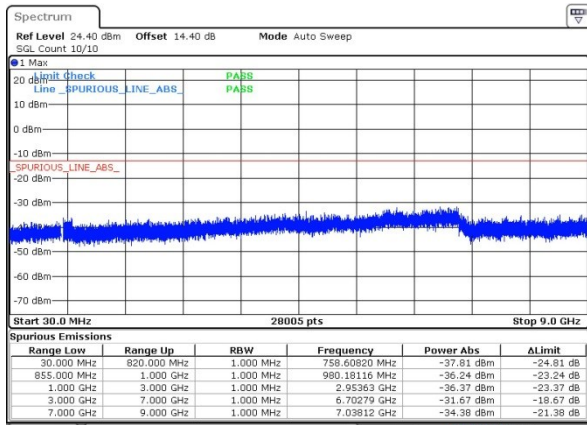
Date: 3 MAY 2018 15:06:05

Middle Channel



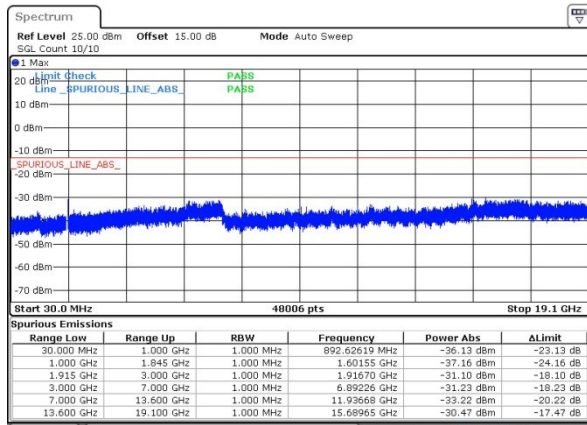
Date: 3 MAY 2018 15:31:54

Highest Channel



Date: 3 MAY 2018 15:07:27

Highest Channel

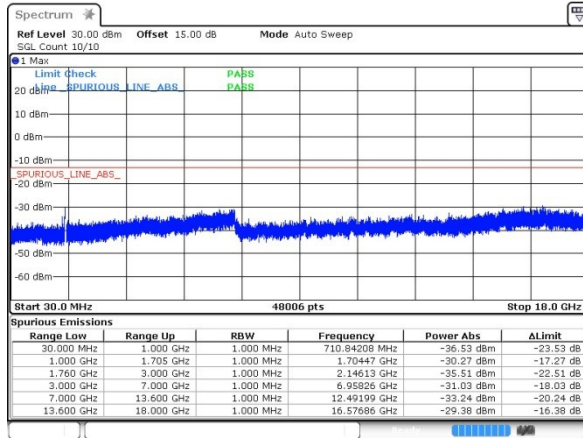


Date: 3 MAY 2018 15:33:19



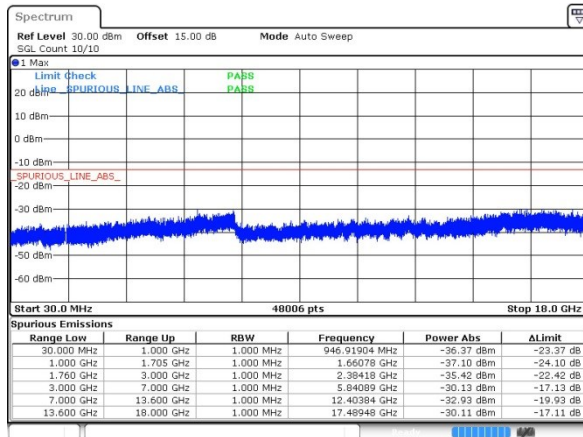
WCDMA Band IV (RMC 12.2Kbps)

Lowest Channel



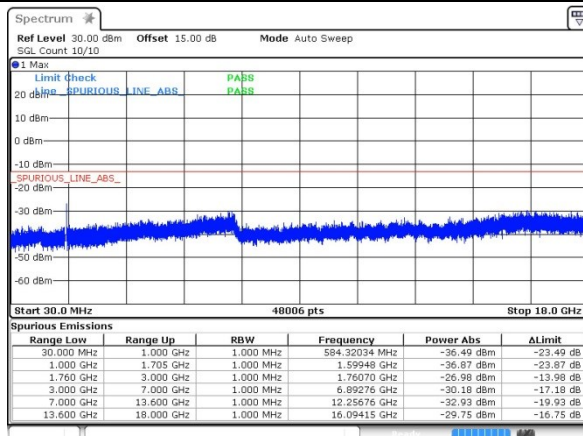
Date: 3 MAY 2018 15:52:13

Middle Channel



Date: 3 MAY 2018 15:53:40

Highest Channel



Date: 3 MAY 2018 15:55:45



Frequency Stability

Test Conditions	Middle Channel	GSM850 (GSM)	GSM850 (EDGE class 8)	Limit 2.5ppm
Temperature (°C)	Voltage (Volt)	Deviation (ppm)		Result
50	Normal Voltage	0.0502	0.0167	PASS
40	Normal Voltage	0.0024	0.0072	
30	Normal Voltage	0.0407	0.0323	
20(Ref.)	Normal Voltage	0.0000	0.0000	
10	Normal Voltage	0.0442	0.0167	
0	Normal Voltage	0.0132	0.0407	
-10	Normal Voltage	0.0143	0.0275	
-20	Normal Voltage	0.0383	0.0108	
-30	Normal Voltage	0.0060	0.0287	
20	Maximum Voltage	0.0418	0.0203	
20	Normal Voltage	0.0347	0.0084	
20	Battery End Point	0.0120	0.0179	

Note:

1. Normal Voltage = 3.8V. ; Battery End Point (BEP) =3.6 V. ; Maximum Voltage =4.1V



Test Conditions	Middle Channel	GSM1900 (GSM)	GSM1900 (EDGE class 8)	Limit Note 2.
Temperature (°C)	Voltage (Volt)	Deviation (ppm)		Result
50	Normal Voltage	0.0059	0.0037	PASS
40	Normal Voltage	0.0154	0.0165	
30	Normal Voltage	0.0191	0.0149	
20(Ref.)	Normal Voltage	0.0000	0.0000	
10	Normal Voltage	0.0165	0.0016	
0	Normal Voltage	0.0005	0.0170	
-10	Normal Voltage	0.0032	0.0191	
-20	Normal Voltage	0.0170	0.0005	
-30	Normal Voltage	0.0138	0.0191	
20	Maximum Voltage	0.0027	0.0117	
20	Normal Voltage	0.0149	0.0048	
20	Battery End Point	0.0186	0.0027	

Note:

1. Normal Voltage = 3.8V. ; Battery End Point (BEP) =3.6 V. ; Maximum Voltage =4.1V
2. The frequency fundamental emissions stay within the authorized frequency block based on the frequency deviation measured is small.



Test Conditions	Middle Channel	WCDMA Band V (RMC 12.2Kbps)	Limit 2.5ppm
Temperature (°C)	Voltage (Volt)	Deviation (ppm)	Result
50	Normal Voltage	0.0024	PASS
40	Normal Voltage	0.0155	
30	Normal Voltage	0.0132	
20(Ref.)	Normal Voltage	0.0000	
10	Normal Voltage	0.0024	
0	Normal Voltage	0.0036	
-10	Normal Voltage	0.0048	
-20	Normal Voltage	0.0048	
-30	Normal Voltage	0.0108	
20	Maximum Voltage	0.0179	
20	Normal Voltage	0.0012	
20	Battery End Point	0.0132	

Note:

1. Normal Voltage = 3.8V. ; Battery End Point (BEP) =3.6V. ; Maximum Voltage =4.1V



Test Conditions	Middle Channel	WCDMA Band II (RMC 12.2Kbps)	Limit Note 2.
Temperature (°C)	Voltage (Volt)	Deviation (ppm)	Result
50	Normal Voltage	0.0085	PASS
40	Normal Voltage	0.0080	
30	Normal Voltage	0.0074	
20(Ref.)	Normal Voltage	0.0000	
10	Normal Voltage	0.0016	
0	Normal Voltage	0.0059	
-10	Normal Voltage	0.0096	
-20	Normal Voltage	0.0053	
-30	Normal Voltage	0.0027	
20	Maximum Voltage	0.0005	
20	Normal Voltage	0.0000	
20	Battery End Point	0.0090	

Note:

1. Normal Voltage = 3.8V. ; Battery End Point (BEP) =3.6V. ; Maximum Voltage =4.1V



Test Conditions	Middle Channel	WCDMA Band IV (RMC 12.2Kbps)	Limit Note 2.
Temperature (°C)	Voltage (Volt)	Deviation (ppm)	Result
50	Normal Voltage	0.0110	PASS
40	Normal Voltage	0.0104	
30	Normal Voltage	0.0098	
20(Ref.)	Normal Voltage	0.0000	
10	Normal Voltage	0.0012	
0	Normal Voltage	0.0081	
-10	Normal Voltage	0.0006	
-20	Normal Voltage	0.0063	
-30	Normal Voltage	0.0035	
20	Maximum Voltage	0.0063	
20	Normal Voltage	0.0012	
20	Battery End Point	0.0104	

Note:

1. Normal Voltage = 3.8V. ; Battery End Point (BEP) =3.6V. ; Maximum Voltage =4.1V
2. The frequency fundamental emissions stay within the authorized frequency block based on the frequency deviation measured is small.



Appendix B. Test Results of Conducted Test

Radiated Spurious Emission

GSM850 (GSM)								
Channel	Frequency (MHz)	ERP (dBm)	Limit (dBm)	Over Limit (dB)	S.G. Power (dBm)	TX Cable loss (dB)	TX Antenna Gain (dBi)	Polarization (H/V)
Middle	1672	-49.09	-13	-36.09	-51.00	1.14	5.20	H
	2510	-37.34	-13	-24.34	-39.97	1.12	5.90	H
	3345	-62.17	-13	-49.17	-65.38	1.34	6.70	H
	4182	-43.32	-13	-30.32	-46.78	1.59	7.20	H
	1672	-47.95	-13	-34.95	-49.86	1.14	5.20	V
	2510	-44.31	-13	-31.31	-46.94	1.12	5.90	V
	3345	-62.69	-13	-49.69	-65.90	1.34	6.70	V
	4182	-42.91	-13	-29.91	-46.37	1.59	7.20	V

Remark: Spurious emissions within 30-1000MHz were found more than 20dB below limit line.

GSM850 (EDGE class 8)								
Channel	Frequency (MHz)	ERP (dBm)	Limit (dBm)	Over Limit (dB)	S.G. Power (dBm)	TX Cable loss (dB)	TX Antenna Gain (dBi)	Polarization (H/V)
Middle	1672	-56.79	-13	-43.79	-58.70	1.14	5.20	H
	2510	-57.82	-13	-44.82	-60.45	1.12	5.90	H
	3345	-64.43	-13	-51.43	-67.64	1.34	6.70	H
	1672	-56.03	-13	-43.03	-57.94	1.14	5.20	V
	2510	-63.38	-13	-50.38	-66.01	1.12	5.90	V
	3345	-64.53	-13	-51.53	-67.74	1.34	6.70	V

Remark: Spurious emissions within 30-1000MHz were found more than 20dB below limit line.



GSM1900 (GSM)								
Channel	Frequency (MHz)	EIRP (dBm)	Limit (dBm)	Over Limit (dB)	S.G. Power (dBm)	TX Cable loss (dB)	TX Antenna Gain (dBi)	Polarization (H/V)
Middle	3759	-52.41	-13	-39.41	-57.58	1.83	7.00	H
	5640	-59.35	-13	-46.35	-66.97	2.18	9.80	H
	7521	-53.10	-13	-40.10	-62.77	2.53	12.20	H
	3759	-53.48	-13	-40.48	-58.65	1.83	7.00	V
	5640	-59.61	-13	-46.61	-67.23	2.18	9.80	V
	7521	-52.69	-13	-39.69	-62.36	2.53	12.20	V

Remark: Spurious emissions within 30-1000MHz were found more than 20dB below limit line.

GSM1900 (EDGE class 8)								
Channel	Frequency (MHz)	EIRP (dBm)	Limit (dBm)	Over Limit (dB)	S.G. Power (dBm)	TX Cable loss (dB)	TX Antenna Gain (dBi)	Polarization (H/V)
Middle	3759	-62.91	-13	-49.91	-68.08	1.83	7.00	H
	5640	-59.26	-13	-46.26	-66.88	2.18	9.80	H
	7521	-52.93	-13	-39.93	-62.60	2.53	12.20	H
	3759	-60.03	-13	-47.03	-65.20	1.83	7.00	V
	5640	-59.67	-13	-46.67	-67.29	2.18	9.80	V
	7521	-53.34	-13	-40.34	-63.01	2.53	12.20	V

Remark: Spurious emissions within 30-1000MHz were found more than 20dB below limit line.



WCDMA Band V(RMC 12.2Kbps)								
Channel	Frequency (MHz)	ERP (dBm)	Limit (dBm)	Over Limit (dB)	S.G. Power (dBm)	TX Cable loss (dB)	TX Antenna Gain (dBi)	Polarization (H/V)
Middle	1672	-66.48	-13	-53.48	-68.39	1.14	5.20	H
	2510	-64.23	-13	-51.23	-66.86	1.12	5.90	H
	3345	-64.32	-13	-51.32	-67.53	1.34	6.70	H
	1672	-66.16	-13	-53.16	-68.07	1.14	5.20	V
	2510	-64.88	-13	-51.88	-67.51	1.12	5.90	V
	3345	-64.70	-13	-51.70	-67.91	1.34	6.70	V

Remark: Spurious emissions within 30-1000MHz were found more than 20dB below limit line.

WCDMA Band II(RMC 12.2Kbps)								
Channel	Frequency (MHz)	EIRP (dBm)	Limit (dBm)	Over Limit (dB)	S.G. Power (dBm)	TX Cable loss (dB)	TX Antenna Gain (dBi)	Polarization (H/V)
Middle	3759	-62.76	-13	-49.76	-67.93	1.83	7.00	H
	5640	-59.32	-13	-46.32	-66.94	2.18	9.80	H
	7521	-52.91	-13	-39.91	-62.58	2.53	12.20	H
	3759	-62.97	-13	-49.97	-68.14	1.83	7.00	V
	5640	-59.44	-13	-46.44	-67.06	2.18	9.80	V
	7521	-53.26	-13	-40.26	-62.93	2.53	12.20	V

Remark: Spurious emissions within 30-1000MHz were found more than 20dB below limit line.

WCDMA Band IV(RMC 12.2Kbps)								
Channel	Frequency (MHz)	EIRP (dBm)	Limit (dBm)	Over Limit (dB)	S.G. Power (dBm)	TX Cable loss (dB)	TX Antenna Gain (dBi)	Polarization (H/V)
Middle	3465	-64.29	-13	-51.29	-69.43	1.81	6.95	H
	5196	-59.63	-13	-46.63	-66.70	2.23	9.30	H
	6930	-55.99	-13	-42.99	-64.27	2.60	10.88	H
	3465	-64.77	-13	-51.77	-69.91	1.81	6.95	V
	5196	-60.28	-13	-47.28	-67.35	2.23	9.30	V
	6930	-56.77	-13	-43.77	-65.05	2.6	10.88	V

Remark: Spurious emissions within 30-1000MHz were found more than 20dB below limit line.