

## Appendix D. Setup Photographs

<Conducted Emission>


Mode 1




<Radiated Emission>

Z Plane for 802.11b/g

LF




HF



Y Plane for 802.11n HT20

LF



HF

