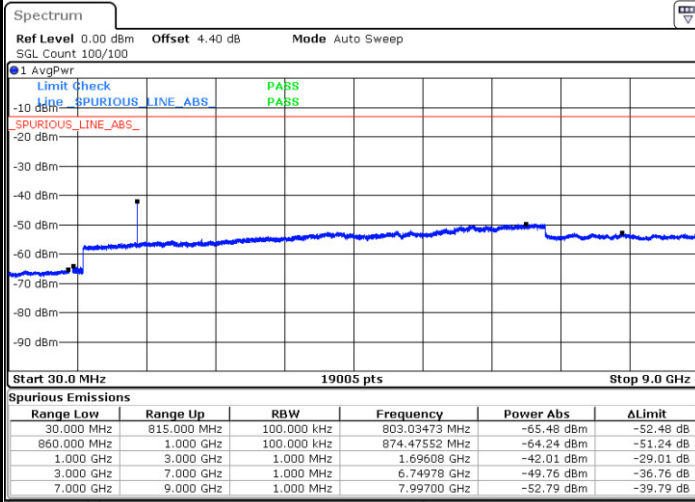




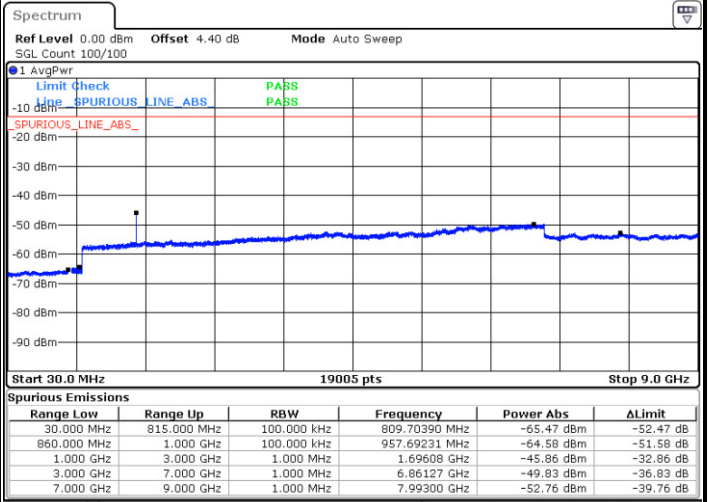
LTE Band 5 / 1.4MHz

Highest Channel / QPSK



Date: 5 DEC.2017 19:18:33

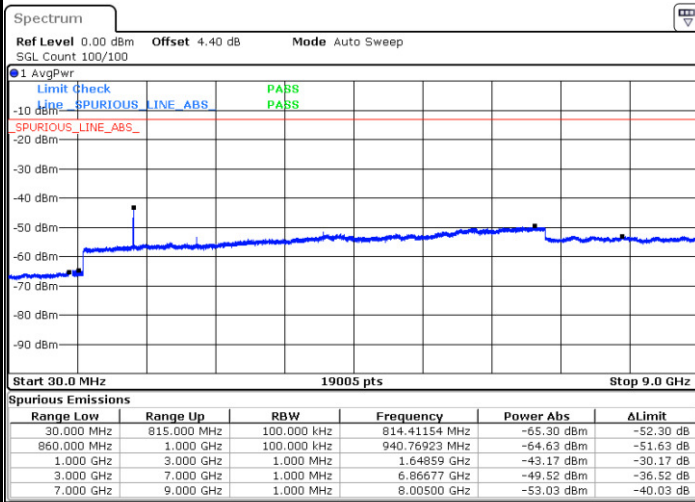
Highest Channel / 16QAM



Date: 5 DEC.2017 19:19:28

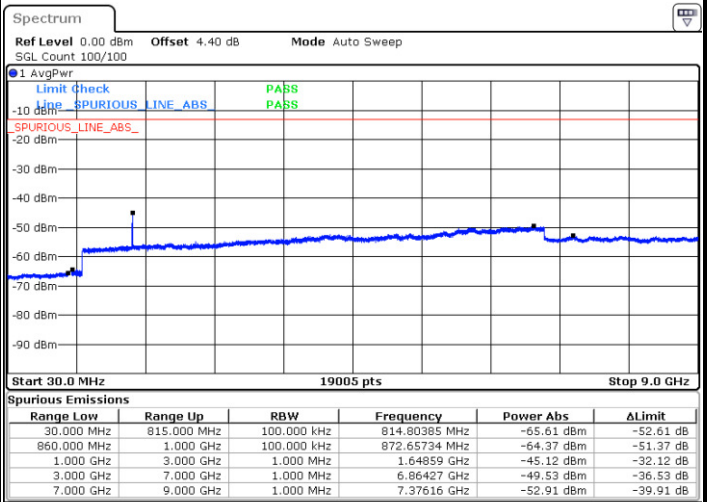
LTE Band 5 / 3MHz

Lowest Channel / QPSK



Date: 5 DEC.2017 19:27:39

Lowest Channel / 16QAM



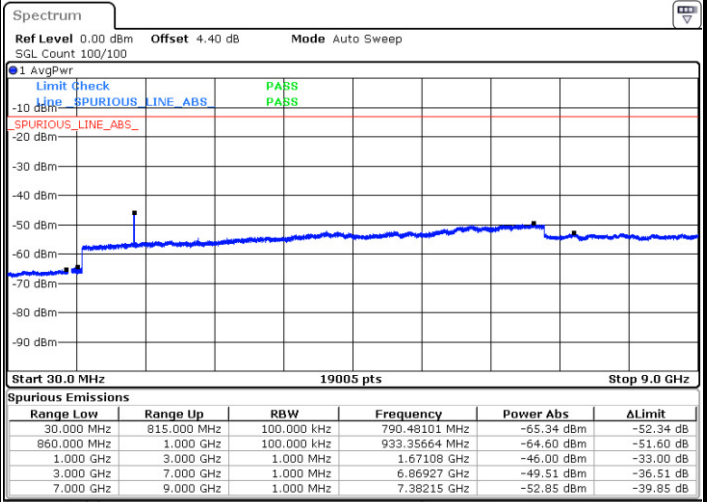
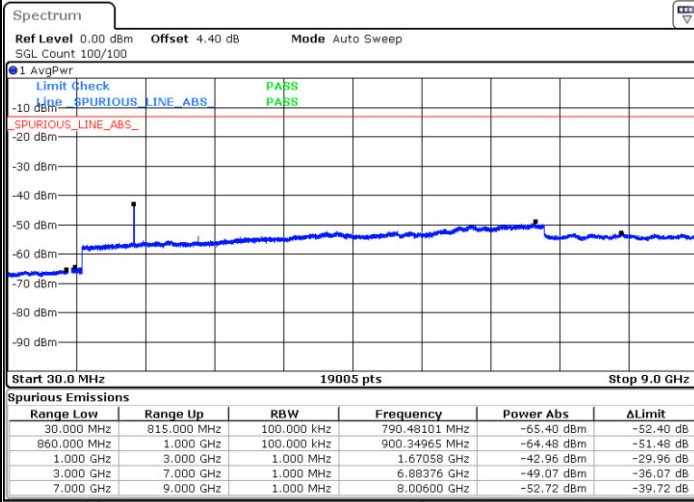
Date: 5 DEC.2017 19:28:35



LTE Band 5 / 3MHz

Middle Channel / QPSK

Middle Channel / 16QAM

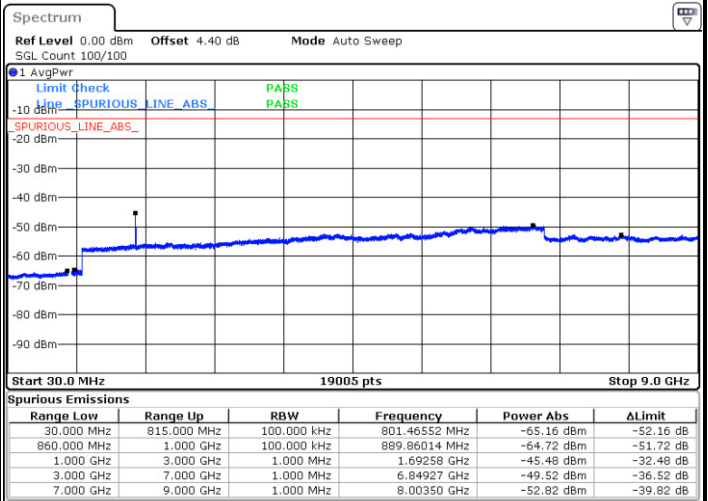
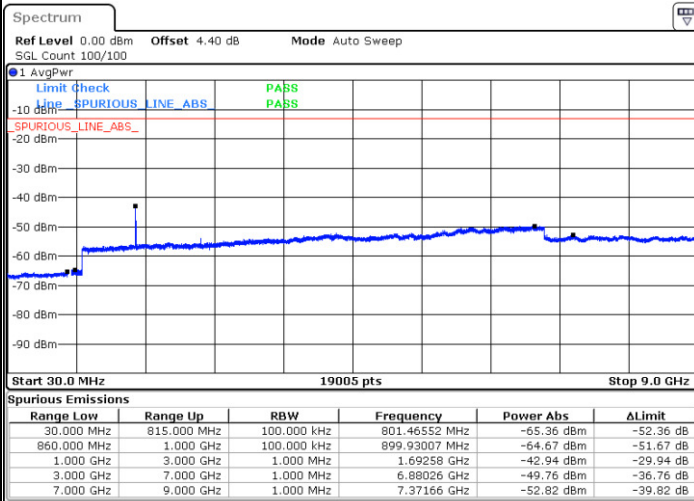


Date: 5 DEC.2017 19:30:13

Date: 5 DEC.2017 19:31:09

Highest Channel / QPSK

Highest Channel / 16QAM



Date: 5 DEC.2017 19:39:21

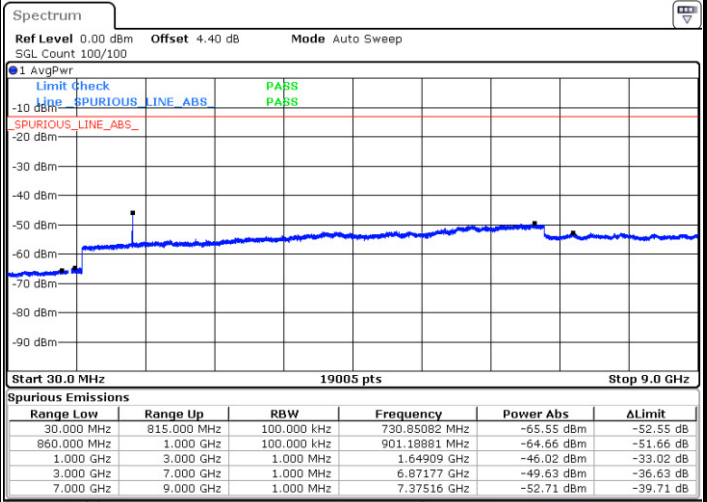
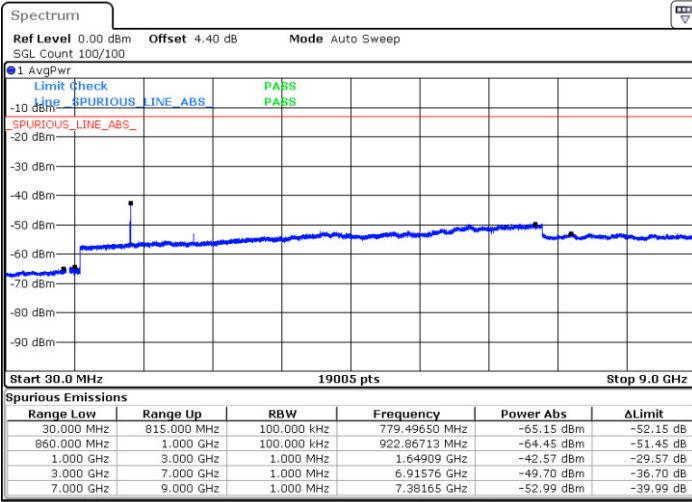
Date: 5 DEC.2017 19:40:16



LTE Band 5 / 5MHz

Lowest Channel / QPSK

Lowest Channel / 16QAM

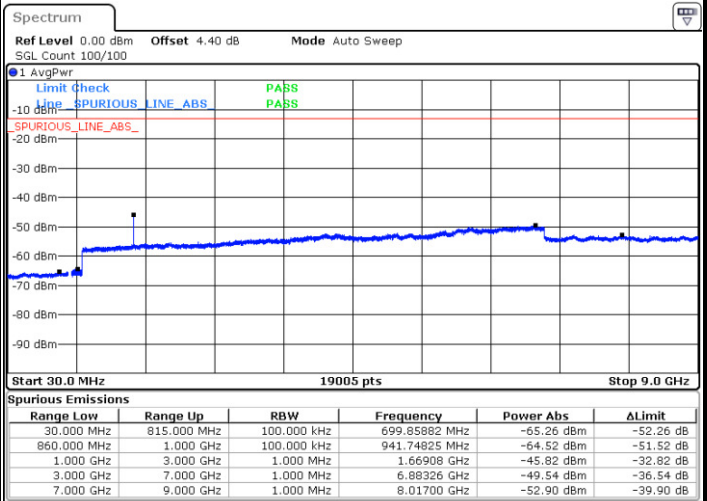
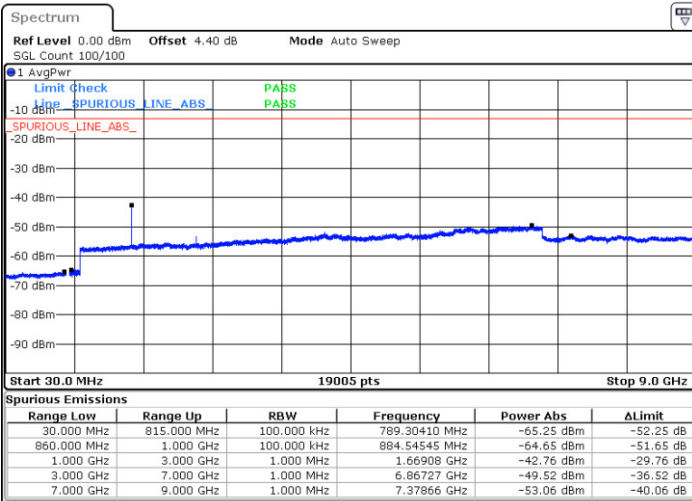


Date: 5 DEC.2017 19:48:28

Date: 5 DEC.2017 19:49:24

Middle Channel / QPSK

Middle Channel / 16QAM



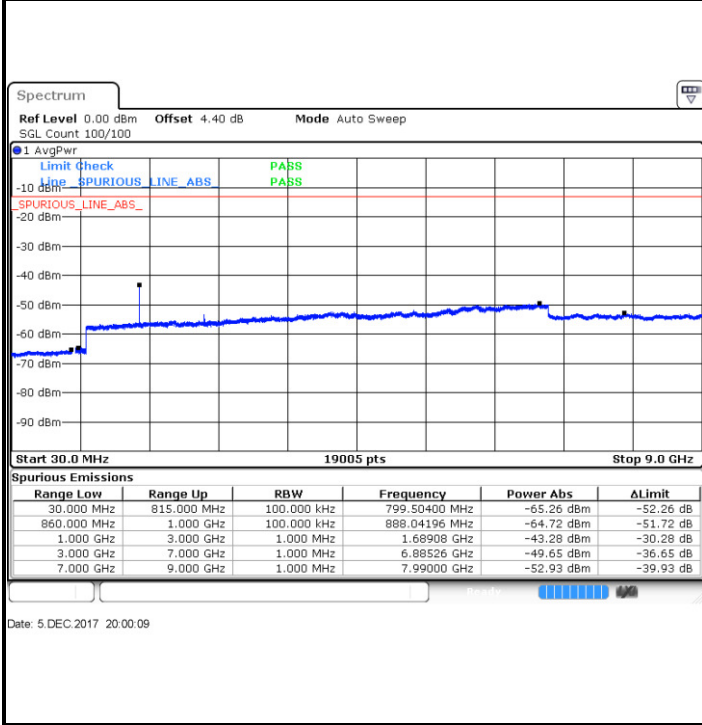
Date: 5 DEC.2017 19:51:02

Date: 5 DEC.2017 19:51:58

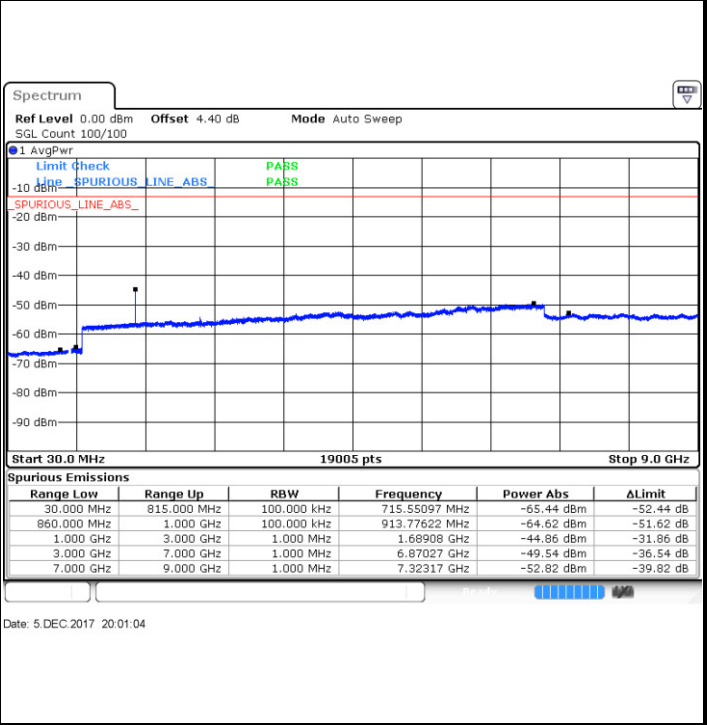


LTE Band 5 / 5MHz

Highest Channel / QPSK

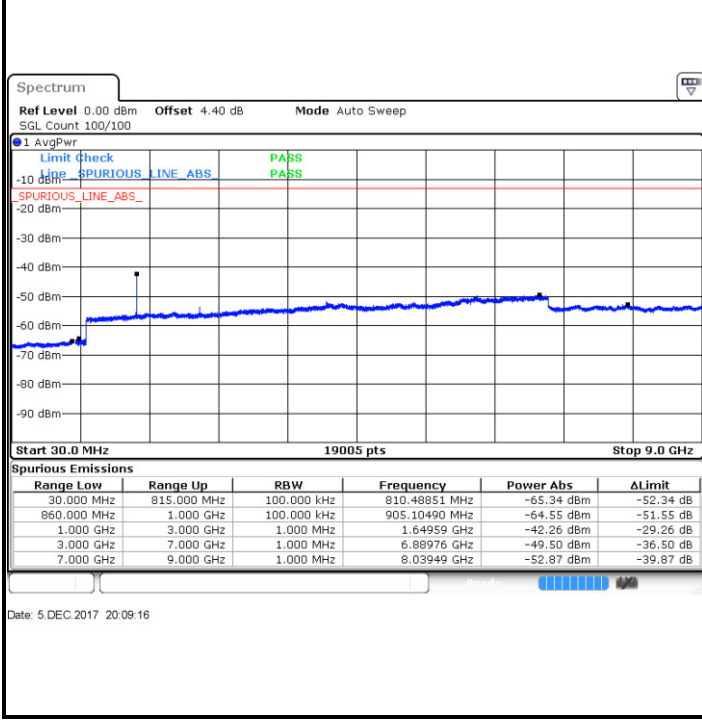


Highest Channel / 16QAM

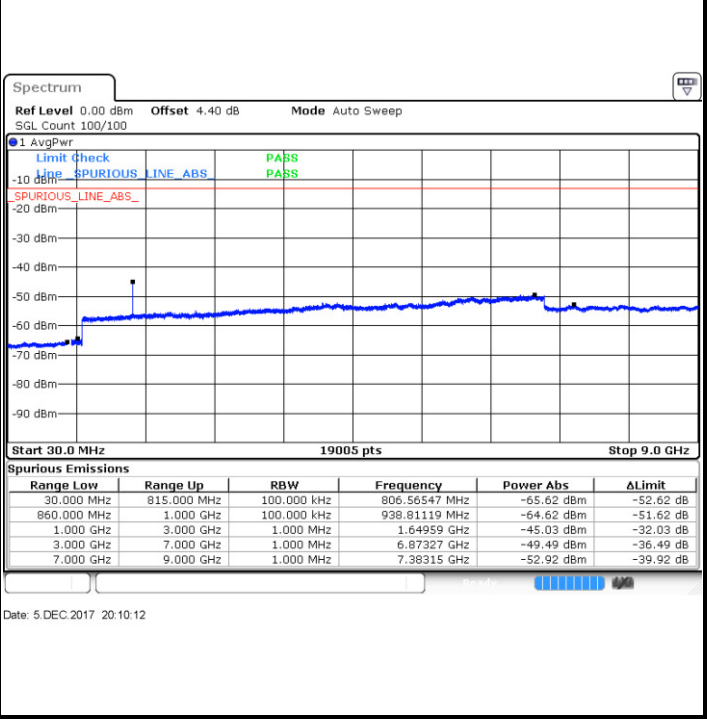


LTE Band 5 / 10MHz

Lowest Channel / QPSK



Lowest Channel / 16QAM

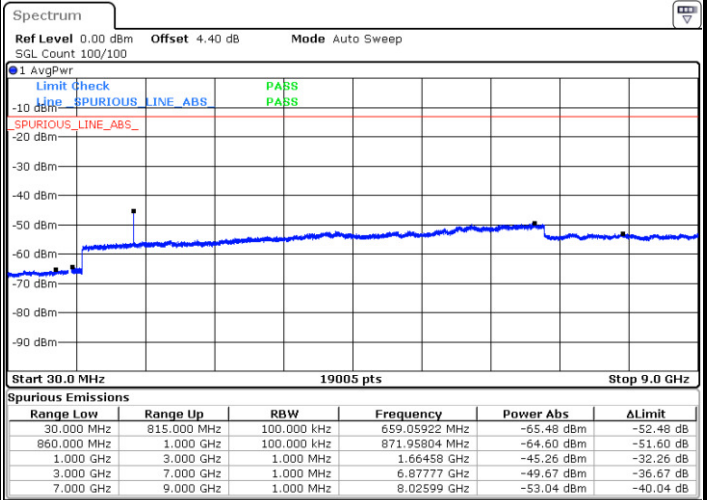
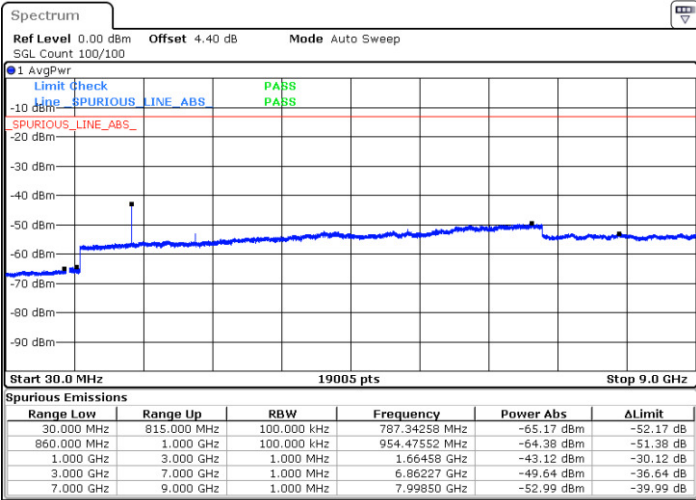




LTE Band 5 / 10MHz

Middle Channel / QPSK

Middle Channel / 16QAM

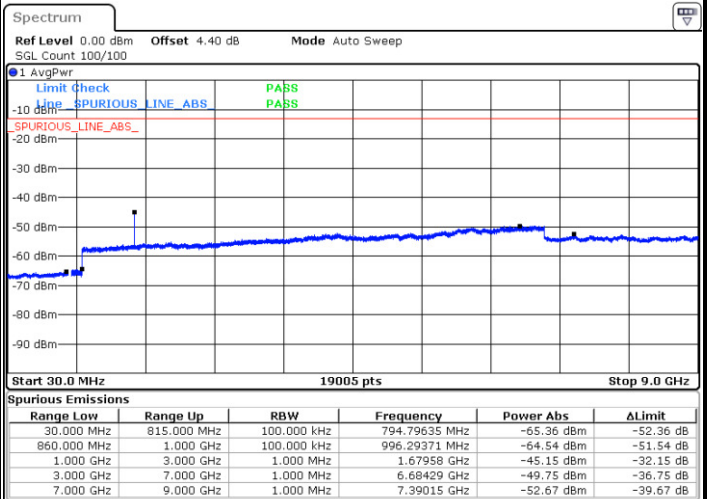
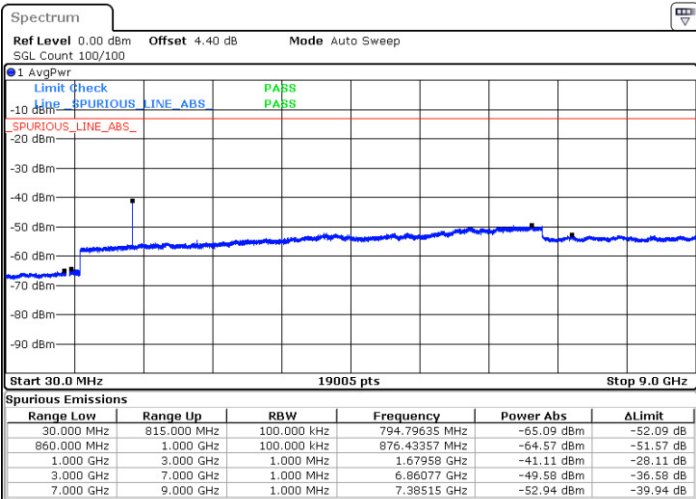


Date: 5 DEC.2017 20:11:51

Date: 5 DEC.2017 20:12:47

Highest Channel / QPSK

Highest Channel / 16QAM



Date: 5 DEC.2017 20:20:59

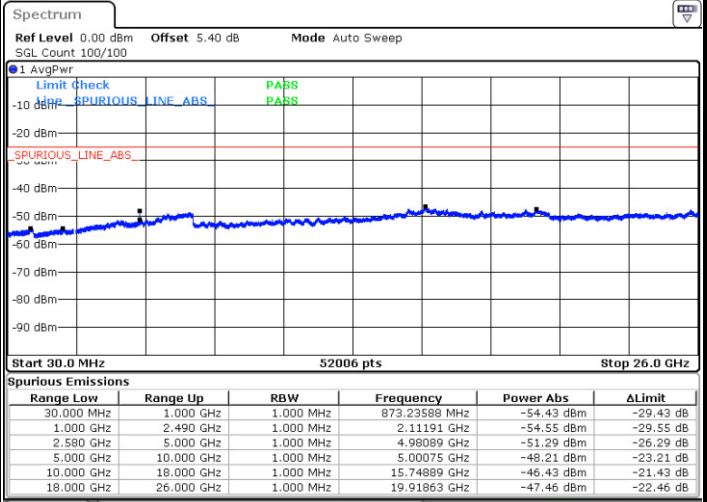
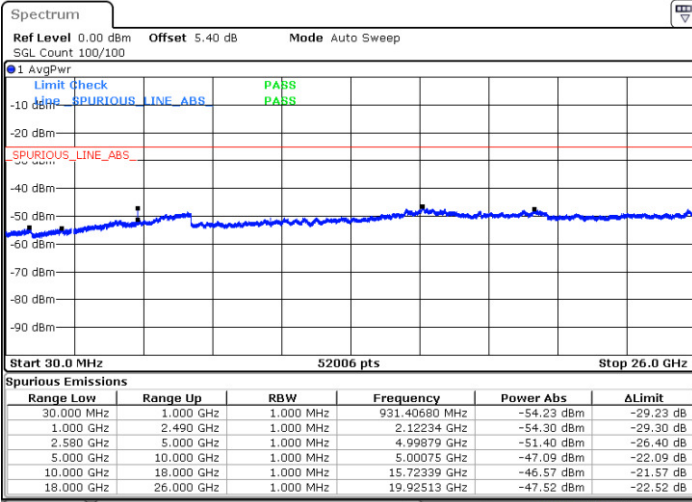
Date: 5 DEC.2017 20:21:55



LTE Band 7 / 5MHz

Lowest Channel / QPSK

Lowest Channel / 16QAM

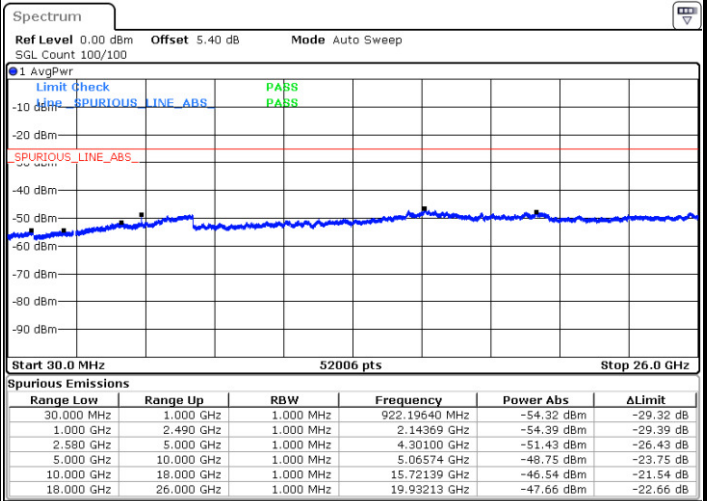
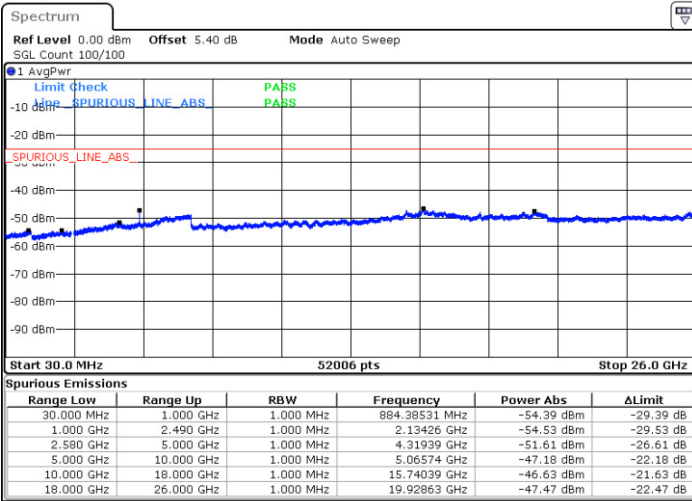


Date: 5 DEC.2017 17:18:20

Date: 5 DEC.2017 17:19:14

Middle Channel / QPSK

Middle Channel / 16QAM



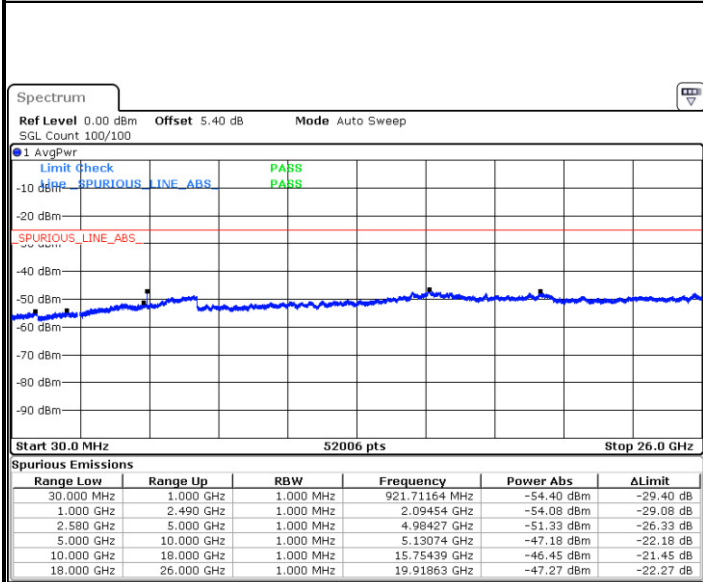
Date: 5 DEC.2017 17:21:04

Date: 5 DEC.2017 17:20:09



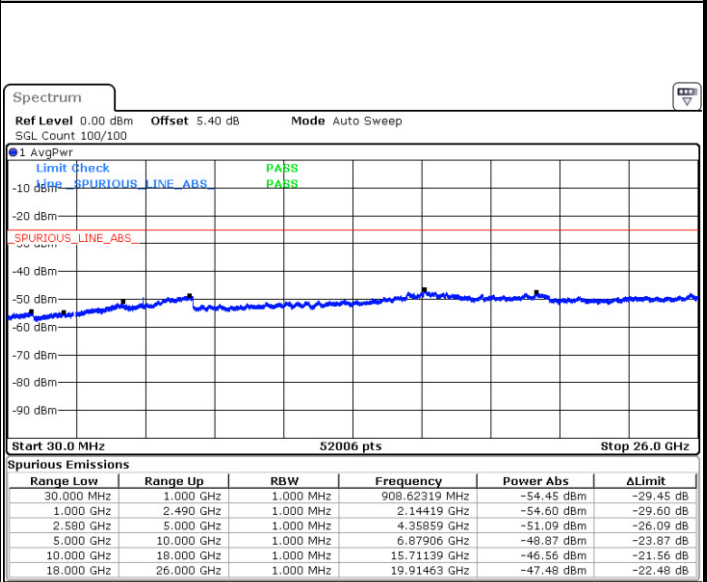
LTE Band 7 / 5MHz

Highest Channel / QPSK



Date: 5 DEC.2017 17:21:58

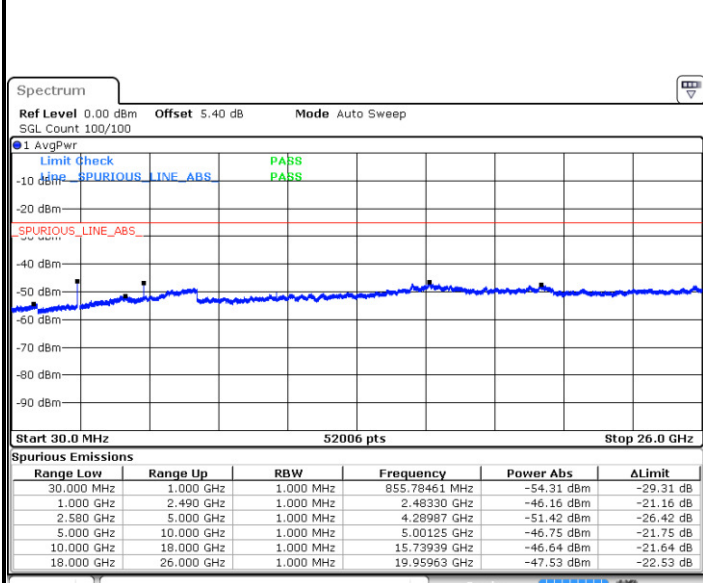
Highest Channel / 16QAM



Date: 5 DEC.2017 17:22:53

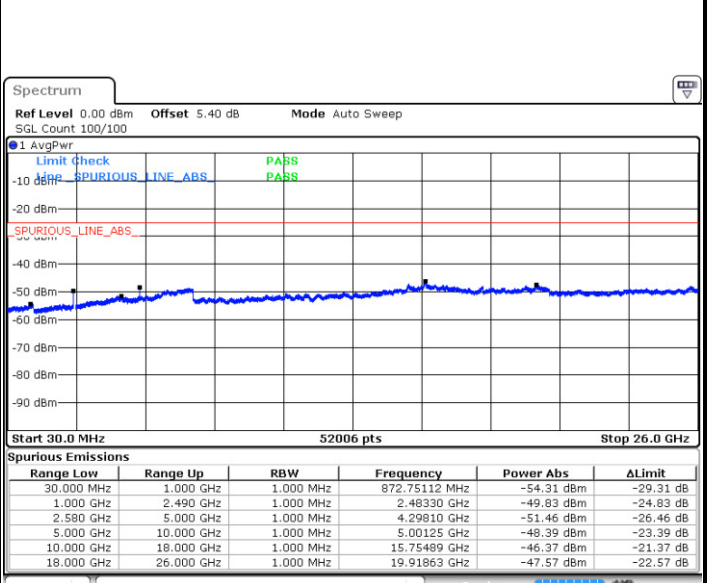
LTE Band 7 / 10MHz

Lowest Channel / QPSK



Date: 5 DEC.2017 17:35:06

Lowest Channel / 16QAM



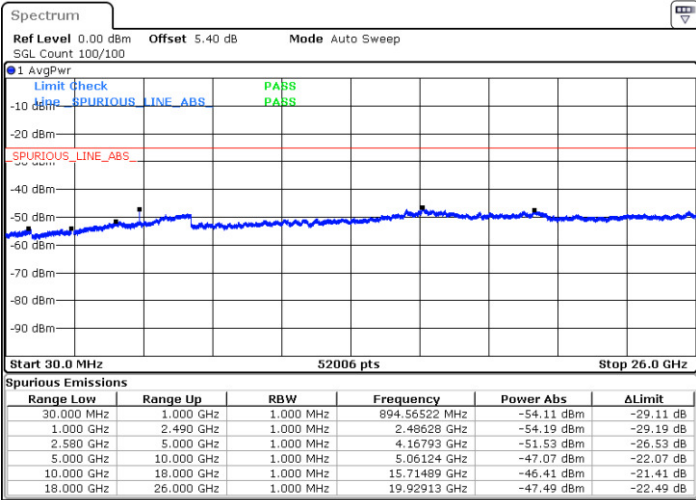
Date: 5 DEC.2017 17:36:01



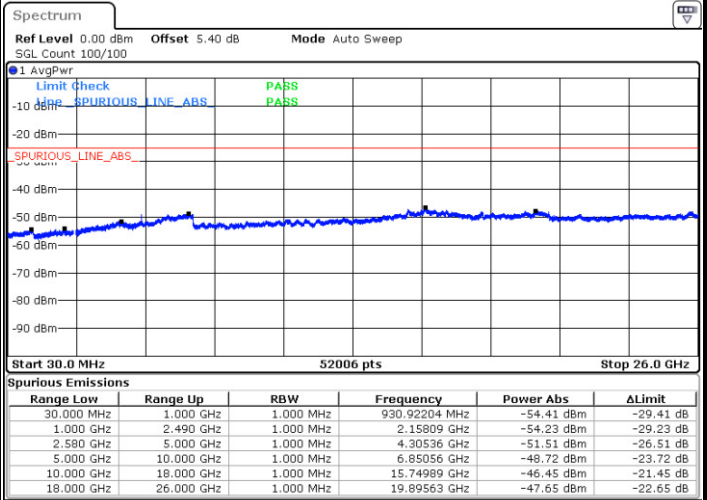
LTE Band 7 / 10MHz

Middle Channel / QPSK

Middle Channel / 16QAM



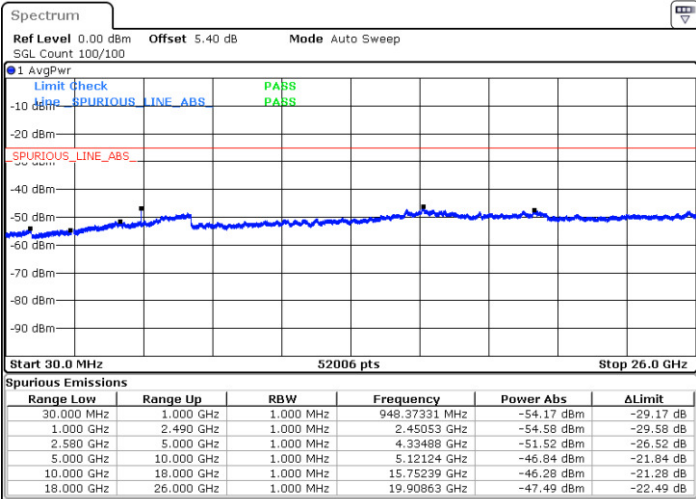
Date: 5 DEC.2017 17:37:51



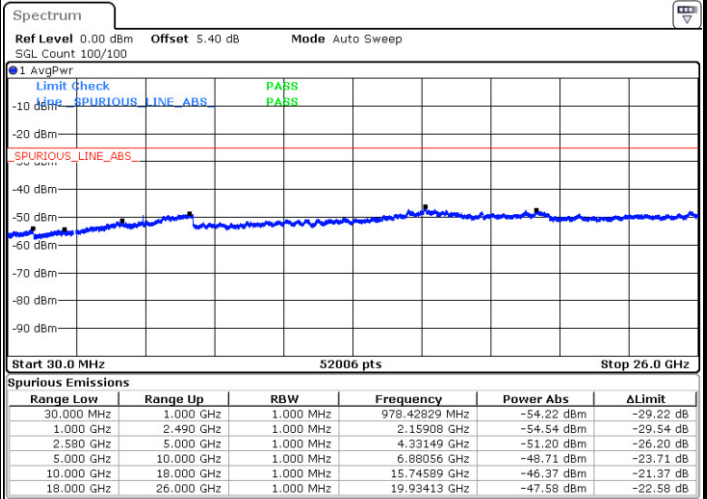
Date: 5 DEC.2017 17:36:56

Highest Channel / QPSK

Highest Channel / 16QAM



Date: 5 DEC.2017 17:38:46



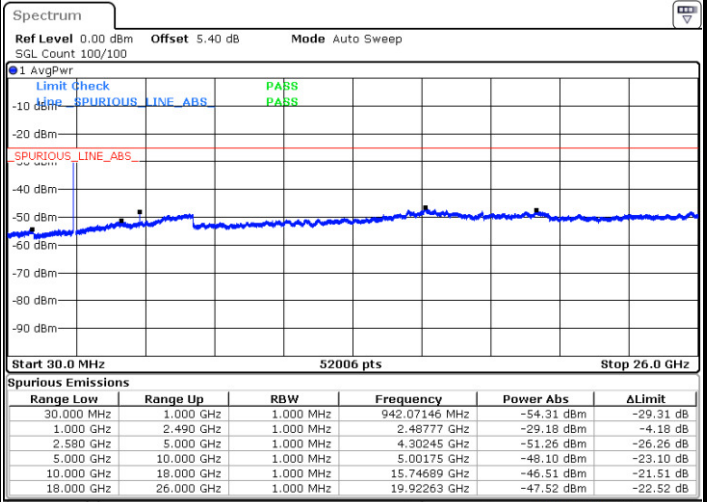
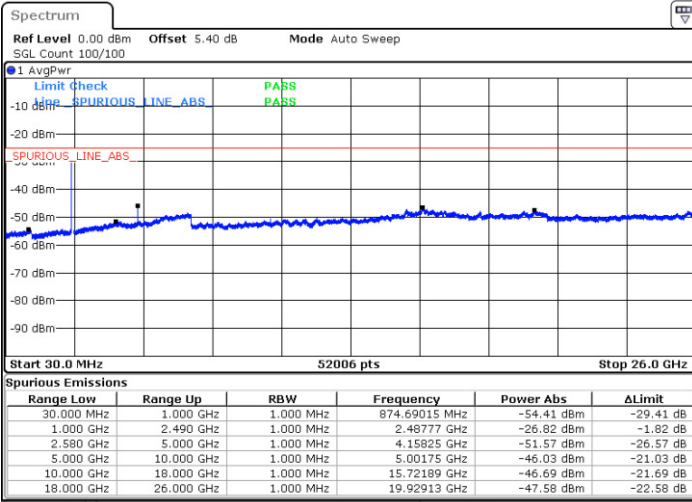
Date: 5 DEC.2017 17:39:41



LTE Band 7 / 15MHz

Lowest Channel / QPSK

Lowest Channel / 16QAM

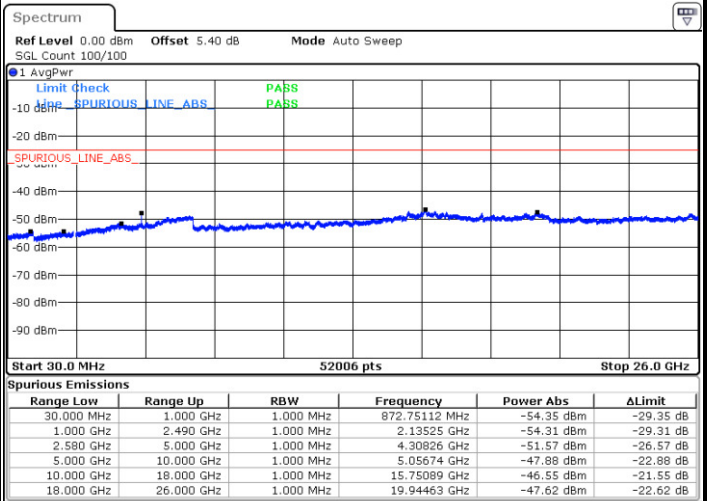
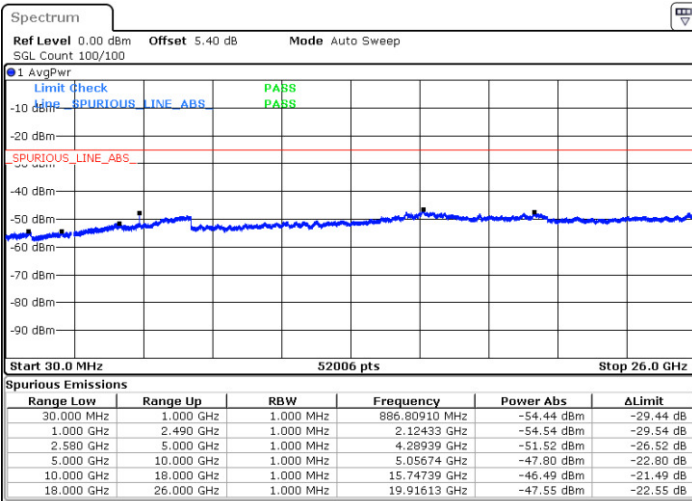


Date: 5 DEC.2017 17:51:52

Date: 5 DEC.2017 17:52:46

Middle Channel / QPSK

Middle Channel / 16QAM



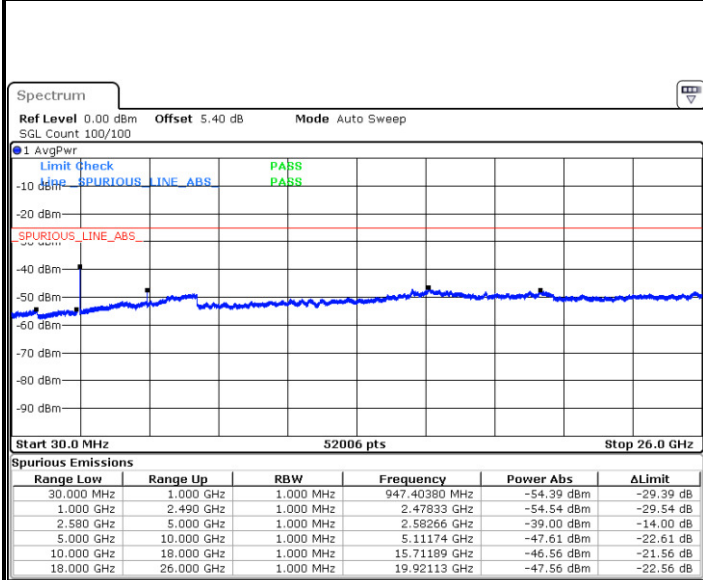
Date: 5 DEC.2017 17:54:36

Date: 5 DEC.2017 17:53:41



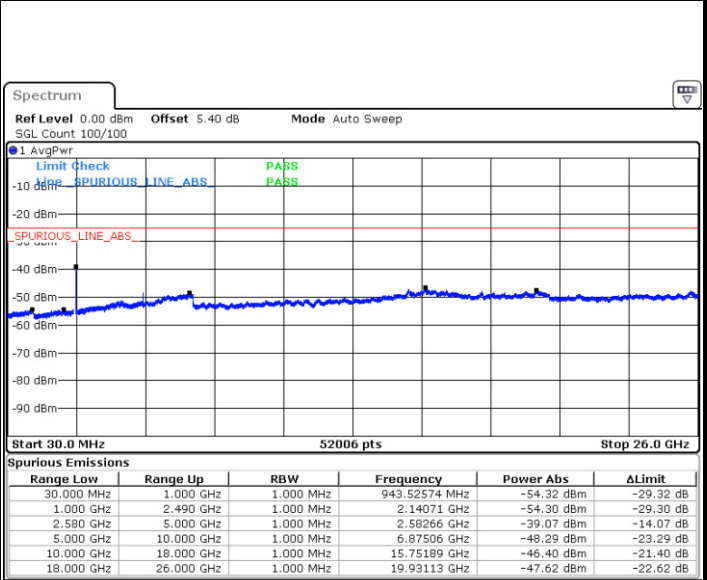
LTE Band7 / 15MHz

Highest Channel / QPSK



Date: 5 DEC.2017 17:55:31

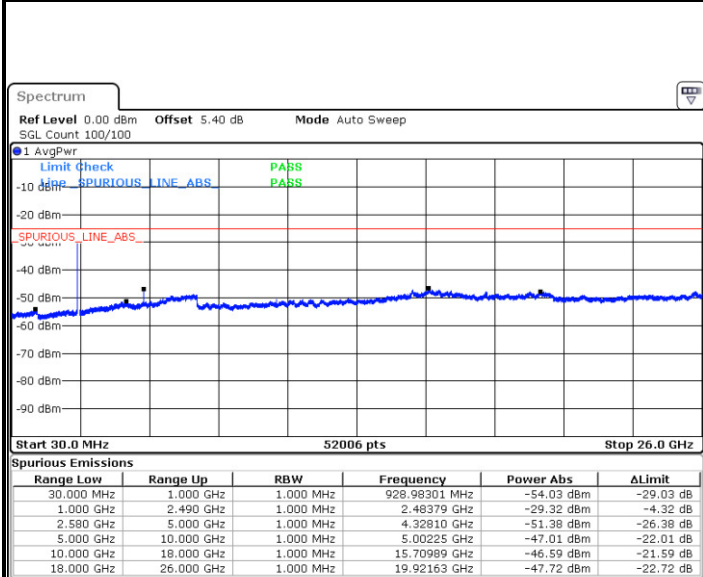
Highest Channel / 16QAM



Date: 5 DEC.2017 17:56:26

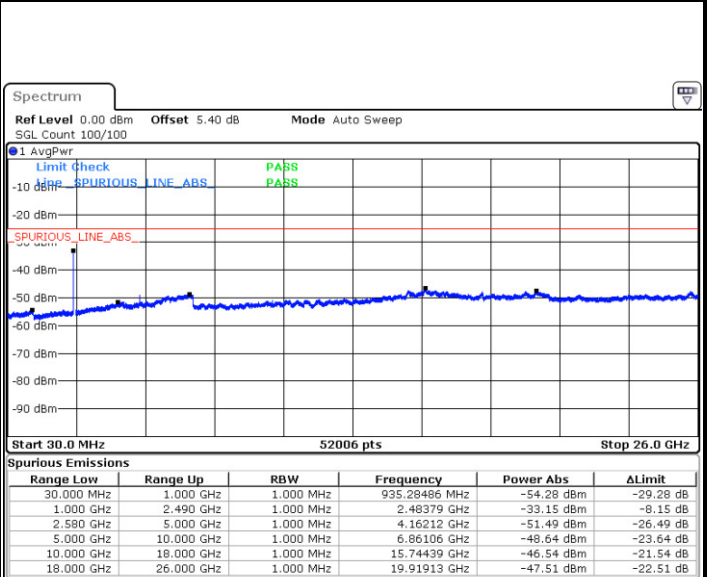
LTE Band 7 / 20MHz

Lowest Channel / QPSK



Date: 5 DEC.2017 18:33:33

Lowest Channel / 16QAM

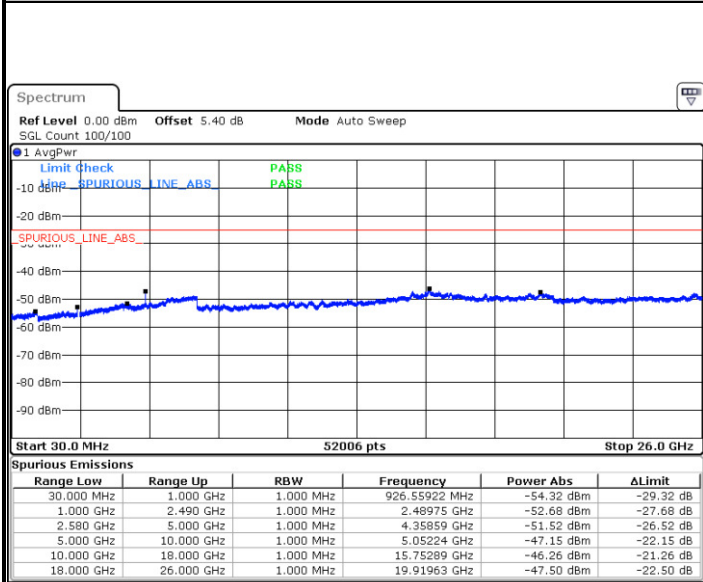


Date: 5 DEC.2017 18:34:28



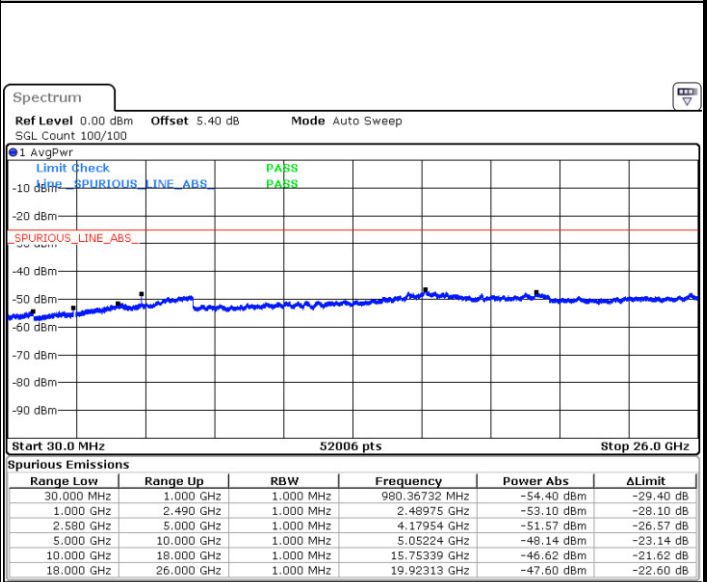
LTE Band 7 / 20MHz

Middle Channel / QPSK



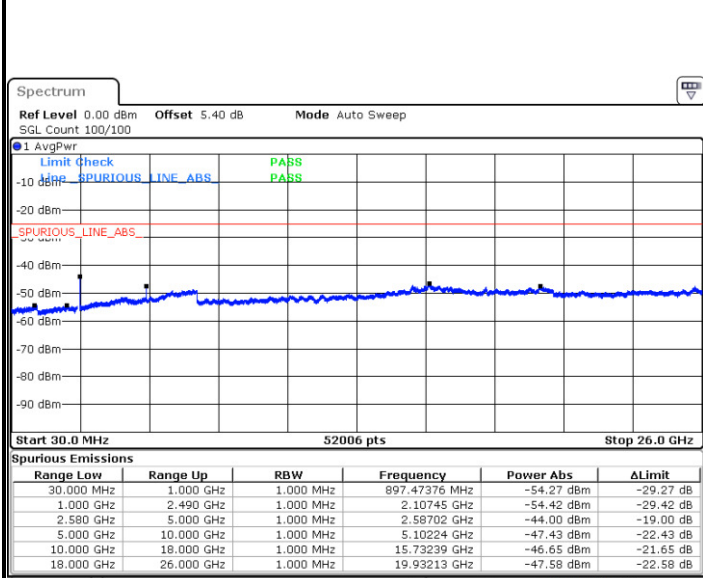
Date: 5 DEC.2017 18:36:18

Middle Channel / 16QAM



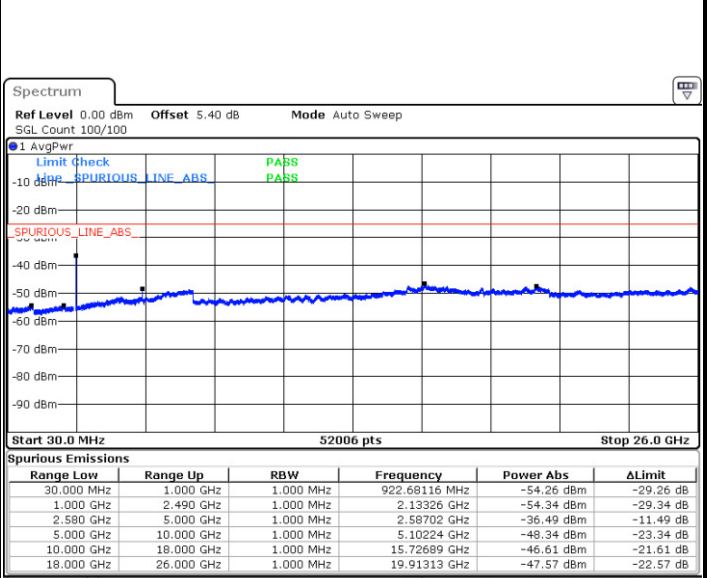
Date: 5 DEC.2017 18:35:23

Highest Channel / QPSK



Date: 5 DEC.2017 18:37:12

Highest Channel / 16QAM



Date: 5 DEC.2017 18:38:07



Frequency Stability

Test Conditions		LTE Band 2 (QPSK) / Middle Channel	Limit
Temperature (°C)	Voltage (Volt)	BW 10MHz	Note 2.
		Deviation (ppm)	Result
50	Normal Voltage	0.0013	PASS
40	Normal Voltage	0.0005	
30	Normal Voltage	0.0014	
20(Ref.)	Normal Voltage	0.0000	
10	Normal Voltage	0.0011	
0	Normal Voltage	0.0009	
-10	Normal Voltage	0.0007	
-20	Normal Voltage	0.0009	
-30	Normal Voltage	0.0002	
20	Maximum Voltage	0.0015	
20	Normal Voltage	0.0009	
20	Battery End Point	0.0006	

Note:

1. Normal Voltage =3.8 V. ; Battery End Point (BEP) =3.6 V. ; Maximum Voltage =4.4 V.
2. Note: The frequency fundamental emissions stay within the authorized frequency block.



Test Conditions		LTE Band 4 (QPSK) / Middle Channel	Limit
Temperature (°C)	Voltage (Volt)	BW 10MHz	Note 2.
		Deviation (ppm)	Result
50	Normal Voltage	0.0013	PASS
40	Normal Voltage	0.0009	
30	Normal Voltage	0.0002	
20(Ref.)	Normal Voltage	0.0000	
10	Normal Voltage	0.0003	
0	Normal Voltage	0.0012	
-10	Normal Voltage	0.0018	
-20	Normal Voltage	0.0001	
-30	Normal Voltage	0.0014	
20	Maximum Voltage	0.0016	
20	Normal Voltage	0.0006	
20	Battery End Point	0.0012	

Note:

1. Normal Voltage =3.8 V. ; Battery End Point (BEP) =3.6 V. ; Maximum Voltage =4.4 V.
2. Note: The frequency fundamental emissions stay within the authorized frequency block.



Test Conditions		LTE Band 5 (QPSK) / Middle Channel	Limit
Temperature (°C)	Voltage (Volt)	BW 10MHz	2.5ppm
		Deviation (ppm)	Result
50	Normal Voltage	0.0016	PASS
40	Normal Voltage	0.0042	
30	Normal Voltage	0.0057	
20(Ref.)	Normal Voltage	0.0000	
10	Normal Voltage	0.0054	
0	Normal Voltage	0.0019	
-10	Normal Voltage	0.0049	
-20	Normal Voltage	0.0038	
-30	Normal Voltage	0.0012	
20	Maximum Voltage	0.0005	
20	Normal Voltage	0.0055	
20	Battery End Point	0.0030	

Note: Normal Voltage =3.8 V. ; Battery End Point (BEP) =3.6 V. ; Maximum Voltage =4.4 V.



Test Conditions		LTE Band 7 (QPSK) / Middle Channel	Limit
Temperature (°C)	Voltage (Volt)	BW 10MHz	Note 2.
		Deviation (ppm)	Result
50	Normal Voltage	0.0024	PASS
40	Normal Voltage	0.0035	
30	Normal Voltage	0.0014	
20(Ref.)	Normal Voltage	0.0000	
10	Normal Voltage	0.0009	
0	Normal Voltage	0.0002	
-10	Normal Voltage	0.0006	
-20	Normal Voltage	0.0000	
-30	Normal Voltage	0.0002	
20	Maximum Voltage	0.0026	
20	Normal Voltage	0.0029	
20	Battery End Point	0.0001	

Note:

1. Normal Voltage =3.8 V. ; Battery End Point (BEP) =3.6 V. ; Maximum Voltage =4.4 V.
2. Note: The frequency fundamental emissions stay within the authorized frequency block.



Appendix B. Test Results of Radiated Test

Radiated Spurious Emission

LTE Band 2 / 1.4MHz / QPSK / RB Size 1 Offset 0									
Channel	Frequency (MHz)	EIRP (dBm)	Limit (dBm)	Over Limit (dB)	SPA Reading (dBm)	S.G. Power (dBm)	TX Cable loss (dB)	TX Antenna Gain (dBi)	Polarization (H/V)
Middle	3759	-49.21	-13	-36.21	-57.21	-54.38	1.83	7.00	H
	5637	-52.23	-13	-39.23	-64.40	-59.85	2.18	9.80	H
	7518	-48.83	-13	-35.83	-66.06	-58.50	2.53	12.20	H
	3759	-51.85	-13	-38.85	-60.7	-57.02	1.83	7.00	V
	5637	-54.75	-13	-41.75	-68.92	-62.37	2.18	9.80	V
	7518	-47.62	-13	-34.62	-68.72	-57.29	2.53	12.20	V

Remark: Spurious emissions within 30-1000MHz were found more than 20dB below limit line.

LTE Band 2 / 3MHz / QPSK / RB Size 1 Offset 0									
Channel	Frequency (MHz)	EIRP (dBm)	Limit (dBm)	Over Limit (dB)	SPA Reading (dBm)	S.G. Power (dBm)	TX Cable loss (dB)	TX Antenna Gain (dBi)	Polarization (H/V)
Middle	3756	-54.32	-13	-41.32	-61.70	-59.49	1.83	7.00	H
	5637	-55.98	-13	-42.98	-68.15	-63.60	2.18	9.80	H
	7515	-47.24	-13	-34.24	-64.47	-56.91	2.53	12.20	H
	3756	-52.32	-13	-39.32	-61.17	-57.49	1.83	7.00	V
	5637	-51.46	-13	-38.46	-65.63	-59.08	2.18	9.80	V
	7515	-46.59	-13	-33.59	-67.69	-56.26	2.53	12.20	V

Remark: Spurious emissions within 30-1000MHz were found more than 20dB below limit line.



LTE Band 2 / 5MHz / QPSK / RB Size 1 Offset 0									
Channel	Frequency (MHz)	EIRP (dBm)	Limit (dBm)	Over Limit (dB)	SPA Reading (dBm)	S.G. Power (dBm)	TX Cable loss (dB)	TX Antenna Gain (dBi)	Polarization (H/V)
Middle	3756	-55.39	-13	-42.39	-62.77	-60.56	1.83	7.00	H
	5634	-57.50	-13	-44.50	-69.67	-65.12	2.18	9.80	H
	7512	-50.23	-13	-37.23	-67.46	-59.90	2.53	12.20	H
	3756	-55.72	-13	-42.72	-64.57	-60.89	1.83	7.00	V
	5634	-54.24	-13	-41.24	-68.41	-61.86	2.18	9.80	V
	7512	-48.13	-13	-35.13	-69.23	-57.80	2.53	12.20	V

Remark: Spurious emissions within 30-1000MHz were found more than 20dB below limit line.

LTE Band 2 / 10MHz / QPSK / RB Size 1 Offset 0									
Channel	Frequency (MHz)	EIRP (dBm)	Limit (dBm)	Over Limit (dB)	SPA Reading (dBm)	S.G. Power (dBm)	TX Cable loss (dB)	TX Antenna Gain (dBi)	Polarization (H/V)
Middle	3750	-55.02	-13	-42.02	-62.40	-60.19	1.83	7.00	H
	5628	-56.24	-13	-43.24	-68.41	-63.86	2.18	9.80	H
	7503	-50.45	-13	-37.45	-67.68	-60.12	2.53	12.20	H
	3750	-55.89	-13	-42.89	-64.74	-61.06	1.83	7.00	V
	5627	-54.55	-13	-41.55	-68.72	-62.17	2.18	9.80	V
	7503	-48.04	-13	-35.04	-69.14	-57.71	2.53	12.20	V

Remark: Spurious emissions within 30-1000MHz were found more than 20dB below limit line.

LTE Band 2 / 15MHz / QPSK / RB Size 1 Offset 0									
Channel	Frequency (MHz)	EIRP (dBm)	Limit (dBm)	Over Limit (dB)	SPA Reading (dBm)	S.G. Power (dBm)	TX Cable loss (dB)	TX Antenna Gain (dBi)	Polarization (H/V)
Middle	3747	-55.92	-13	-42.92	-63.30	-61.09	1.83	7.00	H
	5620	-57.63	-13	-44.63	-69.80	-65.25	2.18	9.80	H
	7494	-48.15	-13	-35.15	-65.38	-57.82	2.53	12.20	H
	3747	-56.44	-13	-43.44	-65.29	-61.61	1.83	7.00	V
	5620	-54.75	-13	-41.75	-68.92	-62.37	2.18	9.80	V
	7494	-47.72	-13	-34.72	-68.82	-57.39	2.53	12.20	V

Remark: Spurious emissions within 30-1000MHz were found more than 20dB below limit line.



LTE Band 2 / 20MHz / QPSK / RB Size 1 Offset 0									
Channel	Frequency (MHz)	EIRP (dBm)	Limit (dBm)	Over Limit (dB)	SPA Reading (dBm)	S.G. Power (dBm)	TX Cable loss (dB)	TX Antenna Gain (dBi)	Polarization (H/V)
Middle	3741	-51.58	-13	-38.58	-58.96	-56.75	1.83	7.00	H
	5613	-49.60	-13	-36.60	-61.77	-57.22	2.18	9.80	H
	7485	-45.18	-13	-32.18	-62.41	-54.85	2.53	12.20	H
	3741	-54.05	-13	-41.05	-62.9	-59.22	1.83	7.00	V
	5613	-50.29	-13	-37.29	-64.46	-57.91	2.18	9.80	V
	7485	-46.79	-13	-33.79	-67.89	-56.46	2.53	12.20	V

Remark: Spurious emissions within 30-1000MHz were found more than 20dB below limit line.

LTE Band 4 / 1.4MHz / QPSK / RB Size 1 Offset 0									
Channel	Frequency (MHz)	EIRP (dBm)	Limit (dBm)	Over Limit (dB)	SPA Reading (dBm)	S.G. Power (dBm)	TX Cable loss (dB)	TX Antenna Gain (dBi)	Polarization (H/V)
Middle	3465	-54.95	-13	-41.95	-63.23	-60.09	1.81	6.95	H
	5196	-48.84	-13	-35.84	-63.40	-55.91	2.23	9.30	H
	6927	-44.27	-13	-31.27	-63.62	-52.55	2.60	10.88	H
	3465	-57.80	-13	-44.80	-63.6	-62.94	1.81	6.95	V
	5196	-51.22	-13	-38.22	-65.52	-58.29	2.23	9.30	V
	6927	-48.43	-13	-35.43	-66.97	-56.71	2.6	10.88	V

Remark: Spurious emissions within 30-1000MHz were found more than 20dB below limit line.

LTE Band 4 / 3MHz / QPSK / RB Size 1 Offset 0									
Channel	Frequency (MHz)	EIRP (dBm)	Limit (dBm)	Over Limit (dB)	SPA Reading (dBm)	S.G. Power (dBm)	TX Cable loss (dB)	TX Antenna Gain (dBi)	Polarization (H/V)
Middle	3462	-55.85	-13	-42.85	-64.13	-60.99	1.81	6.95	H
	5193	-47.85	-13	-34.85	-62.41	-54.92	2.23	9.30	H
	6924	-45.60	-13	-32.60	-64.95	-53.88	2.60	10.88	H
	3462	-58.41	-13	-45.41	-64.21	-63.55	1.81	6.95	V
	5193	-49.17	-13	-36.17	-63.47	-56.24	2.23	9.30	V
	6924	-48.16	-13	-35.16	-66.7	-56.44	2.6	10.88	V

Remark: Spurious emissions within 30-1000MHz were found more than 20dB below limit line.



LTE Band 4 / 5MHz / QPSK									
Channel	Frequency (MHz)	EIRP (dBm)	Limit (dBm)	Over Limit (dB)	SPA Reading (dBm)	S.G. Power (dBm)	TX Cable loss (dB)	TX Antenna Gain (dBi)	Polarization (H/V)
Middle	3462	-56.47	-13	-43.47	-64.75	-61.61	1.81	6.95	H
	5190	-48.80	-13	-35.80	-63.36	-55.87	2.23	9.30	H
	6921	-45.98	-13	-32.98	-65.33	-54.26	2.60	10.88	H
	3462	-58.05	-13	-45.05	-63.85	-63.19	1.81	6.95	V
	5190	-47.59	-13	-34.59	-61.89	-54.66	2.23	9.30	V
	6921	-47.55	-13	-34.55	-66.09	-55.83	2.6	10.88	V

Remark: Spurious emissions within 30-1000MHz were found more than 20dB below limit line.

LTE Band 4 / 10MHz / QPSK / RB Size 1 Offset 0									
Channel	Frequency (MHz)	EIRP (dBm)	Limit (dBm)	Over Limit (dB)	SPA Reading (dBm)	S.G. Power (dBm)	TX Cable loss (dB)	TX Antenna Gain (dBi)	Polarization (H/V)
Middle	3456	-50.15	-13	-37.15	-58.43	-55.29	1.81	6.95	H
	5184	-41.28	-13	-28.28	-56.12	-48.35	2.23	9.30	H
	6912	-46.46	-13	-33.46	-65.81	-54.74	2.60	10.88	H
	3456	-57.95	-13	-44.95	-63.75	-63.09	1.81	6.95	V
	5184	-40.21	-13	-27.21	-55.56	-47.28	2.23	9.30	V
	6912	-50.33	-13	-37.33	-68.87	-58.61	2.6	10.88	V

Remark: Spurious emissions within 30-1000MHz were found more than 20dB below limit line.

LTE Band 4 / 15MHz / QPSK / RB Size 1 Offset 0									
Channel	Frequency (MHz)	EIRP (dBm)	Limit (dBm)	Over Limit (dB)	SPA Reading (dBm)	S.G. Power (dBm)	TX Cable loss (dB)	TX Antenna Gain (dBi)	Polarization (H/V)
Middle	3453	-57.44	-13	-44.44	-65.72	-62.58	1.81	6.95	H
	5178	-50.12	-13	-37.12	-64.68	-57.19	2.23	9.30	H
	6903	-47.53	-13	-34.53	-66.88	-55.81	2.60	10.88	H
	3453	-61.02	-13	-48.02	-66.82	-66.16	1.81	6.95	V
	5178	-49.90	-13	-36.90	-64.2	-56.97	2.23	9.30	V
	6903	-48.76	-13	-35.76	-67.3	-57.04	2.6	10.88	V

Remark: Spurious emissions within 30-1000MHz were found more than 20dB below limit line.



LTE Band 4 / 20MHz / QPSK / RB Size 1 Offset 0									
Channel	Frequency (MHz)	EIRP (dBm)	Limit (dBm)	Over Limit (dB)	SPA Reading (dBm)	S.G. Power (dBm)	TX Cable loss (dB)	TX Antenna Gain (dBi)	Polarization (H/V)
Middle	3447	-55.27	-13	-42.27	-63.55	-60.41	1.81	6.95	H
	5172	-50.35	-13	-37.35	-64.91	-57.42	2.23	9.30	H
	6894	-47.06	-13	-34.06	-66.41	-55.34	2.60	10.88	H
	3447	-60.94	-13	-47.94	-66.74	-66.08	1.81	6.95	V
	5172	-49.42	-13	-36.42	-63.72	-56.49	2.23	9.30	V
	6894	-48.77	-13	-35.77	-67.31	-57.05	2.6	10.88	V

Remark: Spurious emissions within 30-1000MHz were found more than 20dB below limit line.

LTE Band 5 / 1.4MHz / QPSK / RB Size 1 Offset 0									
Channel	Frequency (MHz)	ERP (dBm)	Limit (dBm)	Over Limit (dB)	SPA Reading (dBm)	S.G. Power (dBm)	TX Cable loss (dB)	TX Antenna Gain (dBi)	Polarization (H/V)
Middle	1672	-60.94	-13	-47.94	-61.26	-62.85	1.14	5.20	H
	2508	-58.65	-13	-45.65	-62.95	-61.28	1.12	5.90	H
	3344	-61.79	-13	-48.79	-65.91	-65.00	1.34	6.70	H
	4179	-58.04	-13	-45.04	-65.43	-61.50	1.59	7.20	H
	1672	-59.54	-13	-46.54	-58.64	-61.45	1.14	5.20	V
	2508	-60.22	-13	-47.22	-63.29	-62.85	1.12	5.90	V
	3344	-61.10	-13	-48.10	-66.24	-64.31	1.34	6.70	V
	4179	-57.36	-13	-44.36	-63.37	-60.82	1.59	7.20	V

Remark: Spurious emissions within 30-1000MHz were found more than 20dB below limit line.

LTE Band 5 / 3MHz / QPSK / RB Size 1 Offset 0									
Channel	Frequency (MHz)	ERP (dBm)	Limit (dBm)	Over Limit (dB)	SPA Reading (dBm)	S.G. Power (dBm)	TX Cable loss (dB)	TX Antenna Gain (dBi)	Polarization (H/V)
Middle	1670	-60.30	-13	-47.30	-60.62	-62.21	1.14	5.20	H
	2506	-57.82	-13	-44.82	-62.12	-60.45	1.12	5.90	H
	3342	-62.23	-13	-49.23	-66.35	-65.44	1.34	6.70	H
	4176	-58.06	-13	-45.06	-65.45	-61.52	1.59	7.20	H
	1670	-57.68	-13	-44.68	-56.78	-59.59	1.14	5.20	V
	2506	-58.83	-13	-45.83	-61.9	-61.46	1.12	5.90	V
	3341	-60.27	-13	-47.27	-65.41	-63.48	1.34	6.70	V
	4176	-57.12	-13	-44.12	-63.13	-60.58	1.59	7.20	V

Remark: Spurious emissions within 30-1000MHz were found more than 20dB below limit line.



LTE Band 5 / 5MHz / QPSK / RB Size 1 Offset 0									
Channel	Frequency (MHz)	ERP (dBm)	Limit (dBm)	Over Limit (dB)	SPA Reading (dBm)	S.G. Power (dBm)	TX Cable loss (dB)	TX Antenna Gain (dBi)	Polarization (H/V)
Middle	1668	-60.73	-13	-47.73	-61.05	-62.64	1.14	5.20	H
	2503	-57.60	-13	-44.60	-61.90	-60.23	1.12	5.90	H
	3336	-61.64	-13	-48.64	-65.76	-64.85	1.34	6.70	H
	4173	-59.08	-13	-46.08	-66.47	-62.54	1.59	7.20	H
	1668	-58.40	-13	-45.40	-57.5	-60.31	1.14	5.20	V
	2504	-58.68	-13	-45.68	-61.75	-61.31	1.12	5.90	V
	3336	-61.18	-13	-48.18	-66.32	-64.39	1.34	6.70	V
	4173	-57.58	-13	-44.58	-63.59	-61.04	1.59	7.20	V

Remark: Spurious emissions within 30-1000MHz were found more than 20dB below limit line.

LTE Band 5 / 10MHz / QPSK / RB Size 1 Offset 0									
Channel	Frequency (MHz)	ERP (dBm)	Limit (dBm)	Over Limit (dB)	SPA Reading (dBm)	S.G. Power (dBm)	TX Cable loss (dB)	TX Antenna Gain (dBi)	Polarization (H/V)
Middle	1664	-61.25	-13	-48.25	-61.57	-63.16	1.14	5.20	H
	2496	-56.92	-13	-43.92	-61.22	-59.55	1.12	5.90	H
	3327	-62.54	-13	-49.54	-66.66	-65.75	1.34	6.70	H
	4161	-58.07	-13	-45.07	-65.46	-61.53	1.59	7.20	H
	1664	-58.70	-13	-45.70	-57.8	-60.61	1.14	5.20	V
	2496	-57.26	-13	-44.26	-60.33	-59.89	1.12	5.90	V
	3327	-61.01	-13	-48.01	-66.15	-64.22	1.34	6.70	V
	4161	-57.92	-13	-44.92	-63.93	-61.38	1.59	7.20	V

Remark: Spurious emissions within 30-1000MHz were found more than 20dB below limit line.

LTE Band 7 / 5MHz / QPSK / RB Size 1 Offset 0									
Channel	Frequency (MHz)	EIRP (dBm)	Limit (dBm)	Over Limit (dB)	SPA Reading (dBm)	S.G. Power (dBm)	TX Cable loss (dB)	TX Antenna Gain (dBi)	Polarization (H/V)
Middle	5064	-57.45	-25	-32.45	-40.98	-64.17	2.40	9.12	H
	7600	-38.93	-25	-13.93	-33.33	-48.56	2.87	12.50	H
	10134	-55.36	-25	-30.36	-49.60	-64.28	3.18	12.10	H
	5064	-58.47	-25	-33.47	-40.75	-65.18	2.40	9.12	V
	7600	-44.94	-25	-19.94	-39.36	-54.57	2.87	12.50	V
	10134	-59.22	-25	-34.22	-53.9	-68.14	3.18	12.10	V

Remark: Spurious emissions within 30-1000MHz were found more than 20dB below limit line.



LTE Band 7 / 10MHz / QPSK / RB Size 1 Offset 0									
Channel	Frequency (MHz)	EIRP (dBm)	Limit (dBm)	Over Limit (dB)	SPA Reading (dBm)	S.G. Power (dBm)	TX Cable loss (dB)	TX Antenna Gain (dBi)	Polarization (H/V)
Middle	5060	-58.90	-25	-33.90	-42.43	-65.62	2.40	9.12	H
	7592	-40.29	-25	-15.29	-34.42	-49.92	2.87	12.50	H
	10125	-53.79	-25	-28.79	-48.03	-62.71	3.18	12.10	H
	5060	-59.11	-25	-34.11	-40.97	-65.83	2.40	9.12	V
	7592	-47.47	-25	-22.47	-40.74	-57.10	2.87	12.50	V
	10125	-56.37	-25	-31.37	-51.05	-65.29	3.18	12.10	V

Remark: Spurious emissions within 30-1000MHz were found more than 20dB below limit line.

LTE Band 7 / 15MHz / QPSK / RB Size 1 Offset 0									
Channel	Frequency (MHz)	EIRP (dBm)	Limit (dBm)	Over Limit (dB)	SPA Reading (dBm)	S.G. Power (dBm)	TX Cable loss (dB)	TX Antenna Gain (dBi)	Polarization (H/V)
Middle	5056	-58.19	-25	-33.19	-41.72	-64.91	2.40	9.12	H
	7584	-43.61	-25	-18.61	-36.86	-53.24	2.87	12.50	H
	10116	-56.15	-25	-31.15	-50.39	-65.07	3.18	12.10	H
	5056	-57.44	-25	-32.44	-40.47	-64.16	2.40	9.12	V
	7584	-46.71	-25	-21.71	-40.41	-56.34	2.87	12.50	V
	10116	-60.44	-25	-35.44	-55.12	-69.36	3.18	12.10	V

Remark: Spurious emissions within 30-1000MHz were found more than 20dB below limit line.

LTE Band 7 / 20MHz / QPSK / RB Size 1 Offset 0									
Channel	Frequency (MHz)	EIRP (dBm)	Limit (dBm)	Over Limit (dB)	SPA Reading (dBm)	S.G. Power (dBm)	TX Cable loss (dB)	TX Antenna Gain (dBi)	Polarization (H/V)
Middle	5052	-57.16	-25	-32.16	-40.69	-63.88	2.40	9.12	H
	7580	-42.43	-25	-17.43	-36.04	-52.06	2.87	12.50	H
	10107	-57.41	-25	-32.41	-51.65	-66.33	3.18	12.10	H
	5052	-55.76	-25	-30.76	-39.98	-62.47	2.40	9.12	V
	7580	-48.88	-25	-23.88	-41.29	-58.51	2.87	12.50	V
	10107	-58.86	-25	-33.86	-53.54	-67.78	3.18	12.10	V

Remark: Spurious emissions within 30-1000MHz were found more than 20dB below limit line.