



FCC RF Test Report

APPLICANT : Motorola Mobility LLC
EQUIPMENT : Mobile Cellular Phone
BRAND NAME : Motorola
MODEL NAME : XT1920DL
FCC ID : IHDT56XF2
STANDARD : 47 CFR PART 2, 22(H), 24(E), 27(L), 27(F), 27(H), 27(N)
CLASSIFICATION : PCS Licensed Transmitter Held to Ear (PCE)

The product was received on Mar. 23, 2017 and completely tested on Apr. 27, 2018. We, Sporton International (Shenzhen) Inc., would like to declare that the tested sample has been evaluated in accordance with the test procedures given in ANSI C63.26-2015 and the testing has shown the tested sample to be in compliance with the applicable technical standards. The test results in this report apply exclusively to the tested model / sample. Without written approval of Sporton International (Shenzhen) Inc., the test report shall not be reproduced except in full.



Approved by: Eric Shih / Manager

Sporton International (Shenzhen) Inc.

**1/F, 2/F, Bldg 5, Shiling Industrial Zone, Xinwei Village, Xili, Nanshan Shenzhen City
Guangdong Province 518055 China**



TABLE OF CONTENTS

REVISION HISTORY... 3
SUMMARY OF TEST RESULT ... 4
1 GENERAL DESCRIPTION ... 5
1.1 Applicant ... 5
1.2 Manufacturer ... 5
1.3 Product Feature of Equipment Under Test ... 5
1.4 Product Specification of Equipment Under Test ... 6
1.5 Specification of Accessory ... 7
1.6 Modification of EUT ... 7
1.7 Re-use of Measured Data ... 8
1.8 Maximum ERP/EIRP Power, Frequency Tolerance, and Emission Designator ... 9
1.9 Testing Location ... 13
1.10 Applicable Standards ... 13
2 TEST CONFIGURATION OF EQUIPMENT UNDER TEST ... 14
2.1 Test Mode ... 14
2.2 Connection Diagram of Test System ... 17
2.3 Support Unit used in test configuration and system ... 17
2.4 Measurement Results Explanation Example ... 17
2.5 Frequency List of Low/Middle/High Channels ... 18
3 CONDUCTED TEST ITEMS ... 21
3.1 Measuring Instruments ... 21
3.2 Test Setup ... 21
3.3 Test Result of Conducted Test ... 21
3.4 Conducted Output Power and ERP/EIRP ... 22
3.5 Peak-to-Average Ratio ... 23
3.6 Occupied Bandwidth ... 24
3.7 Conducted Band Edge ... 25
3.8 Conducted Spurious Emission ... 27
3.9 Frequency Stability ... 28
4 RADIATED TEST ITEMS ... 29
4.1 Measuring Instruments ... 29
4.2 Test Setup ... 29
4.3 Test Result of Radiated Test ... 29
4.4 Radiated Spurious Emission ... 30
5 LIST OF MEASURING EQUIPMENT ... 31
6 UNCERTAINTY OF EVALUATION ... 32
APPENDIX A. TEST RESULTS OF CONDUCTED TEST
APPENDIX B. TEST RESULTS OF RADIATED TEST
APPENDIX C. TEST SETUP PHOTOGRAPHS
APPENDIX D. REFERENCE REPORT



SUMMARY OF TEST RESULT

Report Section	FCC Rule	Description	Limit	Result	Remark
3.4	§2.1046	Conducted Output Power	Reporting Only	PASS	-
	§22.913(a)(2)	Effective Radiated Power (Band 5)	ERP < 7 Watt	PASS	-
	§27.50(b)(10) §27.50(c)(10)	Effective Radiated Power (Band 12) (Band 13) (Band 71)	ERP < 3 Watt	PASS	-
	§24.232(c)	Equivalent Isotropic Radiated Power (Band 2)	EIRP < 2Watt	PASS	-
	§27.50(d)(4)	Equivalent Isotropic Radiated Power (Band 4) (Band 66)	EIRP < 1Watt	PASS	-
3.5	§24.232(d)	Peak-to-Average Ratio	<13 dB	PASS	-
3.6	§2.1049	Occupied Bandwidth	Reporting Only	PASS	-
3.7	§2.1051 §22.917(a) §24.238(a) §27.53(c)(2)(4) §27.53(g) §27.53(h)	Conducted Band Edge Measurement (Band 2) (Band 4) (Band 5) (Band 12) (Band 13) (Band 71) (Band 66)	< 43+10log ₁₀ (P[Watts])	PASS	-
3.8	§2.1051 §22.917(a) §24.238(a) §27.53(c)(2) §27.53(g) §27.53(h)	Conducted Spurious Emission (Band 2) (Band 4) (Band 5) (Band 12) (Band 13) (Band 71) (Band 66)	< 43+10log ₁₀ (P[Watts])	PASS	-
3.9	§2.1055 §22.355	Frequency Stability Temperature & Voltage	< 2.5 ppm for Part 22H	PASS	-
	§2.1055 §24.235 §27.54		Within Authorized Band		
4.4	§2.1053 §22.917(a) §24.238(a) §27.53(c)(2) §27.53(f) §27.53(g) §27.53(h)	Radiated Spurious Emission (Band 2) (Band 4) (Band 5) (Band 12) (Band 13) (Band 71) (Band 66)	< 43+10log ₁₀ (P[Watts])	PASS	Under limit 32.76 dB at 1559.500 MHz



1 General Description

1.1 Applicant

Motorola Mobility LLC
222 W, Merchandise Mart Plaza, Chicago IL 60654 USA

1.2 Manufacturer

Motorola Mobility LLC
222 W, Merchandise Mart Plaza, Chicago IL 60654 USA

1.3 Product Feature of Equipment Under Test

Product Feature	
Equipment	Mobile Cellular Phone
Brand Name	Motorola
Model Name	XT1920DL
FCC ID	IHDT56XF2
EUT supports Radios application	CDMA/EV-DO/GSM/GPRS/EGPRS/WCDMA/HSPA/DC-HSDPA/HSPA+(16QAM uplink is not supported)/LTE WLAN 2.4GHz 802.11b/g/n HT20 WLAN 5GHz 802.11a/n HT20/HT40 Bluetooth v3.0 + EDR/Bluetooth v4.0 LE/ Bluetooth v4.1 LE/Bluetooth v4.2 LE
IMEI Code	Conducted: 354132090008122 Radiation: 354132090006951
HW Version	DVT1B
SW Version	OPP28.1
EUT Stage	Identical Prototype

Remark: The above EUT's information was declared by manufacturer. Please refer to the specifications or user's manual for more detailed description.



1.4 Product Specification of Equipment Under Test

Standards-related Product Specification	
Tx Frequency	LTE Band 2 : 1850.7 MHz ~ 1909.3 MHz LTE Band 4 : 1710.7 MHz ~ 1754.3 MHz LTE Band 5 : 824.7 MHz ~ 848.3 MHz LTE Band 12 : 699.7 MHz ~ 715.3 MHz LTE Band 13 : 779.5 MHz ~ 784.5 MHz LTE Band 66 : 1710.7 MHz ~ 1779.3 MHz LTE Band 71: 665.5 MHz ~ 695.5MHz
Rx Frequency	LTE Band 2 : 1930.7 MHz ~ 1989.3 MHz LTE Band 4 : 2110.7 MHz ~ 2154.3 MHz LTE Band 5 : 869.7 MHz ~ 893.3 MHz LTE Band 12 : 729.7 MHz ~ 745.3 MHz LTE Band 13 : 748.5 MHz ~ 753.5 MHz LTE Band 66 : 2110.7 MHz~ 2179.3 MHz LTE Band 71: 619.5 MHz ~ 649.5MHz
Bandwidth	LTE Band 2 : 1.4MHz / 3MHz / 5MHz / 10MHz / 15MHz / 20MHz LTE Band 4 : 1.4MHz / 3MHz / 5MHz / 10MHz / 15MHz / 20MHz LTE Band 5 : 1.4MHz / 3MHz / 5MHz / 10MHz LTE Band 12 : 1.4MHz / 3MHz / 5MHz / 10MHz LTE Band 13 : 5MHz / 10MHz LTE Band 66 : 1.4MHz / 3MHz / 5MHz / 10MHz / 15MHz / 20MHz LTE Band 71 : 5MHz / 10MHz / 15MHz / 20MHz
Maximum Output Power to Antenna	LTE Band 2 : 23.80 dBm LTE Band 4 : 23.68 dBm LTE Band 5 : 23.79 dBm LTE Band 12 : 23.46 dBm LTE Band 13 : 23.52 dBm LTE Band 66 : 23.90 dBm LTE Band 71 : 24.59 dBm
Antenna Gain	LTE Band 2 : 0.55 dBi LTE Band 4 : -1.50 dBi LTE Band 5 : -2.33 dBi LTE Band 12 : -2.60 dBi LTE Band 13 : -2.60 dBi LTE Band 66 : -1.50 dBi LTE Band 71 : -2.66 dBi
Type of Modulation	QPSK / 16QAM / 64QAM

1.5 Specification of Accessory

Specification of Accessory				
AC Adapter 1	Brand Name	Motorola (Acbel)	Model Name	C-P35 SPN5945A
	Power Rating	I/P: 100-240 Vac, 300mA, O/P: 5.2Vdc,2000mA		
AC Adapter 2	Brand Name	Motorola (Salom)	Model Name	SSW-2919UMTJ C-P35 SPN5945A
	Power Rating	I/P: 100-240 Vac, 300mA, O/P: 5.2Vdc,2000mA		
Battery	Brand Name	Motorola (SCUD)	Model Name	BL270
	Power Rating	3.85Vdc,4000mAh	Type	Li-ion, ATL426580
USB Cable	Brand Name	Motorola (Saibao)	Model Name	SLQ-A077A
	Signal Line Type	1.0 meter, shielded cable, without ferrite core		

1.6 Modification of EUT

No modifications are made to the EUT during all test items.



1.7 Re-use of Measured Data

1.7.1 Introduction Section

This application re-uses data collected on a similar device. The subject device of this application (Model: XT1920DL, FCC ID: IHDT56XF2) is electrically identical to the reference device (Model: XT1922-6, XT1922-7, XT1922-9, FCC ID: IHDT56XB1) for the portions of the circuitry corresponding to the data being re-used, as treated by KDB Publication 484596 D01.

1.7.2 Difference Section

For details concerning the similarity with respect to component placement, mechanical/electrical design etc., some difference of population/depoulation to enable support of different cellular bands, please refer to the Product Equality Declaration.

The re-used RF data includes the following bands provided in Appendix D (Sporton RF Report No. FG7D1310B for the reference device Model: XT1922-6, XT1922-7, XT1922-9, FCC ID: IHDT56XB1):

1.7.3 Spot Check Verification Data Section

In order to confirm hardware similarity of the subject device with the reference device, spot check measurements were performed on the subject device for Conducted power of LTE Band 12 and all conducted sections applicable for LTE Band 13, the test result were consistent with FCC ID: IHDT56XB1 and full test of all other band.

Assertions concerning the similarity of these devices are based on representations by the applicant. The applicant accepts full responsibility for the validity of the similarity claim, and for the determination that verification test data are sufficient to support it.

1.7.4 Reference detail Section:

Equipment Class	Reference FCC ID	Folder Test	Report Title/Section
PCE (2G/3G)	IHDT56XB1	Part 22H.24E.27L (FG7D1301A)	All conducted sections applicable for GSM 850/1900
PCE (LTE)	IHDT56XB1	Part 2(H).24(E).27(L). 27(M).27(F).27(H) (FG7D1301B)	All sections applicable for LTE Band 12 and all conducted sections applicable for LTE Band 13



1.8 Maximum ERP/EIRP Power, Frequency Tolerance, and Emission Designator

LTE Band 2		QPSK			16QAM		
BW (MHz)	Frequency Range (MHz)	Emission Designator (99%OBW)	Frequency Tolerance (ppm)	Maximum EIRP(W)	Emission Designator (99%OBW)	Frequency Tolerance (ppm)	Maximum EIRP(W)
1.4	1850.7 ~ 1909.3	1M10G7D	-	0.2455	1M10W7D	-	0.2118
3	1851.5 ~ 1908.5	2M73G7D	-	0.2483	2M73W7D	-	0.2118
5	1852.5 ~ 1907.5	4M50G7D	-	0.2667	4M51W7D	-	0.2213
10	1855.0 ~ 1905.0	9M05G7D	0.0093	0.2606	9M09W7D	-	0.2265
15	1857.5 ~ 1902.5	13M5G7D	-	0.2698	13M5W7D	-	0.2259
20	1860.0 ~ 1900.0	18M6G7D	-	0.2723	18M4W7D	-	0.2254
LTE Band 2		64QAM					
BW (MHz)	Frequency Range (MHz)	Emission Designator (99%OBW)		Frequency Tolerance (ppm)	Maximum EIRP(W)		
1.4	1850.7 ~ 1909.3	1M10W7D		-	0.2265		
3	1851.5 ~ 1908.5	2M73W7D		-	0.2265		
5	1852.5 ~ 1907.5	4M49W7D		-	0.2239		
10	1855.0 ~ 1905.0	9M07W7D		-	0.2234		
15	1857.5 ~ 1902.5	13M5W7D		-	0.2265		
20	1860.0 ~ 1900.0	18M4W7D		-	0.2254		
LTE Band 4		QPSK			16QAM		
BW (MHz)	Frequency Range (MHz)	Emission Designator (99%OBW)	Frequency Tolerance (ppm)	Maximum EIRP(W)	Emission Designator (99%OBW)	Frequency Tolerance (ppm)	Maximum EIRP(W)
1.4	1710.7 ~ 1754.3	1M10G7D	-	0.1589	1M10W7D	-	0.1390
3	1711.5 ~ 1753.5	2M73G7D	-	0.1574	2M72W7D	-	0.1377
5	1712.5 ~ 1752.5	4M49G7D	-	0.1611	4M51W7D	-	0.1384
10	1715.0 ~ 1750.0	9M05G7D	0.0061	0.1585	9M07W7D	-	0.1406
15	1717.5 ~ 1747.5	13M5G7D	-	0.1552	13M5W7D	-	0.1368
20	1720.0 ~ 1745.0	18M4G7D	-	0.1652	18M6W7D	-	0.1346



LTE Band 4		64QAM					
BW (MHz)	Frequency Range (MHz)	Emission Designator (99%OBW)		Frequency Tolerance (ppm)		Maximum EIRP(W)	
1.4	1710.7 ~ 1754.3	1M09W7D		-		0.1413	
3	1711.5 ~ 1753.5	2M73W7D		-		0.1413	
5	1712.5 ~ 1752.5	4M51W7D		-		0.1250	
10	1715.0 ~ 1750.0	9M07W7D		-		0.1413	
15	1717.5 ~ 1747.5	13M5W7D		-		0.1279	
20	1720.0 ~ 1745.0	18M4W7D		-		0.1343	
LTE Band 5		QPSK			16QAM		
BW (MHz)	Frequency Range (MHz)	Emission Designator (99%OBW)	Frequency Tolerance (ppm)	Maximum ERP(W)	Emission Designator (99%OBW)	Frequency Tolerance (ppm)	Maximum ERP(W)
1.4	824.7 ~ 848.3	1M10G7D	-	0.0791	1M10W7D	-	0.0675
3	825.5 ~ 847.5	2M72G7D	-	0.0791	2M73W7D	-	0.0668
5	826.5 ~ 846.5	4M53G7D	-	0.0778	4M51W7D	-	0.0668
10	829.0 ~ 844.0	9M03G7D	0.0045	0.0853	9M03W7D	-	0.0710
LTE Band 5		64QAM					
BW (MHz)	Frequency Range (MHz)	Emission Designator (99%OBW)		Frequency Tolerance (ppm)		Maximum ERP(W)	
1.4	824.7 ~ 848.3	1M09W7D		-		0.0711	
3	825.5 ~ 847.5	2M72W7D		-		0.0711	
5	826.5 ~ 846.5	4M50W7D		-		0.0670	
10	829.0 ~ 844.0	9M07W7D		-		0.0711	
LTE Band 12		QPSK			16QAM		
BW (MHz)	Frequency Range (MHz)	Emission Designator (99%OBW)	Frequency Tolerance (ppm)	Maximum ERP(W)	Emission Designator (99%OBW)	Frequency Tolerance (ppm)	Maximum ERP(W)
1.4	699.7 ~ 715.3	-	-	0.0723	-	-	0.0649
3	700.5 ~ 714.5	-	-	0.0713	-	-	0.0621
5	701.5 ~ 713.5	-	-	0.0741	-	-	0.0646
10	704.0 ~ 711.0	-	-	0.0743	-	-	0.0625



LTE Band 12		64QAM					
BW (MHz)	Frequency Range (MHz)	Emission Designator (99%OBW)		Frequency Tolerance (ppm)		Maximum ERP(W)	
1.4	699.7 ~ 715.3	-		-		0.0647	
3	700.5 ~ 714.5	-		-		0.0667	
5	701.5 ~ 713.5	-		-		0.0644	
10	704.0 ~ 711.0	-		-		0.0653	
LTE Band 13		QPSK			16QAM		
BW (MHz)	Frequency Range (MHz)	Emission Designator (99%OBW)	Frequency Tolerance (ppm)	Maximum ERP(W)	Emission Designator (99%OBW)	Frequency Tolerance (ppm)	Maximum ERP(W)
5	779.5 ~ 784.5	-	-	0.0741	-	-	0.0625
10	782.0	-	-	0.0753	-	-	0.0655
LTE Band 13		64QAM					
BW (MHz)	Frequency Range (MHz)	Emission Designator (99%OBW)		Frequency Tolerance (ppm)		Maximum ERP(W)	
5	779.5 ~ 784.5	-		-		0.0668	
10	782.0	-		-		0.0640	
LTE Band 66		QPSK			16QAM		
BW (MHz)	Frequency Range (MHz)	Emission Designator (99%OBW)	Frequency Tolerance (ppm)	Maximum EIRP(W)	Emission Designator (99%OBW)	Frequency Tolerance (ppm)	Maximum EIRP(W)
1.4	1710.7 ~ 1779.3	1M10G7D	-	0.1507	1M09W7D	-	0.1334
3	1711.5 ~ 1778.5	2M72G7D	-	0.1507	2M74W7D	-	0.1334
5	1712.5 ~ 1777.5	4M50G7D	-	0.1517	4M50W7D	-	0.1327
10	1715.0 ~ 1775.0	9M03G7D	0.0062	0.1528	9M01W7D	-	0.1390
15	1717.5 ~ 1772.5	13M6G7D	-	0.1706	13M5W7D	-	0.1403
20	1720.0 ~ 1770.0	18M5G7D	-	0.1738	18M5W7D	-	0.1400



LTE Band 66		64QAM					
BW (MHz)	Frequency Range (MHz)	Emission Designator (99%OBW)	Frequency Tolerance (ppm)	Maximum EIRP(W)			
1.4	1710.7 ~ 1779.3	1M10W7D	-	0.1374			
3	1711.5 ~ 1778.5	2M75W7D	-	0.1400			
5	1712.5 ~ 1777.5	4M49W7D	-	0.1259			
10	1715.0 ~ 1775.0	9M03W7D	-	0.1288			
15	1717.5 ~ 1772.5	13M5W7D	-	0.1343			
20	1720.0 ~ 1770.0	18M4W7D	-	0.1337			
LTE Band 71		QPSK			16QAM		
BW (MHz)	Frequency Range (MHz)	Emission Designator (99%OBW)	Frequency Tolerance (ppm)	Maximum EIRP(W)	Emission Designator (99%OBW)	Frequency Tolerance (ppm)	Maximum EIRP(W)
5	665.5 ~ 695.5	4M51G7D	-	0.0899	4M52W7D	-	0.0667
10	668.0 ~ 693.0	9M03G7D	0.0155	0.0948	9M03W7D	-	0.0692
15	670.5 ~ 690.5	13M5G7D	-	0.0948	13M5W7D	-	0.0692
20	673.0 ~ 688.0	18M4G7D	-	0.0951	18M4W7D	-	0.0729
LTE Band 71		64QAM					
BW (MHz)	Frequency Range (MHz)	Emission Designator (99%OBW)	Frequency Tolerance (ppm)	Maximum ERP(W)			
5	665.5 ~ 695.5	4M51W7D	-	0.0687			
10	668.0 ~ 693.0	9M03W7D	-	0.0726			
15	670.5 ~ 690.5	13M5W7D	-	0.0716			
20	673.0 ~ 688.0	18M4W7D	-	0.0746			



1.9 Testing Location

Sporton International (Shenzhen) Inc. is accredited to ISO 17025 by National Voluntary Laboratory Accreditation Program (NVLAP code: 600156-0) and the FCC designation No are CN5018 and CN5019.

Test Site	Sporton International (Shenzhen) Inc.	
Test Site Location	1/F, 2/F, Bldg 5, Shiling Industrial Zone, Xinwei Village, Xili, Nanshan Shenzhen City Guangdong Province 518055 China TEL: +86-755-8637-9589 FAX: +86-755-8637-9595	
Test Site No.	Sporton Site No.	FCC Test Firm Registration No.
	TH01-SZ	251365

Test Site	Sporton International (Shenzhen) Inc.	
Test Site Location	No. 3 Bldg the third floor of south, Shahe River west, Fengzeyuan Warehouse, Nanshan District Shenzhen City Guangdong Province 518055 China TEL: +86-755-3320-2398	
Test Site No.	Sporton Site No.	FCC Test Firm Registration No.
	03CH03-SZ	577730

Note: The test site complies with ANSI C63.4 2014 requirement.

1.10 Applicable Standards

According to the specifications of the manufacturer, the EUT must comply with the requirements of the following standards:

- ♦ 47 CFR Part 2, 22(H), 24(E), 27(L), 27(F), 27(H), 27(N)
- ♦ ANSI C63.26-2015
- ♦ FCC KDB 971168 D01 Power Meas. License Digital Systems v03r01
- ♦ FCC KDB 412172 D01 Determining ERP and EIRP v01r01

Remark:

1. All test items were verified and recorded according to the standards and without any deviation during the test.
2. This EUT has also been tested and complied with the requirements of FCC Part 15, Subpart B, recorded in a separate test report.



2 Test Configuration of Equipment Under Test

2.1 Test Mode

Antenna port conducted and radiated test items listed below are performed according to KDB 971168 D01 Power Meas License Digital Systems v03r01 with maximum output power.

Radiated measurements are performed by rotating the EUT in three different orthogonal test planes to find the maximum emission.

Test Items	Band	Bandwidth (MHz)						Modulation			RB #			Test Channel		
		1.4	3	5	10	15	20	QPSK	16QAM	64QAM	1	Half	Full	L	M	H
Max. Output Power	2	v	v	v	v	v	v	v	v	v	v	v	v	v	v	v
	4	v	v	v	v	v	v	v	v	v	v	v	v	v	v	v
	5	v	v	v	v	-	-	v	v	v	v	v	v	v	v	v
	71	-	-	v	v	v	v	v	v	v	v	v	v	v	v	v
	66	v	v	v	v	v	v	v	v	v	v	v	v	v	v	v
Peak-to-Average Ratio	2						v	v	v	v	v		v	v	v	v
	4						v	v	v	v	v		v	v	v	v
	5				v	-	-	v	v	v	v		v	v	v	v
	71	-	-				v	v	v	v	v		v	v	v	v
	66						v	v	v	v	v		v	v	v	v

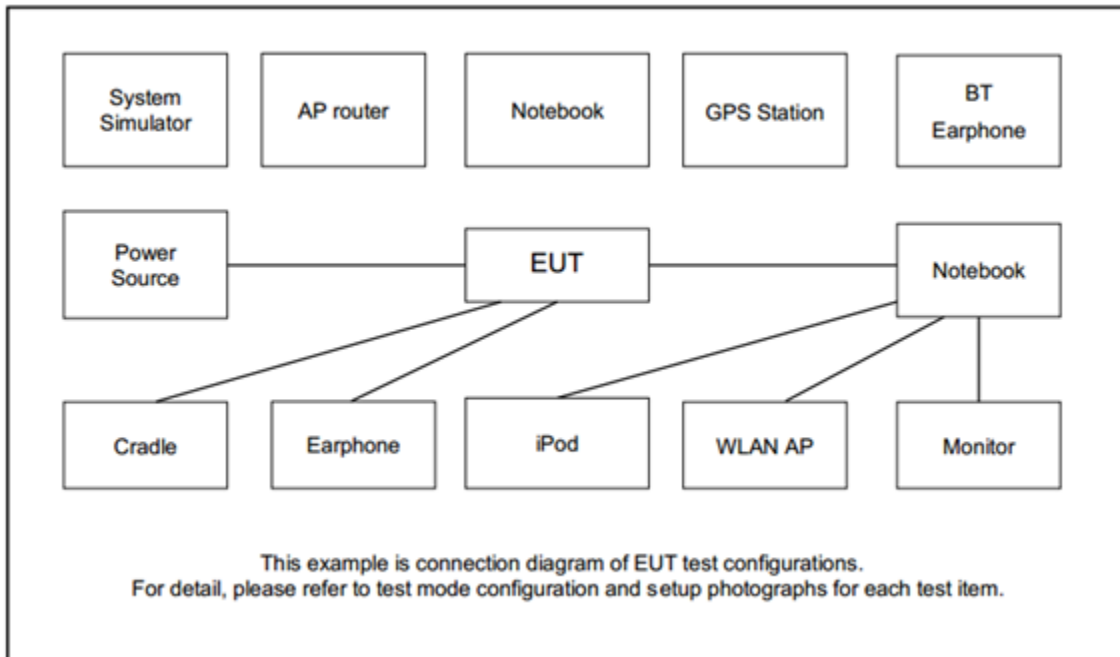


Test Items	Band	Bandwidth (MHz)						Modulation			RB #			Test Channel		
		1.4	3	5	10	15	20	QPSK	16QAM	64QAM	1	Half	Full	L	M	H
26dB and 99% Bandwidth	2	v	v	v	v	v	v	v	v	v			v	v	v	v
	4	v	v	v	v	v	v	v	v	v			v	v	v	v
	5	v	v	v	v	-	-	v	v	v			v	v	v	v
	71	-	-	v	v	v	v	v	v	v			v	v	v	v
	66	v	v	v	v	v	v	v	v	v			v	v	v	v
Conducted Band Edge	2	v	v	v	v	v	v	v	v	v	v		v	v		v
	4	v	v	v	v	v	v	v	v	v	v		v	v		v
	5	v	v	v	v	-	-	v	v	v	v		v	v		v
	71	-	-	v	v	v	v	v	v	v	v		v	v		v
	66	v	v	v	v	v	v	v	v	v	v		v	v		v
Conducted Spurious Emission	2	v	v	v	v	v	v	v	v	v	v			v	v	v
	4	v	v	v	v	v	v	v	v	v	v			v	v	v
	5	v	v	v	v	-	-	v	v	v	v			v	v	v
	71	-	-	v	v	v	v	v	v	v	v			v	v	v
	66	v	v	v	v	v	v	v	v	v	v			v	v	v
Frequency Stability	2				v			v					v		v	
	4				v			v					v		v	
	5				v	-	-	v					v		v	
	71	-	-		v			v					v		v	
	66				v			v					v		v	



Test Items	Band	Bandwidth (MHz)						Modulation			RB #			Test Channel		
		1.4	3	5	10	15	20	QPSK	16QAM	64QAM	1	Half	Full	L	M	H
E.R.P./ E.I.R.P.	2	v	v	v	v	v	v	v	v	v	v			v	v	v
	4	v	v	v	v	v	v	v	v	v	v			v	v	v
	5	v	v	v	v	-	-	v	v	v	v			v	v	v
	71	-	-	v	v	v	v	v	v	v	v			v	v	v
	66	v	v	v	v	v	v	v	v	v	v			v	v	v
Radiated Spurious Emission	2	v	v	v	v	v	v	v			v				v	
	4	v	v	v	v	v	v	v			v				v	
	5	v	v	v	v	-	-	v			v				v	
	13	-	-	v	v	-	-	v			v				v	
	71	-	-	v	v	v	v	v			v				v	
	66	v	v	v	v	v	v	v			v				v	
Note	<p>1. The mark “v “ means that this configuration is chosen for testing</p> <p>2. The mark “-“ means that this bandwidth is not supported.</p> <p>3. The device is investigated from 30MHz to 10 times of fundamental signal for radiated spurious emission test under different RB size/offset and modulations in exploratory test. Subsequently, only the worst case emissions are reported.</p>															

2.2 Connection Diagram of Test System



2.3 Support Unit used in test configuration and system

Item	Equipment	Trade Name	Model No.	FCC ID	Data Cable	Power Cord
1.	Power Supply	GW	GPS-3030D	N/A	N/A	Unshielded, 1.8 m
2.	LTE Base Station	Anritsu	MT8820C	N/A	N/A	Unshielded, 1.8 m
3.	Earphone	Ashley ROW	N/A	N/A	Unshielded, 1.2m	N/A

2.4 Measurement Results Explanation Example

For all conducted test items:

The offset level is set in the spectrum analyzer to compensate the RF cable loss and attenuator factor between EUT conducted output port and spectrum analyzer. With the offset compensation, the spectrum analyzer reading level is exactly the EUT RF output level.

Example:

The spectrum analyzer offset is derived from RF cable loss and attenuator factor.

Offset = RF cable loss + attenuator factor.

Following shows an offset computation example with cable loss 4.5 dB and 10dB attenuator.

Offset (dB) = RF cable loss (dB) + attenuator factor (dB).

$$= 4.5 + 10 = 14.5 \text{ (dB)}$$



2.5 Frequency List of Low/Middle/High Channels

LTE Band 2 Channel and Frequency List				
BW [MHz]	Channel/Frequency(MHz)	Lowest	Middle	Highest
20	Channel	18700	18900	19100
	Frequency	1860	1880	1900
15	Channel	18675	18900	19125
	Frequency	1857.5	1880	1902.5
10	Channel	18650	18900	19150
	Frequency	1855	1880	1905
5	Channel	18625	18900	19175
	Frequency	1852.5	1880	1907.5
3	Channel	18615	18900	19185
	Frequency	1851.5	1880	1908.5
1.4	Channel	18607	18900	19193
	Frequency	1850.7	1880	1909.3

LTE Band 4 Channel and Frequency List				
BW [MHz]	Channel/Frequency(MHz)	Lowest	Middle	Highest
20	Channel	20050	20175	20300
	Frequency	1720	1732.5	1745
15	Channel	20025	20175	20325
	Frequency	1717.5	1732.5	1747.5
10	Channel	20000	20175	20350
	Frequency	1715	1732.5	1750
5	Channel	19975	20175	20375
	Frequency	1712.5	1732.5	1752.5
3	Channel	19965	20175	20385
	Frequency	1711.5	1732.5	1753.5
1.4	Channel	19957	20175	20393
	Frequency	1710.7	1732.5	1754.3



LTE Band 5 Channel and Frequency List				
BW [MHz]	Channel/Frequency(MHz)	Lowest	Middle	Highest
10	Channel	20450	20525	20600
	Frequency	829	836.5	844
5	Channel	20425	20525	20625
	Frequency	826.5	836.5	846.5
3	Channel	20415	20525	20635
	Frequency	825.5	836.5	847.5
1.4	Channel	20407	20525	20643
	Frequency	824.7	836.5	848.3

LTE Band 12 Channel and Frequency List				
BW [MHz]	Channel/Frequency(MHz)	Lowest	Middle	Highest
10	Channel	23060	23095	23130
	Frequency	704	707.5	711
5	Channel	23035	23095	23155
	Frequency	701.5	707.5	713.5
3	Channel	23025	23095	23165
	Frequency	700.5	707.5	714.5
1.4	Channel	23017	23095	23173
	Frequency	699.7	707.5	715.3

LTE Band 13 Channel and Frequency List				
BW [MHz]	Channel/Frequency(MHz)	Lowest	Middle	Highest
10	Channel	-	23230	-
	Frequency	-	782	-
5	Channel	23205	23230	23255
	Frequency	779.5	782	784.5



LTE Band 66 Channel and Frequency List				
BW [MHz]	Channel/Frequency(MHz)	Lowest	Middle	Highest
20	Channel	132072	132322	132572
	Frequency	1720	1745	1770
15	Channel	132047	132322	132597
	Frequency	1717.5	1745	1772.5
10	Channel	132022	132322	132622
	Frequency	1715	1745	1775
5	Channel	131997	132322	132647
	Frequency	1712.5	1745	1777.5
3	Channel	131987	132322	132657
	Frequency	1711.5	1745	1778.5
1.4	Channel	131979	132322	132665
	Frequency	1710.7	1745	1779.3

LTE Band 71 Channel and Frequency List				
BW [MHz]	Channel/Frequency(MHz)	Lowest	Middle	Highest
20	Channel	133372	133297	133447
	Frequency	665.5	680.5	695.5
15	Channel	133622	133297	133422
	Frequency	668.0	680.5	693.0
10	Channel	133872	133297	133397
	Frequency	670.5	680.5	690.5
5	Channel	134122	133297	133372
	Frequency	673.0	680.5	688.0

3 Conducted Test Items

3.1 Measuring Instruments

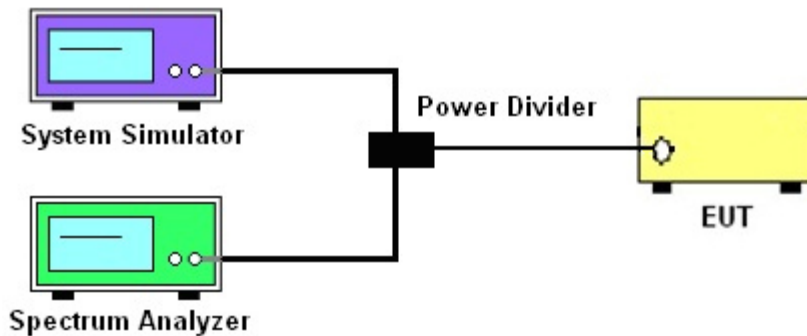
See list of measuring instruments of this test report.

3.2 Test Setup

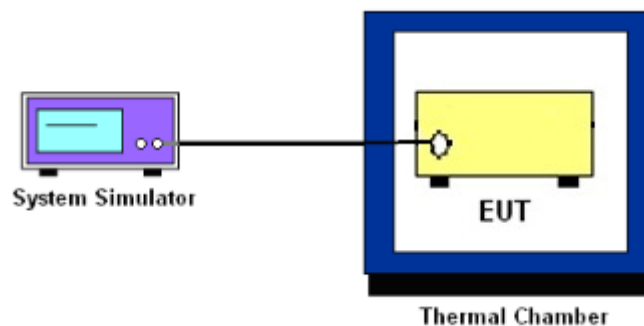
3.2.1 Conducted Output Power



3.2.2 Peak-to-Average Ratio, Occupied Bandwidth ,Conducted Band-Edge and Conducted Spurious Emission



3.2.3 Frequency Stability



3.3 Test Result of Conducted Test

Please refer to Appendix A.



3.4 Conducted Output Power and ERP/EIRP

3.4.1 Description of the Conducted Output Power Measurement and ERP/EIRP Measurement

A system simulator was used to establish communication with the EUT. Its parameters were set to force the EUT transmitting at maximum output power. The measured power in the radio frequency on the transmitter output terminals shall be reported.

The ERP of mobile transmitters must not exceed 7 Watts for LTE Band 5.

The ERP of mobile transmitters must not exceed 3 Watts for LTE Band 12, Band 13 and Band 71.

The EIRP of mobile transmitters must not exceed 2 Watts for LTE Band 2.

The EIRP of mobile transmitters must not exceed 1 Watts for LTE Band 4 and Band 66.

According to KDB 412172 D01 Power Approach,

$EIRP = P_T + G_T - L_C$, $ERP = EIRP - 2.15$, where

P_T = transmitter output power in dBm

G_T = gain of the transmitting antenna in dBi

L_C = signal attenuation in the connecting cable between the transmitter and antenna in dB

3.4.2 Test Procedures

1. The testing follows ANSI C63.26 Section 5.2
2. The transmitter output port was connected to the system simulator.
3. Set EUT at maximum power through the system simulator.
4. Select lowest, middle, and highest channels for each band and different modulation.
5. Measure and record the power level from the system simulator.



3.5 Peak-to-Average Ratio

3.5.1 Description of the PAR Measurement

Power Complementary Cumulative Distribution Function (CCDF) curves provide a means for characterizing the power peaks of a digitally modulated signal on a statistical basis. A CCDF curve depicts the probability of the peak signal amplitude exceeding the average power level. Most contemporary measurement instrumentation include the capability to produce CCDF curves for an input signal provided that the instrument's resolution bandwidth can be set wide enough to accommodate the entire input signal bandwidth. In measuring transmissions in this band using an average power technique, the peak-to-average ratio (PAR) of the transmission may not exceed 13 dB.

3.5.2 Test Procedures

1. The testing follows ANSI C63.26 Section 5.2.3.4 (CCDF).
2. The EUT was connected to spectrum and system simulator via a power divider.
3. Set the CCDF (Complementary Cumulative Distribution Function) option in spectrum analyzer.
4. The highest RF powers were measured and recorded the maximum PAPR level associated with a probability of 0.1 %.
5. Record the deviation as Peak to Average Ratio.



3.6 Occupied Bandwidth

3.6.1 Description of Occupied Bandwidth Measurement

The occupied bandwidth is the width of a frequency band such that, below the lower and above the upper frequency limits, the mean powers emitted are each equal to a specified percentage 0.5% of the total mean transmitted power.

The 26 dB emission bandwidth is defined as the frequency range between two points, one above and one below the carrier frequency, at which the spectral density of the emission is attenuated 26 dB below the maximum in-band spectral density of the modulated signal. Spectral density (power per unit bandwidth) is to be measured with a detector of resolution bandwidth equal to approximately 1.0% of the emission bandwidth.

3.6.2 Test Procedures

1. The testing follows ANSI C63.26 Section 5.4
2. The EUT was connected to spectrum analyzer and system simulator via a power divider.
3. The spectrum analyzer center frequency is set to the nominal EUT channel center frequency. The span range for the spectrum analyzer shall be between two and five times the anticipated OBW.
4. The nominal resolution bandwidth (RBW) shall be in the range of 1 to 5 % of the anticipated OBW, and the VBW shall be at least 3 times the RBW.
5. Set the detection mode to peak, and the trace mode to max hold.
6. Determine the reference value: Set the EUT to transmit a modulated signal. Allow the trace to stabilize. Set the spectrum analyzer marker to the highest level of the displayed trace.
(this is the reference value)
7. Determine the “-26 dB down amplitude” as equal to (Reference Value – X).
8. Place two markers, one at the lowest and the other at the highest frequency of the envelope of the spectral display such that each marker is at or slightly below the “-X dB down amplitude” determined in step 6. If a marker is below this “-X dB down amplitude” value it shall be placed as close as possible to this value. The OBW is the positive frequency difference between the two markers.
9. Use the 99 % power bandwidth function of the spectrum analyzer and report the measured bandwidth.



3.7 Conducted Band Edge

3.7.1 Description of Conducted Band Edge Measurement

22.917(a)

For operations in the 824 – 849 MHz band, the FCC limit is $43 + 10\log_{10}(P[\text{Watts}])$ dB below the transmitter power $P(\text{Watts})$ in a 100kHz bandwidth. However, in the 1MHz bands immediately outside and adjacent to the licensee's frequency block, a resolution bandwidth of at least one percent of the emission bandwidth of the fundamental emission of the transmitter may be employed.

24.238 (a)

For operations in the 1850-1910 and 1930-1990 MHz band, the FCC limit is $43 + 10\log_{10}(P[\text{Watts}])$ dB below the transmitter power $P(\text{Watts})$ in a 1MHz bandwidth. However, in the 1 MHz bands immediately outside and adjacent to the frequency block a resolution bandwidth of at least one percent of the emission bandwidth of the fundamental emission of the transmitter may be employed.

27.53 (c)

For operations in the 776-788 MHz band, the FCC limit is $43 + 10\log_{10}(P[\text{Watts}])$ dB below the transmitter power $P(\text{Watts})$ in a 100 kHz bandwidth. However, in the 100 kHz bands immediately outside and adjacent to the frequency block, a resolution bandwidth of at least 30 kHz may be employed. In addition, the power of any unwanted emissions in any 6.25 kHz bandwidth for all frequencies between 763-775 MHz and 793-806 MHz shall be attenuated below the transmitter power, P (dBW), by at least $65 + 10 \log_{10} p(\text{watts})$, dB, for mobile and portable equipment.

27.53 (g)

For operations in the 698 -746 MHz band, the FCC limit is $43 + 10\log_{10}(P[\text{Watts}])$ dB below the transmitter power $P(\text{Watts})$ in a 100 kHz bandwidth. However, in the 100 kilohertz bands immediately outside and adjacent to a licensee's frequency block, a resolution bandwidth of at least 30 kHz may be employed.

27.53 (h)

For operations in the 1710 – 1755 MHz band, the FCC limit is $43 + 10\log_{10}(P[\text{Watts}])$ dB below the transmitter power $P(\text{Watts})$ in a 1 MHz bandwidth. However, in the 1MHz bands immediately outside and adjacent to the licensee's frequency block, a resolution bandwidth of at least one percent of the emission bandwidth of the fundamental emission of the transmitter may be employed.



3.7.2 Test Procedures

1. The testing follows ANSI C63.26 section 5.7
2. The EUT was connected to spectrum analyzer and system simulator via a power divider.
3. The band edges of low and high channels for the highest RF powers were measured.
4. Set RBW \geq 1% EBW in the 1MHz band immediately outside and adjacent to the band edge.
5. Beyond the 1 MHz band from the band edge, RBW=1MHz was used.
6. Set spectrum analyzer with RMS detector.
7. Offset has included the duty factor for LTE Band 38/41. Duty factor = $10 \log (1/x)$, where x is the measured duty cycle.
8. The RF fundamental frequency should be excluded against the limit line in the operating frequency band.
9. Checked that all the results comply with the emission limit line.

Example:

The limit line is derived from $43 + 10\log(P)$ dB below the transmitter power P(Watts)
= P(W)- [43 + 10log(P)] (dB)
= [30 + 10log(P)] (dBm) - [43 + 10log(P)] (dB) = -13dBm.



3.8 Conducted Spurious Emission

3.8.1 Description of Conducted Spurious Emission Measurement

The power of any emission outside of the authorized operating frequency ranges must be lower than the transmitter power (P) by a factor of at least $43 + 10 \log (P)$ dB.

It is measured by means of a calibrated spectrum analyzer and scanned from 30 MHz up to a frequency including its 10th harmonic.

3.8.2 Test Procedures

10. The testing follows ANSI C63.26 section 5.7
 1. The EUT was connected to spectrum analyzer and system simulator via a power divider.
 2. The RF output of EUT was connected to the spectrum analyzer by RF cable and attenuator. The path loss was compensated to the results for each measurement.
 3. The middle channel for the highest RF power within the transmitting frequency was measured.
 4. The conducted spurious emission for the whole frequency range was taken.
 5. Make the measurement with the spectrum analyzer's RBW = 1MHz, VBW = 3MHz.
 6. Offset has included the duty factor for LTE Band 38/41. Duty factor = $10 \log (1/x)$, where x is the measured duty cycle.
 7. Set spectrum analyzer with RMS detector.
 8. Taking the record of maximum spurious emission.
 9. The RF fundamental frequency should be excluded against the limit line in the operating frequency band.
 10. The limit line is derived from $43 + 10\log(P)$ dB below the transmitter power P(Watts)
= $P(W) - [43 + 10\log(P)]$ (dB)
= $[30 + 10\log(P)]$ (dBm) - $[43 + 10\log(P)]$ (dB)
= -13dBm.



3.9 Frequency Stability

3.9.1 Description of Frequency Stability Measurement

The frequency stability shall be measured by variation of ambient temperature and variation of primary supply voltage to ensure that the fundamental emission stays within the authorized frequency block. The frequency stability of the transmitter shall be maintained within $\pm 0.00025\%$ ($\pm 2.5\text{ppm}$) of the center frequency.

3.9.2 Test Procedures for Temperature Variation

1. The testing follows ANSI C63.26 section 5.6.4
2. The EUT was set up in the thermal chamber and connected with the system simulator.
3. With power OFF, the temperature was decreased to -30°C and the EUT was stabilized before testing. Power was applied and the maximum change in frequency was recorded within one minute.
4. With power OFF, the temperature was raised in 10°C step up to 50°C . The EUT was stabilized at each step for at least half an hour. Power was applied and the maximum frequency change was recorded within one minute.

3.9.3 Test Procedures for Voltage Variation

1. The testing follows ANSI C63.26 section 5.6.5
2. The EUT was placed in a temperature chamber at $20\pm 5^{\circ}\text{C}$ and connected with the system simulator.
3. The power supply voltage to the EUT was varied from 85% to 115% of the nominal value for other than hand carried battery equipment.
4. For hand carried, battery powered equipment, reduce the primary ac or dc supply voltage to the battery operating end point, which shall be specified by the manufacturer.
5. The variation in frequency was measured for the worst case.

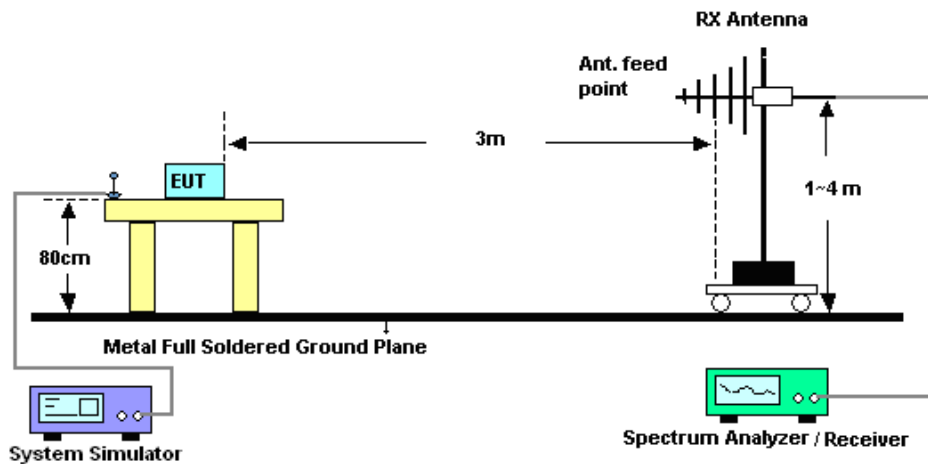
4 Radiated Test Items

4.1 Measuring Instruments

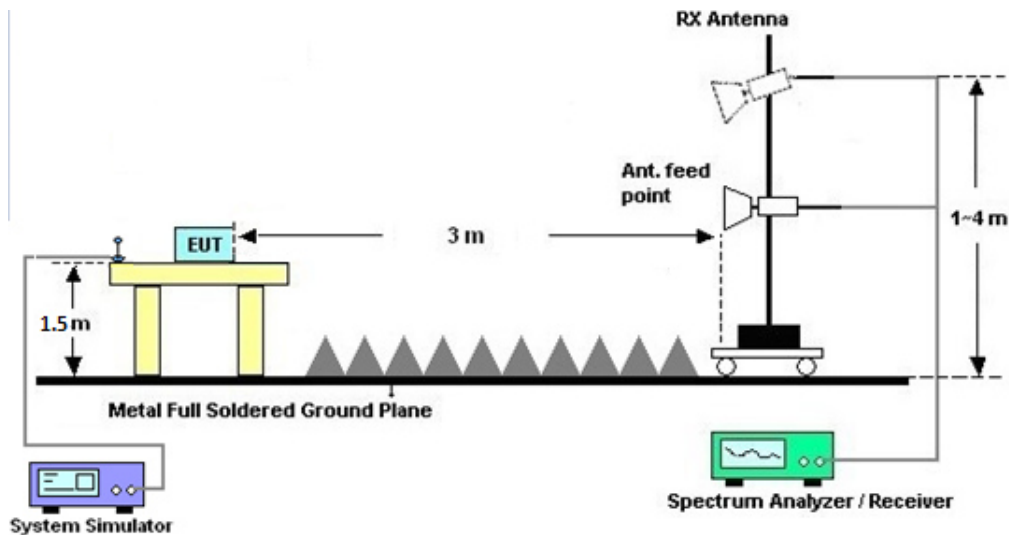
See list of measuring instruments of this test report.

4.2 Test Setup

4.2.1 For radiated test from 30MHz to 1GHz



4.2.2 For radiated test above 1GHz



4.3 Test Result of Radiated Test

Please refer to Appendix B.



4.4 Radiated Spurious Emission

4.4.1 Description of Radiated Spurious Emission

The radiated spurious emission was measured by substitution method according to ANSI/TIA-603-E. The power of any emission outside of the authorized operating frequency ranges must be attenuated below the transmitter power (P) by a factor of at least $43 + 10 \log (P)$ dB.

For LTE Band 13

For operations in the 746-758 MHz, 775-788 MHz, and 805-806 MHz bands, emissions in the band 1559-1610 MHz shall be limited to -70 dBW/MHz equivalent isotropically radiated power (EIRP) for wideband signals, and -80 dBW EIRP for discrete emissions of less than 700 Hz bandwidth.

The spectrum is scanned from 30 MHz up to a frequency including its 10th harmonic.

4.4.2 Test Procedures

1. The testing follows ANSI C63.26 Section 5.5
2. The EUT was placed on a turntable with 0.8 meter height for frequency below 1GHz and 1.5 meter height for frequency above 1GHz respectively above ground.
3. The EUT was set 3 meters from the receiving antenna mounted on the antenna tower.
4. The table was rotated 360 degrees to determine the position of the highest spurious emission.
5. The height of the receiving antenna is varied between 1m to 4m to search the maximum spurious emission for both horizontal and vertical polarizations.
6. During the measurement, the system simulator parameters were set to force the EUT transmitting at maximum output power.
7. Make the measurement with the spectrum analyzer's RBW = 1MHz, VBW = 3MHz, taking the record of maximum spurious emission.
8. A horn antenna was substituted in place of the EUT and was driven by a signal generator.
9. Tune the output power of signal generator to the same emission level with EUT maximum spurious emission.
10. $EIRP (dBm) = S.G. Power - Tx Cable Loss + Tx Antenna Gain$
11. $ERP (dBm) = EIRP - 2.15$
12. The RF fundamental frequency should be excluded against the limit line in the operating frequency band.

The limit line is derived from $43 + 10\log(P)$ dB below the transmitter power P(Watts)
= $P(W) - [43 + 10\log(P)] (dB)$
= $[30 + 10\log(P)] (dBm) - [43 + 10\log(P)] (dB)$
= $-13dBm$.



5 List of Measuring Equipment

Instrument	Manufacturer	Model No.	Serial No.	Characteristics	Calibration Date	Test Date	Due Date	Remark
Spectrum Analyzer	R&S	FSV40	101078	9kHz~40GHz	Apr. 20, 2017	Mar. 30, 2018~ Apr. 14, 2018	Apr. 19, 2018	Conducted (TH01-SZ)
Thermal Chamber	Ten Billion Hongzhangroup	LP-150U	H2014081803	-40~+150°C	Jul. 20, 2017	Mar. 30, 2018~ Apr. 14, 2018	Jul. 19, 2018	Conducted (TH01-SZ)
Radio Communication Analyzer	Anritsu	MT8820C	6201563777	2G/3G/4G (CDMA)	Jan. 03, 2018	Mar. 30, 2018~ Apr. 14, 2018	Jan. 02, 2019	Conducted (TH01-SZ)
EXA Spectrum Analyzer	KEYSIGHT	N9010A	MY55150246	10Hz~44GHz;	Apr. 10, 2018	Apr. 11, 2018~ Apr. 27, 2018	Apr. 09, 2019	Radiation (03CH03-SZ)
Bilog Antenna	TeseQ	CBL6112D	35408	30MHz-2GHz	May 14, 2017	Apr. 11, 2018~ Apr. 27, 2018	May 13, 2018	Radiation (03CH03-SZ)
Double Ridge Horn Antenna	SCHWARZBECK	BBHA9120 D	9120D-1355	1GHz~18GHz	Jul. 09, 2017	Apr. 11, 2018~ Apr. 27, 2018	Jul. 08, 2018	Radiation (03CH03-SZ)
SHF-EHF Horn	com-power	AH-840	101071	18GHz-40GHz	Jun. 16, 2017	Apr. 11, 2018~ Apr. 27, 2018	Jun. 15, 2018	Radiation (03CH03-SZ)
Amplifier	Burgeon	BPA-530	102210	0.01Hz ~3000MHz	Oct. 19, 2017	Apr. 11, 2018~ Apr. 27, 2018	Oct. 18, 2018	Radiation (03CH03-SZ)
HF Amplifier	KEYSIGHT	83017A	MY53270156	0.5GHz~26.5Ghz	Apr. 10, 2018	Apr. 11, 2018~ Apr. 27, 2018	Apr. 09, 2019	Radiation (03CH03-SZ)
HF Amplifier	MITEQ	TTA1840-35 -HG	1871923	18GHz~40GHz	Jul. 18, 2017	Apr. 11, 2018~ Apr. 27, 2018	Jul. 17, .2018	Radiation (03CH03-SZ)
AC Power Source	Chroma	61601	616010001985	N/A	NCR	Apr. 11, 2018~ Apr. 27, 2018	NCR	Radiation (03CH03-SZ)
Turn Table	EM	EM1000	N/A	0~360 degree	NCR	Apr. 11, 2018~ Apr. 27, 2018	NCR	Radiation (03CH03-SZ)
Antenna Mast	EM	EM1000	N/A	1 m~4 m	NCR	Apr. 11, 2018~ Apr. 27, 2018	NCR	Radiation (03CH03-SZ)

NCR: No Calibration Required



6 Uncertainty of Evaluation

Uncertainty of Radiated Emission Measurement (30 MHz ~ 1000 MHz)

Measuring Uncertainty for a Level of Confidence of 95% ($U = 2Uc(y)$)	3.0dB
---	-------

Uncertainty of Radiated Emission Measurement (1 GHz ~ 18 GHz)

Measuring Uncertainty for a Level of Confidence of 95% ($U = 2Uc(y)$)	3.6dB
---	-------

Uncertainty of Radiated Emission Measurement (18 GHz ~ 40 GHz)

Measuring Uncertainty for a Level of Confidence of 95% ($U = 2Uc(y)$)	3.8dB
---	-------



Appendix A. Test Results of Conducted Test

Conducted Output Power(Average power)

LTE Band 2 Maximum Average Power [dBm]						
BW [MHz]	RB Size	RB Offset	Mod	Lowest	Middle	Highest
20	1	0	QPSK	23.62	23.34	23.31
20	1	49		23.30	23.35	23.32
20	1	99		23.63	23.80	23.69
20	50	0		22.50	22.58	22.53
20	50	24		22.36	22.35	22.43
20	50	50		22.48	22.46	22.34
20	100	0		22.39	22.56	22.53
20	1	0	16-QAM	22.79	22.90	22.95
20	1	49		22.62	22.56	22.46
20	1	99		22.93	22.98	22.64
20	50	0		21.43	21.52	21.53
20	50	24		21.36	21.37	21.45
20	50	50		21.46	21.44	21.43
20	100	0		21.44	21.44	21.57
20	1	0	64-QAM	22.75	22.80	22.70
20	1	49		22.71	22.86	22.74
20	1	99		22.98	22.30	22.58
20	50	0		21.62	21.74	21.79
20	50	24		21.70	21.85	21.69
20	50	50		21.86	21.78	21.92
20	100	0		21.72	21.67	21.73



15	1	0	QPSK	23.25	23.34	23.44
15	1	37		23.25	23.46	23.12
15	1	74		23.68	23.76	23.53
15	36	0		22.57	22.55	22.42
15	36	20		22.32	22.44	22.22
15	36	39		22.43	22.49	22.24
15	75	0		22.43	22.45	22.45
15	1	0	16-QAM	22.85	22.99	22.98
15	1	37		22.74	22.56	22.46
15	1	74		22.92	22.96	22.73
15	36	0		21.39	21.49	21.39
15	36	20		21.32	21.45	21.37
15	36	39		21.43	21.51	21.41
15	75	0		21.44	21.44	21.51
15	1	0	64-QAM	22.60	22.80	22.80
15	1	37		22.80	23.00	22.68
15	1	74		22.89	22.14	22.11
15	36	0		21.58	21.84	21.86
15	36	20		21.67	21.79	21.82
15	36	39		21.72	21.56	21.72
15	75	0		21.65	21.94	21.91



LTE Band 2 Maximum Average Power [dBm]						
BW [MHz]	RB Size	RB Offset	Mod	Lowest	Middle	Highest
10	1	0	QPSK	23.19	23.13	23.06
10	1	25		23.28	23.30	23.32
10	1	49		23.43	23.61	23.40
10	25	0		22.54	22.35	22.45
10	25	12		22.50	22.31	22.20
10	25	25		22.41	22.39	22.49
10	50	0		22.52	22.44	22.54
10	1	0	16-QAM	22.51	22.81	23.00
10	1	25		22.13	22.40	22.45
10	1	49		22.97	22.85	22.81
10	25	0		21.56	21.37	21.49
10	25	12		21.35	21.27	21.23
10	25	25		21.54	21.35	21.32
10	50	0		21.45	21.45	21.39
10	1	0	64-QAM	22.70	22.94	22.90
10	1	25		22.59	22.85	22.93
10	1	49		22.83	22.93	22.20
10	25	0		21.75	21.68	21.97
10	25	12		21.66	21.75	21.85
10	25	25		21.75	21.83	21.90
10	50	0		21.70	21.92	21.96



5	1	0	QPSK	23.36	23.25	23.25
5	1	12		23.30	23.30	23.48
5	1	24		23.63	23.54	23.71
5	12	0		22.55	22.37	22.49
5	12	7		22.43	22.41	22.32
5	12	13		22.42	22.43	22.51
5	25	0		22.47	22.43	22.43
5	1	0	16-QAM	22.87	22.82	22.82
5	1	12		22.53	22.56	22.47
5	1	24		22.90	22.79	22.78
5	12	0		21.56	21.34	21.47
5	12	7		21.44	21.35	21.34
5	12	13		21.43	21.36	21.52
5	25	0		21.48	21.40	21.47
5	1	0	64-QAM	22.70	22.70	22.87
5	1	12		22.37	22.80	22.62
5	1	24		22.69	22.95	22.71
5	12	0		21.71	21.88	21.88
5	12	7		21.67	21.68	21.80
5	12	13		21.76	21.69	21.94
5	25	0		21.68	21.79	21.88



LTE Band 2 Maximum Average Power [dBm]						
BW [MHz]	RB Size	RB Offset	Mod	Lowest	Middle	Highest
3	1	0	QPSK	23.15	22.90	23.02
3	1	8		23.38	23.23	23.34
3	1	14		23.32	23.32	23.40
3	8	0		22.46	22.38	22.33
3	8	4		22.46	22.35	22.34
3	8	7		22.39	22.29	22.36
3	15	0		22.47	22.37	22.45
3	1	0	16-QAM	22.71	22.63	22.70
3	1	8		22.57	22.54	22.52
3	1	14		22.58	22.55	22.45
3	8	0		21.53	21.42	21.40
3	8	4		21.52	21.38	21.40
3	8	7		21.40	21.31	21.32
3	15	0		21.53	21.35	21.40
3	1	0	64-QAM	22.73	22.81	22.87
3	1	8		22.82	23.00	22.99
3	1	14		22.67	22.85	22.72
3	8	0		21.73	21.96	21.84
3	8	4		21.73	21.75	22.00
3	8	7		21.61	21.63	21.76
3	15	0		21.67	21.61	21.97



1.4	1	0	QPSK	23.19	22.83	22.73
1.4	1	3		23.35	23.30	23.22
1.4	1	5		23.29	23.18	23.23
1.4	3	0		23.32	23.22	23.28
1.4	3	1		23.34	23.27	23.28
1.4	3	3		23.32	23.23	23.27
1.4	6	0		22.36	22.29	22.26
1.4	1	0	16-QAM	22.66	22.55	22.71
1.4	1	3		22.58	22.60	22.53
1.4	1	5		22.58	22.47	22.48
1.4	3	0		22.37	22.28	22.23
1.4	3	1		22.38	22.36	22.26
1.4	3	3		22.29	22.25	22.21
1.4	6	0		21.49	21.35	21.40
1.4	1	0	64-QAM	22.53	22.70	22.30
1.4	1	3		22.74	23.00	22.82
1.4	1	5		22.69	23.00	22.75
1.4	3	0		22.65	22.83	22.71
1.4	3	1		22.82	22.82	23.00
1.4	3	3		22.59	22.96	22.81
1.4	6	0		21.59	21.68	21.81



LTE Band 4 Maximum Average Power [dBm]						
BW [MHz]	RB Size	RB Offset	Mod	Lowest	Middle	Highest
20	1	0	QPSK	23.52	23.49	23.33
20	1	49		23.58	23.39	23.39
20	1	99		23.50	23.68	23.61
20	50	0		22.59	22.55	22.52
20	50	24		22.53	22.57	22.45
20	50	50		22.69	22.72	22.53
20	100	0		22.63	22.67	22.49
20	1	0	16-QAM	22.59	22.72	22.71
20	1	49		22.56	22.65	22.60
20	1	99		22.79	22.63	22.70
20	50	0		21.50	21.50	21.42
20	50	24		21.37	21.44	21.41
20	50	50		21.40	21.35	21.35
20	100	0		21.38	21.35	21.35
20	1	0	64-QAM	22.46	22.30	22.34
20	1	49		22.56	22.63	22.78
20	1	99		22.34	22.30	22.41
20	50	0		21.47	21.49	21.33
20	50	24		21.46	21.44	21.29
20	50	50		21.47	21.42	21.33
20	100	0		21.42	21.36	21.30



15	1	0	QPSK	23.15	23.28	23.23
15	1	37		23.05	23.19	23.28
15	1	74		23.39	23.38	23.41
15	36	0		22.52	22.51	22.44
15	36	20		22.42	22.39	22.43
15	36	39		22.35	22.32	22.28
15	75	0		22.42	22.37	22.41
15	1	0	16-QAM	22.73	22.86	22.79
15	1	37		22.70	22.61	22.66
15	1	74		22.69	22.69	22.72
15	36	0		21.51	21.47	21.39
15	36	20		21.39	21.40	21.40
15	36	39		21.40	21.33	21.40
15	75	0		21.40	21.37	21.42
15	1	0	64-QAM	22.38	22.43	22.56
15	1	37		22.57	21.89	21.52
15	1	74		22.21	22.25	22.10
15	36	0		21.40	21.38	21.32
15	36	20		21.47	21.35	21.39
15	36	39		21.39	21.36	21.37
15	75	0		21.46	21.44	21.34



LTE Band 4 Maximum Average Power [dBm]						
BW [MHz]	RB Size	RB Offset	Mod	Lowest	Middle	Highest
10	1	0	QPSK	22.98	23.13	23.05
10	1	25		23.40	23.26	23.26
10	1	49		23.50	23.35	23.40
10	25	0		22.50	22.53	22.45
10	25	12		22.39	22.49	22.37
10	25	25		22.37	22.35	22.42
10	50	0		22.39	22.37	22.39
10	1	0	16-QAM	22.98	22.95	22.98
10	1	25		22.76	22.71	22.72
10	1	49		22.94	22.98	22.89
10	25	0		21.56	21.58	21.56
10	25	12		21.53	21.55	21.38
10	25	25		21.65	21.55	21.38
10	50	0		21.64	21.55	21.51
10	1	0	64-QAM	22.51	22.74	22.79
10	1	25		22.57	22.91	22.41
10	1	49		23.00	22.92	22.83
10	25	0		21.61	21.66	21.49
10	25	12		21.73	21.59	21.54
10	25	25		21.67	21.70	21.74
10	50	0		21.67	21.59	21.32



5	1	0	QPSK	23.22	23.18	23.03
5	1	12		23.53	23.32	23.37
5	1	24		23.57	23.40	23.33
5	12	0		22.56	22.56	22.44
5	12	7		22.50	22.44	22.43
5	12	13		22.50	22.41	22.40
5	25	0		22.54	22.46	22.45
5	1	0	16-QAM	22.88	22.91	22.89
5	1	12		22.70	22.61	22.75
5	1	24		22.90	22.78	22.70
5	12	0		21.56	21.60	21.46
5	12	7		21.51	21.50	21.48
5	12	13		21.51	21.45	21.42
5	25	0		21.50	21.46	21.43
5	1	0	64-QAM	22.60	22.68	22.80
5	1	12		23.00	22.78	22.31
5	1	24		22.30	22.46	22.47
5	12	0		21.66	21.59	21.45
5	12	7		21.62	21.63	21.60
5	12	13		21.67	21.56	21.47
5	25	0		21.60	21.47	21.43



LTE Band 4 Maximum Average Power [dBm]						
BW [MHz]	RB Size	RB Offset	Mod	Lowest	Middle	Highest
3	1	0	QPSK	23.01	23.05	22.88
3	1	8		23.47	23.36	23.36
3	1	14		23.46	23.36	23.32
3	8	0		22.47	22.52	22.44
3	8	4		22.50	22.42	22.41
3	8	7		22.49	22.38	22.39
3	15	0		22.47	22.37	22.38
3	1	0	16-QAM	22.78	22.80	22.73
3	1	8		22.88	22.72	22.75
3	1	14		22.89	22.65	22.62
3	8	0		21.49	21.58	21.52
3	8	4		21.51	21.41	21.48
3	8	7		21.50	21.44	21.42
3	15	0		21.50	21.43	21.41
3	1	0	64-QAM	22.12	22.56	22.70
3	1	8		22.96	22.73	22.53
3	1	14		23.00	22.97	22.99
3	8	0		21.55	21.72	21.64
3	8	4		21.86	21.68	21.63
3	8	7		21.80	21.52	21.38
3	15	0		21.48	21.48	21.46



1.4	1	0	QPSK	22.88	22.93	22.82
1.4	1	3		23.46	23.38	23.45
1.4	1	5		23.33	23.35	23.31
1.4	3	0		23.45	23.44	23.33
1.4	3	1		23.41	23.51	23.42
1.4	3	3		23.42	23.40	23.42
1.4	6	0		22.36	22.33	22.36
1.4	1	0	16-QAM	22.85	22.93	22.64
1.4	1	3		22.81	22.71	22.86
1.4	1	5		22.76	22.66	22.57
1.4	3	0		22.39	22.47	22.36
1.4	3	1		22.40	22.57	22.41
1.4	3	3		22.41	22.39	22.36
1.4	6	0		21.46	21.41	21.36
1.4	1	0	64-QAM	22.57	22.58	22.60
1.4	1	3		22.73	23.00	22.86
1.4	1	5		22.96	22.90	22.83
1.4	3	0		22.55	22.67	22.51
1.4	3	1		22.72	22.59	22.49
1.4	3	3		22.65	22.60	22.54
1.4	6	0		21.57	21.56	21.47



LTE Band 5 Maximum Average Power [dBm]						
BW [MHz]	RB Size	RB Offset	Mod	Lowest	Middle	Highest
10	1	0	QPSK	23.10	23.18	23.10
10	1	25		23.35	23.35	23.36
10	1	49		23.55	23.79	23.77
10	25	0		22.42	22.47	22.50
10	25	12		22.52	22.60	22.40
10	25	25		22.45	22.52	22.52
10	50	0		22.47	22.58	22.52
10	1	0	16-QAM	22.79	22.90	22.88
10	1	25		22.59	22.75	22.48
10	1	49		22.98	22.79	22.99
10	25	0		21.48	21.46	21.49
10	25	12		21.59	21.53	21.48
10	25	25		21.52	21.55	21.59
10	50	0		21.54	21.55	21.46
10	1	0	64-QAM	22.58	22.65	22.59
10	1	25		23.00	23.00	22.64
10	1	49		22.99	23.00	22.73
10	25	0		21.64	21.53	21.68
10	25	12		21.72	21.74	21.67
10	25	25		21.76	21.80	21.67
10	50	0		21.74	21.72	21.65



5	1	0	QPSK	22.91	22.89	22.97
5	1	12		23.38	23.34	23.24
5	1	24		23.38	23.39	23.37
5	12	0		22.45	22.46	22.41
5	12	7		22.45	22.46	22.47
5	12	13		22.46	22.48	22.51
5	25	0		22.44	22.43	22.51
5	1	0	16-QAM	22.64	22.66	22.63
5	1	12		22.52	22.68	22.67
5	1	24		22.60	22.61	22.73
5	12	0		21.55	21.52	21.48
5	12	7		21.51	21.50	21.50
5	12	13		21.53	21.54	21.52
5	25	0		21.45	21.48	21.48
5	1	0	64-QAM	22.46	22.54	22.50
5	1	12		22.34	22.63	22.60
5	1	24		22.74	22.72	22.67
5	12	0		21.76	21.63	21.60
5	12	7		21.60	21.73	21.63
5	12	13		21.61	21.61	21.61
5	25	0		21.65	21.66	21.52



LTE Band 5 Maximum Average Power [dBm]						
BW [MHz]	RB Size	RB Offset	Mod	Lowest	Middle	Highest
3	1	0	QPSK	22.87	22.82	22.92
3	1	8		23.46	23.38	23.43
3	1	14		23.38	23.39	23.36
3	8	0		22.44	22.36	22.41
3	8	4		22.48	22.41	22.49
3	8	7		22.39	22.38	22.41
3	15	0		22.46	22.40	22.45
3	1	0	16-QAM	22.64	22.73	22.66
3	1	8		22.66	22.67	22.73
3	1	14		22.60	22.67	22.67
3	8	0		21.52	21.46	21.49
3	8	4		21.55	21.52	21.59
3	8	7		21.48	21.45	21.52
3	15	0		21.53	21.47	21.53
3	1	0	64-QAM	22.47	22.50	22.55
3	1	8		23.00	22.86	22.51
3	1	14		22.81	22.86	22.38
3	8	0		21.65	21.61	21.59
3	8	4		21.67	21.68	21.71
3	8	7		21.66	21.65	21.51
3	15	0		21.66	21.58	21.71



1.4	1	0	QPSK	22.81	22.84	22.83
1.4	1	3		23.40	23.38	23.46
1.4	1	5		23.34	23.30	23.26
1.4	3	0		23.33	23.35	23.35
1.4	3	1		23.39	23.37	23.37
1.4	3	3		23.42	23.36	23.31
1.4	6	0		22.43	22.40	22.43
1.4	1	0	16-QAM	22.60	22.64	22.63
1.4	1	3		22.69	22.73	22.77
1.4	1	5		22.58	22.60	22.60
1.4	3	0		22.35	22.41	22.42
1.4	3	1		22.37	22.42	22.47
1.4	3	3		22.35	22.34	22.39
1.4	6	0		21.47	21.46	21.42
1.4	1	0	64-QAM	22.47	22.46	22.52
1.4	1	3		22.89	22.90	23.00
1.4	1	5		22.61	22.83	22.94
1.4	3	0		22.61	22.76	22.76
1.4	3	1		22.86	22.90	22.78
1.4	3	3		22.69	22.54	22.63
1.4	6	0		21.67	21.67	21.59



LTE Band 12 Maximum Average Power [dBm]						
BW [MHz]	RB Size	RB Offset	Mod	Lowest	Middle	Highest
10	1	0	QPSK	23.42	23.43	23.37
10	1	25		23.20	23.34	23.12
10	1	49		23.39	23.46	23.26
10	25	0		22.92	22.87	22.81
10	25	12		22.94	22.97	22.84
10	25	25		22.91	22.92	22.83
10	50	0		22.18	22.39	21.99
10	1	0	16-QAM	22.33	22.71	22.31
10	1	25		22.48	22.68	22.32
10	1	49		22.35	22.64	22.23
10	25	0		21.90	21.84	21.83
10	25	12		22.00	21.98	21.87
10	25	25		21.86	21.93	21.83
10	50	0		21.27	21.50	21.07
10	1	0	64-QAM	22.88	22.78	22.90
10	1	25		22.71	22.50	22.50
10	1	49		22.58	22.57	22.54
10	25	0		21.77	21.73	21.55
10	25	12		21.62	21.61	21.54
10	25	25		21.65	21.45	21.41
10	50	0		21.75	21.56	21.61



5	1	0	QPSK	23.20	22.97	22.82
5	1	12		23.45	23.10	22.99
5	1	24		23.32	23.11	23.00
5	12	0		22.43	22.22	21.99
5	12	7		22.46	22.23	22.06
5	12	13		22.38	22.13	22.01
5	25	0		22.39	22.18	22.05
5	1	0	16-QAM	22.59	22.51	22.42
5	1	12		22.85	22.43	22.30
5	1	24		22.59	22.42	22.38
5	12	0		21.43	21.28	21.11
5	12	7		21.46	21.27	21.09
5	12	13		21.39	21.19	21.07
5	25	0		21.41	21.23	21.06
5	1	0	64-QAM	22.68	22.66	22.52
5	1	12		22.73	22.80	22.76
5	1	24		22.53	22.46	22.84
5	12	0		21.66	21.46	21.56
5	12	7		21.49	21.59	21.40
5	12	13		21.74	21.50	21.34
5	25	0		21.74	21.64	21.46



LTE Band 12 Maximum Average Power [dBm]						
BW [MHz]	RB Size	RB Offset	Mod	Lowest	Middle	Highest
3	1	0	QPSK	23.23	23.05	22.86
3	1	8		23.28	23.14	23.02
3	1	14		23.28	23.17	23.12
3	8	0		22.40	22.17	22.18
3	8	4		22.34	22.19	22.09
3	8	7		22.37	22.14	22.06
3	15	0		22.43	22.22	22.13
3	1	0	16-QAM	22.68	22.49	22.33
3	1	8		22.54	22.32	22.28
3	1	14		22.54	22.36	22.32
3	8	0		21.41	21.19	21.17
3	8	4		21.37	21.27	21.13
3	8	7		21.39	21.23	21.03
3	15	0		21.41	21.24	21.12
3	1	0	64-QAM	22.81	22.69	22.56
3	1	8		22.20	22.34	22.11
3	1	14		22.99	22.65	22.38
3	8	0		21.65	21.53	21.36
3	8	4		21.67	21.58	21.26
3	8	7		21.61	21.49	21.26
3	15	0		21.78	21.53	21.37



1.4	1	0	QPSK	23.23	22.84	22.75
1.4	1	3		23.34	23.22	23.02
1.4	1	5		23.28	23.07	23.00
1.4	3	0		22.46	22.31	22.24
1.4	3	1		22.33	22.24	22.22
1.4	3	3		22.32	22.18	22.10
1.4	6	0		22.43	22.18	22.20
1.4	1	0	16-QAM	22.87	22.77	22.72
1.4	1	3		22.55	22.42	22.37
1.4	1	5		22.66	22.58	22.50
1.4	3	0		21.49	21.37	21.23
1.4	3	1		21.41	21.29	21.23
1.4	3	3		21.33	21.19	21.13
1.4	6	0		21.40	21.19	21.28
1.4	1	0	64-QAM	22.85	22.47	22.66
1.4	1	3		22.86	22.66	22.39
1.4	1	5		22.61	22.62	22.41
1.4	3	0		22.60	22.67	22.59
1.4	3	1		22.81	22.83	22.48
1.4	3	3		22.68	22.70	22.55
1.4	6	0		21.50	21.53	21.28



LTE Band 13 Maximum Average Power [dBm]						
BW [MHz]	RB Size	RB Offset	Mod	Lowest	Middle	Highest
10	1	0	QPSK		23.18	
10	1	25			23.37	
10	1	49			23.52	
10	25	0			22.55	
10	25	12			22.49	
10	25	25			22.36	
10	50	0			22.46	
10	1	0	16-QAM	-	22.80	-
10	1	25			22.41	
10	1	49			22.91	
10	25	0			21.52	
10	25	12			21.53	
10	25	25			21.35	
10	50	0			21.49	
10	1	0	64-QAM		22.77	
10	1	25			22.47	
10	1	49			22.81	
10	25	0			21.58	
10	25	12			21.71	
10	25	25			21.66	
10	50	0			21.70	



5	1	0	QPSK	22.82	22.85	22.82
5	1	12		23.23	23.32	23.27
5	1	24		23.45	23.31	23.33
5	12	0		22.38	22.37	22.36
5	12	7		22.33	22.28	22.33
5	12	13		22.34	22.41	22.31
5	25	0		22.49	22.41	22.34
5	1	0	16-QAM	22.51	22.71	22.59
5	1	12		22.61	22.39	22.55
5	1	24		22.68	22.64	22.71
5	12	0		21.42	21.42	21.37
5	12	7		21.32	21.33	21.32
5	12	13		21.38	21.36	21.33
5	25	0		21.53	21.33	21.36
5	1	0	64-QAM	22.30	22.38	22.41
5	1	12		22.51	22.55	23.00
5	1	24		22.63	22.45	22.95
5	12	0		21.40	21.58	21.38
5	12	7		21.47	21.60	21.52
5	12	13		21.51	21.34	21.41
5	25	0		21.58	21.58	21.66



LTE Band 66 Maximum Average Power [dBm]						
BW [MHz]	RB Size	RB Offset	Mod	Lowest	Middle	Highest
20	1	0	QPSK	23.44	23.37	23.28
20	1	49		23.51	23.44	23.33
20	1	99		23.84	23.90	23.85
20	50	0		22.71	22.76	22.55
20	50	24		22.64	22.54	22.55
20	50	50		22.67	22.63	22.48
20	100	0		22.65	22.70	22.65
20	1	0	16-QAM	22.96	22.91	22.92
20	1	49		22.88	22.81	22.80
20	1	99		22.95	22.94	22.89
20	50	0		21.68	21.58	21.53
20	50	24		21.64	21.54	21.54
20	50	50		21.67	21.58	21.56
20	100	0		21.62	21.55	21.57
20	1	0	64-QAM	22.10	22.38	22.46
20	1	49		22.21	22.31	22.32
20	1	99		22.69	22.76	21.80
20	50	0		21.36	21.21	21.24
20	50	24		21.51	21.46	21.31
20	50	50		21.36	21.37	21.26
20	100	0		21.46	21.43	21.36



15	1	0	QPSK	23.78	23.82	23.77
15	1	37		23.58	23.19	23.32
15	1	74		23.78	23.79	23.51
15	36	0		22.73	22.62	22.59
15	36	20		22.67	22.51	22.52
15	36	39		22.58	22.45	22.54
15	75	0		22.68	22.54	22.57
15	1	0	16-QAM	22.95	22.65	22.95
15	1	37		22.50	22.86	22.90
15	1	74		22.90	22.97	22.90
15	36	0		21.75	21.57	21.62
15	36	20		21.68	21.51	21.48
15	36	39		21.53	21.44	21.39
15	75	0		21.69	21.57	21.59
15	1	0	64-QAM	22.56	22.78	22.76
15	1	37		22.38	22.71	22.29
15	1	74		22.57	22.59	22.00
15	36	0		21.45	21.38	21.44
15	36	20		21.45	21.36	21.53
15	36	39		21.32	21.35	21.16
15	75	0		21.34	21.47	21.14



LTE Band 66 Maximum Average Power [dBm]						
BW [MHz]	RB Size	RB Offset	Mod	Lowest	Middle	Highest
10	1	0	QPSK	22.65	22.55	22.56
10	1	25		23.30	23.18	23.17
10	1	49		23.21	23.34	23.25
10	25	0		22.33	22.25	22.27
10	25	12		22.40	22.30	22.31
10	25	25		22.46	22.44	22.45
10	50	0		22.36	22.29	22.25
10	1	0	16-QAM	22.41	22.50	22.31
10	1	25		22.59	22.53	22.55
10	1	49		22.90	22.93	22.91
10	25	0		21.33	21.27	21.23
10	25	12		21.44	21.32	21.29
10	25	25		21.45	21.35	21.46
10	50	0		21.36	21.29	21.21
10	1	0	64-QAM	21.74	21.89	21.85
10	1	25		22.13	22.18	22.21
10	1	49		22.60	22.28	21.75
10	25	0		21.13	21.12	21.08
10	25	12		21.32	21.20	21.03
10	25	25		21.26	21.25	20.88
10	50	0		21.24	21.29	21.26



5	1	0	QPSK	23.20	23.20	23.11
5	1	12		23.31	23.17	23.16
5	1	24		23.31	23.21	23.18
5	12	0		22.38	22.31	22.33
5	12	7		22.36	22.23	22.26
5	12	13		22.33	22.30	22.23
5	25	0		22.36	22.26	22.28
5	1	0	16-QAM	22.68	22.73	22.60
5	1	12		22.61	22.65	22.49
5	1	24		22.73	22.53	22.64
5	12	0		21.38	21.37	21.34
5	12	7		21.36	21.27	21.28
5	12	13		21.33	21.32	21.24
5	25	0		21.35	21.24	21.29
5	1	0	64-QAM	21.97	22.14	22.04
5	1	12		21.96	22.35	22.10
5	1	24		22.50	22.43	22.29
5	12	0		21.25	21.20	21.14
5	12	7		21.21	21.25	21.09
5	12	13		21.19	21.16	21.10
5	25	0		21.26	21.30	21.12



LTE Band 66 Maximum Average Power [dBm]						
BW [MHz]	RB Size	RB Offset	Mod	Lowest	Middle	Highest
3	1	0	QPSK	23.12	23.07	23.03
3	1	8		23.28	23.21	23.18
3	1	14		23.21	23.22	23.09
3	8	0		22.33	22.24	22.22
3	8	4		22.29	22.22	22.24
3	8	7		22.30	22.30	22.20
3	15	0		22.29	22.20	22.22
3	1	0	16-QAM	22.71	22.57	22.65
3	1	8		22.69	22.55	22.49
3	1	14		22.75	22.55	22.42
3	8	0		21.36	21.30	21.26
3	8	4		21.35	21.28	21.25
3	8	7		21.32	21.32	21.21
3	15	0		21.31	21.21	21.22
3	1	0	64-QAM	22.31	22.49	22.70
3	1	8		22.34	22.96	22.66
3	1	14		22.29	22.66	22.47
3	8	0		21.25	21.30	21.12
3	8	4		21.24	21.28	21.06
3	8	7		21.21	21.20	21.07
3	15	0		21.21	21.24	21.07



1.4	1	0	QPSK	22.98	22.93	22.90
1.4	1	3		23.26	23.25	23.21
1.4	1	5		23.21	23.22	23.12
1.4	3	0		23.27	23.19	23.10
1.4	3	1		23.28	23.23	23.19
1.4	3	3		23.28	23.20	23.11
1.4	6	0		22.21	22.16	22.17
1.4	1	0	16-QAM	22.55	22.53	22.45
1.4	1	3		22.75	22.52	22.52
1.4	1	5		22.49	22.52	22.47
1.4	3	0		22.23	22.19	22.15
1.4	3	1		22.29	22.23	22.18
1.4	3	3		22.24	22.17	22.18
1.4	6	0		21.34	21.20	21.14
1.4	1	0	64-QAM	22.88	22.59	22.63
1.4	1	3		22.78	22.64	22.61
1.4	1	5		22.47	22.68	22.00
1.4	3	0		22.09	22.02	22.08
1.4	3	1		22.09	22.15	22.17
1.4	3	3		21.96	21.99	21.80
1.4	6	0		21.98	22.00	21.78



LTE Band 71 Maximum Average Power [dBm]						
BW [MHz]	RB Size	RB Offset	Mod	Lowest	Middle	Highest
20	1	0	QPSK	23.29	23.53	23.50
20	1	49		24.42	24.59	24.57
20	1	99		24.52	24.54	24.33
20	50	0		22.68	22.58	22.64
20	50	24		23.04	23.11	23.04
20	50	50		23.03	23.01	22.94
20	100	0		22.84	22.89	22.88
20	1	0	16-QAM	22.12	22.17	22.43
20	1	49		23.25	23.31	23.38
20	1	99		23.44	23.12	23.19
20	50	0		21.52	21.58	21.75
20	50	24		22.01	22.05	22.08
20	50	50		22.00	22.03	21.97
20	100	0		21.89	21.78	21.84
20	1	0	64-QAM	22.32	22.45	22.51
20	1	49		23.41	23.54	23.46
20	1	99		23.12	23.33	23.21
20	50	0		22.00	22.04	22.01
20	50	24		22.39	22.44	22.41
20	50	50		22.19	22.27	22.26
20	100	0		22.12	22.23	22.20



15	1	0	QPSK	24.08	24.55	24.31
15	1	37		24.10	24.50	24.40
15	1	74		24.42	24.58	24.57
15	36	0		22.78	22.99	22.80
15	36	20		22.89	23.15	23.09
15	36	39		23.01	23.08	22.92
15	75	0		22.91	23.00	22.95
15	1	0	16-QAM	22.70	22.99	22.97
15	1	37		23.03	22.87	22.85
15	1	74		23.21	23.18	23.19
15	36	0		21.75	22.00	21.87
15	36	20		21.94	22.09	22.08
15	36	39		21.99	22.03	21.88
15	75	0		21.79	22.06	21.93
15	1	0	64-QAM	23.09	23.16	23.15
15	1	37		23.19	23.36	23.32
15	1	74		23.24	23.30	23.28
15	36	0		22.18	22.28	22.25
15	36	20		22.41	22.46	22.44
15	36	39		22.32	22.35	22.34
15	75	0		22.28	22.37	22.31



LTE Band 71 Maximum Average Power [dBm]						
BW [MHz]	RB Size	RB Offset	Mod	Lowest	Middle	Highest
10	1	0	QPSK	23.15	23.38	23.33
10	1	25		23.90	24.37	24.16
10	1	49		24.35	24.58	24.47
10	25	0		22.31	22.51	22.53
10	25	12		22.51	22.85	22.58
10	25	25		22.64	22.75	22.76
10	50	0		22.42	22.70	22.60
10	1	0	16-QAM	22.07	22.39	22.27
10	1	25		22.54	22.84	22.65
10	1	49		23.01	23.21	23.08
10	25	0		21.40	21.60	21.55
10	25	12		21.57	21.86	21.67
10	25	25		21.61	21.77	21.76
10	50	0		21.44	21.70	21.61
10	1	0	64-QAM	22.21	22.23	22.25
10	1	25		22.85	22.89	22.88
10	1	49		23.40	23.42	23.38
10	25	0		22.00	22.03	22.02
10	25	12		22.07	22.11	22.10
10	25	25		22.05	22.13	22.16
10	50	0		22.06	22.03	22.05



5	1	0	QPSK	23.90	24.31	24.17
5	1	12		23.77	24.22	24.09
5	1	24		24.04	24.35	24.18
5	12	0		22.41	22.77	22.73
5	12	7		22.48	22.86	22.66
5	12	13		22.46	22.83	22.59
5	25	0		22.40	22.77	22.71
5	1	0	16-QAM	22.53	22.95	22.83
5	1	12		22.39	23.05	22.95
5	1	24		22.66	22.96	22.76
5	12	0		21.44	21.76	21.75
5	12	7		21.52	21.87	21.65
5	12	13		21.41	21.83	21.59
5	25	0		21.49	21.80	21.69
5	1	0	64-QAM	22.89	23.03	23.02
5	1	12		23.11	23.18	23.15
5	1	24		23.03	23.15	23.16
5	12	0		22.00	22.06	22.03
5	12	7		22.10	22.13	22.10
5	12	13		22.01	22.07	22.06
5	25	0		22.00	22.06	22.04



ERP/EIRP

LTE Band 2 ($G_T - L_C = 0.55$ dB) QPSK									
Bandwidth	1.4M			3M			5M		
Channel	18607	18900	19193	18615	18900	19185	18625	18900	19175
	(Low)	(Mid)	(High)	(Low)	(Mid)	(High)	(Low)	(Mid)	(High)
Frequency	1850.7	1880	1909.3	1851.5	1880	1908.5	1852.5	1880	1907.5
(MHz)									
Conducted Power (dBm)	23.35	23.30	23.22	23.32	23.32	23.40	23.63	23.54	23.71
Conducted Power (Watts)	0.2163	0.2138	0.2099	0.2148	0.2148	0.2188	0.2307	0.2259	0.2350
EIRP(dBm)	23.90	23.85	23.77	23.87	23.87	23.95	24.18	24.09	24.26
EIRP(Watts)	0.2455	0.2427	0.2382	0.2438	0.2438	0.2483	0.2618	0.2564	0.2667

LTE Band 2 ($G_T - L_C = 0.55$ dB) QPSK									
Bandwidth	10M			15M			20M		
Channel	18650	18900	19150	18675	18900	19125	18650	18900	19100
	(Low)	(Mid)	(High)	(Low)	(Mid)	(High)	(Low)	(Mid)	(High)
Frequency	1855	1880	1905	1857.5	1880	1902.5	1860	1880	1900
(MHz)									
Conducted Power (dBm)	23.43	23.61	23.40	23.68	23.76	23.53	23.63	23.80	23.69
Conducted Power (Watts)	0.2203	0.2296	0.2188	0.2333	0.2377	0.2254	0.2307	0.2399	0.2339
EIRP(dBm)	23.98	24.16	23.95	24.23	24.31	24.08	24.18	24.35	24.24
EIRP(Watts)	0.2500	0.2606	0.2483	0.2649	0.2698	0.2559	0.2618	0.2723	0.2655



LTE Band 2 (G _T - L _C = 0.55 dB) 16QAM									
Bandwidth	1.4M			3M			5M		
Channel	18607	18900	19193	18615	18900	19185	18625	18900	19175
	(Low)	(Mid)	(High)	(Low)	(Mid)	(High)	(Low)	(Mid)	(High)
Frequency (MHz)	1850.7	1880	1909.3	1851.5	1880	1908.5	1852.5	1880	1907.5
Conducted Power (dBm)	22.66	22.55	22.71	22.71	22.63	22.70	22.90	22.79	22.78
Conducted Power (Watts)	0.1845	0.1799	0.1866	0.1866	0.1832	0.1862	0.1950	0.1901	0.1897
EIRP(dBm)	23.21	23.10	23.26	23.26	23.18	23.25	23.45	23.34	23.33
EIRP(Watts)	0.2094	0.2042	0.2118	0.2118	0.2080	0.2113	0.2213	0.2158	0.2153

LTE Band 2 (G _T - L _C = 0.55 dB) 16QAM									
Bandwidth	10M			15M			20M		
Channel	18650	18900	19150	18675	18900	19125	18650	18900	19100
	(Low)	(Mid)	(High)	(Low)	(Mid)	(High)	(Low)	(Mid)	(High)
Frequency (MHz)	1855	1880	1905	1857.5	1880	1902.5	1860	1880	1900
Conducted Power (dBm)	22.51	22.81	23.00	22.85	22.99	22.98	22.93	22.98	22.64
Conducted Power (Watts)	0.1782	0.1910	0.1995	0.1928	0.1991	0.1986	0.1963	0.1986	0.1837
EIRP(dBm)	23.06	23.36	23.55	23.40	23.54	23.53	23.48	23.53	23.19
EIRP(Watts)	0.2023	0.2168	0.2265	0.2188	0.2259	0.2254	0.2228	0.2254	0.2084



LTE Band 2 (G _T - L _C = 0.55 dB) 64QAM									
Bandwidth	1.4M			3M			5M		
Channel	18607	18900	19193	18615	18900	19185	18625	18900	19175
	(Low)	(Mid)	(High)	(Low)	(Mid)	(High)	(Low)	(Mid)	(High)
Frequency (MHz)	1850.7	1880	1909.3	1851.5	1880	1908.5	1852.5	1880	1907.5
Conducted Power (dBm)	22.74	23.00	22.82	22.82	23.00	22.99	22.69	22.95	22.71
Conducted Power (Watts)	0.1879	0.1995	0.1914	0.1914	0.1995	0.1991	0.1858	0.1972	0.1866
EIRP(dBm)	23.29	23.55	23.37	23.37	23.55	23.54	23.24	23.50	23.26
EIRP(Watts)	0.2133	0.2265	0.2173	0.2173	0.2265	0.2259	0.2109	0.2239	0.2118

LTE Band 2 (G _T - L _C = 0.55 dB) 64QAM									
Bandwidth	10M			15M			20M		
Channel	18650	18900	19150	18675	18900	19125	18650	18900	19100
	(Low)	(Mid)	(High)	(Low)	(Mid)	(High)	(Low)	(Mid)	(High)
Frequency (MHz)	1855	1880	1905	1857.5	1880	1902.5	1860	1880	1900
Conducted Power (dBm)	22.70	22.94	22.90	22.80	23.00	22.68	22.98	22.30	22.58
Conducted Power (Watts)	0.1862	0.1968	0.1950	0.1905	0.1995	0.1854	0.1986	0.1698	0.1811
EIRP(dBm)	23.25	23.49	23.45	23.35	23.55	23.23	23.53	22.85	23.13
EIRP(Watts)	0.2113	0.2234	0.2213	0.2163	0.2265	0.2104	0.2254	0.1928	0.2056



LTE Band 4 (G _T - L _C = -1.5 dB) QPSK									
Bandwidth	1.4M			3M			5M		
Channel	19957	20175	20393	19965	20175	20385	19975	20175	20375
	(Low)	(Mid)	(High)	(Low)	(Mid)	(High)	(Low)	(Mid)	(High)
Frequency (MHz)	1710.7	1732.5	1754.3	1711.5	1732.5	1753.5	1712.5	1732.5	1752.5
Conducted Power (dBm)	23.41	23.51	23.42	23.47	23.36	23.36	23.57	23.40	23.33
Conducted Power (Watts)	0.2193	0.2244	0.2198	0.2223	0.2168	0.2168	0.2275	0.2188	0.2153
EIRP(dBm)	21.91	22.01	21.92	21.97	21.86	21.86	22.07	21.90	21.83
EIRP(Watts)	0.1552	0.1589	0.1556	0.1574	0.1535	0.1535	0.1611	0.1549	0.1524

LTE Band 4 (G _T - L _C = -1.5 dB) QPSK									
Bandwidth	10M			15M			20M		
Channel	20000	20175	20350	20025	20175	20325	20050	20175	20300
	(Low)	(Mid)	(High)	(Low)	(Mid)	(High)	(Low)	(Mid)	(High)
Frequency (MHz)	1715	1732.5	1750	1717.5	1732.5	1747.5	1720	1732.5	1745
Conducted Power (dBm)	23.50	23.35	23.40	23.39	23.38	23.41	23.50	23.68	23.61
Conducted Power (Watts)	0.2239	0.2163	0.2188	0.2183	0.2178	0.2193	0.2239	0.2333	0.2296
EIRP(dBm)	22.00	21.85	21.90	21.89	21.88	21.91	22.00	22.18	22.11
EIRP(Watts)	0.1585	0.1531	0.1549	0.1545	0.1542	0.1552	0.1585	0.1652	0.1626



LTE Band 4 (G _T - L _C = -1.5 dB) 16QAM									
Bandwidth	1.4M			3M			5M		
Channel	19957	20175	20393	19965	20175	20385	19975	20175	20375
	(Low)	(Mid)	(High)	(Low)	(Mid)	(High)	(Low)	(Mid)	(High)
Frequency (MHz)	1710.7	1732.5	1754.3	1711.5	1732.5	1753.5	1712.5	1732.5	1752.5
Conducted Power (dBm)	22.85	22.93	22.64	22.89	22.65	22.62	22.88	22.91	22.89
Conducted Power (Watts)	0.1928	0.1963	0.1837	0.1945	0.1841	0.1828	0.1941	0.1954	0.1945
EIRP(dBm)	21.35	21.43	21.14	21.39	21.15	21.12	21.38	21.41	21.39
EIRP(Watts)	0.1365	0.1390	0.1300	0.1377	0.1303	0.1294	0.1374	0.1384	0.1377

LTE Band 4 (G _T - L _C = -1.5 dB) 16QAM									
Bandwidth	10M			15M			20M		
Channel	20000	20175	20350	20025	20175	20325	20050	20175	20300
	(Low)	(Mid)	(High)	(Low)	(Mid)	(High)	(Low)	(Mid)	(High)
Frequency (MHz)	1715	1732.5	1750	1717.5	1732.5	1747.5	1720	1732.5	1745
Conducted Power (dBm)	22.98	22.95	22.98	22.73	22.86	22.79	22.79	22.63	22.70
Conducted Power (Watts)	0.1986	0.1972	0.1986	0.1875	0.1932	0.1901	0.1901	0.1832	0.1862
EIRP(dBm)	21.48	21.45	21.48	21.23	21.36	21.29	21.29	21.13	21.20
EIRP(Watts)	0.1406	0.1396	0.1406	0.1327	0.1368	0.1346	0.1346	0.1297	0.1318



LTE Band 4 ($G_T - L_C = -1.5$ dB) 64QAM									
Bandwidth	1.4M			3M			5M		
Channel	19957	20175	20393	19965	20175	20385	19975	20175	20375
	(Low)	(Mid)	(High)	(Low)	(Mid)	(High)	(Low)	(Mid)	(High)
Frequency (MHz)	1710.7	1732.5	1754.3	1711.5	1732.5	1753.5	1712.5	1732.5	1752.5
Conducted Power (dBm)	22.73	23.00	22.86	23.00	22.97	22.99	22.30	22.46	22.47
Conducted Power (Watts)	0.1875	0.1995	0.1932	0.1995	0.1982	0.1991	0.1698	0.1762	0.1766
EIRP(dBm)	21.23	21.50	21.36	21.50	21.47	21.49	20.80	20.96	20.97
EIRP(Watts)	0.1327	0.1413	0.1368	0.1413	0.1403	0.1409	0.1202	0.1247	0.1250

LTE Band 4 ($G_T - L_C = -1.5$ dB) 64QAM									
Bandwidth	10M			15M			20M		
Channel	20000	20175	20350	20025	20175	20325	20050	20175	20300
	(Low)	(Mid)	(High)	(Low)	(Mid)	(High)	(Low)	(Mid)	(High)
Frequency (MHz)	1715	1732.5	1750	1717.5	1732.5	1747.5	1720	1732.5	1745
Conducted Power (dBm)	23.00	22.92	22.83	22.57	21.89	21.52	22.56	22.63	22.78
Conducted Power (Watts)	0.1995	0.1959	0.1919	0.1807	0.1545	0.1419	0.1803	0.1832	0.1897
EIRP(dBm)	21.50	21.42	21.33	21.07	20.39	20.02	21.06	21.13	21.28
EIRP(Watts)	0.1413	0.1387	0.1358	0.1279	0.1094	0.1005	0.1276	0.1297	0.1343



LTE Band 5 (G _T - L _C = -2.33 dB) QPSK									
Bandwidth	1.4M			3M			5M		
Channel	20407	20525	20643	20415	20525	20635	20425	20525	20625
	(Low)	(Mid)	(High)	(Low)	(Mid)	(High)	(Low)	(Mid)	(High)
Frequency (MHz)	824.7	836.5	848.3	825.5	836.5	847.5	826.5	836.5	846.5
Conducted Power (dBm)	23.40	23.38	23.46	23.46	23.38	23.43	23.38	23.39	23.37
Conducted Power (Watts)	0.2188	0.2178	0.2218	0.2218	0.2178	0.2203	0.2178	0.2183	0.2173
ERP(dBm)	18.92	18.90	18.98	18.98	18.90	18.95	18.90	18.91	18.89
ERP(Watts)	0.0780	0.0776	0.0791	0.0791	0.0776	0.0785	0.0776	0.0778	0.0774

LTE Band 5 (G _T - L _C = -2.33 dB) QPSK			
Bandwidth	10M		
Channel	20450	20525	20600
	(Low)	(Mid)	(High)
Frequency (MHz)	829	836.5	844
Conducted Power (dBm)	23.55	23.79	23.77
Conducted Power (Watts)	0.2265	0.2393	0.2382
ERP(dBm)	19.07	19.31	19.29
ERP(Watts)	0.0807	0.0853	0.0849



LTE Band 5 (G _T - L _C = -2.33 B) 16QAM									
Bandwidth	1.4M			3M			5M		
Channel	20407	20525	20643	20415	20525	20635	20425	20525	20625
	(Low)	(Mid)	(High)	(Low)	(Mid)	(High)	(Low)	(Mid)	(High)
Frequency (MHz)	824.7	836.5	848.3	825.5	836.5	847.5	826.5	836.5	846.5
Conducted Power (dBm)	22.69	22.73	22.77	22.66	22.67	22.73	22.60	22.61	22.73
Conducted Power (Watts)	0.1858	0.1875	0.1892	0.1845	0.1849	0.1875	0.1820	0.1824	0.1875
ERP(dBm)	18.21	18.25	18.29	18.18	18.19	18.25	18.12	18.13	18.25
ERP(Watts)	0.0662	0.0668	0.0675	0.0658	0.0659	0.0668	0.0649	0.0650	0.0668

LTE Band 5 (G _T - L _C = -2.33 dB) 16QAM			
Bandwidth	10M		
Channel	20450	20525	20600
	(Low)	(Mid)	(High)
Frequency (MHz)	829	836.5	844
Conducted Power (dBm)	22.98	22.79	22.99
Conducted Power (Watts)	0.1986	0.1901	0.1991
ERP(dBm)	18.50	18.31	18.51
ERP(Watts)	0.0708	0.0678	0.0710



LTE Band 5 ($G_T - L_C = -2.33$ dB) 64QAM									
Bandwidth	1.4M			3M			5M		
Channel	20407	20525	20643	20415	20525	20635	20425	20525	20625
	(Low)	(Mid)	(High)	(Low)	(Mid)	(High)	(Low)	(Mid)	(High)
Frequency (MHz)	824.7	836.5	848.3	825.5	836.5	847.5	826.5	836.5	846.5
Conducted Power (dBm)	22.89	22.90	23.00	23.00	22.86	22.51	22.74	22.72	22.67
Conducted Power (Watts)	0.1945	0.1950	0.1995	0.1995	0.1932	0.1782	0.1879	0.1871	0.1849
ERP(dBm)	18.41	18.42	18.52	18.52	18.38	18.03	18.26	18.24	18.19
ERP(Watts)	0.0693	0.0695	0.0711	0.0711	0.0689	0.0635	0.0670	0.0667	0.0659

LTE Band 5 ($G_T - L_C = -2.33$ dB) 64QAM			
Bandwidth	10M		
Channel	20450	20525	20600
	(Low)	(Mid)	(High)
Frequency (MHz)	829	836.5	844
Conducted Power (dBm)	23.00	23.00	22.64
Conducted Power (Watts)	0.1995	0.1995	0.1837
ERP(dBm)	18.52	18.52	18.16
ERP(Watts)	0.0711	0.0711	0.0655



LTE Band 12 (G _T - L _C = -2.6 dB) QPSK									
Bandwidth	1.4M			3M			5M		
Channel	23017	23095	23173	23025	23095	23165	23035	23095	23155
	(Low)	(Mid)	(High)	(Low)	(Mid)	(High)	(Low)	(Mid)	(High)
Frequency (MHz)	699.7	707.5	715.3	700.5	707.5	714.5	701.5	707.5	713.5
Conducted Power (dBm)	23.34	23.22	23.02	23.28	23.17	23.12	23.45	23.10	22.99
Conducted Power (Watts)	0.2158	0.2099	0.2004	0.2128	0.2075	0.2051	0.2213	0.2042	0.1991
ERP(dBm)	18.59	18.47	18.27	18.53	18.42	18.37	18.70	18.35	18.24
ERP(Watts)	0.0723	0.0703	0.0671	0.0713	0.0695	0.0687	0.0741	0.0684	0.0667

LTE Band 12 (G _T - L _C = -2.6 dB) QPSK			
Bandwidth	10M		
Channel	23060	23095	23130
	(Low)	(Mid)	(High)
Frequency (MHz)	704	707.5	711
Conducted Power (dBm)	23.39	23.46	23.26
Conducted Power (Watts)	0.2183	0.2218	0.2118
ERP(dBm)	18.64	18.71	18.51
ERP(Watts)	0.0731	0.0743	0.0710



LTE Band 12 (G _T - L _C = -2.6 dB) 16QAM									
Bandwidth	1.4M			3M			5M		
Channel	23017	23095	23173	23025	23095	23165	23035	23095	23155
	(Low)	(Mid)	(High)	(Low)	(Mid)	(High)	(Low)	(Mid)	(High)
Frequency (MHz)	699.7	707.5	715.3	700.5	707.5	714.5	701.5	707.5	713.5
Conducted Power (dBm)	22.87	22.77	22.72	22.68	22.49	22.33	22.85	22.43	22.30
Conducted Power (Watts)	0.1936	0.1892	0.1871	0.1854	0.1774	0.1710	0.1928	0.1750	0.1698
ERP(dBm)	18.12	18.02	17.97	17.93	17.74	17.58	18.10	17.68	17.55
ERP(Watts)	0.0649	0.0634	0.0627	0.0621	0.0594	0.0573	0.0646	0.0586	0.0569

LTE Band 12 (G _T - L _C = -2.6 dB) 16QAM			
Bandwidth	10M		
Channel	23060	23095	23130
	(Low)	(Mid)	(High)
Frequency (MHz)	704	707.5	711
Conducted Power (dBm)	22.33	22.71	22.31
Conducted Power (Watts)	0.1710	0.1866	0.1702
ERP(dBm)	17.58	17.96	17.56
ERP(Watts)	0.0573	0.0625	0.0570



LTE Band 12 (G _T - L _C = -2.6 dB) 64QAM									
Bandwidth	1.4M			3M			5M		
Channel	23017	23095	23173	23025	23095	23165	23035	23095	23155
	(Low)	(Mid)	(High)	(Low)	(Mid)	(High)	(Low)	(Mid)	(High)
Frequency (MHz)	699.7	707.5	715.3	700.5	707.5	714.5	701.5	707.5	713.5
Conducted Power (dBm)	22.86	22.66	22.39	22.99	22.65	22.38	22.53	22.46	22.84
Conducted Power (Watts)	0.1932	0.1845	0.1734	0.1991	0.1841	0.1730	0.1791	0.1762	0.1923
ERP(dBm)	18.11	17.91	17.64	18.24	17.90	17.63	17.78	17.71	18.09
ERP(Watts)	0.0647	0.0618	0.0581	0.0667	0.0617	0.0579	0.0600	0.0590	0.0644

LTE Band 12 (G _T - L _C = -2.6 dB) 64QAM			
Bandwidth	10M		
Channel	23060	23095	23130
	(Low)	(Mid)	(High)
Frequency (MHz)	704	707.5	711
Conducted Power (dBm)	22.88	22.78	22.90
Conducted Power (Watts)	0.1941	0.1897	0.1950
ERP(dBm)	18.13	18.03	18.15
ERP(Watts)	0.0650	0.0635	0.0653



LTE Band 13 (G _T - L _C = -2.6 dB) QPSK						
Bandwidth	5M			10M		
Channel	23205	23230	23255	-	23230	-
	(Low)	(Mid)	(High)	-	(Mid)	-
Frequency	779.5	782	784.5	-	782	-
(MHz)						
Conducted Power (dBm)	23.45	23.31	23.33	-	23.52	-
Conducted Power (Watts)	0.2213	0.2143	0.2153	-	0.2249	-
ERP(dBm)	18.70	18.56	18.58	-	18.77	-
ERP(Watts)	0.0741	0.0718	0.0721	-	0.0753	-

LTE Band 13 (G _T - L _C = -2.6 dB) 16QAM						
Bandwidth	5M			10M		
Channel	23205	23230	23255	-	23230	-
	(Low)	(Mid)	(High)	-	(Mid)	-
Frequency	779.5	782	784.5	-	782	-
(MHz)						
Conducted Power (dBm)	22.51	22.71	22.59	-	22.91	-
Conducted Power (Watts)	0.1782	0.1866	0.1816	-	0.1954	-
ERP(dBm)	17.76	17.96	17.84	-	18.16	-
ERP(Watts)	0.0597	0.0625	0.0608	-	0.0655	-

LTE Band 13 (G _T - L _C = -2.6 dB) 64QAM						
Bandwidth	5M			10M		
Channel	23205	23230	23255	-	23230	-
	(Low)	(Mid)	(High)	-	(Mid)	-
Frequency	779.5	782	784.5	-	782	-
(MHz)						
Conducted Power (dBm)	22.51	22.55	23.00	-	22.81	-
Conducted Power (Watts)	0.1782	0.1799	0.1995	-	0.1910	-
ERP(dBm)	17.76	17.80	18.25	-	18.06	-
ERP(Watts)	0.0597	0.0603	0.0668	-	0.0640	-



LTE Band 66 (G _T - L _C = -1.5 dB) QPSK									
Bandwidth	1.4M			3M			5M		
Channel	131979	132322	132665	131987	132322	132657	131997	132322	132647
	(Low)	(Mid)	(High)	(Low)	(Mid)	(High)	(Low)	(Mid)	(High)
Frequency (MHz)	1710.7	1745	1779.3	1711.5	1745	1778.5	1712.5	1745	1777.5
Conducted Power (dBm)	23.28	23.23	23.19	23.28	23.21	23.18	23.31	23.21	23.18
Conducted Power (Watts)	0.2128	0.2104	0.2084	0.2128	0.2094	0.2080	0.2143	0.2094	0.2080
EIRP(dBm)	21.78	21.73	21.69	21.78	21.71	21.68	21.81	21.71	21.68
EIRP(Watts)	0.1507	0.1489	0.1476	0.1507	0.1483	0.1472	0.1517	0.1483	0.1472

LTE Band 66 (G _T - L _C = -1.5 dB) QPSK									
Bandwidth	10M			15M			20M		
Channel	132022	132322	132622	132047	132322	132597	132072	132322	132572
	(Low)	(Mid)	(High)	(Low)	(Mid)	(High)	(Low)	(Mid)	(Mid)
Frequency (MHz)	1715	1745	1775	1717.5	1745	1772.5	1720	1745	1770
Conducted Power (dBm)	23.21	23.34	23.25	23.78	23.82	23.77	23.84	23.90	23.85
Conducted Power (Watts)	0.2094	0.2158	0.2113	0.2388	0.2410	0.2382	0.2421	0.2455	0.2427
EIRP(dBm)	21.71	21.84	21.75	22.28	22.32	22.27	22.34	22.40	22.35
EIRP(Watts)	0.1483	0.1528	0.1496	0.1690	0.1706	0.1687	0.1714	0.1738	0.1718



LTE Band 66 (G _T - L _C = -1.5 dB) 16QAM									
Bandwidth	1.4M			3M			5M		
Channel	131979	132322	132665	131987	132322	132657	131997	132322	132647
	(Low)	(Mid)	(High)	(Low)	(Mid)	(High)	(Low)	(Mid)	(High)
Frequency (MHz)	1710.7	1745	1779.3	1711.5	1745	1778.5	1712.5	1745	1777.5
Conducted Power (dBm)	22.75	22.52	22.52	22.75	22.55	22.42	22.68	22.73	22.60
Conducted Power (Watts)	0.1884	0.1786	0.1786	0.1884	0.1799	0.1746	0.1854	0.1875	0.1820
EIRP(dBm)	21.25	21.02	21.02	21.25	21.05	20.92	21.18	21.23	21.10
EIRP(Watts)	0.1334	0.1265	0.1265	0.1334	0.1274	0.1236	0.1312	0.1327	0.1288

LTE Band 66 (G _T - L _C = -1.5 dB) 16QAM									
Bandwidth	10M			15M			20M		
Channel	132022	132322	132622	132047	132322	132597	132072	132322	132572
	(Low)	(Mid)	(High)	(Low)	(Mid)	(High)	(Low)	(Mid)	(Mid)
Frequency (MHz)	1715	1745	1775	1717.5	1745	1772.5	1720	1745	1770
Conducted Power (dBm)	22.90	22.93	22.91	22.90	22.97	22.90	22.96	22.91	22.92
Conducted Power (Watts)	0.1950	0.1963	0.1954	0.1950	0.1982	0.1950	0.1977	0.1954	0.1959
EIRP(dBm)	21.40	21.43	21.41	21.40	21.47	21.40	21.46	21.41	21.42
EIRP(Watts)	0.1380	0.1390	0.1384	0.1380	0.1403	0.1380	0.1400	0.1384	0.1387



LTE Band 66 (G _T - L _C = -1.5 dB) 64QAM									
Bandwidth	1.4M			3M			5M		
Channel	131979	132322	132665	131987	132322	132657	131997	132322	132647
	(Low)	(Mid)	(High)	(Low)	(Mid)	(High)	(Low)	(Mid)	(High)
Frequency (MHz)	1710.7	1745	1779.3	1711.5	1745	1778.5	1712.5	1745	1777.5
Conducted Power (dBm)	22.88	22.59	22.63	22.34	22.96	22.66	22.50	22.43	22.29
Conducted Power (Watts)	0.1941	0.1816	0.1832	0.1714	0.1977	0.1845	0.1778	0.1750	0.1694
EIRP(dBm)	21.38	21.09	21.13	20.84	21.46	21.16	21.00	20.93	20.79
EIRP(Watts)	0.1374	0.1285	0.1297	0.1213	0.1400	0.1306	0.1259	0.1239	0.1199

LTE Band 66 (G _T - L _C = -1.5 dB) 64QAM									
Bandwidth	10M			15M			20M		
Channel	132022	132322	132622	132047	132322	132597	132072	132322	132572
	(Low)	(Mid)	(High)	(Low)	(Mid)	(High)	(Low)	(Mid)	(Mid)
Frequency (MHz)	1715	1745	1775	1717.5	1745	1772.5	1720	1745	1770
Conducted Power (dBm)	22.60	22.28	21.75	22.56	22.78	22.76	22.69	22.76	21.80
Conducted Power (Watts)	0.1820	0.1690	0.1496	0.1803	0.1897	0.1888	0.1858	0.1888	0.1514
EIRP(dBm)	21.10	20.78	20.25	21.06	21.28	21.26	21.19	21.26	20.30
EIRP(Watts)	0.1288	0.1197	0.1059	0.1276	0.1343	0.1337	0.1315	0.1337	0.1072



LTE Band 71 (G _T - L _C = -2.66 dB) QPSK									
Bandwidth	5M			10M			15M		
Channel	133147	133297	133447	133172	133297	133422	133197	133297	133397
	(Low)	(Mid)	(High)	(Low)	(Mid)	(High)	(Low)	(Mid)	(High)
Frequency (MHz)	665.5	680.5	695.5	668	680.5	693	670.5	680.5	690.5
Conducted Power (dBm)	24.04	24.35	24.18	24.35	24.58	24.47	24.42	24.58	24.57
Conducted Power (Watts)	0.2535	0.2723	0.2618	0.2723	0.2871	0.2799	0.2767	0.2871	0.2864
ERP(dBm)	19.23	19.54	19.37	19.54	19.77	19.66	19.61	19.77	19.76
ERP(Watts)	0.0838	0.0899	0.0865	0.0899	0.0948	0.0925	0.0914	0.0948	0.0946

LTE Band 71 (G _T - L _C = -2.66 dB) QPSK			
Bandwidth	20M		
Channel	133222	133297	133372
	(Low)	(Mid)	(High)
Frequency (MHz)	673	680.5	688
Conducted Power (dBm)	24.42	24.59	24.57
Conducted Power (Watts)	0.2767	0.2877	0.2864
ERP(dBm)	19.61	19.78	19.76
ERP(Watts)	0.0914	0.0951	0.0946



LTE Band 71 (G _T - L _C = -2.66 dB) 16QAM									
Bandwidth	5M			10M			15M		
Channel	133147	133297	133447	133172	133297	133422	133197	133297	133397
	(Low)	(Mid)	(High)	(Low)	(Mid)	(High)	(Low)	(Mid)	(High)
Frequency	665.5	680.5	695.5	668	680.5	693	670.5	680.5	690.5
(MHz)									
Conducted Power (dBm)	22.39	23.05	22.95	23.01	23.21	23.08	23.21	23.18	23.19
Conducted Power (Watts)	0.1734	0.2018	0.1972	0.2000	0.2094	0.2032	0.2094	0.2080	0.2084
ERP(dBm)	17.58	18.24	18.14	18.20	18.40	18.27	18.40	18.37	18.38
ERP(Watts)	0.0573	0.0667	0.0652	0.0661	0.0692	0.0671	0.0692	0.0687	0.0689

LTE Band 71 (G _T - L _C = -2.66 dB) 16QAM			
Bandwidth	20M		
Channel	133222	133297	133372
	(Low)	(Mid)	(High)
Frequency	673	680.5	688
(MHz)			
Conducted Power (dBm)	23.44	23.12	23.19
Conducted Power (Watts)	0.2208	0.2051	0.2084
ERP(dBm)	18.63	18.31	18.38
ERP(Watts)	0.0729	0.0678	0.0689



LTE Band 71 (G _T - L _C = -2.66 dB) 64QAM									
Bandwidth	5M			10M			15M		
Channel	133147	133297	133447	133172	133297	133422	133197	133297	133397
	(Low)	(Mid)	(High)	(Low)	(Mid)	(High)	(Low)	(Mid)	(High)
Frequency	665.5	680.5	695.5	668	680.5	693	670.5	680.5	690.5
(MHz)									
Conducted Power (dBm)	23.11	23.18	23.15	23.40	23.42	23.38	23.19	23.36	23.32
Conducted Power (Watts)	0.2046	0.2080	0.2065	0.2188	0.2198	0.2178	0.2084	0.2168	0.2148
ERP(dBm)	18.30	18.37	18.34	18.59	18.61	18.57	18.38	18.55	18.51
ERP(Watts)	0.0676	0.0687	0.0682	0.0723	0.0726	0.0719	0.0689	0.0716	0.0710

LTE Band 71 (G _T - L _C = -2.66 dB) 64QAM			
Bandwidth	20M		
Channel	133222	133297	133372
	(Low)	(Mid)	(High)
Frequency	673	680.5	688
(MHz)			
Conducted Power (dBm)	23.41	23.54	23.46
Conducted Power (Watts)	0.2193	0.2259	0.2218
ERP(dBm)	18.60	18.73	18.65
ERP(Watts)	0.0724	0.0746	0.0733



Peak-to-Average Ratio

Mode	LTE Band 2 / 20MHz				
Mod.	QPSK		16QAM		Limit: 13dB
RB Size	1RB	Full RB	1RB	Full RB	Result
Lowest CH	3.42	4.72	3.77	5.74	PASS
Middle CH	3.45	4.78	4.20	5.71	
Highest CH	3.59	4.75	4.32	5.65	
Mod.	64QAM		Limit: 13dB		
RB Size	1RB	Full RB	Result		
Lowest CH	4.03	5.68	PASS		
Middle CH	4.29	5.77			
Highest CH	4.38	5.74			

Mode	LTE Band 4 / 20MHz				
Mod.	QPSK		16QAM		Limit: 13dB
RB Size	1RB	Full RB	1RB	Full RB	Result
Lowest CH	4.06	4.67	4.90	5.42	PASS
Middle CH	4.23	4.49	4.93	5.62	
Highest CH	4.38	4.61	4.99	5.54	
Mod.	64QAM		Limit: 13dB		
RB Size	1RB	Full RB	Result		
Lowest CH	4.67	5.45	PASS		
Middle CH	5.07	5.54			
Highest CH	4.81	5.68			

Mode	LTE Band 5 / 10MHz				
Mod.	QPSK		16QAM		Limit: 13dB
RB Size	1RB	Full RB	1RB	Full RB	Result
Lowest CH	3.51	5.01	4.43	5.88	PASS
Middle CH	3.88	4.90	4.75	5.88	
Highest CH	3.45	4.81	3.83	5.65	
Mod.	64QAM		Limit: 13dB		
RB Size	1RB	Full RB	Result		
Lowest CH	4.35	5.94	PASS		
Middle CH	4.78	5.86			
Highest CH	4.20	5.71			



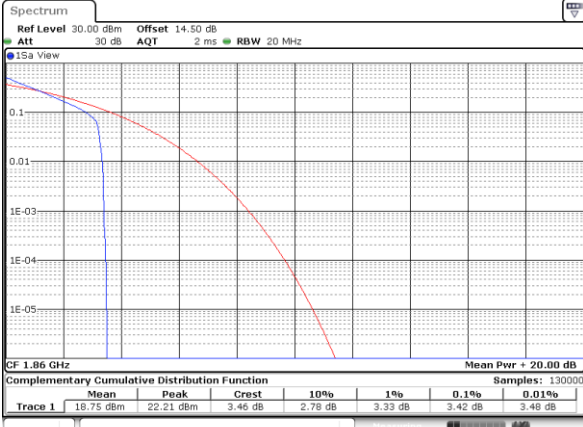
Mode	LTE Band 66 / 20MHz				
Mod.	QPSK		16QAM		Limit: 13dB
RB Size	1RB	Full RB	1RB	Full RB	Result
Lowest CH	3.54	4.29	4.43	5.28	PASS
Middle CH	3.71	4.46	4.46	5.45	
Highest CH	3.77	4.26	4.43	4.41	
Mode	64QAM		Limit: 13dB		
RB Size	1RB	Full RB	Result		
Lowest CH	4.41	5.30	PASS		
Middle CH	4.72	5.42			
Highest CH	4.49	5.19			

Mode	LTE Band 71 / 20MHz				
Mod.	QPSK		16QAM		Limit: 13dB
RB Size	1RB	Full RB	1RB	Full RB	Result
Lowest CH	4.41	4.93	5.28	5.88	PASS
Middle CH	4.38	5.04	5.45	5.94	
Highest CH	4.67	4.96	5.65	5.97	
Mod.	64QAM		Limit: 13dB		
RB Size	1RB	Full RB	Result		
Lowest CH	5.16	5.88	PASS		
Middle CH	5.10	6.00			
Highest CH	4.70	5.97			



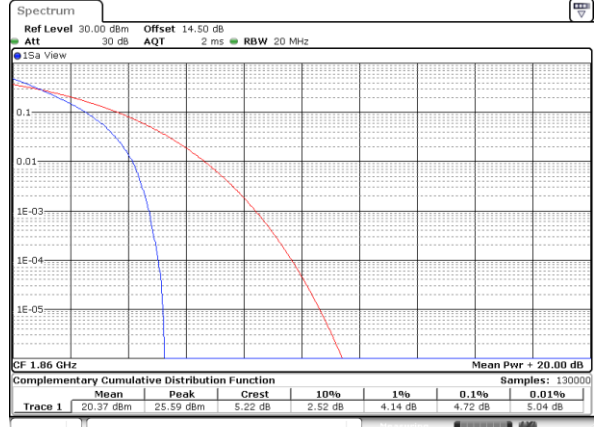
LTE Band 2 / 20MHz / QPSK

Lowest Channel / 1RB



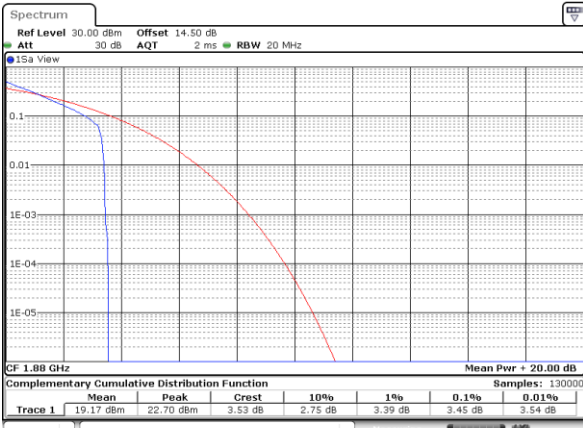
Date: 30_MAR.2018 05:54:53

Lowest Channel / Full RB



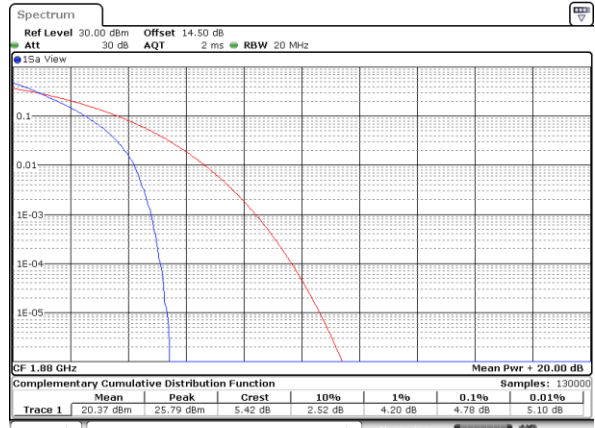
Date: 30_MAR.2018 05:55:02

Middle Channel / 1RB



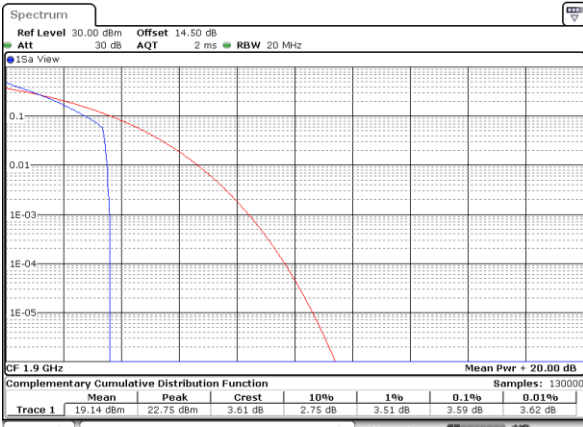
Date: 30_MAR.2018 05:55:15

Middle Channel / Full RB



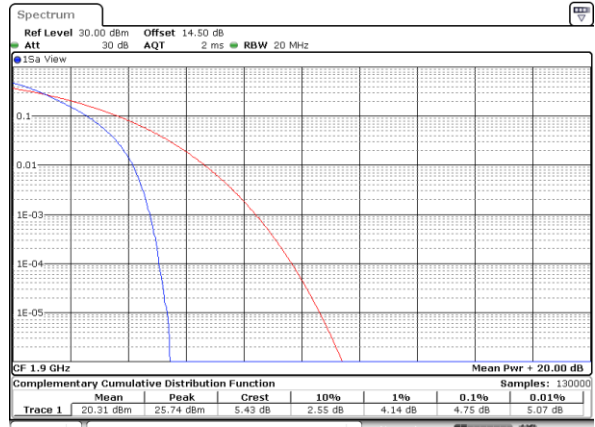
Date: 30_MAR.2018 05:55:02

Highest Channel / 1RB



Date: 30_MAR.2018 05:56:11

Highest Channel / Full RB

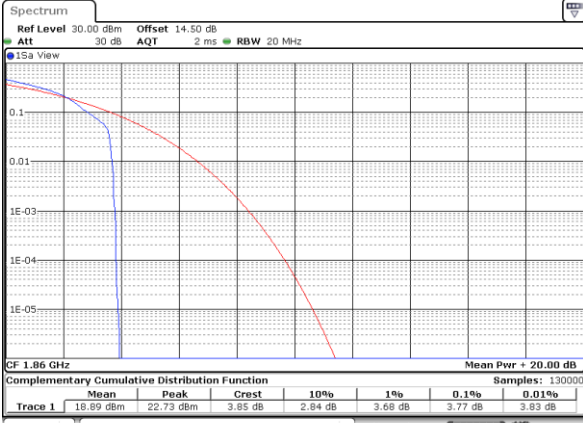


Date: 30_MAR.2018 05:56:59



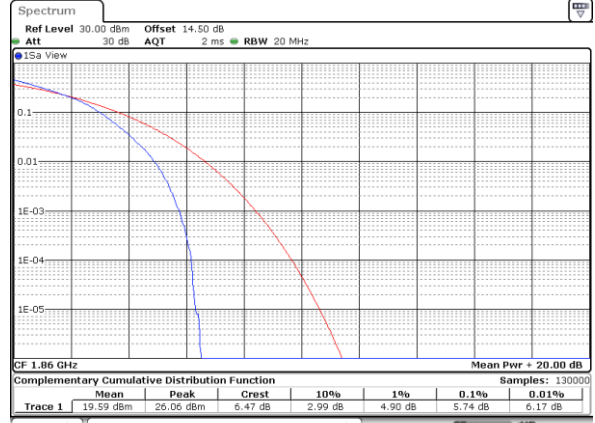
LTE Band 2 / 20MHz / 16QAM

Lowest Channel / 1RB



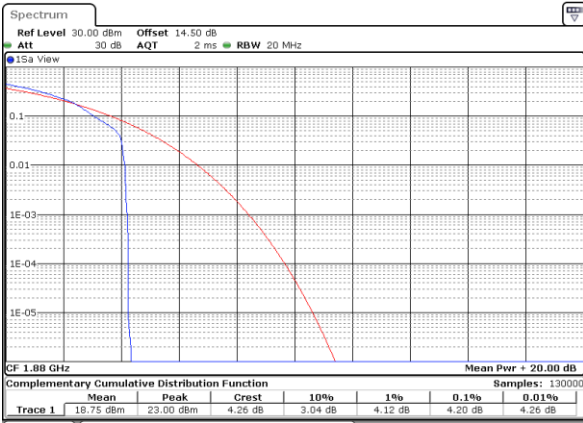
Date: 30_MAR_2018 05:41:56

Lowest Channel / Full RB



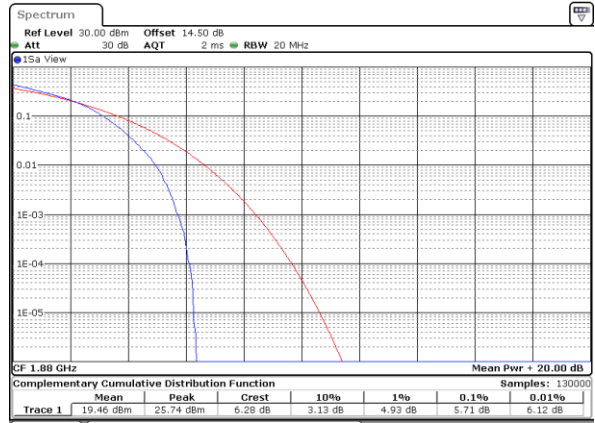
Date: 30_MAR_2018 08:14:41

Middle Channel / 1RB



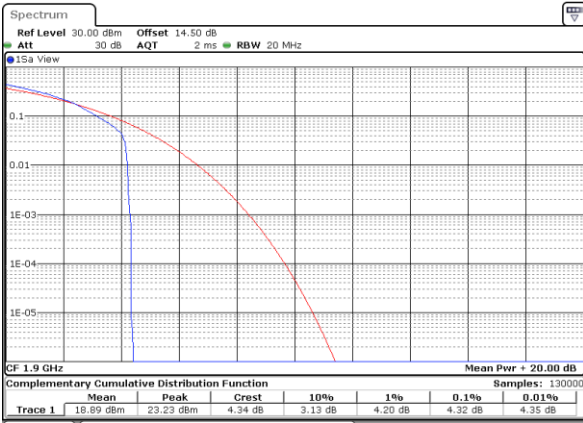
Date: 30_MAR_2018 05:46:20

Middle Channel / Full RB



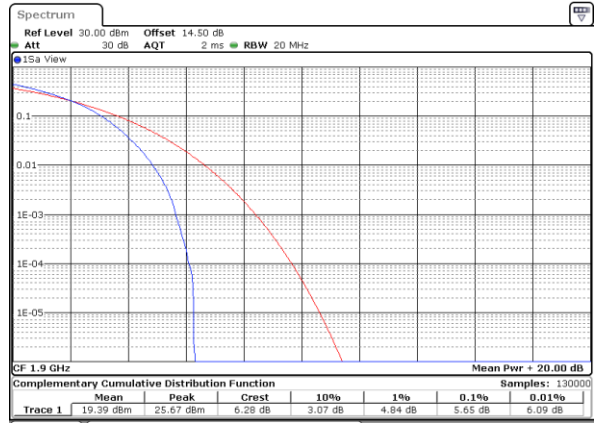
Date: 30_MAR_2018 05:46:40

Highest Channel / 1RB



Date: 30_MAR_2018 05:47:00

Highest Channel / Full RB

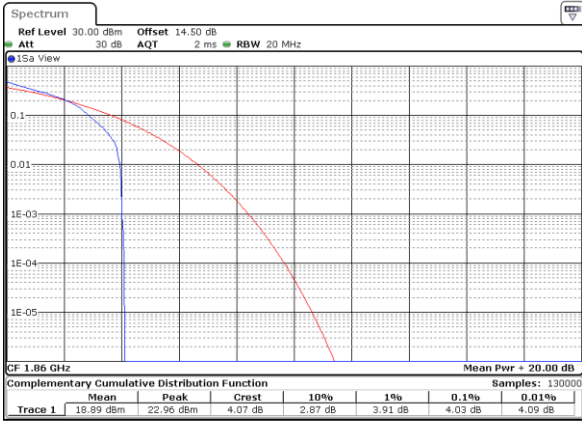


Date: 30_MAR_2018 05:47:14



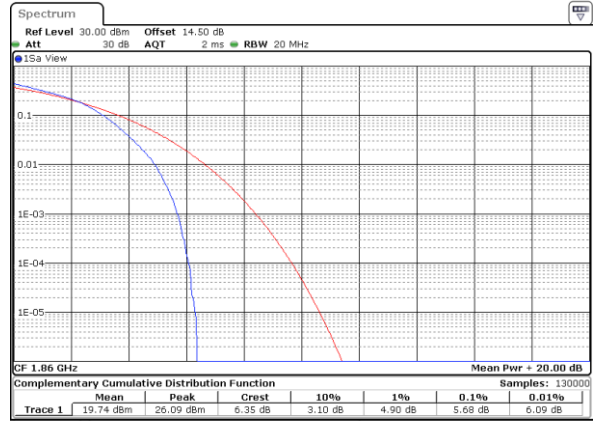
LTE Band 2 / 20MHz / 64QAM

Lowest Channel / 1RB



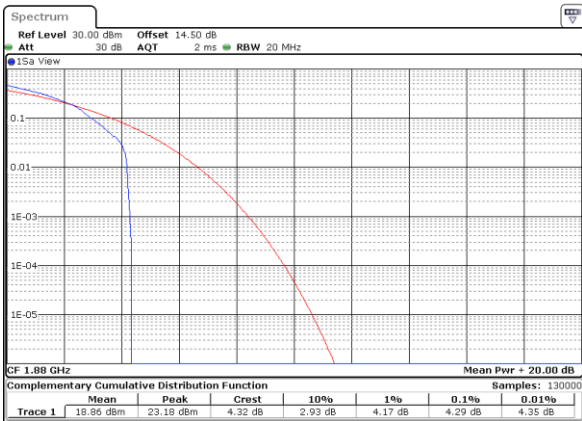
Date: 31.MAR.2018 03:15:50

Lowest Channel / Full RB



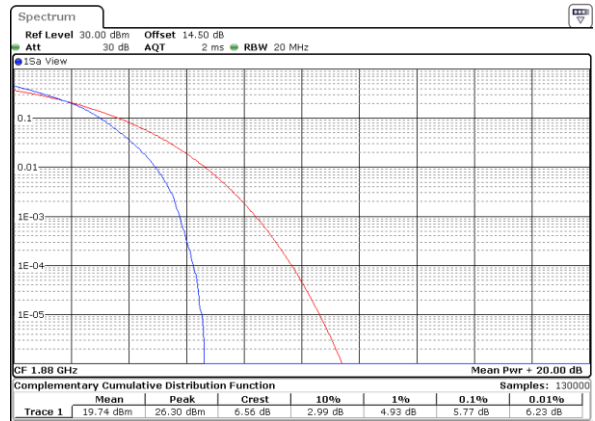
Date: 31.MAR.2018 03:21:58

Middle Channel / 1RB



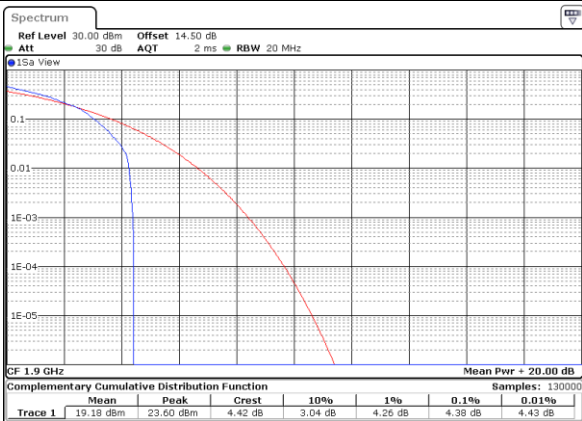
Date: 31.MAR.2018 03:26:03

Middle Channel / Full RB



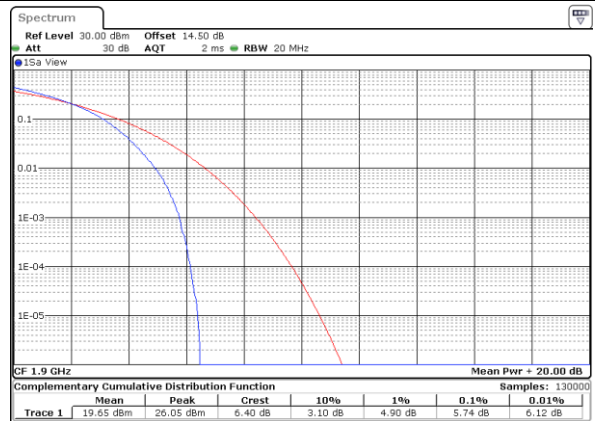
Date: 31.MAR.2018 03:28:56

Highest Channel / 1RB



Date: 31.MAR.2018 03:30:14

Highest Channel / Full RB

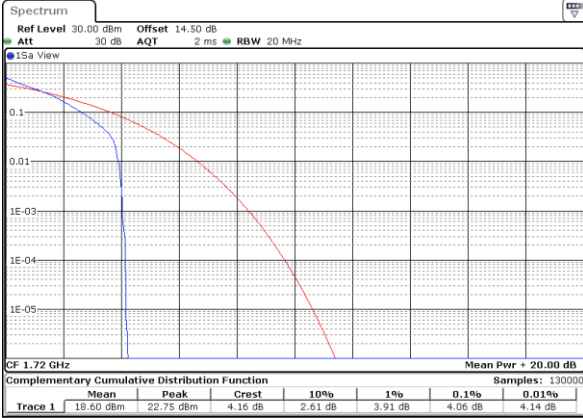


Date: 31.MAR.2018 03:34:02



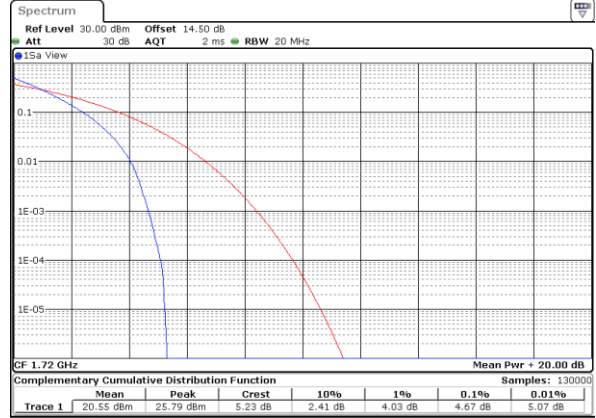
LTE Band 4 / 20MHz / QPSK

Lowest Channel / 1RB



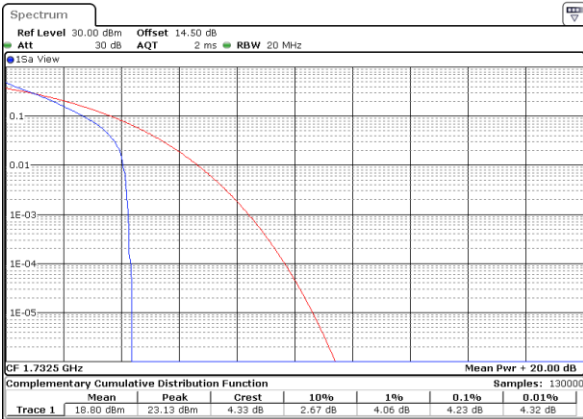
Date: 31.MAR.2018 05:43:10

Lowest Channel / Full RB



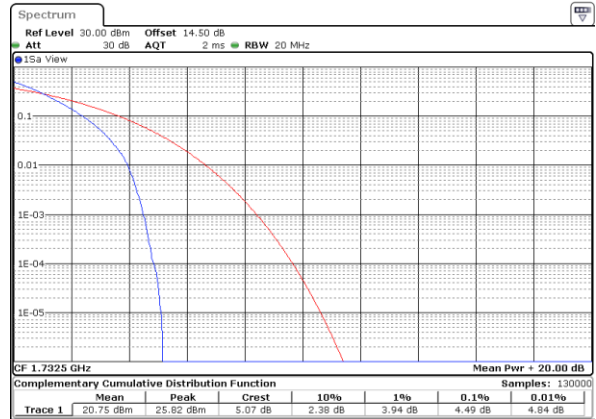
Date: 31.MAR.2018 05:43:20

Middle Channel / 1RB



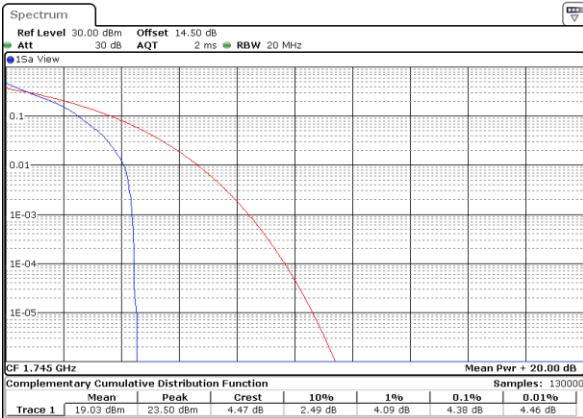
Date: 31.MAR.2018 05:43:30

Middle Channel / Full RB



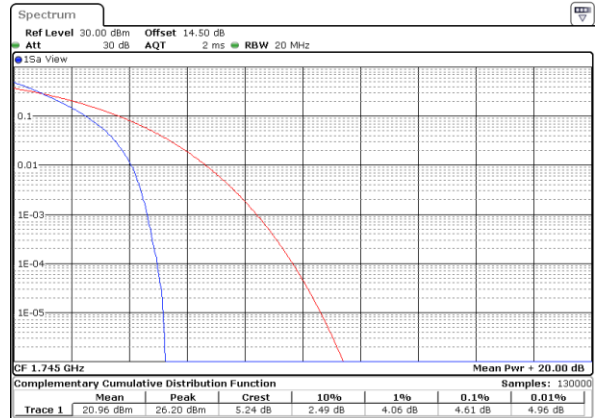
Date: 31.MAR.2018 07:39:01

Highest Channel / 1RB



Date: 31.MAR.2018 07:40:12

Highest Channel / Full RB

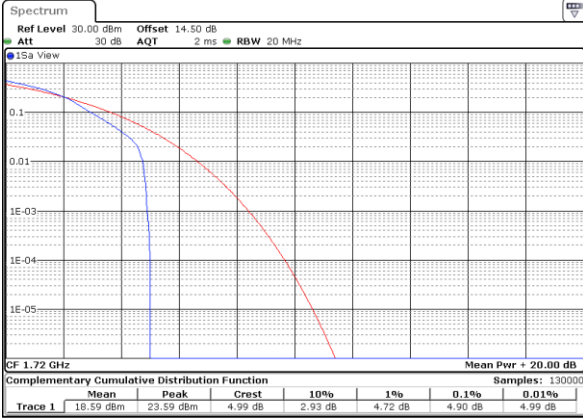


Date: 31.MAR.2018 07:39:55



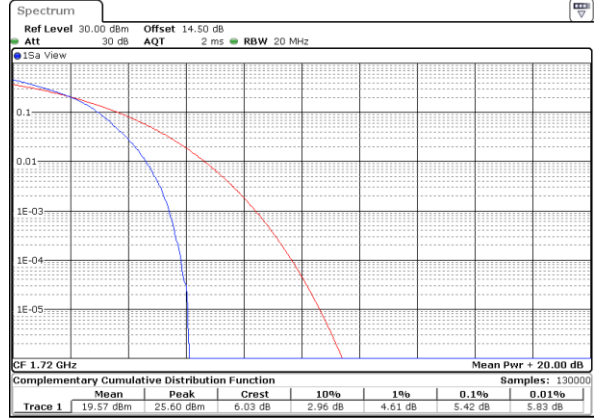
LTE Band 4 / 20MHz / 16QAM

Lowest Channel / 1RB



Date: 31.MAR.2018 05:38:42

Lowest Channel / Full RB



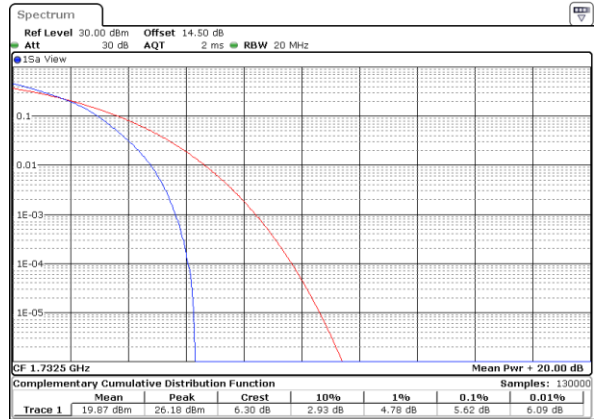
Date: 31.MAR.2018 05:38:51

Middle Channel / 1RB



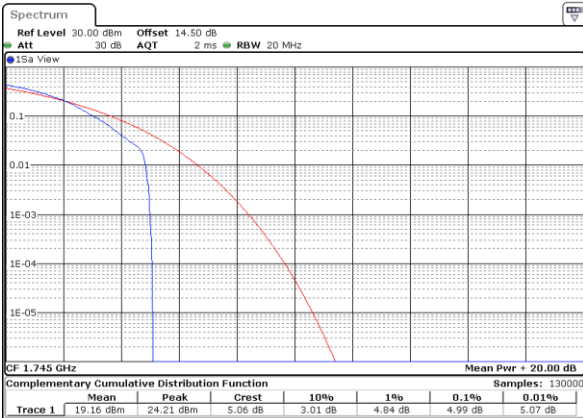
Date: 31.MAR.2018 05:39:01

Middle Channel / Full RB



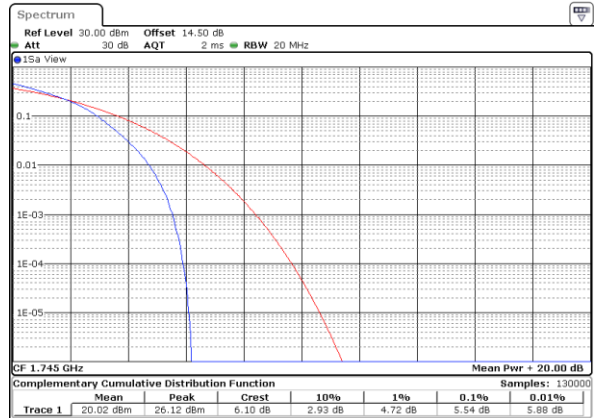
Date: 31.MAR.2018 05:39:11

Highest Channel / 1RB



Date: 31.MAR.2018 05:39:51

Highest Channel / Full RB

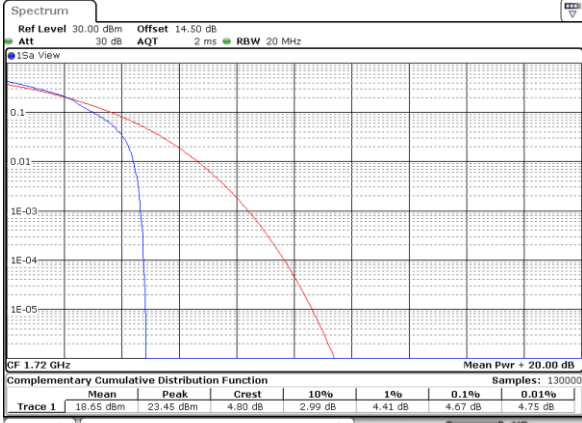


Date: 31.MAR.2018 05:40:15



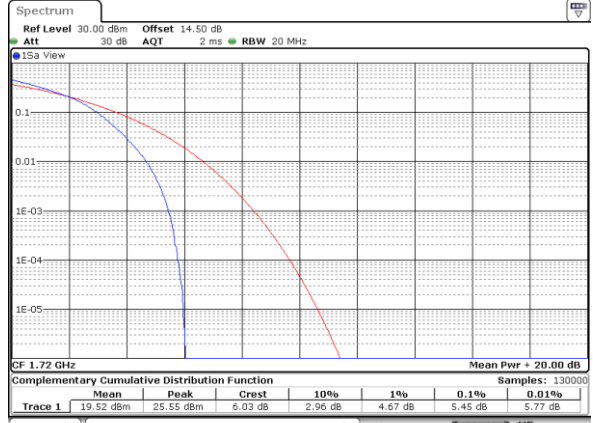
LTE Band 4 / 20MHz / 64QAM

Lowest Channel / 1RB



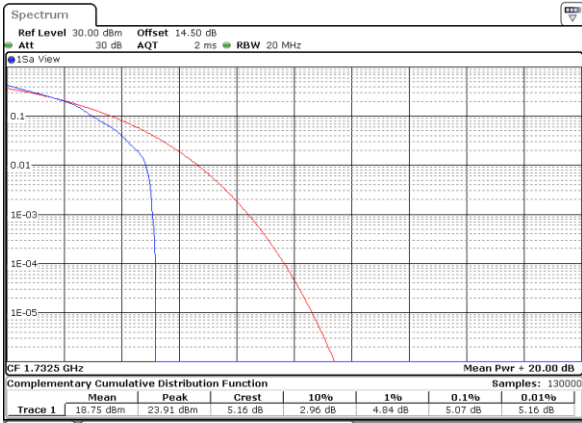
Date: 31.MAR.2018 06:52:53

Lowest Channel / Full RB



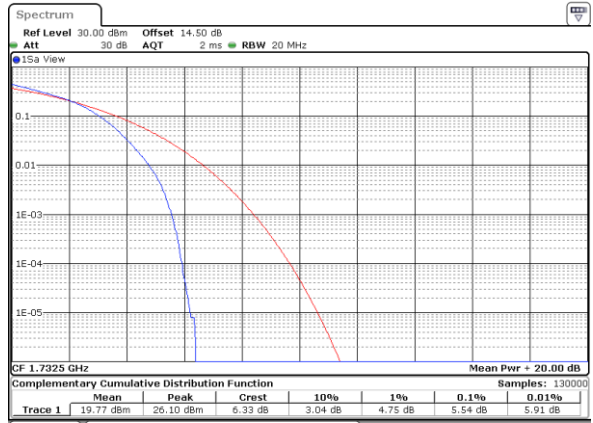
Date: 31.MAR.2018 06:53:03

Middle Channel / 1RB



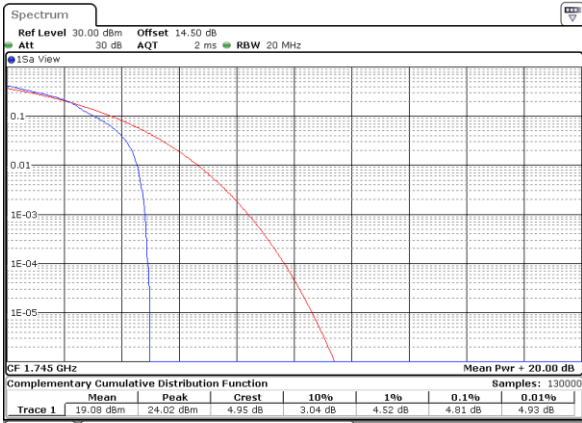
Date: 31.MAR.2018 06:53:43

Middle Channel / Full RB



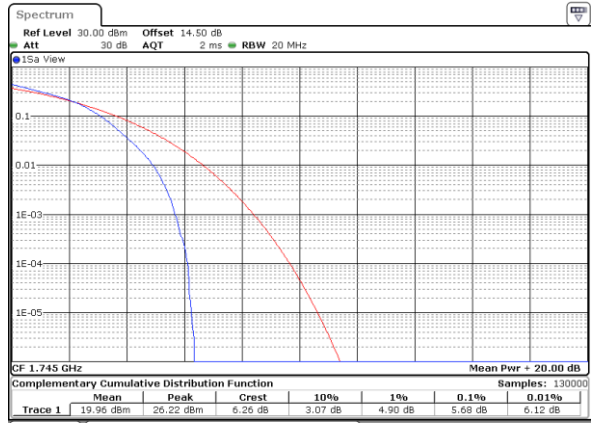
Date: 31.MAR.2018 06:54:08

Highest Channel / 1RB



Date: 31.MAR.2018 06:54:19

Highest Channel / Full RB

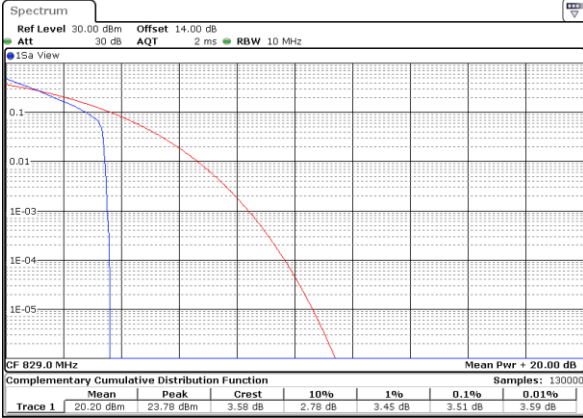


Date: 31.MAR.2018 06:54:29



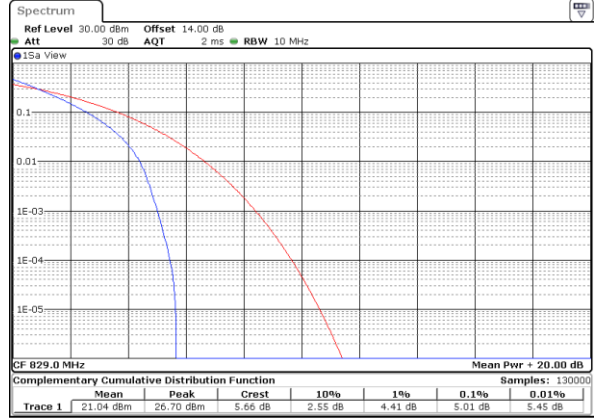
LTE Band 5 / 10MHz / QPSK

Lowest Channel / 1RB



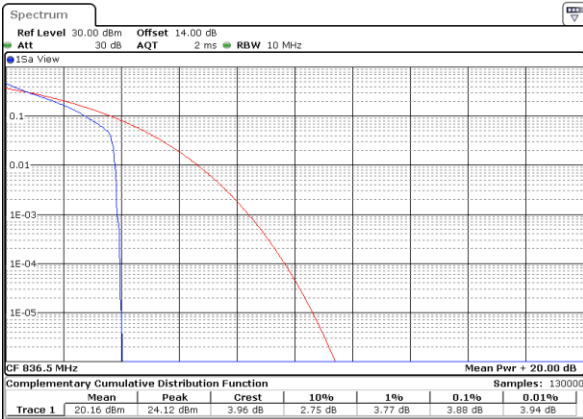
Date: 30_MAR.2018 22:41:21

Lowest Channel / Full RB



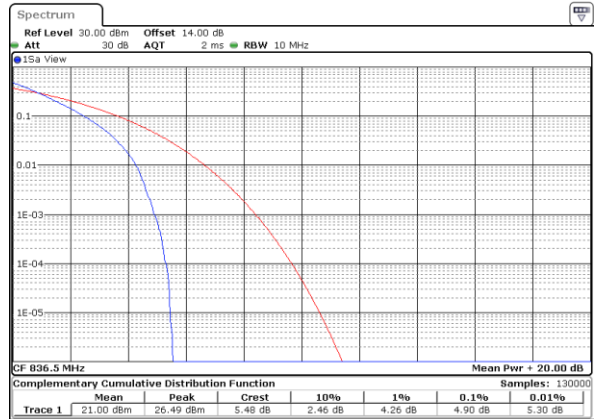
Date: 30_MAR.2018 22:42:09

Middle Channel / 1RB



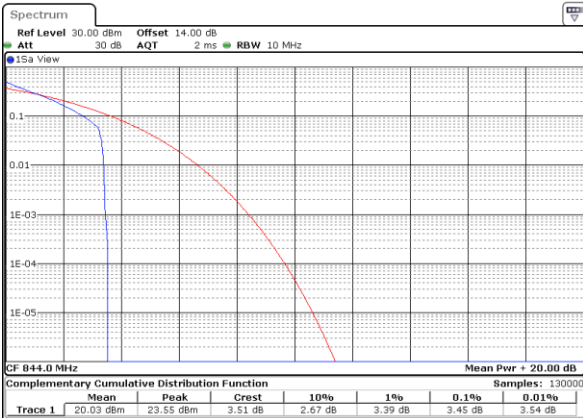
Date: 30_MAR.2018 22:43:21

Middle Channel / Full RB



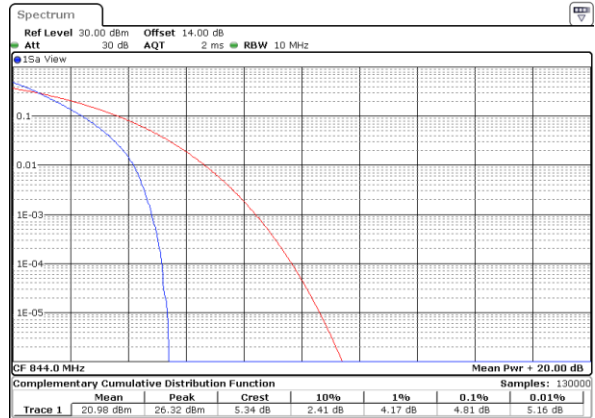
Date: 30_MAR.2018 22:42:17

Highest Channel / 1RB



Date: 30_MAR.2018 22:43:37

Highest Channel / Full RB

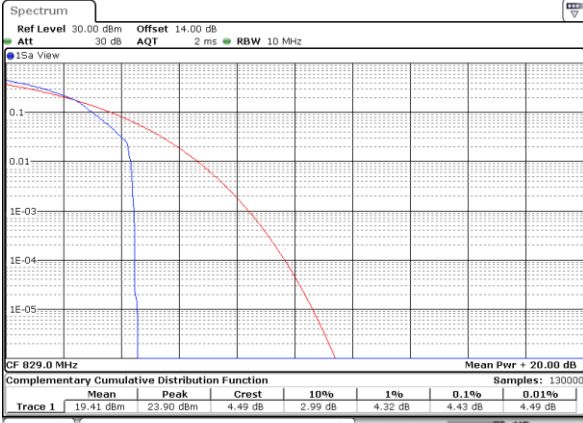


Date: 30_MAR.2018 22:44:54



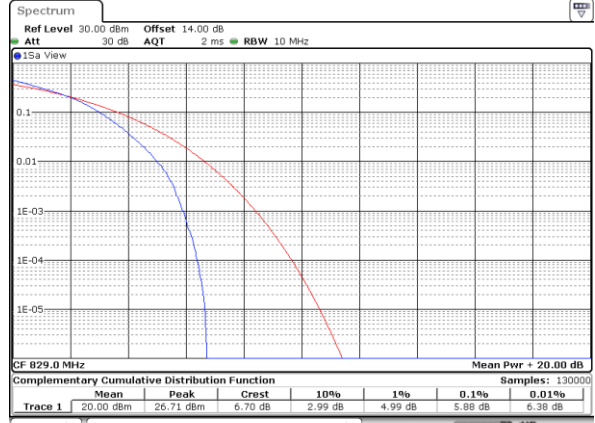
LTE Band 5 / 10MHz / 16QAM

Lowest Channel / 1RB



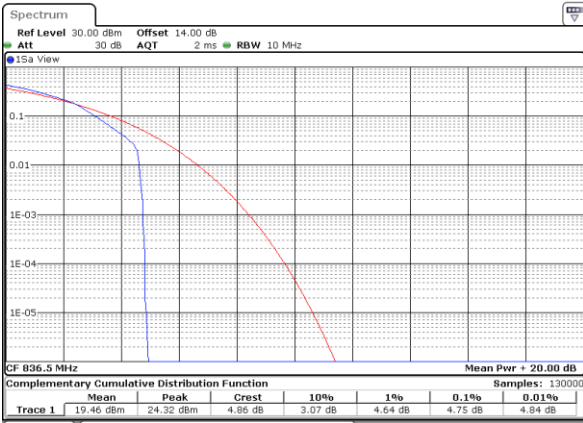
Date: 30.MAR.2018 22:41:34

Lowest Channel / Full RB



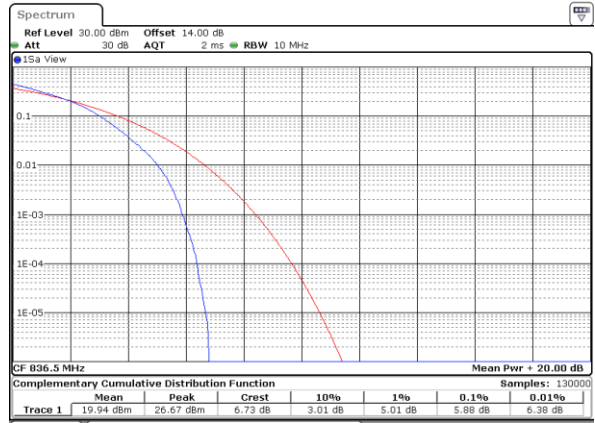
Date: 30.MAR.2018 22:41:53

Middle Channel / 1RB



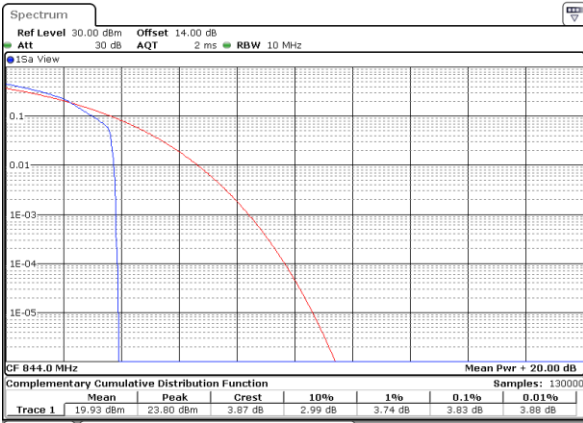
Date: 30.MAR.2018 22:43:06

Middle Channel / Full RB



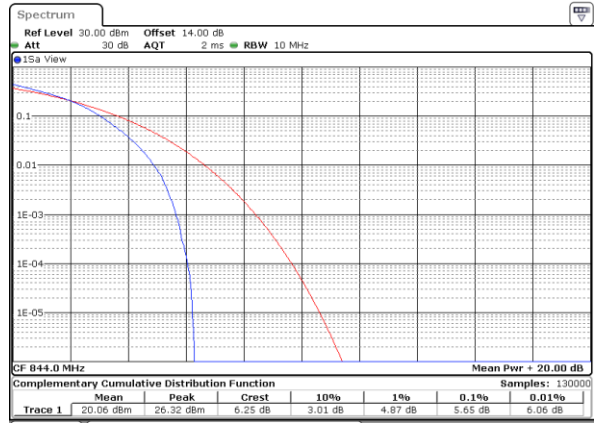
Date: 30.MAR.2018 22:42:52

Highest Channel / 1RB



Date: 30.MAR.2018 22:43:52

Highest Channel / Full RB

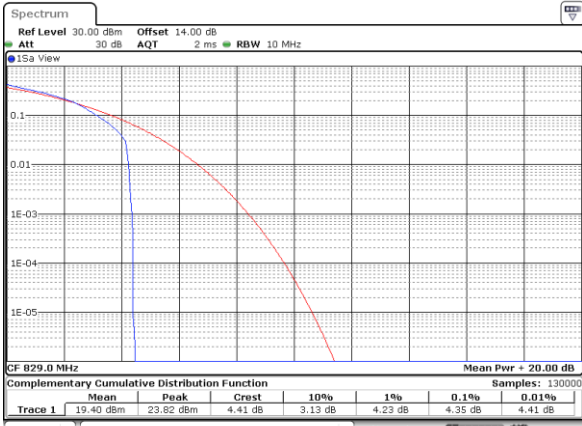


Date: 30.MAR.2018 22:44:32



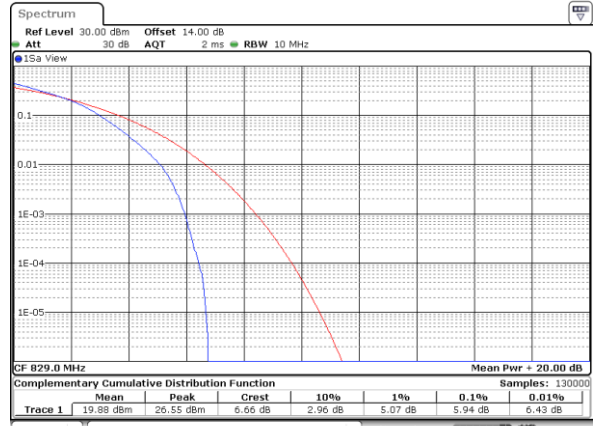
LTE Band 5 / 10MHz / 64QAM

Lowest Channel / 1RB



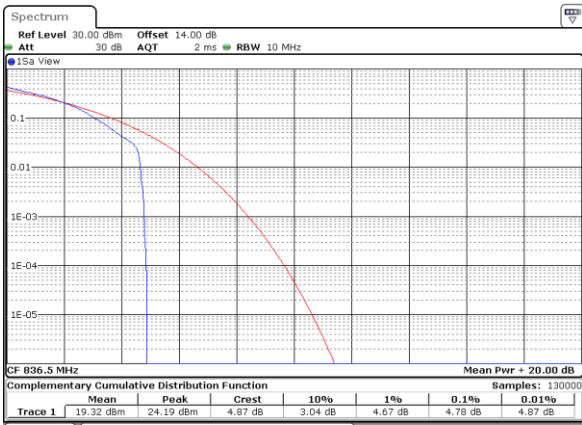
Date: 30.MAR.2018 23:46:54

Lowest Channel / Full RB



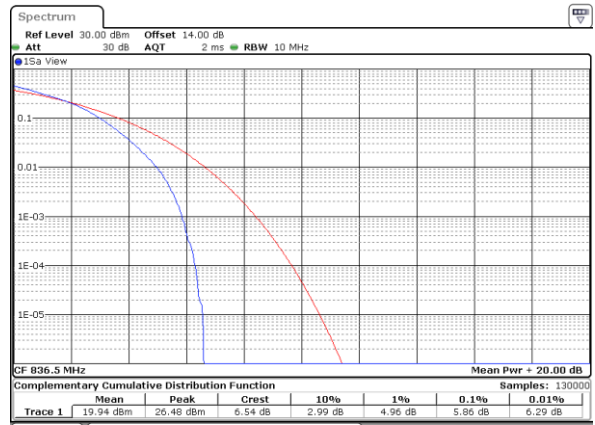
Date: 30.MAR.2018 23:45:09

Middle Channel / 1RB



Date: 30.MAR.2018 23:46:05

Middle Channel / Full RB



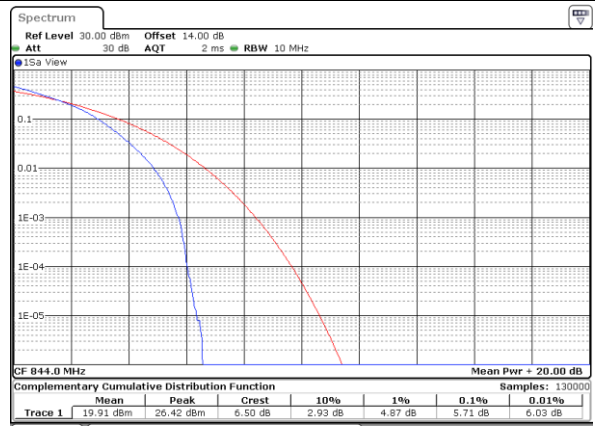
Date: 30.MAR.2018 23:46:17

Highest Channel / 1RB



Date: 30.MAR.2018 23:46:28

Highest Channel / Full RB

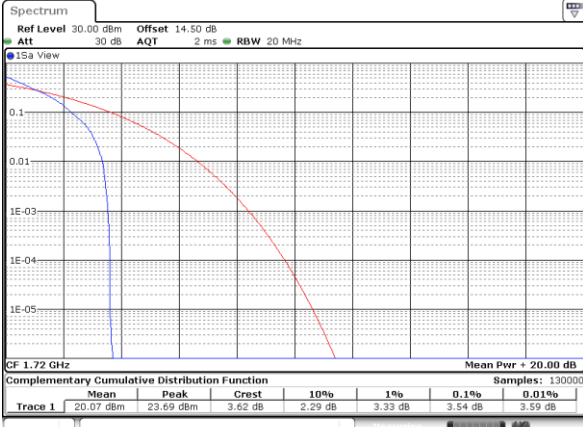


Date: 30.MAR.2018 23:46:42



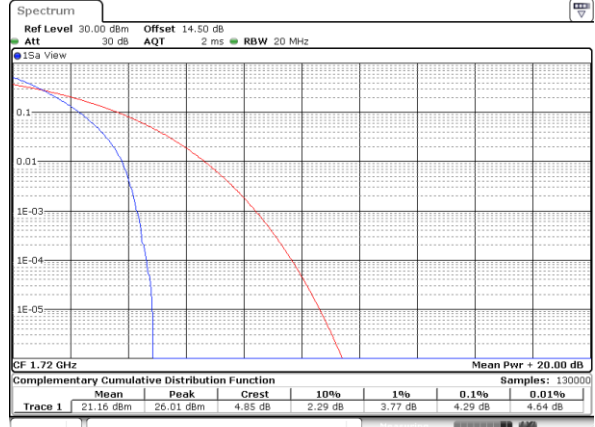
LTE Band 66 / 20MHz / QPSK

Lowest Channel / 1RB



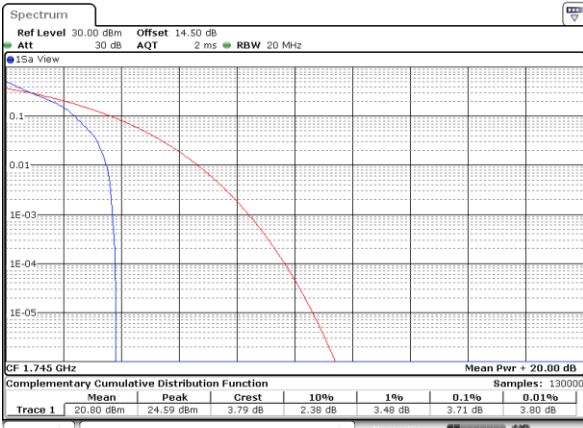
Date: 12.APR.2018 17:15:14

Lowest Channel / Full RB



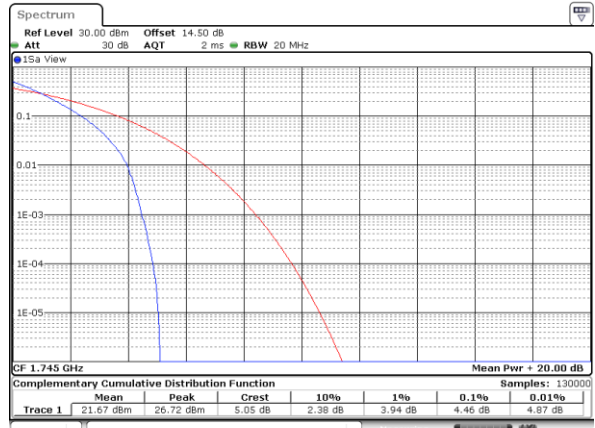
Date: 12.APR.2018 17:11:49

Middle Channel / 1RB



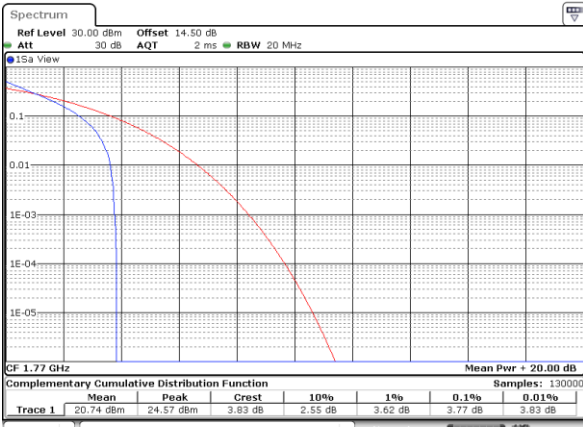
Date: 12.APR.2018 17:45:12

Middle Channel / Full RB



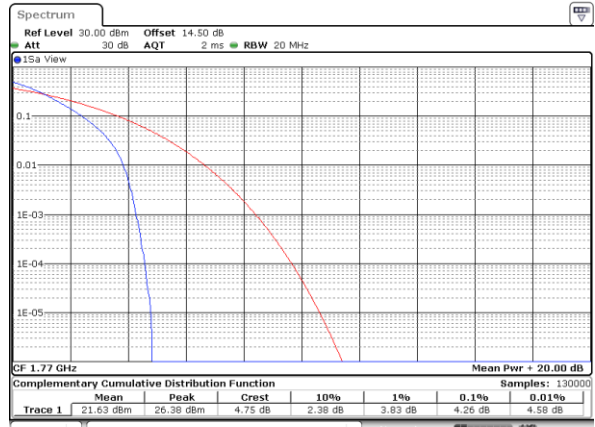
Date: 12.APR.2018 17:45:10

Highest Channel / 1RB



Date: 12.APR.2018 17:29:58

Highest Channel / Full RB

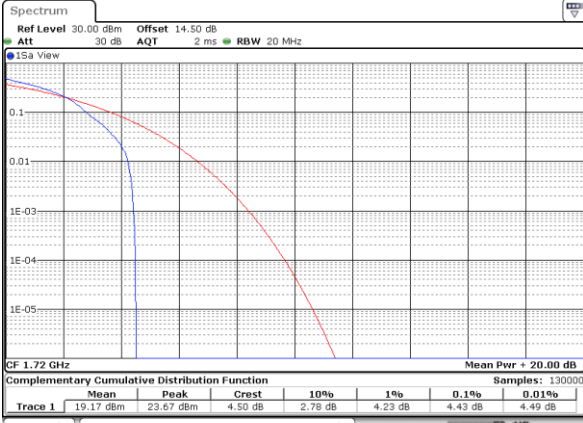


Date: 12.APR.2018 17:29:04



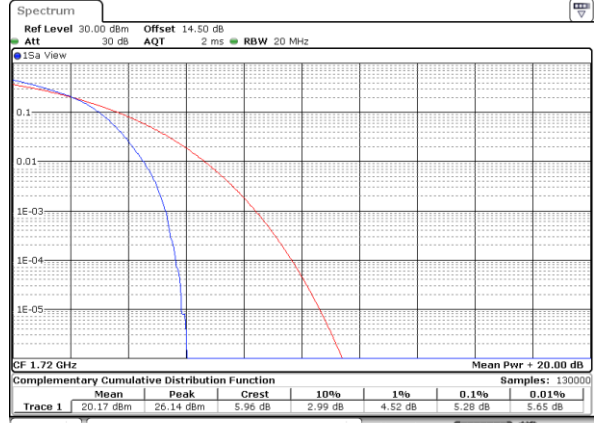
LTE Band 66 / 20MHz / 16QAM

Lowest Channel / 1RB



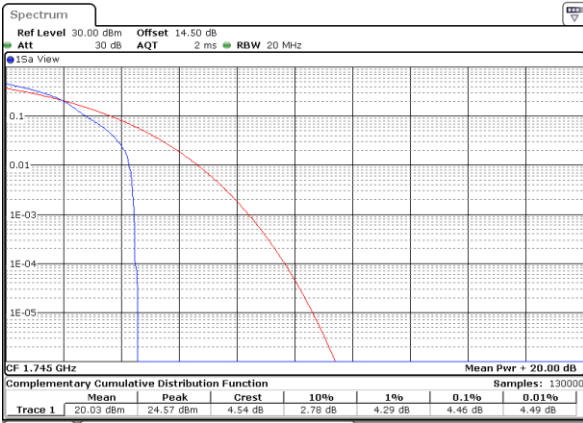
Date: 12.APR.2018 17:16:44

Lowest Channel / Full RB



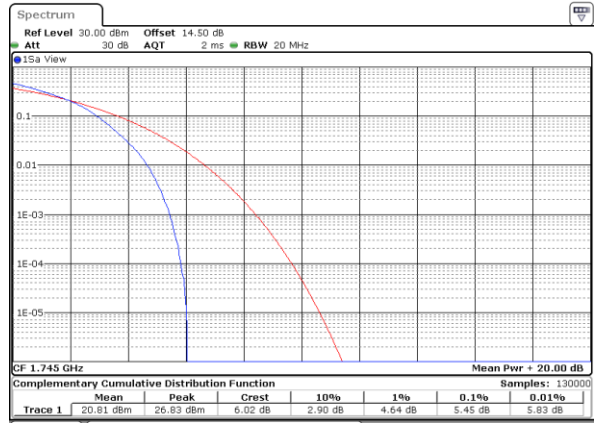
Date: 12.APR.2018 17:20:44

Middle Channel / 1RB



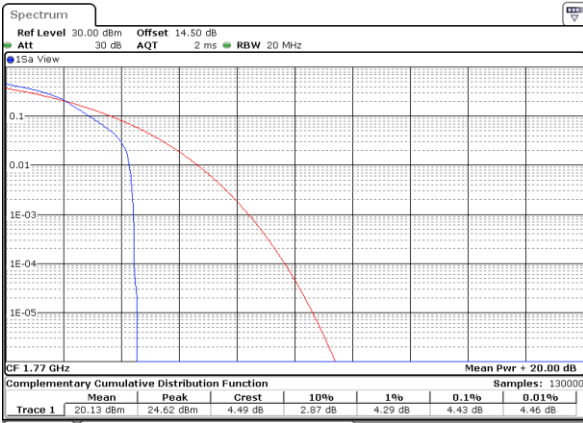
Date: 12.APR.2018 17:44:56

Middle Channel / Full RB



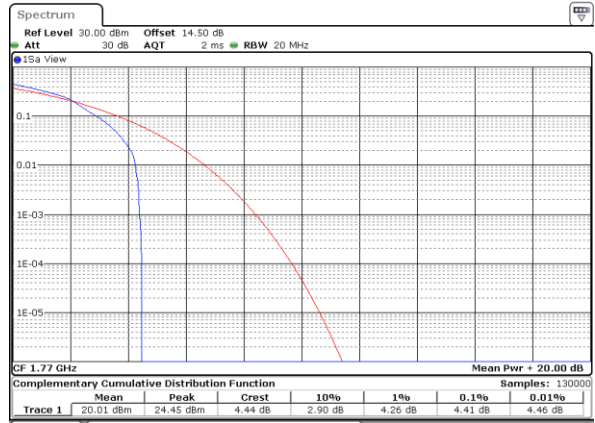
Date: 12.APR.2018 17:44:38

Highest Channel / 1RB



Date: 12.APR.2018 17:27:03

Highest Channel / Full RB

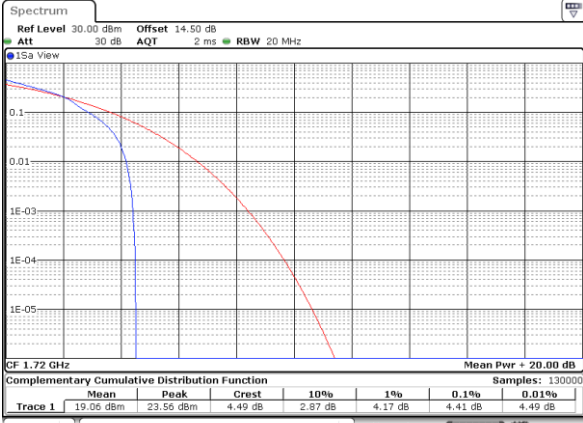


Date: 12.APR.2018 17:24:39



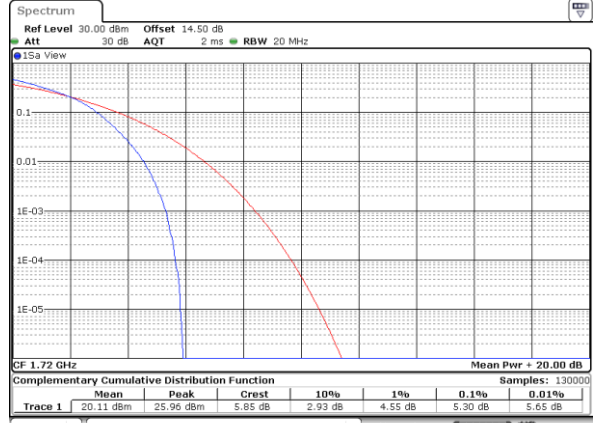
LTE Band 66 / 20MHz / 64QAM

Lowest Channel / 1RB



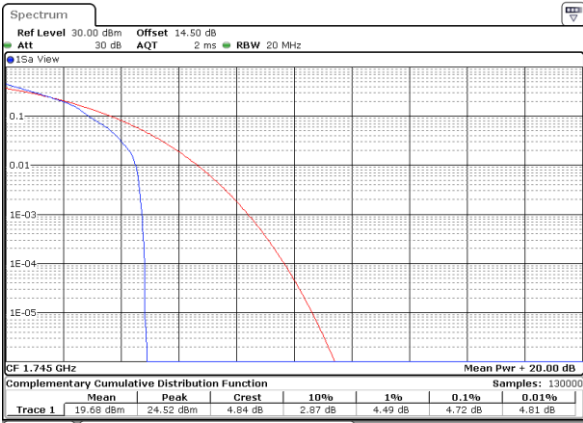
Date: 12.APR.2018 18:00:33

Lowest Channel / Full RB



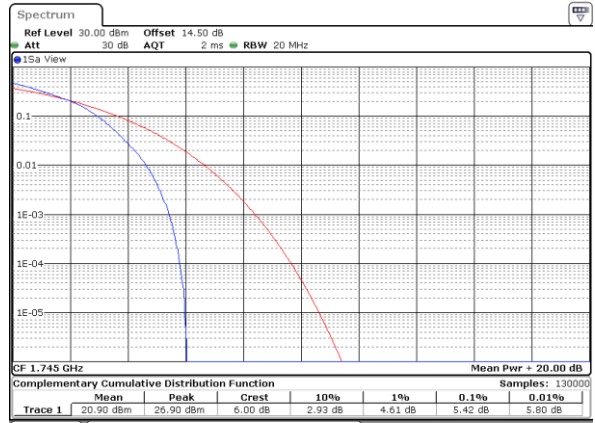
Date: 12.APR.2018 18:00:56

Middle Channel / 1RB



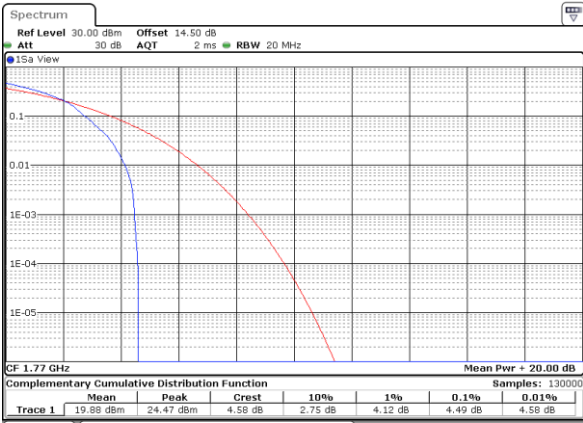
Date: 12.APR.2018 18:31:29

Middle Channel / Full RB



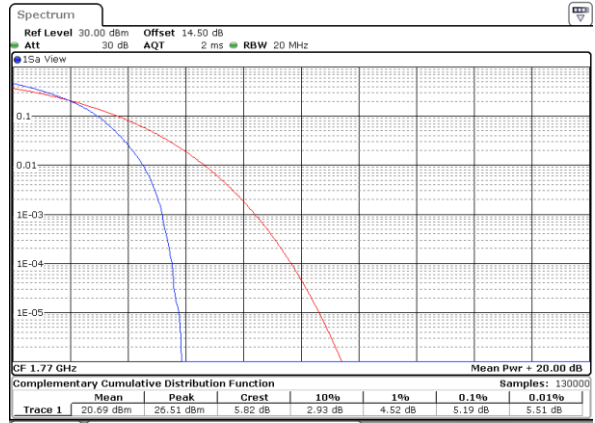
Date: 12.APR.2018 18:31:09

Highest Channel / 1RB



Date: 12.APR.2018 17:59:27

Highest Channel / Full RB

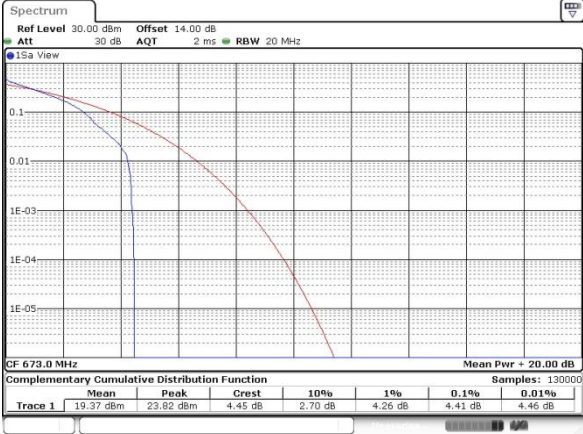


Date: 12.APR.2018 17:59:07



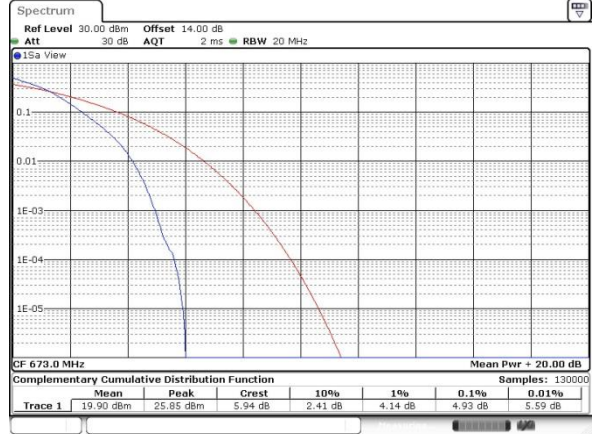
LTE Band 71 / 20MHz / QPSK

Lowest Channel / 1RB



Date: 14.APR.2018 11:45:06

Lowest Channel / Full RB



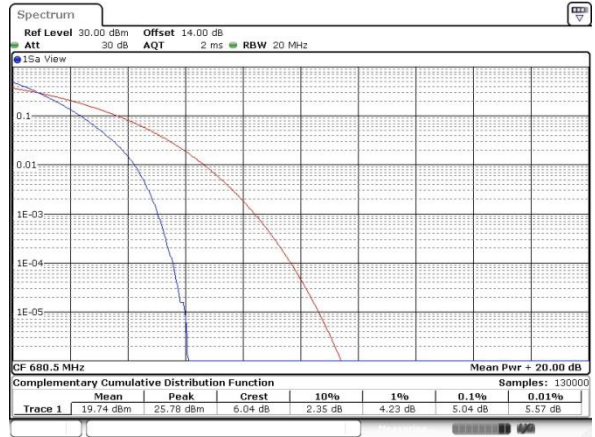
Date: 14.APR.2018 11:46:28

Middle Channel / 1RB



Date: 14.APR.2018 11:41:45

Middle Channel / Full RB



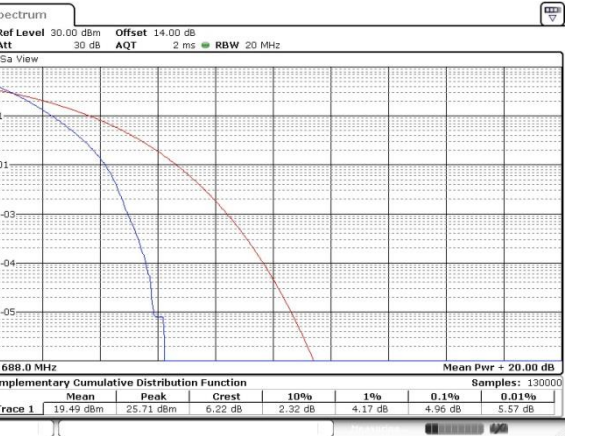
Date: 14.APR.2018 11:41:07

Highest Channel / 1RB



Date: 14.APR.2018 11:34:51

Highest Channel / Full RB



Date: 14.APR.2018 11:35:45