



FCC RF Test Report

APPLICANT : Motorola Mobility LLC
EQUIPMENT : Mobile Cellular Phone
BRAND NAME : Motorola
MODEL NAME : XT1922-6, XT1922-7, XT1922-9
FCC ID : IHDT56XB1
STANDARD : 47 CFR Part 2, 22(H), 24(E), 27(L), 27(M),
27(F), 27(H)
CLASSIFICATION : PCS Licensed Transmitter Held to Ear (PCE)

The product was received on Dec. 13, 2017 and completely tested on Jan. 31, 2018. We, Sporton International (Shenzhen) Inc., would like to declare that the tested sample has been evaluated in accordance with the test procedures given in ANSI/TIA-603-E and the testing has shown the tested sample to be in compliance with the applicable technical standards. The test results in this report apply exclusively to the tested model / sample. Without written approval of Sporton International (Shenzhen) Inc., the test report shall not be reproduced except in full.



Approved by: Eric Shih / Manager

Sporton International (Shenzhen) Inc.
1/F, 2/F, Bldg 5, Shiling Industrial Zone, Xinwei Village, Xili, Nanshan Shenzhen City
Guangdong Province 518055 China



TABLE OF CONTENTS

REVISION HISTORY 3
SUMMARY OF TEST RESULT 4
1 GENERAL DESCRIPTION 5
1.1 Applicant 5
1.2 Manufacturer 5
1.3 Product Feature of Equipment Under Test 5
1.4 Product Specification of Equipment Under Test 6
1.5 Specification of Accessory 7
1.6 Modification of EUT 7
1.7 Maximum ERP/EIRP Power, Frequency Tolerance, and Emission Designator 8
1.8 Testing Location 15
1.9 Applicable Standards 15
2 TEST CONFIGURATION OF EQUIPMENT UNDER TEST 16
2.1 Test Mode 16
2.2 Connection Diagram of Test System 20
2.3 Support Unit used in test configuration and system 20
2.4 Measurement Results Explanation Example 20
2.5 Frequency List of Low/Middle/High Channels 21
3 CONDUCTED TEST ITEMS 26
3.1 Measuring Instruments 26
3.2 Test Setup 26
3.3 Test Result of Conducted Test 26
3.4 Conducted Output Power and ERP/EIRP 27
3.5 Peak-to-Average Ratio 28
3.6 Occupied Bandwidth 29
3.7 Conducted Band Edge 30
3.8 Conducted Spurious Emission 32
3.9 Frequency Stability 33
4 RADIATED TEST ITEMS 34
4.1 Measuring Instruments 34
4.2 Test Setup 34
4.3 Test Result of Radiated Test 34
4.4 Radiated Spurious Emission 35
5 LIST OF MEASURING EQUIPMENT 37
6 UNCERTAINTY OF EVALUATION 38
APPENDIX A. TEST RESULTS OF CONDUCTED TEST
APPENDIX B. TEST RESULTS OF RADIATED TEST
APPENDIX C. TEST SETUP PHOTOGRAPHS



REVISION HISTORY

REPORT NO.	VERSION	DESCRIPTION	ISSUED DATE
FG7D1310B	Rev. 01	Initial issue of report	Feb. 12, 2018



SUMMARY OF TEST RESULT

Report Section	FCC Rule	Description	Limit	Result	Remark
3.4	§2.1046	Conducted Output Power	Reporting Only	PASS	-
	§22.913(a)(2)	Effective Radiated Power (Band 5) (Band 26)	ERP < 7 Watt	PASS	-
	§27.50(b)(10) §27.50(c)(10)	Effective Radiated Power (Band 12) (Band 13) (Band 17)	ERP < 3 Watt	PASS	-
	§24.232(c) §27.50(h)(2)	Equivalent Isotropic Radiated Power (Band 2)(Band 25) (Band 7) (Band 38) (Band 41)	EIRP < 2Watt	PASS	-
	§27.50(d)(4)	Equivalent Isotropic Radiated Power (Band 4) (Band 66)	EIRP < 1Watt	PASS	-
3.5	§24.232(d)	Peak-to-Average Ratio	<13 dB	PASS	-
3.6	§2.1049	Occupied Bandwidth	Reporting Only	PASS	-
3.7	§2.1051 §22.917(a) §24.238(a) §27.53(c)(2)(4) §27.53(g) §27.53(h)	Conducted Band Edge Measurement (Band 2) (Band 4) (Band 5) (Band 12) (Band 13) (Band 17) (Band 25) (Band 26) (Band 66)	< 43+10log ₁₀ (P[Watts])	PASS	-
	§27.53(m)(4)	Conducted Band Edge Measurement (Band 7) (Band 38) (Band 41)	§27.53(m)(4)		
3.8	§2.1051 §22.917(a) §24.238(a) §27.53(c)(2) §27.53(g) §27.53(h)	Conducted Spurious Emission (Band 2) (Band 4) (Band 5) (Band 12) (Band 13) (Band 17) (Band 25) (Band 26) (Band 66)	< 43+10log ₁₀ (P[Watts])	PASS	-
	§2.1051 §27.53(m)(4)	Conducted Spurious Emission (Band 7) (Band 38) (Band 41)	< 55+10log ₁₀ (P[Watts])		
3.9	§2.1055 §22.355	Frequency Stability Temperature & Voltage	< 2.5 ppm for Part 22H	PASS	-
	§2.1055 §24.235 §27.54		Within Authorized Band		
4.4	§2.1053 §22.917(a) §24.238(a) §27.53(c)(2) §27.53(f) §27.53(g) §27.53(h)	Radiated Spurious Emission (Band 2) (Band 4) (Band 5) (Band 12) (Band 13) (Band 17) (Band 25) (Band 26) (Band 66)	< 43+10log ₁₀ (P[Watts])	PASS	Under limit 14.93 dB at 15531.00 MHz
	§2.1053 §27.53(m)(4)	Radiated Spurious Emission (Band 7) (Band 38) (Band 41)	< 55+10log ₁₀ (P[Watts])		



1 General Description

1.1 Applicant

Motorola Mobility LLC
222 W, Merchandise Mart Plaza, Chicago IL 60654 USA

1.2 Manufacturer

Motorola Mobility LLC
222 W, Merchandise Mart Plaza, Chicago IL 60654 USA

1.3 Product Feature of Equipment Under Test

Product Feature	
Equipment	Mobile Cellular Phone
Brand Name	Motorola
Model Name	XT1922-6, XT1922-7, XT1922-9
FCC ID	IHDT56XB1
EUT supports Radios application	CDMA/EV-DO/GSM/GPRS/EGPRS/WCDMA/HSPA/DC-HSDPA/HSPA+(16QAM uplink is not supported)/LTE WLAN 2.4GHz 802.11b/g/n HT20 WLAN 5GHz 802.11a/n HT20/HT40 Bluetooth v3.0 + EDR/Bluetooth v4.0 LE/ Bluetooth v4.1 LE/Bluetooth v4.2 LE
IMEI Code	Conducted: 351864090027578 Radiation: 351864090024591
HW Version	DVT1B
SW Version	jeter_oem_userdebug_8.0.0_OPP27.34_970_intcfg-test-keys_oem
EUT Stage	Identical Prototype

Remark:

1. For XT1922-6, XT1922-7, XT1922-9, they are the same product except model name different for market segment.
2. The above EUT's information was declared by manufacturer. Please refer to the specifications or user's manual for more detailed description.



1.4 Product Specification of Equipment Under Test

Standards-related Product Specification	
Tx Frequency	LTE Band 2 : 1850.7 MHz ~ 1909.3 MHz LTE Band 4 : 1710.7 MHz ~ 1754.3 MHz LTE Band 5 : 824.7 MHz ~ 848.3 MHz LTE Band 7 : 2502.5 MHz ~ 2567.5 MHz LTE Band 12 : 699.7 MHz ~ 715.3 MHz LTE Band 13 : 779.5 MHz ~ 784.5 MHz LTE Band 17 : 706.5 MHz ~ 713.5 MHz LTE Band 25 : 1850.7MHz ~ 1914.3 MHz LTE Band 26 : 824.7MHz ~ 848.3 MHz LTE Band 38 : 2572.5MHz ~ 2617.5MHz LTE Band 41 : 2498.5 MHz ~ 2687.5 MHz LTE Band 66 : 1710.7 MHz ~ 1779.3 MHz
Rx Frequency	LTE Band 2 : 1930.7 MHz ~ 1989.3 MHz LTE Band 4 : 2110.7 MHz ~ 2154.3 MHz LTE Band 5 : 869.7 MHz ~ 893.3 MHz LTE Band 7 : 2622.5MHz ~ 2687.5 MHz LTE Band 12 : 729.7 MHz ~ 745.3 MHz LTE Band 13 : 748.5 MHz ~ 753.5 MHz LTE Band 17 : 736.5 MHz ~ 743.5 MHz LTE Band 25 : 1930.7MHz ~ 1994.3 MHz LTE Band 26 : 869.7MHz ~ 893.3MHz LTE Band 38 : 2572.5MHz ~ 2617.5MHz LTE Band 41 : 2498.5 MHz ~ 2687.5 MHz LTE Band 66 : 2110.7 MHz~ 2179.3 MHz
Bandwidth	LTE Band 2 : 1.4MHz / 3MHz / 5MHz / 10MHz / 15MHz / 20MHz LTE Band 4 : 1.4MHz / 3MHz / 5MHz / 10MHz / 15MHz / 20MHz LTE Band 5 : 1.4MHz / 3MHz / 5MHz / 10MHz LTE Band 7 : 5MHz / 10MHz / 15MHz / 20MHz LTE Band 12 : 1.4MHz / 3MHz / 5MHz / 10MHz LTE Band 13 : 5MHz / 10MHz LTE Band 17 : 5MHz / 10MHz LTE Band 25 : 1.4MHz / 3MHz / 5MHz / 10MHz / 15MHz / 20MHz LTE Band 26 : 1.4MHz / 3MHz / 5MHz / 10MHz / 15MHz LTE Band 38 : 5MHz / 10MHz / 15MHz / 20MHz LTE Band 41 : 5MHz / 10MHz / 15MHz / 20MHz LTE Band 66 : 1.4MHz / 3MHz / 5MHz / 10MHz / 15MHz / 20MHz
Maximum Output Power to Antenna	LTE Band 2 : 23.66 dBm LTE Band 4 : 32.20 dBm LTE Band 5 : 23.58 dBm LTE Band 7 : 23.40 dBm LTE Band 12 : 23.86 dBm LTE Band 13 : 24.07 dBm LTE Band 17 : 23.78 dBm LTE Band 25 : 23.66 dBm LTE Band 26 : 23.78 dBm LTE Band 38 : 23.15 dBm LTE Band 41 : 25.38 dBm LTE Band 66 : 23.36 dBm



Antenna Gain	LTE Band 2 : 0.00 dBi
	LTE Band 4 : 0.50 dBi
	LTE Band 5 : -2.00 dBi
	LTE Band 7 : 0.50 dBi
	LTE Band 12 : -1.50 dBi
	LTE Band 13 : -1.50 dBi
	LTE Band 17 : -1.50 dBi
	LTE Band 25 : 0.00 dBi
	LTE Band 26 : -2.00 dBi
	LTE Band 38 : 0.50 dBi
LTE Band 41 : 0.50 dBi	
LTE Band 66 : 0.50 dBi	
Type of Modulation	QPSK / 16QAM / 64QAM

1.5 Specification of Accessory

Specification of Accessory				
AC Adapter 1	Brand Name	Motorola (Acbel)	Model Name	C-P35 SPN5945A
	Power Rating	I/P: 100-240 Vac, 300mA, O/P: 5.2Vdc,2000mA		
AC Adapter 2	Brand Name	Motorola (Salom)	Model Name	SSW-2919UMTJ C-P35 SPN5945A
	Power Rating	I/P: 100-240 Vac, 300mA, O/P: 5.2Vdc,2000mA		
Battery	Brand Name	Motorola (SCUD)	Model Name	BL270
	Power Rating	3.85Vdc,4000mAh	Type	Li-ion, ATL426580
USB Cable	Brand Name	Motorola (Saibao)	Model Name	SLQ-A077A
	Signal Line Type	1.0 meter, shielded cable, without ferrite core		

1.6 Modification of EUT

No modifications are made to the EUT during all test items.



1.7 Maximum ERP/EIRP Power, Frequency Tolerance, and Emission Designator

LTE Band 2		QPSK			16QAM		
BW (MHz)	Frequency Range (MHz)	Emission Designator (99%OBW)	Frequency Tolerance (ppm)	Maximum EIRP(W)	Emission Designator (99%OBW)	Frequency Tolerance (ppm)	Maximum EIRP(W)
1.4	1850.7 ~ 1909.3	1M10G7D	-	0.2239	1M10W7D	-	0.1884
3	1851.5 ~ 1908.5	2M72G7D	-	0.2234	2M73W7D	-	0.1932
5	1852.5 ~ 1907.5	4M49G7D	-	0.2249	4M50W7D	-	0.1892
10	1855.0 ~ 1905.0	9M05G7D	0.0014	0.2312	9M03W7D	-	0.1968
15	1857.5 ~ 1902.5	13M5G7D	-	0.2280	13M5W7D	-	0.1972
20	1860.0 ~ 1900.0	18M6G7D	-	0.2323	18M4W7D	-	0.1941
LTE Band 2		64QAM					
BW (MHz)	Frequency Range (MHz)	Emission Designator (99%OBW)	Frequency Tolerance (ppm)	Maximum EIRP(W)			
1.4	1850.7 ~ 1909.3	1M09W7D	-	0.2291			
3	1851.5 ~ 1908.5	2M73W7D	-	0.2296			
5	1852.5 ~ 1907.5	4M51W7D	-	0.2317			
10	1855.0 ~ 1905.0	9M05W7D	-	0.2307			
15	1857.5 ~ 1902.5	13M5W7D	-	0.2301			
20	1860.0 ~ 1900.0	18M4W7D	-	0.2312			
LTE Band 25		QPSK			16QAM		
BW (MHz)	Frequency Range (MHz)	Emission Designator (99%OBW)	Frequency Tolerance (ppm)	Maximum EIRP(W)	Emission Designator (99%OBW)	Frequency Tolerance (ppm)	Maximum EIRP(W)
1.4	1850.7 ~ 1914.3	1M10G7D	-	0.2143	1M10W7D	-	0.1986
3	1851.5 ~ 1913.5	2M72G7D	-	0.2123	2M73W7D	-	0.1932
5	1852.5 ~ 1912.5	4M51G7D	-	0.2168	4M50W7D	-	0.1892
10	1855.0 ~ 1910.0	9M09G7D	0.0010	0.2223	9M01W7D	-	0.1959
15	1857.5 ~ 1907.5	13M4G7D	-	0.2188	13M5W7D	-	0.1875
20	1860.0 ~ 1905.0	18M4G7D	-	0.2323	18M4W7D	-	0.1858



LTE Band 25		64QAM					
BW (MHz)	Frequency Range (MHz)	Emission Designator (99%OBW)	Frequency Tolerance (ppm)	Maximum EIRP(W)			
1.4	1850.7 ~ 1914.3	1M10W7D	-	0.2301			
3	1851.5 ~ 1913.5	2M73W7D	-	0.2312			
5	1852.5 ~ 1912.5	4M50W7D	-	0.2312			
10	1855.0 ~ 1910.0	9M05W7D	-	0.2312			
15	1857.5 ~ 1907.5	13M5W7D	-	0.2312			
20	1860.0 ~ 1905.0	18M5W7D	-	0.2307			
LTE Band 4		QPSK			16QAM		
BW (MHz)	Frequency Range (MHz)	Emission Designator (99%OBW)	Frequency Tolerance (ppm)	Maximum EIRP(W)	Emission Designator (99%OBW)	Frequency Tolerance (ppm)	Maximum EIRP(W)
1.4	1710.7 ~ 1754.3	1M10G7D	-	0.2333	1M10W7D	-	0.1995
3	1711.5 ~ 1753.5	2M72G7D	-	0.2307	2M73W7D	-	0.1972
5	1712.5 ~ 1752.5	4M50G7D	-	0.2317	4M51W7D	-	0.1986
10	1715.0 ~ 1750.0	9M11G7D	0.0021	0.2339	9M07W7D	-	0.1991
15	1717.5 ~ 1747.5	13M5G7D	-	0.2301	13M5W7D	-	0.1982
20	1720.0 ~ 1745.0	18M5G7D	-	0.2344	18M3W7D	-	0.1941
LTE Band 4		64QAM					
BW (MHz)	Frequency Range (MHz)	Emission Designator (99%OBW)	Frequency Tolerance (ppm)	Maximum EIRP(W)			
1.4	1710.7 ~ 1754.3	1M10W7D	-	0.2333			
3	1711.5 ~ 1753.5	2M73W7D	-	0.2333			
5	1712.5 ~ 1752.5	4M50W7D	-	0.2323			
10	1715.0 ~ 1750.0	9M07W7D	-	0.2333			
15	1717.5 ~ 1747.5	13M4W7D	-	0.2339			
20	1720.0 ~ 1745.0	18M4W7D	-	0.2339			



LTE Band 5		QPSK			16QAM		
BW (MHz)	Frequency Range (MHz)	Emission Designator (99%OBW)	Frequency Tolerance (ppm)	Maximum ERP(W)	Emission Designator (99%OBW)	Frequency Tolerance (ppm)	Maximum ERP(W)
1.4	824.7 ~ 848.3	1M09G7D	-	0.0807	1M09W7D	-	0.0733
3	825.5 ~ 847.5	2M72G7D	-	0.0830	2M75W7D	-	0.0724
5	826.5 ~ 846.5	4M51G7D	-	0.0817	4M49W7D	-	0.0716
10	829.0 ~ 844.0	9M07G7D	0.0026	0.0875	9M01W7D	-	0.0741
LTE Band 5		64QAM					
BW (MHz)	Frequency Range (MHz)	Emission Designator (99%OBW)	Frequency Tolerance (ppm)	Maximum ERP(W)			
1.4	824.7 ~ 848.3	1M10G7D	-	0.0875			
3	825.5 ~ 847.5	2M72G7D	-	0.0873			
5	826.5 ~ 846.5	4M52G7D	-	0.0877			
10	829.0 ~ 844.0	9M09G7D	-	0.0877			
LTE Band 7		QPSK			16QAM		
BW (MHz)	Frequency Range (MHz)	Emission Designator (99%OBW)	Frequency Tolerance (ppm)	Maximum EIRP(W)	Emission Designator (99%OBW)	Frequency Tolerance (ppm)	Maximum EIRP(W)
5	2502.5 ~ 2567.5	4M50G7D	-	0.2317	4M53W7D	-	0.1977
10	2505.0 ~ 2565.0	9M11G7D	0.0009	0.2355	9M03W7D	-	0.1977
15	2507.5 ~ 2562.5	13M5G7D	-	0.2328	13M5W7D	-	0.1901
20	2510.0 ~ 2560.0	18M4G7D	-	0.2455	18M4W7D	-	0.1897
LTE Band 7		64QAM					
BW (MHz)	Frequency Range (MHz)	Emission Designator (99%OBW)	Frequency Tolerance (ppm)	Maximum EIRP(W)			
5	2502.5 ~ 2567.5	4M52W7D	-	0.2443			
10	2505.0 ~ 2565.0	9M09W7D	-	0.2443			
15	2507.5 ~ 2562.5	13M4W7D	-	0.2449			
20	2510.0 ~ 2560.0	18M4W7D	-	0.2449			



LTE Band 12		QPSK			16QAM		
BW (MHz)	Frequency Range (MHz)	Emission Designator (99%OBW)	Frequency Tolerance (ppm)	Maximum ERP(W)	Emission Designator (99%OBW)	Frequency Tolerance (ppm)	Maximum ERP(W)
1.4	699.7 ~ 715.3	1M10G7D	-	0.0995	1M10W7D	-	0.0839
3	700.5 ~ 714.5	2M73G7D	-	0.0991	2M74W7D	-	0.0820
5	701.5 ~ 713.5	4M51G7D	-	0.0971	4M51W7D	-	0.0832
10	704.0 ~ 711.0	9M09G7D	0.0021	0.1050	9M03W7D	-	0.0855
LTE Band 12		64QAM					
BW (MHz)	Frequency Range (MHz)	Emission Designator (99%OBW)	Frequency Tolerance (ppm)	Maximum ERP(W)			
1.4	699.7 ~ 715.3	1M10W7D	-	0.1038			
3	700.5 ~ 714.5	2M76W7D	-	0.1047			
5	701.5 ~ 713.5	4M50W7D	-	0.1045			
10	704.0 ~ 711.0	9M03W7D	-	0.1040			
LTE Band 13		QPSK			16QAM		
BW (MHz)	Frequency Range (MHz)	Emission Designator (99%OBW)	Frequency Tolerance (ppm)	Maximum ERP(W)	Emission Designator (99%OBW)	Frequency Tolerance (ppm)	Maximum ERP(W)
5	779.5 ~ 784.5	4M50G7D	-	0.1099	4M50W7D	-	0.0935
10	782.0	9M03G7D	0.0024	0.1102	8M95W7D	-	0.0927
LTE Band 13		64QAM					
BW (MHz)	Frequency Range (MHz)	Emission Designator (99%OBW)	Frequency Tolerance (ppm)	Maximum ERP(W)			
5	779.5 ~ 784.5	4M51W7D	-	0.1096			
10	782.0	9M01W7D	-	0.1096			
LTE Band 17		QPSK			16QAM		
BW (MHz)	Frequency Range (MHz)	Emission Designator (99%OBW)	Frequency Tolerance (ppm)	Maximum ERP(W)	Emission Designator (99%OBW)	Frequency Tolerance (ppm)	Maximum ERP(W)
5	706.5 ~ 713.5	4M50G7D	-	0.0964	4M50W7D	-	0.0809
10	709.0 ~ 711.0	9M03G7D	0.0028	0.1030	8M99W7D	-	0.0853
LTE Band 17		64QAM					
BW (MHz)	Frequency Range (MHz)	Emission Designator (99%OBW)	Frequency Tolerance (ppm)	Maximum ERP(W)			
5	706.5 ~ 713.5	4M50W7D	-	0.1028			
10	709.0 ~ 711.0	9M03W7D	-	0.1028			



LTE Band 26		QPSK			16QAM		
BW (MHz)	Frequency Range (MHz)	Emission Designator (99%OBW)	Frequency Tolerance (ppm)	Maximum ERP(W)	Emission Designator (99%OBW)	Frequency Tolerance (ppm)	Maximum ERP(W)
1.4	824.7 ~ 848.3	1M10G7D	-	0.0828	1M10W7D	-	0.0695
3	825.5 ~ 847.5	2M73G7D	-	0.0817	2M73W7D	-	0.0703
5	826.5 ~ 846.5	4M50G7D	-	0.0834	4M51W7D	-	0.0705
10	829.0 ~ 844.0	9M05G7D	0.0034	0.0887	9M01W7D	-	0.0750
15	831.5 ~ 841.5	13M5G7D	-	0.0918	13M5W7D	-	0.0745
CH26765	821.5	13M5G7D	-	0.0885	13M4W7D	-	0.0718
LTE Band 26		64QAM					
BW (MHz)	Frequency Range (MHz)	Emission Designator (99%OBW)	Frequency Tolerance (ppm)	Maximum ERP(W)			
1.4	824.7 ~ 848.3	1M09W7D	-	0.0904			
3	825.5 ~ 847.5	2M73W7D	-	0.0902			
5	826.5 ~ 846.5	4M50W7D	-	0.0904			
10	829.0 ~ 844.0	9M09W7D	-	0.0902			
15	831.5 ~ 841.5	13M5W7D	-	0.0906			
CH26765	821.5	13M5W7D	-	0.0885			
LTE Band 38		QPSK			16QAM		
BW (MHz)	Frequency Range (MHz)	Emission Designator (99%OBW)	Frequency Tolerance (ppm)	Maximum EIRP(W)	Emission Designator (99%OBW)	Frequency Tolerance (ppm)	Maximum EIRP(W)
5	2572.5 ~ 2617.5	4M49G7D	-	0.2265	4M50W7D	-	0.1879
10	2575.0 ~ 2615.0	9M01G7D	0.0006	0.2296	9M07W7D	-	0.1959
15	2577.5 ~ 2612.5	13M5G7D	-	0.2312	13M4W7D	-	0.1862
20	2580.0 ~ 2610.0	18M4G7D	-	0.2317	18M5W7D	-	0.1936
LTE Band 38		64QAM					
BW (MHz)	Frequency Range (MHz)	Emission Designator (99%OBW)	Frequency Tolerance (ppm)	Maximum EIRP(W)			
5	2572.5 ~ 2617.5	4M49W7D	-	0.2312			
10	2575.0 ~ 2615.0	8M99W7D	-	0.2301			
15	2577.5 ~ 2612.5	13M5W7D	-	0.2312			
20	2580.0 ~ 2610.0	18M3W7D	-	0.2312			



LTE Band 41		QPSK			16QAM		
BW (MHz)	Frequency Range (MHz)	Emission Designator (99%OBW)	Frequency Tolerance (ppm)	Maximum EIRP(W)	Emission Designator (99%OBW)	Frequency Tolerance (ppm)	Maximum EIRP(W)
5	2498.5 ~ 2687.5	4M50G7D	-	0.3819	4M52W7D	-	0.3155
10	2501.0 ~ 2685.0	9M01G7D	0.0011	0.3846	9M03W7D	-	0.3155
15	2503.5 ~ 2682.5	13M5G7D	-	0.3811	13M5W7D	-	0.3133
20	2506.0 ~ 2680.0	18M3G7D	-	0.3873	18M4W7D	-	0.3097
LTE Band 41		64QAM					
BW (MHz)	Frequency Range (MHz)	Emission Designator (99%OBW)	Frequency Tolerance (ppm)	Maximum EIRP(W)			
5	2498.5 ~ 2687.5	4M49W7D	-	0.3715			
10	2501.0 ~ 2685.0	8M99W7D	-	0.3784			
15	2503.5 ~ 2682.5	13M5W7D	-	0.3776			
20	2506.0 ~ 2680.0	18M5W7D	-	0.3802			
LTE Band 66		QPSK			16QAM		
BW (MHz)	Frequency Range (MHz)	Emission Designator (99%OBW)	Frequency Tolerance (ppm)	Maximum EIRP(W)	Emission Designator (99%OBW)	Frequency Tolerance (ppm)	Maximum EIRP(W)
1.4	1710.7 ~ 1779.3	1M09G7D	-	0.2371	1M10W7D	-	0.1995
3	1711.5 ~ 1778.5	2M72G7D	-	0.2333	2M73W7D	-	0.2118
5	1712.5 ~ 1777.5	4M49G7D	-	0.2312	4M51W7D	-	0.2018
10	1715.0 ~ 1775.0	9M03G7D	0.0046	0.2382	9M01W7D	-	0.1968
15	1717.5 ~ 1772.5	13M4G7D	-	0.2382	13M5W7D	-	0.2123
20	1720.0 ~ 1770.0	18M4G7D	-	0.2432	18M4W7D	-	0.2075
LTE Band 66		64QAM					
BW (MHz)	Frequency Range (MHz)	Emission Designator (99%OBW)	Frequency Tolerance (ppm)	Maximum EIRP(W)			
1.4	1710.7 ~ 1779.3	1M10W7D	-	0.2421			
3	1711.5 ~ 1778.5	2M75W7D	-	0.2421			
5	1712.5 ~ 1777.5	4M51W7D	-	0.2404			
10	1715.0 ~ 1775.0	9M01W7D	-	0.2404			
15	1717.5 ~ 1772.5	13M5W7D	-	0.2421			
20	1720.0 ~ 1770.0	18M4W7D	-	0.2427			



LTE Band 41 CA	QPSK			16QAM		
BW (MHz)	Emission Designator (99%OBW)	Frequency Tolerance (ppm)	Maximum EIRP(W)	Emission Designator (99%OBW)	Frequency Tolerance (ppm)	Maximum EIRP(W)
5MHz+20MHz	23M2G7D	-	0.2685	23M2W7D	-	0.2761
10MHz+20MHz	27M8G7D	-	0.2673	27M8W7D	-	0.2564
15MHz+15MHz	28M5G7D	-	0.2685	28M4W7D	-	0.2679
15MHz+20MHz	32M5G7D	-	0.2767	32M5W7D	-	0.2636
20MHz+5MHz	23M3G7D	-	0.2742	23M3W7D	-	0.2729
20MHz+10MHz	28M0G7D	-	0.2754	27M9W7D	-	0.2529
20MHz+15MHz	32M6G7D	-	0.2735	32M6W7D	-	0.2679
20MHz+20MHz	37M3G7D	0.0300	0.2799	37M4W7D	-	0.2767
LTE Band 41 CA	64QAM					
BW (MHz)	Emission Designator (99%OBW)	Frequency Tolerance (ppm)	Maximum EIRP(W)			
5MHz+20MHz	23M1W7D	-	0.1714			
10MHz+20MHz	27M8W7D	-	0.1738			
15MHz+15MHz	28M4W7D	-	0.1875			
15MHz+20MHz	32M7W7D	-	0.1963			
20MHz+5MHz	23M2W7D	-	0.1710			
20MHz+10MHz	28M0W7D	-	0.1660			
20MHz+15MHz	32M6W7D	-	0.1754			
20MHz+20MHz	37M4W7D	-	0.2198			



1.8 Testing Location

Sporton International (Shenzhen) Inc. is accredited to ISO 17025 by National Voluntary Laboratory Accreditation Program (NVLAP code: 600156-0) and the FCC designation No are CN5018 and CN5019.

Test Site	Sporton International (Shenzhen) Inc.	
Test Site Location	1/F, 2/F, Bldg 5, Shiling Industrial Zone, Xinwei Village, Xili, Nanshan Shenzhen City Guangdong Province 518055 China TEL: +86-755-8637-9589 FAX: +86-755-8637-9595	
Test Site No.	Sporton Site No.	FCC Test Firm Registration No.
	TH01-SZ	251365

Test Site	Sporton International (Shenzhen) Inc.	
Test Site Location	No. 3 Bldg the third floor of south, Shahe River west, Fengzeyuan Warehouse, Nanshan District Shenzhen City Guangdong Province 518055 China TEL: +86-755-3320-2398	
Test Site No.	Sporton Site No.	FCC Test Firm Registration No.
	03CH03-SZ	577730

Note: The test site complies with ANSI C63.4 2014 requirement.

1.9 Applicable Standards

According to the specifications of the manufacturer, the EUT must comply with the requirements of the following standards:

- ♦ 47 CFR Part 2, 22(H), 24(E), 27(L), 27(M), 27(F), 27(H)
- ♦ ANSI/TIA-603-E
- ♦ FCC KDB 971168 D01 Power Meas. License Digital Systems v03
- ♦ FCC KDB 412172 D01 Determining ERP and EIRP v01r01

Remark:

1. All test items were verified and recorded according to the standards and without any deviation during the test.
2. This EUT has also been tested and complied with the requirements of FCC Part 15, Subpart B, recorded in a separate test report.



2 Test Configuration of Equipment Under Test

2.1 Test Mode

Antenna port conducted and radiated test items listed below are performed according to KDB 971168 D01 Power Meas License Digital Systems v03 with maximum output power.

Radiated measurements are performed by rotating the EUT in three different orthogonal test planes to find the maximum emission.

Test Items	Band	Bandwidth (MHz)						Modulation			RB #			Test Channel		
		1.4	3	5	10	15	20	QPSK	16QAM	64QAM	1	Half	Full	L	M	H
Max. Output Power	2	v	v	v	v	v	v	v	v	v	v	v	v	v	v	v
	4	v	v	v	v	v	v	v	v	v	v	v	v	v	v	v
	5	v	v	v	v	-	-	v	v	v	v	v	v	v	v	v
	7	-	-	v	v	v	v	v	v	v	v	v	v	v	v	v
	38	-	-	v	v	v	v	v	v	v	v	v	v	v	v	v
	12	v	v	v	v	-	-	v	v	v	v	v	v	v	v	v
	13	-	-	v		-	-	v	v	v	v	v	v	v	v	v
	13	-	-		v	-	-	v	v	v	v	v	v		v	
	17	-	-	v	v	-	-	v	v	v	v	v	v	v	v	v
	25	v	v	v	v	v	v	v	v	v	v	v	v	v	v	v
	26	v	v	v	v	v	-	v	v	v	v	v	v	v	v	v
	41	-	-	v	v	v	v	v	v	v	v	v	v	v	v	v
	66	v	v	v	v	v	v	v	v	v	v	v	v	v	v	v
Peak-to-Average Ratio	2					v	v	v	v	v	v		v	v	v	
	4					v	v	v	v	v		v	v	v	v	
	5				v	-	-	v	v	v	v		v	v	v	
	7	-	-			v	v	v	v	v		v	v	v	v	
	38	-	-			v	v	v	v	v		v	v	v	v	
	12				v	-	-	v	v	v	v		v	v	v	
	13	-	-		v	-	-	v	v	v	v		v		v	
	17	-	-		v	-	-	v	v	v	v		v	v	v	
	25					v		v	v	v	v		v	v	v	
	26					v	-	v	v	v	v		v	v	v	
	41	-	-			v		v	v	v	v		v	v	v	
	66					v		v	v	v	v		v	v	v	



Test Items	Band	Bandwidth (MHz)						Modulation			RB #			Test Channel		
		1.4	3	5	10	15	20	QPSK	16QAM	64QAM	1	Half	Full	L	M	H
26dB and 99% Bandwidth	2	v	v	v	v	v	v	v	v	v			v	v	v	v
	4	v	v	v	v	v	v	v	v	v			v	v	v	v
	5	v	v	v	v	-	-	v	v	v			v	v	v	v
	7	-	-	v	v	v	v	v	v	v			v	v	v	v
	38	-	-	v	v	v	v	v	v	v			v	v	v	v
	12	v	v	v	v	-	-	v	v	v			v	v	v	v
	13	-	-	v		-	-	v	v	v			v	v	v	v
	13	-	-		v	-	-	v	v	v			v		v	
	17	-	-	v	v	-	-	v	v	v			v	v	v	v
	25	v	v	v	v	v	v	v	v	v			v	v	v	v
	26	v	v	v	v	v	-	v	v	v			v	v	v	v
	41	-	-	v	v	v	v	v	v	v			v	v	v	v
	66	v	v	v	v	v	v	v	v	v			v	v	v	v
Conducted Band Edge	2	v	v	v	v	v	v	v	v	v	v		v	v		v
	4	v	v	v	v	v	v	v	v	v	v		v	v		v
	5	v	v	v	v	-	-	v	v	v	v		v	v		v
	7	-	-	v	v	v	v	v	v	v	v		v	v		v
	38	-	-	v	v	v	v	v	v	v	v		v	v		v
	12	v	v	v	v	-	-	v	v	v	v		v	v		v
	13	-	-	v		-	-	v	v	v	v		v	v		v
	13	-	-		v	-	-	v	v	v	v		v		v	
	17	-	-	v	v	-	-	v	v	v	v		v	v		v
	25	v	v	v	v	v	v	v	v	v	v		v	v		v
	26	v	v	v	v	v	-	v	v	v	v		v	v		v
	41	-	-	v	v	v	v	v	v	v	v		v	v		v
	66	v	v	v	v	v	v	v	v	v	v		v	v		v

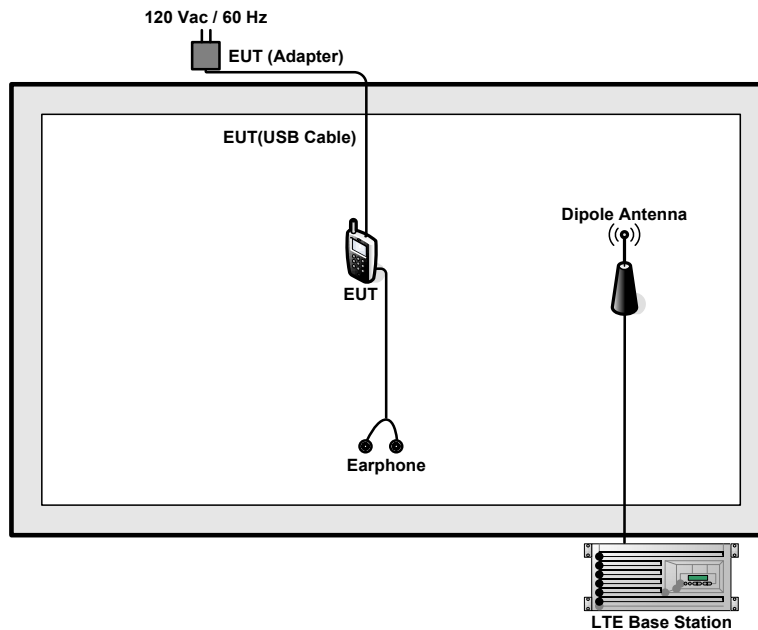


Test Items	Band	Bandwidth (MHz)						Modulation			RB #			Test Channel		
		1.4	3	5	10	15	20	QPSK	16QAM	64QAM	1	Half	Full	L	M	H
Conducted Spurious Emission	2	v	v	v	v	v	v	v	v	v	v			v	v	v
	4	v	v	v	v	v	v	v	v	v	v			v	v	v
	5	v	v	v	v	-	-	v	v	v	v			v	v	v
	7	-	-	v	v	v	v	v	v	v	v			v	v	v
	38	-	-	v	v	v	v	v	v	v	v			v	v	v
	12	v	v	v	v	-	-	v	v	v	v			v	v	v
	13	-	-	v		-	-	v	v	v	v			v	v	v
	13	-	-		v	-	-	v	v	v	v				v	
	17	-	-	v	v	-	-	v	v	v	v			v	v	v
	25	v	v	v	v	v	v	v	v	v	v			v	v	v
	26	v	v	v	v	v	-	v	v	v	v			v	v	v
	41	-	-	v	v	v	v	v	v	v	v			v	v	v
66	v	v	v	v	v	v	v	v	v	v			v	v	v	
Frequency Stability	2				v			v					v		v	
	4				v			v					v		v	
	5				v	-	-	v					v		v	
	7	-	-		v			v					v		v	
	38	-	-		v			v					v		v	
	12				v	-	-	v					v		v	
	13	-	-		v	-	-	v					v		v	
	17	-	-		v	-	-	v					v		v	
	25				v			v					v		v	
	26				v		-	v					v		v	
	41	-	-		v			v					v		v	
	66				v			v					v		v	



Test Items	Band	Bandwidth (MHz)						Modulation			RB #			Test Channel		
		1.4	3	5	10	15	20	QPSK	16QAM	64QAM	1	Half	Full	L	M	H
E.R.P./ E.I.R.P.	2	v	v	v	v	v	v	v	v	v	v			v	v	v
	4	v	v	v	v	v	v	v	v	v	v			v	v	v
	5	v	v	v	v	-	-	v	v	v	v			v	v	v
	7	-	-	v	v	v	v	v	v	v	v			v	v	v
	38	-	-	v	v	v	v	v	v	v	v			v	v	v
	12	v	v	v	v	-	-	v	v	v	v			v	v	v
	13	-	-	v		-	-	v	v	v	v			v	v	v
	13	-	-		v	-	-	v	v	v	v				v	
	17	-	-	v	v	-	-	v	v	v	v			v	v	v
	25	v	v	v	v	v	v	v	v	v	v			v	v	v
	26	v	v	v	v	v	-	v	v	v	v			v	v	v
	41	-	-	v	v	v	v	v	v	v	v			v	v	v
	66	v	v	v	v	v	v	v	v	v	v			v	v	v
Radiated Spurious Emission	2	v	v	v	v	v	v				v			v	v	v
	4	v	v	v	v	v	v				v			v	v	v
	5	v	v	v	v	-	-	v			v			v	v	v
	7	-	-	v	v	v	v				v			v	v	v
	38	-	-	v	v	v	v				v			v	v	v
	12	v	v	v	v	-	-	v			v			v	v	v
	13	-	-	v		-	-	v			v			v	v	v
	13				v			v			v				v	
	17	-	-	v	v	-	-	v			v			v	v	v
	25	v	v	v	v	v	v				v			v	v	v
	26	v	v	v	v	v	-	v			v			v	v	v
	41	-	-	v	v	v	v				v			v	v	v
	66	v	v	v	v	v	v				v			v	v	v
Note	<p>1. The mark "v" means that this configuration is chosen for testing</p> <p>2. The mark "-" means that this bandwidth is not supported.</p> <p>3. The device is investigated from 30MHz to 10 times of fundamental signal for radiated spurious emission test under different RB size/offset and modulations in exploratory test. Subsequently, only the worst case emissions are reported.</p>															

2.2 Connection Diagram of Test System



2.3 Support Unit used in test configuration and system

Item	Equipment	Trade Name	Model No.	FCC ID	Data Cable	Power Cord
1.	Power Supply	GW	GPS-3030D	N/A	N/A	Unshielded, 1.8 m
2.	LTE Base Station	Anritsu	MT8820C	N/A	N/A	Unshielded, 1.8 m
3.	Earphone	Ashley ROW	N/A	N/A	Unshielded, 1.2m	N/A

2.4 Measurement Results Explanation Example

For all conducted test items:

The offset level is set in the spectrum analyzer to compensate the RF cable loss and attenuator factor between EUT conducted output port and spectrum analyzer. With the offset compensation, the spectrum analyzer reading level is exactly the EUT RF output level.

Example:

The spectrum analyzer offset is derived from RF cable loss and attenuator factor.

Offset = RF cable loss + attenuator factor.

Following shows an offset computation example with cable loss 5.0 dB and 10dB attenuator.

Offset (dB) = RF cable loss (dB) + attenuator factor (dB).

$$= 5.0 + 10 = 15.0 \text{ (dB)}$$



2.5 Frequency List of Low/Middle/High Channels

LTE Band 2 Channel and Frequency List				
BW [MHz]	Channel/Frequency(MHz)	Lowest	Middle	Highest
20	Channel	18700	18900	19100
	Frequency	1860	1880	1900
15	Channel	18675	18900	19125
	Frequency	1857.5	1880	1902.5
10	Channel	18650	18900	19150
	Frequency	1855	1880	1905
5	Channel	18625	18900	19175
	Frequency	1852.5	1880	1907.5
3	Channel	18615	18900	19185
	Frequency	1851.5	1880	1908.5
1.4	Channel	18607	18900	19193
	Frequency	1850.7	1880	1909.3

LTE Band 4 Channel and Frequency List				
BW [MHz]	Channel/Frequency(MHz)	Lowest	Middle	Highest
20	Channel	20050	20175	20300
	Frequency	1720	1732.5	1745
15	Channel	20025	20175	20325
	Frequency	1717.5	1732.5	1747.5
10	Channel	20000	20175	20350
	Frequency	1715	1732.5	1750
5	Channel	19975	20175	20375
	Frequency	1712.5	1732.5	1752.5
3	Channel	19965	20175	20385
	Frequency	1711.5	1732.5	1753.5
1.4	Channel	19957	20175	20393
	Frequency	1710.7	1732.5	1754.3



LTE Band 5 Channel and Frequency List				
BW [MHz]	Channel/Frequency(MHz)	Lowest	Middle	Highest
10	Channel	20450	20525	20600
	Frequency	829	836.5	844
5	Channel	20425	20525	20625
	Frequency	826.5	836.5	846.5
3	Channel	20415	20525	20635
	Frequency	825.5	836.5	847.5
1.4	Channel	20407	20525	20643
	Frequency	824.7	836.5	848.3

LTE Band 7 Channel and Frequency List				
BW [MHz]	Channel/Frequency(MHz)	Lowest	Middle	Highest
20	Channel	20850	21100	21350
	Frequency	2510	2535	2560
15	Channel	20825	21100	21375
	Frequency	2507.5	2535	2562.5
10	Channel	20800	21100	21400
	Frequency	2505	2535	2565
5	Channel	20775	21100	21425
	Frequency	2502.5	2535	2567.5

LTE Band 12 Channel and Frequency List				
BW [MHz]	Channel/Frequency(MHz)	Lowest	Middle	Highest
10	Channel	23060	23095	23130
	Frequency	704	707.5	711
5	Channel	23035	23095	23155
	Frequency	701.5	707.5	713.5
3	Channel	23025	23095	23165
	Frequency	700.5	707.5	714.5
1.4	Channel	23017	23095	23173
	Frequency	699.7	707.5	715.3



LTE Band 13 Channel and Frequency List				
BW [MHz]	Channel/Frequency(MHz)	Lowest	Middle	Highest
10	Channel	-	23230	-
	Frequency	-	782	-
5	Channel	23205	23230	23255
	Frequency	779.5	782	784.5

LTE Band 17 Channel and Frequency List				
BW [MHz]	Channel/Frequency(MHz)	Lowest	Middle	Highest
10	Channel	23780	23790	23800
	Frequency	709	710	711
5	Channel	23755	23790	23825
	Frequency	706.5	710	713.5

LTE Band 25 Channel and Frequency List				
BW [MHz]	Channel/Frequency(MHz)	Lowest	Middle	Highest
20	Channel	26140	26340	26590
	Frequency	1860	1880	1905
15	Channel	26115	26340	26615
	Frequency	1857.5	1880	1907.5
10	Channel	26090	26340	26640
	Frequency	1855	1880	1910
5	Channel	26065	26340	26665
	Frequency	1852.5	1880	1912.5
3	Channel	26055	26340	26675
	Frequency	1851.5	1880	1913.5
1.4	Channel	26047	26340	26683
	Frequency	1850.7	1880	1914.3



LTE Band 26 Channel and Frequency List				
BW [MHz]	Channel/Frequency(MHz)	Lowest	Middle	Highest
15	Channel	26865	26915	26965
	Frequency	831.5	836.5	841.5
10	Channel	26840	26915	26990
	Frequency	829	836.5	844
5	Channel	26815	26915	27015
	Frequency	826.5	836.5	846.5
3	Channel	26805	26915	27025
	Frequency	825.5	836.5	847.5
1.4	Channel	26797	26915	27033
	Frequency	824.7	836.5	848.3

LTE Band 38 Channel and Frequency List				
BW [MHz]	Channel/Frequency(MHz)	Lowest	Middle	Highest
20	Channel	37850	38000	38150
	Frequency	2580	2595	2610
15	Channel	37825	38000	38175
	Frequency	2577.5	2595	2612.5
10	Channel	37800	38000	38200
	Frequency	2575	2595	2615
5	Channel	37775	38000	38225
	Frequency	2572.5	2595	2617.5

LTE Band 41 Channel and Frequency List				
BW [MHz]	Channel/Frequency(MHz)	Lowest	Middle	Highest
20	Channel	39750	40620	41490
	Frequency	2506	2593	2680
15	Channel	39725	40620	41515
	Frequency	2503.5	2593	2682.5
10	Channel	39700	40620	41540
	Frequency	2501	2593	2685
5	Channel	39675	40620	41565
	Frequency	2498.5	2593	2687.5



LTE Band 66 Channel and Frequency List				
BW [MHz]	Channel/Frequency(MHz)	Lowest	Middle	Highest
20	Channel	132072	132322	132572
	Frequency	1720	1745	1770
15	Channel	132047	132322	132597
	Frequency	1717.5	1745	1772.5
10	Channel	132022	132322	132622
	Frequency	1715	1745	1775
5	Channel	131997	132322	132647
	Frequency	1712.5	1745	1777.5
3	Channel	131987	132322	132657
	Frequency	1711.5	1745	1778.5
1.4	Channel	131979	132322	132665
	Frequency	1710.7	1745	1779.3

3 Conducted Test Items

3.1 Measuring Instruments

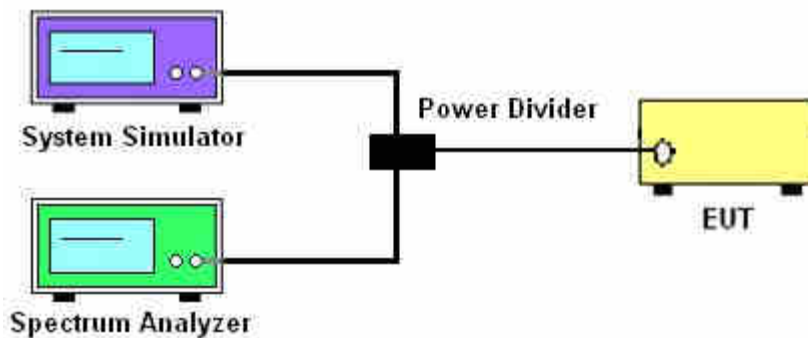
See list of measuring instruments of this test report.

3.2 Test Setup

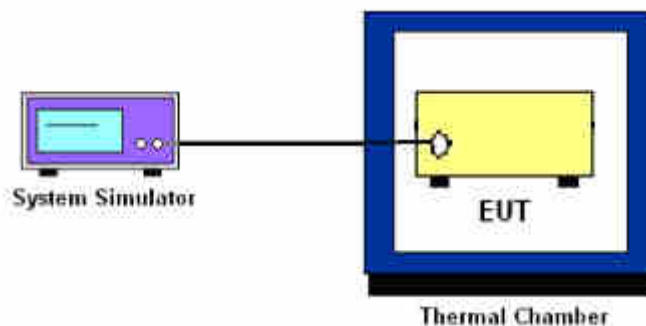
3.2.1 Conducted Output Power



3.2.2 Peak-to-Average Ratio, Occupied Bandwidth ,Conducted Band-Edge and Conducted Spurious Emission



3.2.3 Frequency Stability



3.3 Test Result of Conducted Test

Please refer to Appendix A.



3.4 Conducted Output Power and ERP/EIRP

3.4.1 Description of the Conducted Output Power Measurement and ERP/EIRP Measurement

A system simulator was used to establish communication with the EUT. Its parameters were set to force the EUT transmitting at maximum output power. The measured power in the radio frequency on the transmitter output terminals shall be reported.

The ERP of mobile transmitters must not exceed 7 Watts for LTE Band 5, and Band 26.

The ERP of mobile transmitters must not exceed 3 Watts for LTE Band 12, Band 13 and Band 17..

The EIRP of mobile transmitters must not exceed 2 Watts for LTE Band 2 and Band 25 and Band 7 and Band 38 and Band 41.

The EIRP of mobile transmitters must not exceed 1 Watts for LTE Band 4 and Band 66.

According to KDB 412172 D01 Power Approach,

$EIRP = P_T + G_T - L_C$, $ERP = EIRP - 2.15$, where

P_T = transmitter output power in dBm

G_T = gain of the transmitting antenna in dBi

L_C = signal attenuation in the connecting cable between the transmitter and antenna in dB

3.4.2 Test Procedures

1. The transmitter output port was connected to the system simulator.
2. Set EUT at maximum power through the system simulator.
3. Select lowest, middle, and highest channels for each band and different modulation.
4. Measure and record the power level from the system simulator.



3.5 Peak-to-Average Ratio

3.5.1 Description of the PAR Measurement

Power Complementary Cumulative Distribution Function (CCDF) curves provide a means for characterizing the power peaks of a digitally modulated signal on a statistical basis. A CCDF curve depicts the probability of the peak signal amplitude exceeding the average power level. Most contemporary measurement instrumentation include the capability to produce CCDF curves for an input signal provided that the instrument's resolution bandwidth can be set wide enough to accommodate the entire input signal bandwidth. In measuring transmissions in this band using an average power technique, the peak-to-average ratio (PAR) of the transmission may not exceed 13 dB.

3.5.2 Test Procedures

1. The testing follows FCC KDB 971168 v03 Section 5.7.1.
2. The EUT was connected to spectrum and system simulator via a power divider.
3. Set the CCDF (Complementary Cumulative Distribution Function) option in spectrum analyzer.
4. The highest RF powers were measured and recorded the maximum PAPR level associated with a probability of 0.1 %.
5. Record the deviation as Peak to Average Ratio.



3.6 Occupied Bandwidth

3.6.1 Description of Occupied Bandwidth Measurement

The occupied bandwidth is the width of a frequency band such that, below the lower and above the upper frequency limits, the mean powers emitted are each equal to a specified percentage 0.5% of the total mean transmitted power.

The 26 dB emission bandwidth is defined as the frequency range between two points, one above and one below the carrier frequency, at which the spectral density of the emission is attenuated 26 dB below the maximum in-band spectral density of the modulated signal. Spectral density (power per unit bandwidth) is to be measured with a detector of resolution bandwidth equal to approximately 1.0% of the emission bandwidth.

3.6.2 Test Procedures

1. The testing follows FCC KDB 971168 v03 Section 4.1 and 4.2.
2. The EUT was connected to spectrum analyzer and system simulator via a power divider.
3. The spectrum analyzer center frequency is set to the nominal EUT channel center frequency. The span range for the spectrum analyzer shall be between two and five times the anticipated OBW.
4. The nominal resolution bandwidth (RBW) shall be in the range of 1 to 5 % of the anticipated OBW, and the VBW shall be at least 3 times the RBW.
5. Set the detection mode to peak, and the trace mode to max hold.
6. Determine the reference value: Set the EUT to transmit a modulated signal. Allow the trace to stabilize. Set the spectrum analyzer marker to the highest level of the displayed trace.
(this is the reference value)
7. Determine the “-26 dB down amplitude” as equal to (Reference Value – X).
8. Place two markers, one at the lowest and the other at the highest frequency of the envelope of the spectral display such that each marker is at or slightly below the “-X dB down amplitude” determined in step 6. If a marker is below this “-X dB down amplitude” value it shall be placed as close as possible to this value. The OBW is the positive frequency difference between the two markers.
9. Use the 99 % power bandwidth function of the spectrum analyzer and report the measured bandwidth.



3.7 Conducted Band Edge

3.7.1 Description of Conducted Band Edge Measurement

22.917(a)

For operations in the 824 – 849 MHz band, the FCC limit is $43 + 10\log_{10}(P[\text{Watts}])$ dB below the transmitter power P(Watts) in a 100kHz bandwidth. However, in the 1MHz bands immediately outside and adjacent to the licensee's frequency block, a resolution bandwidth of at least one percent of the emission bandwidth of the fundamental emission of the transmitter may be employed.

24.238 (a)

For operations in the 1850-1910 and 1930-1990 MHz band, the FCC limit is $43 + 10\log_{10}(P[\text{Watts}])$ dB below the transmitter power P(Watts) in a 1MHz bandwidth. However, in the 1 MHz bands immediately outside and adjacent to the frequency block a resolution bandwidth of at least one percent of the emission bandwidth of the fundamental emission of the transmitter may be employed.

27.53 (c)

For operations in the 776-788 MHz band, the FCC limit is $43 + 10\log_{10}(P[\text{Watts}])$ dB below the transmitter power P(Watts) in a 100 kHz bandwidth. However, in the 100 kHz bands immediately outside and adjacent to the frequency block, a resolution bandwidth of at least 30 kHz may be employed. In addition, the power of any unwanted emissions in any 6.25 kHz bandwidth for all frequencies between 763-775 MHz and 793-806 MHz shall be attenuated below the transmitter power, P (dBW), by at least $65 + 10 \log_{10} p(\text{watts})$, dB, for mobile and portable equipment.

27.53 (g)

For operations in the 698 -746 MHz band, the FCC limit is $43 + 10\log_{10}(P[\text{Watts}])$ dB below the transmitter power P(Watts) in a 100 kHz bandwidth. However, in the 100 kilohertz bands immediately outside and adjacent to a licensee's frequency block, a resolution bandwidth of at least 30 kHz may be employed.

27.53 (h)

For operations in the 1710 – 1755 MHz and 1710 – 1780 MHz band, the FCC limit is $43 + 10\log_{10}(P[\text{Watts}])$ dB below the transmitter power P(Watts) in a 1 MHz bandwidth. However, in the 1MHz bands immediately outside and adjacent to the licensee's frequency block, a resolution bandwidth of at least one percent of the emission bandwidth of the fundamental emission of the transmitter may be employed.



27.53(m)(4)

For mobile digital stations, the attenuation factor shall be not less than $40 + 10 \log (P)$ dB on all frequencies between the channel edge and 5 megahertz from the channel edge, $43 + 10 \log (P)$ dB on all frequencies between 5 megahertz and X megahertz from the channel edge, and $55 + 10 \log (P)$ dB on all frequencies more than X megahertz from the channel edge, where X is the greater of 6 megahertz or the actual emission bandwidth as defined in paragraph (m)(6) of this section. In addition, the attenuation factor shall not be less that $43 + 10 \log (P)$ dB on all frequencies between 2490.5 MHz and 2496 MHz and $55 + 10 \log (P)$ dB at or below 2490.5 MHz. Mobile Satellite Service licensees operating on frequencies below 2495 MHz may also submit a documented interference complaint against BRS licensees operating on channel BRS Channel 1 on the same terms and conditions as adjacent channel BRS or EBS licensees.

3.7.2 Test Procedures

1. The testing follows FCC KDB 971168 v03 Section 6.0.
2. The EUT was connected to spectrum analyzer and system simulator via a power divider.
3. The band edges of low and high channels for the highest RF powers were measured.
4. Set RBW $\geq 1\%$ EBW in the 1MHz band immediately outside and adjacent to the band edge.
5. Beyond the 1 MHz band from the band edge, RBW=1MHz was used.
6. Set spectrum analyzer with RMS detector.
7. Offset has included the duty factor for LTE Band 38/41. Duty factor = $10 \log (1/x)$, where x is the measured duty cycle.
8. The RF fundamental frequency should be excluded against the limit line in the operating frequency band.
9. Checked that all the results comply with the emission limit line.

Example:

The limit line is derived from $43 + 10\log(P)$ dB below the transmitter power P(Watts)
= $P(W) - [43 + 10\log(P)]$ (dB)
= $[30 + 10\log(P)]$ (dBm) - $[43 + 10\log(P)]$ (dB) = -13dBm.

10. For LTE Band 7, 38, 41, the other 40 dB, and 55 dB have additionally applied same calculation above.



3.8 Conducted Spurious Emission

3.8.1 Description of Conducted Spurious Emission Measurement

The power of any emission outside of the authorized operating frequency ranges must be lower than the transmitter power (P) by a factor of at least $43 + 10 \log (P)$ dB.

For Band 7,38,41:

The power of any emission outside of the authorized operating frequency ranges must be lower than the transmitter power (P) by a factor of at least $55 + 10 \log (P)$ dB.

It is measured by means of a calibrated spectrum analyzer and scanned from 30 MHz up to a frequency including its 10th harmonic.

3.8.2 Test Procedures

1. The testing follows FCC KDB 971168 v03 Section 6.0.
2. The EUT was connected to spectrum analyzer and system simulator via a power divider.
3. The RF output of EUT was connected to the spectrum analyzer by RF cable and attenuator. The path loss was compensated to the results for each measurement.
4. The middle channel for the highest RF power within the transmitting frequency was measured.
5. The conducted spurious emission for the whole frequency range was taken.
6. Make the measurement with the spectrum analyzer's RBW = 1MHz, VBW = 3MHz.
7. Offset has included the duty factor for LTE Band 38/41. Duty factor = $10 \log (1/x)$, where x is the measured duty cycle.
8. Set spectrum analyzer with RMS detector.
9. Taking the record of maximum spurious emission.
10. The RF fundamental frequency should be excluded against the limit line in the operating frequency band.
11. The limit line is derived from $43 + 10\log(P)$ dB below the transmitter power P(Watts)
= $P(W) - [43 + 10\log(P)]$ (dB)
= $[30 + 10\log(P)]$ (dBm) - $[43 + 10\log(P)]$ (dB)
= -13dBm.
12. For Band 7, 38, 41
The limit line is derived from $55 + 10\log(P)$ dB below the transmitter power P(Watts)
= $P(W) - [55 + 10\log(P)]$ (dB)
= $[30 + 10\log(P)]$ (dBm) - $[55 + 10\log(P)]$ (dB)
= -25dBm.



3.9 Frequency Stability

3.9.1 Description of Frequency Stability Measurement

The frequency stability shall be measured by variation of ambient temperature and variation of primary supply voltage to ensure that the fundamental emission stays within the authorized frequency block. The frequency stability of the transmitter shall be maintained within $\pm 0.00025\%$ ($\pm 2.5\text{ppm}$) of the center frequency.

3.9.2 Test Procedures for Temperature Variation

1. The testing follows FCC KDB 971168 v03 Section 9.0.
2. The EUT was set up in the thermal chamber and connected with the system simulator.
3. With power OFF, the temperature was decreased to -30°C and the EUT was stabilized before testing. Power was applied and the maximum change in frequency was recorded within one minute.
4. With power OFF, the temperature was raised in 10°C step up to 50°C . The EUT was stabilized at each step for at least half an hour. Power was applied and the maximum frequency change was recorded within one minute.

3.9.3 Test Procedures for Voltage Variation

1. The testing follows FCC KDB 971168 v03 Section 9.0.
2. The EUT was placed in a temperature chamber at $20\pm 5^{\circ}\text{C}$ and connected with the system simulator.
3. The power supply voltage to the EUT was varied from 85% to 115% of the nominal value measured at the input to the EUT.
4. The variation in frequency was measured for the worst case.

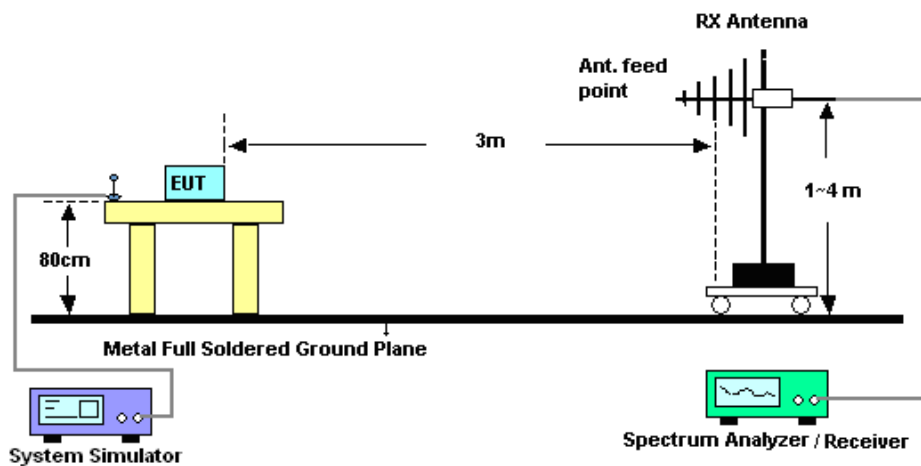
4 Radiated Test Items

4.1 Measuring Instruments

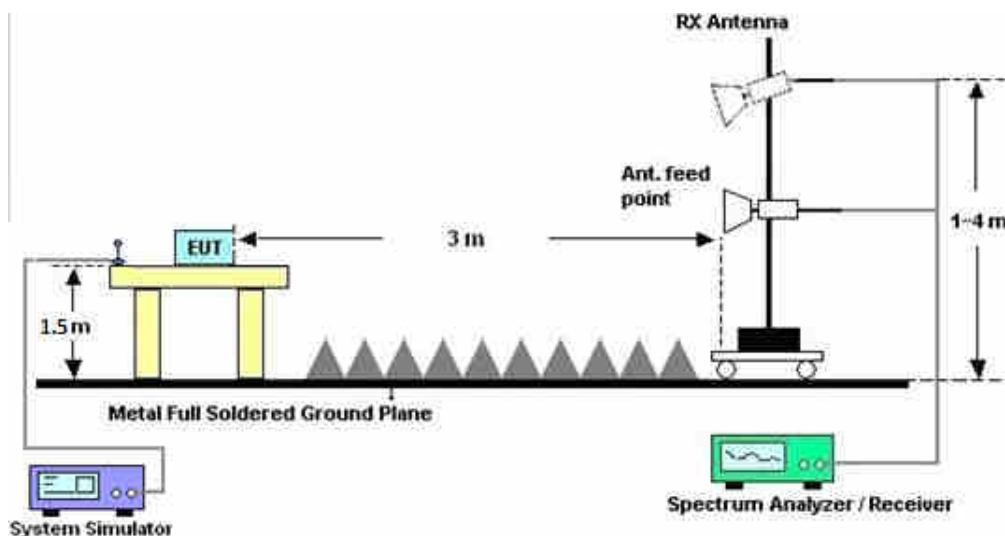
See list of measuring instruments of this test report.

4.2 Test Setup

4.2.1 For radiated test from 30MHz to 1GHz



4.2.2 For radiated test above 1GHz



4.3 Test Result of Radiated Test

Please refer to Appendix B.



4.4 Radiated Spurious Emission

4.4.1 Description of Radiated Spurious Emission

The radiated spurious emission was measured by substitution method according to ANSI/TIA-603-E. The power of any emission outside of the authorized operating frequency ranges must be attenuated below the transmitter power (P) by a factor of at least $43 + 10 \log (P)$ dB.

For Band 7, 38, 41

The power of any emission outside of the authorized operating frequency ranges must be attenuated below the transmitter power (P) by a factor of at least $55 + 10 \log (P)$ dB.

For LTE Band 13

For operations in the 746-758 MHz, 775-788 MHz, and 805-806 MHz bands, emissions in the band 1559-1610 MHz shall be limited to -70 dBW/MHz equivalent isotropically radiated power (EIRP) for wideband signals, and -80 dBW EIRP for discrete emissions of less than 700 Hz bandwidth.

The spectrum is scanned from 30 MHz up to a frequency including its 10th harmonic.



4.4.2 Test Procedures

1. The testing follows FCC KDB 971168 v03 Section 5.8 and ANSI/TIA-603-E Section 2.2.12.
2. The EUT was placed on a turntable with 0.8 meter height for frequency below 1GHz and 1.5 meter height for frequency above 1GHz respectively above ground.
3. The EUT was set 3 meters from the receiving antenna mounted on the antenna tower.
4. The table was rotated 360 degrees to determine the position of the highest spurious emission.
5. The height of the receiving antenna is varied between 1m to 4m to search the maximum spurious emission for both horizontal and vertical polarizations.
6. During the measurement, the system simulator parameters were set to force the EUT transmitting at maximum output power.
7. Make the measurement with the spectrum analyzer's RBW = 1MHz, VBW = 3MHz, taking the record of maximum spurious emission.
8. A horn antenna was substituted in place of the EUT and was driven by a signal generator.
9. Tune the output power of signal generator to the same emission level with EUT maximum spurious emission.
10. $EIRP \text{ (dBm)} = S.G. \text{ Power} - Tx \text{ Cable Loss} + Tx \text{ Antenna Gain}$
11. $ERP \text{ (dBm)} = EIRP - 2.15$
12. The RF fundamental frequency should be excluded against the limit line in the operating frequency band.
The limit line is derived from $43 + 10\log(P)\text{dB}$ below the transmitter power $P(\text{Watts})$
 $= P(\text{W}) - [43 + 10\log(P)] \text{ (dB)}$
 $= [30 + 10\log(P)] \text{ (dBm)} - [43 + 10\log(P)] \text{ (dB)}$
 $= -13\text{dBm}.$
13. For Band 7, 38, 41:
The limit line is derived from $55 + 10\log(P)\text{dB}$ below the transmitter power $P(\text{Watts})$
 $EIRP \text{ (dBm)} = S.G. \text{ Power} - Tx \text{ Cable Loss} + Tx \text{ Antenna Gain}$
 $ERP \text{ (dBm)} = EIRP - 2.15$



5 List of Measuring Equipment

Instrument	Manufacturer	Model No.	Serial No.	Characteristics	Calibration Date	Test Date	Due Date	Remark
Spectrum Analyzer	R&S	FSV40	101078	9kHz~40GHz	Apr. 20, 2017	Dec. 22, 2017~ Jan. 04, 2018	Apr. 19, 2018	Conducted (TH01-SZ)
Thermal Chamber	Ten Billion Hongzhangroup	LP-150U	H2014081803	-40~+150°C	Jul. 20, 2017	Dec. 22, 2017~ Jan. 04, 2018	Jul. 19, 2018	Conducted (TH01-SZ)
EXA Spectrum Analyzer	KEYSIGHT	N9010A	MY55150246	10Hz~44GHz;	Apr. 20, 2017	Dec. 24, 2017~ Jan. 31, 2018	Apr. 19, 2018	Radiation (03CH03-SZ)
Bilog Antenna	TeseQ	CBL6112D	35408	30MHz-2GHz	May 14, 2017	Dec. 24, 2017~ Jan. 31, 2018	May 13, 2018	Radiation (03CH03-SZ)
Double Ridge Horn Antenna	SCHWARZBECK	BBHA9120 D	9120D-1355	1GHz~18GHz	Jul. 09, 2017	Dec. 24, 2017~ Jan. 31, 2018	Jul. 08, 2018	Radiation (03CH03-SZ)
SHF-EHF Horn	com-power	AH-840	101071	18Ghz-40GHz	Jun. 16, 2017	Dec. 24, 2017~ Jan. 31, 2018	Jun. 15, 2018	Radiation (03CH03-SZ)
Amplifier	Burgeon	BPA-530	102210	0.01Hz ~3000MHz	Oct. 19, 2017	Dec. 24, 2017~ Jan. 31, 2018	Oct. 18, 2018	Radiation (03CH03-SZ)
HF Amplifier	KEYSIGHT	83017A	MY53270156	0.5GHz~26.5Ghz	Apr. 20, 2017	Dec. 24, 2017~ Jan. 31, 2018	Apr. 19, 2018	Radiation (03CH03-SZ)
HF Amplifier	MITEQ	TTA1840-35 -HG	1871923	18GHz~40GHz	Jul. 18, 2017	Dec. 24, 2017~ Jan. 31, 2018	Jul. 17, .2018	Radiation (03CH03-SZ)
AC Power Source	Chroma	61601	61601000198 5	N/A	NCR	Dec. 24, 2017~ Jan. 31, 2018	NCR	Radiation (03CH03-SZ)
Turn Table	EM	EM1000	N/A	0~360 degree	NCR	Dec. 24, 2017~ Jan. 31, 2018	NCR	Radiation (03CH03-SZ)
Antenna Mast	EM	EM1000	N/A	1 m~4 m	NCR	Dec. 24, 2017~ Jan. 31, 2018	NCR	Radiation (03CH03-SZ)

NCR: No Calibration Required



6 Uncertainty of Evaluation

Uncertainty of Radiated Emission Measurement (30 MHz ~ 1000 MHz)

Measuring Uncertainty for a Level of Confidence of 95% ($U = 2Uc(y)$)	3.0dB
---	-------

Uncertainty of Radiated Emission Measurement (1 GHz ~ 18 GHz)

Measuring Uncertainty for a Level of Confidence of 95% ($U = 2Uc(y)$)	3.6dB
---	-------

Uncertainty of Radiated Emission Measurement (18 GHz ~ 40 GHz)

Measuring Uncertainty for a Level of Confidence of 95% ($U = 2Uc(y)$)	3.8dB
---	-------



Appendix A. Test Results of Conducted Test

Conducted Output Power(Average power)

LTE Band 2 Maximum Average Power [dBm]						
BW [MHz]	RB Size	RB Offset	Mod	Lowest	Middle	Highest
20	1	0	QPSK	23.61	23.66	23.64
20	1	49		23.52	23.31	23.40
20	1	99		23.49	23.48	23.59
20	50	0		22.46	22.60	22.53
20	50	24		22.41	22.31	22.37
20	50	50		22.35	22.43	22.46
20	100	0		22.40	22.48	22.39
20	1	0	16-QAM	22.80	22.66	22.86
20	1	49		22.61	22.50	22.75
20	1	99		22.75	22.88	22.74
20	50	0		21.45	21.46	21.47
20	50	24		21.41	21.41	21.50
20	50	50		21.40	21.46	21.59
20	100	0		21.41	21.49	21.57
20	1	0	64-QAM	23.60	23.64	23.52
20	1	49		23.52	23.59	23.48
20	1	99		23.49	23.60	23.56
20	50	0		23.57	23.62	23.60
20	50	24		23.60	23.58	23.57
20	50	50		23.55	23.57	23.53
20	100	0		23.52	23.63	23.60



15	1	0	QPSK	23.54	23.52	23.56
15	1	37		23.12	23.33	23.36
15	1	74		23.56	23.57	23.58
15	36	0		22.37	22.42	22.48
15	36	20		22.39	22.37	22.50
15	36	39		22.44	22.48	22.64
15	75	0		22.44	22.36	22.50
15	1	0	16-QAM	22.89	22.72	22.95
15	1	37		22.61	22.65	22.61
15	1	74		22.86	22.91	22.95
15	36	0		21.41	21.46	21.46
15	36	20		21.44	21.42	21.56
15	36	39		21.43	21.43	21.60
15	75	0		21.44	21.33	21.47
15	1	0	64-QAM	23.60	23.62	23.55
15	1	37		23.51	23.45	23.53
15	1	74		23.54	23.55	23.57
15	36	0		23.49	23.50	23.44
15	36	20		23.45	23.41	23.45
15	36	39		23.56	23.52	23.48
15	75	0		23.58	23.51	23.52



LTE Band 2 Maximum Average Power [dBm]						
BW [MHz]	RB Size	RB Offset	Mod	Lowest	Middle	Highest
10	1	0	QPSK	23.56	23.64	23.58
10	1	25		23.35	23.39	23.59
10	1	49		23.57	23.60	23.58
10	25	0		22.47	22.51	22.55
10	25	12		22.46	22.41	22.61
10	25	25		22.63	22.67	22.65
10	50	0		22.50	22.46	22.56
10	1	0	16-QAM	22.87	22.85	22.93
10	1	25		22.71	22.48	22.70
10	1	49		22.81	22.85	22.94
10	25	0		21.41	21.53	21.54
10	25	12		21.46	21.43	21.51
10	25	25		21.54	21.55	21.62
10	50	0		21.51	21.45	21.57
10	1	0	64-QAM	23.61	23.63	23.54
10	1	25		23.56	23.57	23.51
10	1	49		23.47	23.49	23.58
10	25	0		23.50	23.56	23.47
10	25	12		23.54	23.55	23.48
10	25	25		23.57	23.54	23.60
10	50	0		23.49	23.61	23.59



5	1	0	QPSK	23.24	23.25	23.41
5	1	12		23.16	23.29	23.52
5	1	24		23.33	23.39	23.41
5	12	0		22.43	22.40	22.56
5	12	7		22.40	22.39	22.50
5	12	13		22.35	22.32	22.50
5	25	0		22.42	22.43	22.55
5	1	0	16-QAM	22.68	22.70	22.74
5	1	12		22.48	22.60	22.69
5	1	24		22.54	22.77	22.70
5	12	0		21.46	21.48	21.64
5	12	7		21.41	21.41	21.52
5	12	13		21.43	21.38	21.47
5	25	0		21.42	21.46	21.63
5	1	0	64-QAM	23.59	23.65	23.57
5	1	12		23.57	23.62	23.60
5	1	24		23.50	23.52	23.57
5	12	0		23.54	23.59	23.54
5	12	7		23.50	23.47	23.50
5	12	13		23.62	23.61	23.64
5	25	0		23.51	23.46	23.52



LTE Band 2 Maximum Average Power [dBm]						
BW [MHz]	RB Size	RB Offset	Mod	Lowest	Middle	Highest
3	1	0	QPSK	23.19	23.12	23.42
3	1	8		23.31	23.33	23.49
3	1	14		23.23	23.30	23.40
3	8	0		22.37	22.39	22.52
3	8	4		22.33	22.33	22.53
3	8	7		22.31	22.33	22.52
3	15	0		22.36	22.38	22.50
3	1	0	16-QAM	22.58	22.71	22.85
3	1	8		22.58	22.53	22.78
3	1	14		22.55	22.86	22.73
3	8	0		21.43	21.46	21.61
3	8	4		21.45	21.47	21.59
3	8	7		21.41	21.40	21.54
3	15	0		21.37	21.41	21.54
3	1	0	64-QAM	23.54	23.60	23.58
3	1	8		23.47	23.52	23.50
3	1	14		23.55	23.59	23.57
3	8	0		23.40	23.45	23.42
3	8	4		23.55	23.44	23.46
3	8	7		23.50	23.53	23.43
3	15	0		23.57	23.61	23.55



1.4	1	0	QPSK	23.31	23.10	23.29
1.4	1	3		23.32	23.32	23.41
1.4	1	5		23.21	23.27	23.38
1.4	3	0		23.23	23.26	23.39
1.4	3	1		23.30	23.28	23.47
1.4	3	3		23.28	23.33	23.50
1.4	6	0		22.29	22.33	22.47
1.4	1	0	16-QAM	22.53	22.54	22.75
1.4	1	3		22.70	22.59	22.70
1.4	1	5		22.53	22.56	22.62
1.4	3	0		22.29	22.38	22.53
1.4	3	1		22.38	22.34	22.47
1.4	3	3		22.30	22.30	22.46
1.4	6	0		21.39	21.36	21.53
1.4	1	0	64-QAM	23.57	23.59	23.60
1.4	1	3		23.49	23.56	23.51
1.4	1	5		23.52	23.47	23.43
1.4	3	0		23.53	23.57	23.58
1.4	3	1		23.48	23.43	23.49
1.4	3	3		23.52	23.56	23.56
1.4	6	0		23.46	23.55	23.54



LTE Band 4 Maximum Average Power [dBm]						
BW [MHz]	RB Size	RB Offset	Mod	Lowest	Middle	Highest
20	1	0	QPSK	23.10	23.12	23.04
20	1	49		23.17	23.20	23.13
20	1	99		22.92	22.99	22.91
20	50	0		22.06	22.13	22.11
20	50	24		22.10	22.04	22.02
20	50	50		22.07	22.00	21.95
20	100	0		22.10	22.12	21.94
20	1	0	16-QAM	22.38	22.20	22.29
20	1	49		22.21	22.27	22.23
20	1	99		22.17	22.22	22.08
20	50	0		21.09	21.00	21.07
20	50	24		21.10	21.02	21.04
20	50	50		21.03	21.00	21.10
20	100	0		21.06	20.97	20.98
20	1	0	64-QAM	23.17	23.19	23.13
20	1	49		23.10	23.17	23.15
20	1	99		23.05	23.07	23.13
20	50	0		23.06	23.05	23.10
20	50	24		23.10	23.08	23.16
20	50	50		23.15	23.17	23.15
20	100	0		23.11	23.18	23.19



15	1	0	QPSK	23.11	23.12	23.02
15	1	37		22.95	23.02	23.12
15	1	74		22.95	22.96	23.01
15	36	0		22.28	22.08	22.05
15	36	20		22.19	22.10	22.12
15	36	39		22.10	22.03	21.99
15	75	0		22.16	22.04	22.12
15	1	0	16-QAM	22.45	22.42	22.47
15	1	37		22.12	22.35	22.41
15	1	74		22.29	22.29	22.14
15	36	0		21.10	21.03	21.08
15	36	20		21.16	21.07	21.17
15	36	39		21.08	21.01	21.03
15	75	0		21.01	21.05	21.10
15	1	0	64-QAM	23.14	23.11	23.16
15	1	37		23.11	23.14	23.13
15	1	74		23.16	23.17	23.14
15	36	0		23.14	23.09	23.12
15	36	20		23.10	23.13	23.15
15	36	39		23.18	23.18	23.16
15	75	0		23.19	23.15	23.17



LTE Band 4 Maximum Average Power [dBm]						
BW [MHz]	RB Size	RB Offset	Mod	Lowest	Middle	Highest
10	1	0	QPSK	23.19	23.14	23.10
10	1	25		23.11	22.99	23.09
10	1	49		23.12	23.17	23.16
10	25	0		22.28	22.11	22.08
10	25	12		22.16	22.13	22.10
10	25	25		22.31	22.12	22.16
10	50	0		22.28	22.14	22.19
10	1	0	16-QAM	22.47	22.48	22.49
10	1	25		22.40	22.37	22.31
10	1	49		22.45	22.46	22.41
10	25	0		21.18	21.09	21.06
10	25	12		21.18	21.12	21.08
10	25	25		21.25	21.14	21.20
10	50	0		21.30	21.11	21.13
10	1	0	64-QAM	23.15	23.16	23.17
10	1	25		23.09	23.11	23.11
10	1	49		23.13	23.14	23.10
10	25	0		23.18	23.17	23.15
10	25	12		23.13	23.10	23.09
10	25	25		23.14	23.11	23.14
10	50	0		23.18	23.17	23.09



5	1	0	QPSK	23.10	23.04	23.08
5	1	12		23.14	22.97	23.15
5	1	24		23.05	23.06	23.12
5	12	0		22.27	22.15	22.20
5	12	7		22.11	22.05	22.12
5	12	13		22.16	22.03	22.13
5	25	0		22.18	22.07	22.13
5	1	0	16-QAM	22.46	22.48	22.44
5	1	12		22.45	22.24	22.40
5	1	24		22.38	22.39	22.34
5	12	0		21.31	21.14	21.23
5	12	7		21.12	21.05	21.15
5	12	13		21.21	21.03	21.13
5	25	0		21.14	20.93	21.14
5	1	0	64-QAM	23.12	23.14	23.12
5	1	12		23.09	23.12	23.14
5	1	24		23.16	23.09	23.09
5	12	0		23.14	23.13	23.15
5	12	7		23.14	23.15	23.10
5	12	13		23.16	23.08	23.14
5	25	0		23.08	23.14	23.05



LTE Band 4 Maximum Average Power [dBm]						
BW [MHz]	RB Size	RB Offset	Mod	Lowest	Middle	Highest
3	1	0	QPSK	23.13	23.08	23.05
3	1	8		23.07	23.02	23.12
3	1	14		23.03	22.97	23.02
3	8	0		22.19	22.09	22.12
3	8	4		22.11	22.06	22.14
3	8	7		22.09	22.00	22.11
3	15	0		22.09	22.03	22.11
3	1	0	16-QAM	22.42	22.30	22.40
3	1	8		22.38	22.42	22.32
3	1	14		22.45	22.25	22.34
3	8	0		21.25	21.18	21.17
3	8	4		21.23	21.07	21.18
3	8	7		21.17	21.08	21.14
3	15	0		21.13	21.00	21.14
3	1	0	64-QAM	23.10	23.11	23.15
3	1	8		23.14	23.16	23.18
3	1	14		23.17	23.08	23.10
3	8	0		23.15	23.14	23.10
3	8	4		23.13	23.15	23.12
3	8	7		23.15	23.18	23.11
3	15	0		23.12	23.13	23.12



1.4	1	0	QPSK	23.14	23.03	23.02
1.4	1	3		23.15	23.05	23.18
1.4	1	5		23.11	22.96	23.00
1.4	3	0		23.12	23.07	23.05
1.4	3	1		23.17	23.11	23.16
1.4	3	3		23.12	22.97	23.10
1.4	6	0		22.12	21.96	22.07
1.4	1	0	16-QAM	22.50	22.39	22.38
1.4	1	3		22.45	22.30	22.36
1.4	1	5		22.41	22.28	22.42
1.4	3	0		22.11	22.05	22.11
1.4	3	1		22.21	22.17	22.17
1.4	3	3		22.20	21.98	22.10
1.4	6	0		21.11	21.02	21.13
1.4	1	0	64-QAM	23.15	23.18	23.12
1.4	1	3		23.12	23.11	23.13
1.4	1	5		23.11	23.10	23.16
1.4	3	0		23.13	23.14	23.06
1.4	3	1		23.06	23.17	23.11
1.4	3	3		23.10	23.13	23.16
1.4	6	0		23.14	23.17	23.18



LTE Band 5 Maximum Average Power [dBm]						
BW [MHz]	RB Size	RB Offset	Mod	Lowest	Middle	Highest
10	1	0	QPSK	23.35	23.39	23.34
10	1	25		23.28	23.20	23.20
10	1	49		23.57	23.55	23.51
10	25	0		22.49	22.19	22.25
10	25	12		22.43	22.37	22.32
10	25	25		22.45	22.50	22.40
10	50	0		22.42	22.43	22.35
10	1	0	16-QAM	22.81	22.52	22.60
10	1	25		22.65	22.42	22.49
10	1	49		22.83	22.85	22.55
10	25	0		21.42	21.24	21.28
10	25	12		21.42	21.31	21.28
10	25	25		21.44	21.36	21.37
10	50	0		21.42	21.43	21.33
10	1	0	64-QAM	23.49	23.52	23.55
10	1	25		23.48	23.50	23.47
10	1	49		23.54	23.58	23.49
10	25	0		23.47	23.42	23.54
10	25	12		23.54	23.47	23.51
10	25	25		23.53	23.55	23.48
10	50	0		23.50	23.48	23.43



5	1	0	QPSK	23.09	23.13	23.15
5	1	12		23.07	23.13	23.18
5	1	24		23.27	23.17	23.15
5	12	0		22.46	22.22	22.21
5	12	7		22.35	22.27	22.28
5	12	13		22.43	22.25	22.26
5	25	0		22.39	22.34	22.26
5	1	0	16-QAM	22.70	22.39	22.48
5	1	12		22.48	22.43	22.63
5	1	24		22.49	22.44	22.38
5	12	0		21.42	21.23	21.26
5	12	7		21.40	21.28	21.34
5	12	13		21.45	21.25	21.17
5	25	0		21.39	21.29	21.29
5	1	0	64-QAM	23.50	23.51	23.45
5	1	12		23.47	23.48	23.49
5	1	24		23.46	23.52	23.51
5	12	0		23.53	23.57	23.58
5	12	7		23.52	23.51	23.51
5	12	13		23.49	23.51	23.46
5	25	0		23.55	23.49	23.49



LTE Band 5 Maximum Average Power [dBm]						
BW [MHz]	RB Size	RB Offset	Mod	Lowest	Middle	Highest
3	1	0	QPSK	23.11	23.21	23.11
3	1	8		23.34	23.12	23.19
3	1	14		23.22	23.16	23.14
3	8	0		22.36	22.19	22.18
3	8	4		22.42	22.28	22.26
3	8	7		22.32	22.33	22.23
3	15	0		22.42	22.24	22.24
3	1	0	16-QAM	22.48	22.32	22.44
3	1	8		22.75	22.48	22.48
3	1	14		22.41	22.50	22.45
3	8	0		21.43	21.28	21.32
3	8	4		21.53	21.29	21.29
3	8	7		21.38	21.32	21.35
3	15	0		21.41	21.23	21.28
3	1	0	64-QAM	23.51	23.53	23.56
3	1	8		23.47	23.48	23.46
3	1	14		23.53	23.53	23.50
3	8	0		23.44	23.51	23.48
3	8	4		23.48	23.42	23.55
3	8	7		23.51	23.44	23.50
3	15	0		23.50	23.49	23.52



1.4	1	0	QPSK	23.18	23.12	23.14
1.4	1	3		23.20	23.21	23.22
1.4	1	5		23.12	23.07	23.18
1.4	3	0		22.32	22.10	22.13
1.4	3	1		22.38	22.16	22.11
1.4	3	3		22.27	22.08	22.09
1.4	6	0		22.40	22.28	22.13
1.4	1	0	16-QAM	22.55	22.30	22.39
1.4	1	3		22.80	22.43	22.64
1.4	1	5		22.56	22.41	22.40
1.4	3	0		21.38	21.07	21.20
1.4	3	1		21.40	21.23	21.09
1.4	3	3		21.31	21.14	21.18
1.4	6	0		21.37	21.29	21.23
1.4	1	0	64-QAM	23.49	23.54	23.52
1.4	1	3		23.46	23.48	23.52
1.4	1	5		23.53	23.51	23.48
1.4	3	0		23.51	23.56	23.57
1.4	3	1		23.52	23.51	23.50
1.4	3	3		23.52	23.49	23.53
1.4	6	0		23.51	23.53	23.51



LTE Band 7 Maximum Average Power [dBm]						
BW [MHz]	RB Size	RB Offset	Mod	Lowest	Middle	Highest
20	1	0	QPSK	23.25	23.33	23.40
20	1	49		23.01	23.19	23.07
20	1	99		23.21	23.06	22.98
20	50	0		22.04	22.02	22.09
20	50	24		22.13	22.10	22.16
20	50	50		22.05	22.02	22.07
20	100	0		22.08	21.98	22.12
20	1	0	16-QAM	22.10	22.07	22.24
20	1	49		22.25	22.08	22.20
20	1	99		22.16	22.24	22.28
20	50	0		21.05	21.04	21.12
20	50	24		21.12	21.04	21.15
20	50	50		21.09	21.05	21.11
20	100	0		21.11	20.96	21.14
20	1	0	64-QAM	23.28	23.31	23.35
20	1	49		23.29	23.34	23.30
20	1	99		23.34	23.36	23.11
20	50	0		23.32	23.37	23.39
20	50	24		23.37	23.27	23.37
20	50	50		23.39	23.34	23.23
20	100	0		23.33	23.37	23.32



15	1	0	QPSK	23.10	23.12	23.17
15	1	37		23.03	23.06	23.11
15	1	74		22.96	22.98	22.93
15	36	0		22.08	22.02	22.09
15	36	20		22.06	22.05	22.23
15	36	39		22.15	21.99	22.19
15	75	0		22.07	22.04	22.18
15	1	0	16-QAM	22.10	22.16	22.29
15	1	37		21.96	22.09	22.25
15	1	74		22.22	22.12	22.26
15	36	0		21.04	21.03	21.10
15	36	20		21.09	21.08	21.20
15	36	39		21.09	20.99	21.18
15	75	0		21.01	21.01	21.21
15	1	0	64-QAM	23.23	23.37	23.35
15	1	37		23.15	23.18	23.08
15	1	74		23.11	23.33	23.33
15	36	0		23.24	23.09	23.09
15	36	20		23.27	23.39	23.39
15	36	39		23.39	23.37	23.37
15	75	0		23.24	23.30	23.30



LTE Band 7 Maximum Average Power [dBm]						
BW [MHz]	RB Size	RB Offset	Mod	Lowest	Middle	Highest
10	1	0	QPSK	23.06	23.11	23.22
10	1	25		23.09	23.11	23.18
10	1	49		23.12	23.13	23.18
10	25	0		22.07	22.16	22.30
10	25	12		21.97	22.04	22.21
10	25	25		22.08	22.16	22.23
10	50	0		22.02	22.13	22.18
10	1	0	16-QAM	22.32	22.44	22.46
10	1	25		22.12	22.20	22.36
10	1	49		22.36	22.31	22.45
10	25	0		21.08	21.16	21.30
10	25	12		20.98	21.11	21.16
10	25	25		21.10	21.14	21.20
10	50	0		21.07	21.10	21.27
10	1	0	64-QAM	23.37	23.36	23.33
10	1	25		23.23	23.34	23.30
10	1	49		23.38	23.36	23.28
10	25	0		23.26	23.31	23.31
10	25	12		23.18	23.32	23.34
10	25	25		23.35	23.16	23.25
10	50	0		23.23	23.29	23.30



5	1	0	QPSK	23.03	23.05	23.10
5	1	12		22.92	22.93	23.15
5	1	24		22.91	23.14	23.11
5	12	0		22.07	22.09	22.23
5	12	7		22.05	22.06	22.19
5	12	13		22.00	22.05	22.20
5	25	0		22.08	22.07	22.22
5	1	0	16-QAM	22.46	22.28	22.44
5	1	12		22.20	22.25	22.45
5	1	24		22.09	22.25	22.44
5	12	0		21.04	21.14	21.28
5	12	7		21.09	21.10	21.22
5	12	13		21.03	21.12	21.23
5	25	0		21.03	21.14	21.18
5	1	0	64-QAM	23.33	23.38	23.35
5	1	12		23.31	23.24	23.20
5	1	24		23.36	23.23	23.25
5	12	0		23.23	23.26	23.28
5	12	7		23.35	23.33	23.35
5	12	13		23.20	23.37	23.36
5	25	0		23.34	23.38	23.28



LTE Band 12 Maximum Average Power [dBm]						
BW [MHz]	RB Size	RB Offset	Mod	Lowest	Middle	Highest
10	1	0	QPSK	23.65	23.85	23.83
10	1	25		23.42	23.60	23.56
10	1	49		23.70	23.86	23.65
10	25	0		22.55	22.61	22.51
10	25	12		22.47	22.49	22.57
10	25	25		22.49	22.43	22.53
10	50	0		22.51	22.52	22.48
10	1	0	16-QAM	22.95	22.97	22.94
10	1	25		22.67	22.65	22.66
10	1	49		22.88	22.90	22.83
10	25	0		21.65	21.42	21.51
10	25	12		21.47	21.50	21.55
10	25	25		21.48	21.53	21.45
10	50	0		21.57	21.56	21.57
10	1	0	64-QAM	23.77	23.80	23.77
10	1	25		23.70	23.71	23.81
10	1	49		23.78	23.74	23.80
10	25	0		23.81	23.77	23.75
10	25	12		23.68	23.66	23.69
10	25	25		23.75	23.79	23.81
10	50	0		23.74	23.77	23.82



5	1	0	QPSK	23.49	23.47	23.48
5	1	12		23.48	23.42	23.52
5	1	24		23.46	23.49	23.48
5	12	0		22.40	22.39	22.53
5	12	7		22.48	22.48	22.50
5	12	13		22.48	22.44	22.42
5	25	0		22.47	22.50	22.49
5	1	0	16-QAM	22.70	22.82	22.66
5	1	12		22.63	22.73	22.70
5	1	24		22.75	22.68	22.85
5	12	0		21.42	21.45	21.54
5	12	7		21.52	21.49	21.51
5	12	13		21.48	21.52	21.43
5	25	0		21.46	21.46	21.49
5	1	0	64-QAM	23.78	23.81	23.77
5	1	12		23.80	23.84	23.81
5	1	24		23.69	23.77	23.80
5	12	0		23.71	23.68	23.72
5	12	7		23.76	23.66	23.76
5	12	13		23.80	23.76	23.81
5	25	0		23.81	23.79	23.77



LTE Band 12 Maximum Average Power [dBm]						
BW [MHz]	RB Size	RB Offset	Mod	Lowest	Middle	Highest
3	1	0	QPSK	23.49	23.36	23.61
3	1	8		23.46	23.37	23.52
3	1	14		23.44	23.38	23.40
3	8	0		22.43	22.44	22.44
3	8	4		22.46	22.48	22.47
3	8	7		22.41	22.41	22.47
3	15	0		22.42	22.43	22.42
3	1	0	16-QAM	22.44	22.60	22.73
3	1	8		22.39	22.66	22.74
3	1	14		22.70	22.62	22.79
3	8	0		21.44	21.51	21.48
3	8	4		21.51	21.54	21.51
3	8	7		21.44	21.46	21.51
3	15	0		21.50	21.46	21.44
3	1	0	64-QAM	23.72	23.81	23.82
3	1	8		23.76	23.75	23.77
3	1	14		23.81	23.78	23.80
3	8	0		23.69	23.74	23.77
3	8	4		23.80	23.85	23.81
3	8	7		23.79	23.78	23.75
3	15	0		23.73	23.81	23.77



1.4	1	0	QPSK	23.32	23.25	23.40
1.4	1	3		23.56	23.43	23.36
1.4	1	5		23.38	23.34	23.63
1.4	3	0		23.40	23.39	23.36
1.4	3	1		23.43	23.44	23.43
1.4	3	3		23.44	23.38	23.46
1.4	6	0		22.39	22.43	22.38
1.4	1	0	16-QAM	22.75	22.58	22.66
1.4	1	3		22.76	22.78	22.68
1.4	1	5		22.89	22.65	22.78
1.4	3	0		22.29	22.40	22.43
1.4	3	1		22.35	22.43	22.47
1.4	3	3		22.37	22.35	22.43
1.4	6	0		21.46	21.51	21.43
1.4	1	0	64-QAM	23.78	23.75	23.80
1.4	1	3		23.80	23.74	23.77
1.4	1	5		23.69	23.80	23.70
1.4	3	0		23.72	23.69	23.71
1.4	3	1		23.74	23.81	23.75
1.4	3	3		23.76	23.71	23.67
1.4	6	0		23.69	23.74	23.77



LTE Band 13 Maximum Average Power [dBm]						
BW [MHz]	RB Size	RB Offset	Mod	Lowest	Middle	Highest
10	1	0	QPSK	-	24.07	-
10	1	25			24.02	
10	1	49			23.75	
10	25	0			23.10	
10	25	12			22.93	
10	25	25			22.82	
10	50	0			23.09	
10	1	0	16-QAM		23.32	
10	1	25			23.25	
10	1	49			23.08	
10	25	0			22.09	
10	25	12			21.92	
10	25	25			21.79	
10	50	0			22.08	
10	1	0	64-QAM		24.05	
10	1	25			24.03	
10	1	49			24.04	
10	25	0			23.99	
10	25	12			24.01	
10	25	25			23.97	
10	50	0			24.02	



5	1	0	QPSK	23.94	23.77	23.62
5	1	12		23.87	23.91	24.06
5	1	24		23.77	24.02	23.56
5	12	0		22.89	22.79	22.83
5	12	7		22.78	22.83	22.80
5	12	13		22.83	22.82	22.64
5	25	0		22.95	22.80	22.77
5	1	0	16-QAM	23.07	23.36	22.93
5	1	12		23.07	23.02	22.97
5	1	24		23.35	23.01	23.04
5	12	0		21.89	21.90	21.84
5	12	7		21.95	21.86	21.83
5	12	13		21.76	21.73	21.78
5	25	0		21.96	21.91	21.77
5	1	0	64-QAM	24.00	24.02	24.00
5	1	12		24.01	23.98	23.98
5	1	24		23.98	23.93	23.96
5	12	0		24.03	24.05	24.01
5	12	7		23.94	23.97	24.05
5	12	13		23.95	23.98	24.02
5	25	0		24.00	24.05	23.99



LTE Band 17 Maximum Average Power [dBm]						
BW [MHz]	RB Size	RB Offset	Mod	Lowest	Middle	Highest
10	1	0	QPSK	23.66	23.74	23.69
10	1	25		23.55	23.42	23.53
10	1	49		23.69	23.78	23.65
10	25	0		22.53	22.51	22.53
10	25	12		22.52	22.43	22.45
10	25	25		22.64	22.54	22.47
10	50	0		22.51	22.44	22.48
10	1	0	16-QAM	22.92	22.91	22.87
10	1	25		22.69	22.70	22.73
10	1	49		22.94	22.96	22.77
10	25	0		21.56	21.55	21.55
10	25	12		21.54	21.42	21.49
10	25	25		21.62	21.55	21.44
10	50	0		21.55	21.48	21.51
10	1	0	64-QAM	23.72	23.75	23.63
10	1	25		23.74	23.77	23.74
10	1	49		23.68	23.74	23.77
10	25	0		23.69	23.70	23.69
10	25	12		23.67	23.69	23.72
10	25	25		23.74	23.75	23.65
10	50	0		23.70	23.71	23.77



5	1	0	QPSK	23.14	23.21	23.24
5	1	12		23.41	23.39	23.23
5	1	24		23.47	23.49	23.43
5	12	0		22.44	22.45	22.57
5	12	7		22.49	22.51	22.46
5	12	13		22.48	22.45	22.47
5	25	0		22.42	22.40	22.60
5	1	0	16-QAM	22.72	22.67	22.67
5	1	12		22.65	22.69	22.65
5	1	24		22.72	22.73	22.58
5	12	0		21.45	21.47	21.56
5	12	7		21.51	21.49	21.45
5	12	13		21.48	21.54	21.46
5	25	0		21.42	21.40	21.58
5	1	0	64-QAM	23.67	23.75	23.71
5	1	12		23.71	23.76	23.74
5	1	24		23.76	23.71	23.73
5	12	0		23.71	23.68	23.72
5	12	7		23.68	23.74	23.37
5	12	13		23.72	23.77	23.64
5	25	0		23.75	23.73	23.74



LTE Band 25 Maximum Average Power [dBm]						
BW [MHz]	RB Size	RB Offset	Mod	Lowest	Middle	Highest
20	1	0	QPSK	23.36	23.42	23.35
20	1	49		23.49	23.66	23.46
20	1	99		23.22	23.47	23.34
20	50	0		22.52	22.53	22.47
20	50	24		22.43	22.37	22.38
20	50	50		22.34	22.33	22.42
20	100	0		22.44	22.55	22.50
20	1	0	16-QAM	22.61	22.50	22.69
20	1	49		22.56	22.52	22.43
20	1	99		22.32	22.36	22.27
20	50	0		21.46	21.34	21.43
20	50	24		21.51	21.33	21.52
20	50	50		21.38	21.34	21.47
20	100	0		21.39	21.32	21.51
20	1	0	64-QAM	23.55	23.54	23.53
20	1	49		23.61	23.63	23.61
20	1	99		23.59	23.62	23.57
20	50	0		23.51	23.50	23.57
20	50	24		23.56	23.54	23.55
20	50	50		23.60	23.56	23.63
20	100	0		23.61	23.58	23.62



15	1	0	QPSK	23.20	23.34	23.15
15	1	37		23.24	23.40	23.26
15	1	74		23.23	23.27	23.20
15	36	0		22.50	22.43	22.51
15	36	20		22.51	22.42	22.59
15	36	39		22.52	22.48	22.57
15	75	0		22.44	22.42	22.45
15	1	0	16-QAM	22.56	22.52	22.64
15	1	37		22.48	22.54	22.73
15	1	74		22.58	22.37	22.33
15	36	0		21.52	21.44	21.50
15	36	20		21.47	21.42	21.61
15	36	39		21.48	21.52	21.60
15	75	0		21.52	21.47	21.62
15	1	0	64-QAM	23.60	23.63	23.61
15	1	37		23.57	23.60	23.59
15	1	74		23.53	23.57	23.57
15	36	0		23.62	23.59	23.63
15	36	20		23.60	23.57	23.60
15	36	39		23.59	23.60	23.62
15	75	0		23.61	23.62	23.64



LTE Band 25 Maximum Average Power [dBm]						
BW [MHz]	RB Size	RB Offset	Mod	Lowest	Middle	Highest
10	1	0	QPSK	23.45	23.40	23.47
10	1	25		23.12	23.21	23.22
10	1	49		23.22	23.20	23.25
10	25	0		22.41	22.46	22.59
10	25	12		22.41	22.49	22.58
10	25	25		22.45	22.45	22.64
10	50	0		22.39	22.53	22.65
10	1	0	16-QAM	22.67	22.92	22.86
10	1	25		22.61	22.52	22.62
10	1	49		22.70	22.77	22.61
10	25	0		21.39	21.46	21.59
10	25	12		21.41	21.50	21.58
10	25	25		21.42	21.55	21.57
10	50	0		21.39	21.53	21.60
10	1	0	64-QAM	23.51	23.50	23.54
10	1	25		23.56	23.55	23.59
10	1	49		23.57	23.53	23.60
10	25	0		23.59	23.57	23.53
10	25	12		23.64	23.62	23.61
10	25	25		23.61	23.60	23.58
10	50	0		23.57	23.54	23.56



5	1	0	QPSK	23.29	23.36	23.17
5	1	12		23.19	23.08	23.04
5	1	24		23.09	23.00	23.07
5	12	0		22.38	22.51	22.54
5	12	7		22.36	22.46	22.56
5	12	13		22.32	22.42	22.47
5	25	0		22.41	22.53	22.58
5	1	0	16-QAM	22.73	22.65	22.76
5	1	12		22.58	22.51	22.77
5	1	24		22.55	22.67	22.41
5	12	0		21.46	21.58	21.61
5	12	7		21.41	21.51	21.57
5	12	13		21.34	21.45	21.54
5	25	0		21.39	21.51	21.55
5	1	0	64-QAM	23.55	23.52	23.58
5	1	12		23.60	23.57	23.61
5	1	24		23.53	23.50	23.59
5	12	0		23.61	23.64	23.54
5	12	7		23.57	23.61	23.63
5	12	13		23.59	23.55	23.58
5	25	0		23.60	23.61	23.58



LTE Band 25 Maximum Average Power [dBm]						
BW [MHz]	RB Size	RB Offset	Mod	Lowest	Middle	Highest
3	1	0	QPSK	22.81	22.82	22.92
3	1	8		23.22	23.24	23.24
3	1	14		23.23	23.26	23.27
3	8	0		22.36	22.43	22.54
3	8	4		22.34	22.50	22.55
3	8	7		22.36	22.42	22.53
3	15	0		22.40	22.48	22.54
3	1	0	16-QAM	22.71	22.86	22.65
3	1	8		22.64	22.79	22.81
3	1	14		22.79	22.70	22.47
3	8	0		21.43	21.51	21.58
3	8	4		21.45	21.53	21.59
3	8	7		21.41	21.46	21.54
3	15	0		21.43	21.46	21.60
3	1	0	64-QAM	23.60	23.56	23.59
3	1	8		23.58	23.57	23.54
3	1	14		23.57	23.61	23.54
3	8	0		23.60	23.64	23.57
3	8	4		23.54	23.60	23.62
3	8	7		23.63	23.58	23.59
3	15	0		23.61	23.59	23.61



1.4	1	0	QPSK	23.12	23.16	23.31
1.4	1	3		23.13	23.28	23.26
1.4	1	5		23.13	23.22	23.28
1.4	3	0		23.24	23.26	23.17
1.4	3	1		23.27	23.21	23.22
1.4	3	3		23.25	23.16	23.20
1.4	6	0		22.30	22.38	22.43
1.4	1	0	16-QAM	22.50	22.63	22.80
1.4	1	3		22.89	22.69	22.98
1.4	1	5		22.54	22.97	22.55
1.4	3	0		22.39	22.46	22.52
1.4	3	1		22.42	22.44	22.70
1.4	3	3		22.28	22.38	22.49
1.4	6	0		21.45	21.51	21.62
1.4	1	0	64-QAM	23.61	23.59	23.60
1.4	1	3		23.57	23.54	23.55
1.4	1	5		23.58	23.54	23.62
1.4	3	0		23.62	23.57	23.59
1.4	3	1		23.53	23.62	23.60
1.4	3	3		23.55	23.59	23.57
1.4	6	0		23.60	23.61	23.54



LTE Band 26 Maximum Average Power [dBm]						
BW [MHz]	RB Size	RB Offset	Mod	Lowest	Middle	Highest
15	1	0	QPSK	23.70	23.67	23.42
15	1	37		23.38	23.35	23.55
15	1	74		23.78	23.75	23.72
15	36	0		22.58	22.55	22.54
15	36	20		22.37	22.34	22.23
15	36	39		22.22	22.19	22.39
15	75	0		22.40	22.37	22.38
15	1	0	16-QAM	22.76	22.73	22.40
15	1	37		22.41	22.38	22.43
15	1	74		22.85	22.82	22.87
15	36	0		21.54	21.51	21.53
15	36	20		21.35	21.32	21.32
15	36	39		21.31	21.28	21.33
15	75	0		21.25	21.22	21.47
15	1	0	64-QAM	23.72	23.69	23.62
15	1	37		23.67	23.60	23.67
15	1	74		23.68	23.65	23.63
15	36	0		23.64	23.72	23.69
15	36	20		23.55	23.66	23.64
15	36	39		23.63	23.59	23.65
15	75	0		23.64	23.63	23.67



LTE Band 26 Maximum Average Power [dBm]						
BW [MHz]	RB Size	RB Offset	Mod	Lowest	Middle	Highest
10	1	0	QPSK	23.63	23.59	23.50
10	1	25		23.48	23.44	23.37
10	1	49		23.47	23.58	23.55
10	25	0		22.33	22.28	22.28
10	25	12		22.39	22.33	22.35
10	25	25		22.45	22.35	22.38
10	50	0		22.44	22.36	22.36
10	1	0	16-QAM	22.75	22.78	22.55
10	1	25		22.54	22.50	22.45
10	1	49		22.90	22.69	22.68
10	25	0		21.46	21.32	21.29
10	25	12		21.41	21.30	21.31
10	25	25		21.42	21.31	21.33
10	50	0		21.46	21.35	21.33
10	1	0	64-QAM	23.63	23.64	23.68
10	1	25		23.64	23.67	23.70
10	1	49		23.67	23.63	23.65
10	25	0		23.65	23.68	23.67
10	25	12		23.66	23.64	23.66
10	25	25		23.64	23.67	23.69
10	50	0		23.62	23.61	23.63



5	1	0	QPSK	23.34	23.08	23.10
5	1	12		23.29	23.33	23.20
5	1	24		23.36	23.27	23.20
5	12	0		22.41	22.28	22.26
5	12	7		22.44	22.29	22.32
5	12	13		22.45	22.24	22.33
5	25	0		22.42	22.30	22.31
5	1	0	16-QAM	22.60	22.40	22.47
5	1	12		22.62	22.40	22.56
5	1	24		22.63	22.36	22.52
5	12	0		21.46	21.26	21.30
5	12	7		21.44	21.35	21.30
5	12	13		21.42	21.27	21.30
5	25	0		21.42	21.31	21.19
5	1	0	64-QAM	23.68	23.60	23.64
5	1	12		23.65	23.68	23.64
5	1	24		23.63	23.71	23.67
5	12	0		23.62	23.65	23.61
5	12	7		23.69	23.67	23.62
5	12	13		23.60	23.68	23.69
5	25	0		23.64	23.63	23.68



LTE Band 26 Maximum Average Power [dBm]						
BW [MHz]	RB Size	RB Offset	Mod	Lowest	Middle	Highest
3	1	0	QPSK	23.20	23.14	23.11
3	1	8		23.27	23.20	23.24
3	1	14		23.26	23.17	23.20
3	8	0		22.38	22.21	22.29
3	8	4		22.43	22.29	22.30
3	8	7		22.39	22.25	22.28
3	15	0		22.41	22.29	22.29
3	1	0	16-QAM	22.62	22.42	22.46
3	1	8		22.50	22.41	22.50
3	1	14		22.42	22.16	22.53
3	8	0		21.36	21.27	21.29
3	8	4		21.49	21.40	21.29
3	8	7		21.41	21.27	21.30
3	15	0		21.49	21.33	21.27
3	1	0	64-QAM	23.61	23.62	23.69
3	1	8		23.64	23.66	23.63
3	1	14		23.69	23.67	23.64
3	8	0		23.65	23.64	23.67
3	8	4		23.66	23.68	23.57
3	8	7		23.70	23.69	23.60
3	15	0		23.68	23.63	23.64



1.4	1	0	QPSK	23.15	23.10	23.09
1.4	1	3		23.23	23.25	23.15
1.4	1	5		23.29	23.09	23.12
1.4	3	0		23.33	23.23	23.08
1.4	3	1		23.26	23.22	23.18
1.4	3	3		23.27	23.23	23.18
1.4	6	0		22.27	22.28	22.27
1.4	1	0	16-QAM	22.49	22.23	22.42
1.4	1	3		22.57	22.45	22.43
1.4	1	5		22.52	22.42	22.54
1.4	3	0		22.33	22.22	22.13
1.4	3	1		22.31	22.23	22.24
1.4	3	3		22.31	22.15	22.18
1.4	6	0		21.40	21.36	21.26
1.4	1	0	64-QAM	23.68	23.67	23.66
1.4	1	3		23.67	23.64	23.65
1.4	1	5		23.71	23.60	23.62
1.4	3	0		23.64	23.67	23.66
1.4	3	1		23.63	23.64	23.69
1.4	3	3		23.67	23.68	23.68
1.4	6	0		23.69	23.65	23.63



LTE Band 38 Maximum Average Power [dBm]						
BW [MHz]	RB Size	RB Offset	Mod	Lowest	Middle	Highest
20	1	0	QPSK	22.90	23.00	22.96
20	1	49		22.91	22.96	23.07
20	1	99		23.10	23.13	23.15
20	50	0		21.70	21.80	21.83
20	50	24		21.76	21.81	21.86
20	50	50		21.74	21.75	21.92
20	100	0		21.64	21.75	21.87
20	1	0	16-QAM	21.90	21.94	22.21
20	1	49		21.90	22.01	22.17
20	1	99		22.37	22.10	22.21
20	50	0		20.56	20.94	20.85
20	50	24		20.71	20.87	20.74
20	50	50		20.87	20.86	20.89
20	100	0		20.63	20.84	20.82
20	1	0	64-QAM	23.12	23.13	23.07
20	1	49		23.14	23.13	23.06
20	1	99		23.12	23.13	23.13
20	50	0		23.13	23.05	23.01
20	50	24		22.93	23.07	22.96
20	50	50		23.06	22.95	23.08
20	100	0		22.92	22.99	22.97



15	1	0	QPSK	22.90	22.96	22.91
15	1	37		23.01	23.14	23.04
15	1	74		22.92	23.03	23.01
15	36	0		21.88	21.65	21.69
15	36	20		21.97	21.71	21.66
15	36	39		21.89	21.69	21.70
15	75	0		21.79	21.67	21.68
15	1	0	16-QAM	22.03	22.03	21.94
15	1	37		22.06	21.99	21.92
15	1	74		21.89	22.16	22.20
15	36	0		20.58	20.82	20.95
15	36	20		20.73	20.76	20.94
15	36	39		20.64	20.80	20.97
15	75	0		20.59	20.92	20.97
15	1	0	64-QAM	23.10	23.03	23.08
15	1	37		23.13	23.11	23.09
15	1	74		23.09	23.14	22.99
15	36	0		22.84	23.10	22.87
15	36	20		22.88	23.12	22.92
15	36	39		22.81	23.11	22.91
15	75	0		23.01	23.07	23.02



LTE Band 38 Maximum Average Power [dBm]						
BW [MHz]	RB Size	RB Offset	Mod	Lowest	Middle	Highest
10	1	0	QPSK	22.98	22.96	22.97
10	1	25		22.91	23.07	23.11
10	1	49		23.05	23.10	23.06
10	25	0		21.62	21.56	22.06
10	25	12		21.68	21.90	21.81
10	25	25		21.74	21.91	21.82
10	50	0		21.70	21.97	21.84
10	1	0	16-QAM	22.11	22.29	22.11
10	1	25		21.93	22.15	21.92
10	1	49		22.18	22.42	22.15
10	25	0		20.75	20.92	20.78
10	25	12		20.76	20.99	20.74
10	25	25		20.84	20.70	20.76
10	50	0		20.89	20.97	20.77
10	1	0	64-QAM	23.10	23.12	23.07
10	1	25		22.96	22.95	22.94
10	1	49		23.02	23.12	22.91
10	25	0		22.93	23.02	22.96
10	25	12		23.09	23.08	22.94
10	25	25		23.03	23.06	23.12
10	50	0		22.87	22.85	22.95



5	1	0	QPSK	22.88	22.95	22.94
5	1	12		22.92	23.01	23.05
5	1	24		23.01	23.05	23.00
5	12	0		21.94	21.87	21.96
5	12	7		21.85	21.98	21.70
5	12	13		22.00	21.76	21.93
5	25	0		21.93	21.72	22.01
5	1	0	16-QAM	22.24	21.97	22.21
5	1	12		22.08	21.83	22.21
5	1	24		22.17	21.88	22.13
5	12	0		21.07	20.82	21.01
5	12	7		20.90	20.77	21.10
5	12	13		20.88	20.99	20.98
5	25	0		20.91	21.00	21.04
5	1	0	64-QAM	23.14	23.11	23.13
5	1	12		23.06	23.12	23.00
5	1	24		22.96	23.02	23.06
5	12	0		22.89	22.96	23.04
5	12	7		23.04	23.13	23.02
5	12	13		22.84	23.08	23.03
5	25	0		23.03	23.06	23.13



LTE Band 41 Maximum Average Power [dBm]						
BW [MHz]	RB Size	RB Offset	Mod	Lowest	Middle	Highest
20	1	0	QPSK	24.94	24.88	25.11
20	1	49		24.81	24.84	25.08
20	1	99		25.38	25.20	24.97
20	50	0		24.39	24.32	23.77
20	50	24		24.17	24.24	23.72
20	50	50		24.13	24.22	23.90
20	100	0		24.31	24.00	24.18
20	1	0	16-QAM	22.70	23.98	23.99
20	1	49		24.26	24.04	23.94
20	1	99		24.41	24.29	23.20
20	50	0		23.24	23.03	23.06
20	50	24		23.20	23.21	23.05
20	50	50		23.30	23.47	23.20
20	100	0		23.28	23.36	22.92
20	1	0	64-QAM	25.17	25.30	25.20
20	1	49		25.03	24.94	25.08
20	1	99		25.14	25.28	25.10
20	50	0		25.10	25.10	25.16
20	50	24		25.02	24.96	25.14
20	50	50		25.00	24.92	25.05
20	100	0		24.96	25.06	24.72



15	1	0	QPSK	25.24	25.02	25.31
15	1	37		25.03	25.15	25.29
15	1	74		24.98	25.14	25.27
15	36	0		24.02	24.13	24.27
15	36	20		24.34	24.37	24.36
15	36	39		24.27	24.18	24.31
15	75	0		24.24	24.19	24.24
15	1	0	16-QAM	22.92	24.42	24.25
15	1	37		24.15	24.46	24.24
15	1	74		24.20	24.34	23.50
15	36	0		23.08	22.97	23.19
15	36	20		22.98	22.94	23.05
15	36	39		23.12	23.18	23.13
15	75	0		23.06	23.42	23.18
15	1	0	64-QAM	25.12	25.20	25.20
15	1	37		25.03	24.94	25.08
15	1	74		25.02	25.27	25.07
15	36	0		25.17	25.10	25.21
15	36	20		25.13	25.00	25.18
15	36	39		25.01	24.92	25.08
15	75	0		25.03	25.06	24.92



LTE Band 41 Maximum Average Power [dBm]						
BW [MHz]	RB Size	RB Offset	Mod	Lowest	Middle	Highest
10	1	0	QPSK	25.24	25.19	25.34
10	1	25		25.29	25.25	25.29
10	1	49		25.26	25.22	25.35
10	25	0		24.23	24.11	24.50
10	25	12		24.22	24.21	24.32
10	25	25		24.29	24.42	24.45
10	50	0		24.27	24.20	24.44
10	1	0	16-QAM	23.43	24.49	24.49
10	1	25		24.19	24.47	24.47
10	1	49		24.43	24.42	23.90
10	25	0		23.47	23.23	23.30
10	25	12		23.42	23.26	23.00
10	25	25		23.51	23.20	23.22
10	50	0		23.49	23.22	23.14
10	1	0	64-QAM	25.13	25.16	25.08
10	1	25		25.05	24.98	25.06
10	1	49		25.14	25.28	25.03
10	25	0		25.10	25.10	25.14
10	25	12		24.99	25.03	25.07
10	25	25		25.01	24.95	25.05
10	50	0		25.03	25.13	24.99



5	1	0	QPSK	25.25	25.14	25.27
5	1	12		24.85	25.32	24.77
5	1	24		24.96	25.00	24.98
5	12	0		23.00	24.12	23.90
5	12	7		23.05	24.48	23.21
5	12	13		24.18	24.15	23.18
5	25	0		24.22	24.13	24.23
5	1	0	16-QAM	24.28	24.34	24.49
5	1	12		22.80	24.49	23.49
5	1	24		24.43	24.45	23.40
5	12	0		22.14	23.58	22.98
5	12	7		22.22	23.53	22.20
5	12	13		23.34	23.48	22.18
5	25	0		23.40	23.58	22.96
5	1	0	64-QAM	25.11	25.13	25.10
5	1	12		25.15	25.00	25.10
5	1	24		25.12	25.20	25.04
5	12	0		25.20	25.08	25.16
5	12	7		25.14	24.95	25.15
5	12	13		25.08	24.92	25.07
5	25	0		25.16	25.08	24.93



LTE Band 66 Maximum Average Power [dBm]						
BW [MHz]	RB Size	RB Offset	Mod	Lowest	Middle	Highest
20	1	0	QPSK	23.21	23.24	23.25
20	1	49		23.14	22.95	22.94
20	1	99		23.35	23.36	23.33
20	50	0		22.13	21.99	21.98
20	50	24		22.14	22.06	22.14
20	50	50		22.16	22.17	22.15
20	100	0		22.12	22.19	22.11
20	1	0	16-QAM	22.36	22.41	22.31
20	1	49		22.25	22.21	22.42
20	1	99		22.67	22.53	22.56
20	50	0		21.12	20.98	21.02
20	50	24		21.17	21.06	21.11
20	50	50		21.19	21.05	21.21
20	100	0		21.16	21.05	21.08
20	1	0	64-QAM	23.25	23.34	23.35
20	1	49		23.29	23.29	23.32
20	1	99		23.24	23.27	23.25
20	50	0		23.28	23.27	23.27
20	50	24		23.32	23.31	23.30
20	50	50		23.31	23.32	23.28
20	100	0		23.26	23.28	23.31



15	1	0	QPSK	23.04	23.01	23.03
15	1	37		22.87	23.11	23.10
15	1	74		23.09	23.21	23.27
15	36	0		22.29	22.09	22.10
15	36	20		22.08	22.08	22.12
15	36	39		22.02	21.99	22.09
15	75	0		22.08	22.05	22.48
15	1	0	16-QAM	22.63	22.77	22.49
15	1	37		22.37	22.59	22.36
15	1	74		22.48	22.48	22.42
15	36	0		21.10	21.00	21.02
15	36	20		21.08	21.02	21.02
15	36	39		21.01	20.90	21.13
15	75	0		21.02	21.05	21.06
15	1	0	64-QAM	23.25	23.34	23.31
15	1	37		23.27	23.31	23.30
15	1	74		23.25	23.21	23.20
15	36	0		23.26	23.24	23.26
15	36	20		23.30	23.29	23.27
15	36	39		23.28	23.28	23.25
15	75	0		23.31	23.30	23.28



LTE Band 66 Maximum Average Power [dBm]						
BW [MHz]	RB Size	RB Offset	Mod	Lowest	Middle	Highest
10	1	0	QPSK	23.05	23.03	23.04
10	1	25		23.09	23.16	23.08
10	1	49		23.26	23.27	23.26
10	25	0		22.08	22.02	22.11
10	25	12		22.21	22.20	22.28
10	25	25		22.18	22.21	22.36
10	50	0		22.12	22.18	22.25
10	1	0	16-QAM	21.97	21.99	21.95
10	1	25		22.34	22.43	22.41
10	1	49		22.35	22.40	22.44
10	25	0		21.05	21.03	21.06
10	25	12		21.18	21.18	21.25
10	25	25		21.26	21.12	21.25
10	50	0		21.28	21.11	21.17
10	1	0	64-QAM	23.24	23.31	23.28
10	1	25		23.25	23.29	23.31
10	1	49		23.26	23.24	23.30
10	25	0		23.27	23.25	23.28
10	25	12		23.29	23.30	23.26
10	25	25		23.24	23.30	23.27
10	50	0		23.26	23.31	23.29



5	1	0	QPSK	23.06	23.01	23.05
5	1	12		23.12	23.08	23.14
5	1	24		23.09	23.14	23.11
5	12	0		22.21	22.06	22.20
5	12	7		22.09	22.15	22.21
5	12	13		22.11	22.05	22.20
5	25	0		22.26	22.15	22.24
5	1	0	16-QAM	22.53	22.49	22.55
5	1	12		22.42	22.36	22.35
5	1	24		22.47	22.42	22.32
5	12	0		21.18	21.15	21.27
5	12	7		21.19	21.16	21.18
5	12	13		21.19	21.16	21.15
5	25	0		21.27	21.15	21.17
5	1	0	64-QAM	23.31	23.25	23.24
5	1	12		23.24	23.28	23.31
5	1	24		23.26	23.24	23.29
5	12	0		23.28	23.27	23.27
5	12	7		23.30	23.31	23.28
5	12	13		23.29	23.26	23.30
5	25	0		23.28	23.24	23.25



LTE Band 66 Maximum Average Power [dBm]						
BW [MHz]	RB Size	RB Offset	Mod	Lowest	Middle	Highest
3	1	0	QPSK	23.15	23.14	23.18
3	1	8		23.15	23.18	23.13
3	1	14		22.97	23.01	23.07
3	8	0		22.20	22.17	22.22
3	8	4		22.20	22.17	22.26
3	8	7		22.18	22.11	22.14
3	15	0		22.15	22.11	22.15
3	1	0	16-QAM	22.76	22.45	22.71
3	1	8		22.45	22.63	22.39
3	1	14		22.44	22.41	22.68
3	8	0		21.29	21.21	21.27
3	8	4		21.26	21.22	21.26
3	8	7		21.24	21.12	21.20
3	15	0		21.17	21.16	21.19
3	1	0	64-QAM	23.30	23.31	23.30
3	1	8		23.28	23.24	23.26
3	1	14		23.31	23.26	23.28
3	8	0		23.25	23.28	23.32
3	8	4		23.26	23.30	23.34
3	8	7		23.31	23.29	23.27
3	15	0		23.30	23.28	23.28



1.4	1	0	QPSK	23.05	23.05	23.12
1.4	1	3		23.10	23.25	23.05
1.4	1	5		23.09	23.11	23.10
1.4	3	0		23.05	23.15	23.21
1.4	3	1		23.12	23.16	23.10
1.4	3	3		23.06	23.07	23.09
1.4	6	0		22.09	22.09	22.31
1.4	1	0	16-QAM	22.45	22.45	22.48
1.4	1	3		22.49	22.47	22.41
1.4	1	5		22.43	22.50	22.12
1.4	3	0		22.13	22.10	22.19
1.4	3	1		22.21	22.19	22.21
1.4	3	3		22.06	22.07	22.10
1.4	6	0		21.13	21.12	21.06
1.4	1	0	64-QAM	23.30	23.28	23.30
1.4	1	3		23.28	23.31	23.29
1.4	1	5		23.24	23.30	23.28
1.4	3	0		23.31	23.25	23.24
1.4	3	1		23.28	23.26	23.29
1.4	3	3		23.33	23.32	23.27
1.4	6	0		23.25	23.34	23.31



LTE CA

CA_41C								
Combination 20MHz+20MHz (100RB+100RB)								
PCC Channel	SCC Channel	Modulation	PCC		SCC		Total RB Size	Measured Power (dBm)
			RB Size	RB offset	RB Size	RB offset		
39750	39948	QPSK	0	0	1	99	1	23.41
			1	0	0	0	1	23.22
			100	0	0	0	100	22.36
			100	0	100	0	200	22.06
			1	0	1	99	2	15.83
			1	0	1	0	2	19.87
			1	99	1	0	2	23.97
			100	0	1	99	101	20.74
		16QAM	0	0	1	99	1	22.90
			1	0	0	0	1	22.46
			100	0	0	0	100	21.13
			100	0	100	0	200	21.83
			1	0	1	99	2	17.02
			1	0	1	0	2	20.53
			1	99	1	0	2	23.92
			100	0	1	99	101	21.36
		64QAM	0	0	1	99	1	21.71
			1	0	0	0	1	22.15
			100	0	0	0	100	21.13
			100	0	100	0	200	22.43
			1	0	1	99	2	16.83
			1	0	1	0	2	20.36
			1	99	1	0	2	22.46
			100	0	1	99	101	21.86



40521	40719	QPSK	0	0	1	99	1	23.26
			1	0	0	0	1	23.13
			100	0	0	0	100	22.06
			100	0	100	0	200	22.98
			1	0	1	99	2	15.54
			1	0	1	0	2	19.57
			1	99	1	0	2	23.92
			100	0	1	99	101	20.76
		16QAM	0	0	1	99	1	22.29
			1	0	0	0	1	22.15
			100	0	0	0	100	21.09
			100	0	100	0	200	21.81
			1	0	1	99	2	16.82
			1	0	1	0	2	20.51
			1	99	1	0	2	23.92
			100	0	1	99	101	21.41
		64QAM	0	0	1	99	1	21.75
			1	0	0	0	1	22.05
			100	0	0	0	100	21.86
			100	0	100	0	200	22.26
			1	0	1	99	2	16.54
			1	0	1	0	2	20.26
			1	99	1	0	2	22.92
			100	0	1	99	101	21.87



41292	41490	QPSK	0	0	1	99	1	23.38
			1	0	0	0	1	23.23
			100	0	0	0	100	21.97
			100	0	100	0	200	21.77
			1	0	1	99	2	15.51
			1	0	1	0	2	19.33
			1	99	1	0	2	23.88
			100	0	1	99	101	20.61
		16QAM	0	0	1	99	1	22.95
			1	0	0	0	1	22.11
			100	0	0	0	100	20.87
			100	0	100	0	200	22.00
			1	0	1	99	2	16.81
			1	0	1	0	2	20.40
			1	99	1	0	2	23.85
			100	0	1	99	101	21.18
		64QAM	0	0	1	99	1	21.72
			1	0	0	0	1	22.10
			100	0	0	0	100	20.83
			100	0	100	0	200	22.79
			1	0	1	99	2	17.34
			1	0	1	0	2	20.31
			1	99	1	0	2	22.83
			100	0	1	99	101	21.12



CA_41C								
Combination 20MHz+15MHz (100RB+75RB)								
PCC Channel	SCC Channel	Modulation	PCC		SCC		Total RB Size	Measured Power (dBm)
			RB Size	RB offset	RB Size	RB offset		
39750	39921	QPSK	1	99	1	0	2	23.87
		16QAM	1	99	1	0	2	23.42
		64QAM	1	99	1	0	2	21.18
40546	40717	QPSK	1	99	1	0	2	23.87
		16QAM	1	99	1	0	2	23.15
		64QAM	1	99	1	0	2	21.94
41341	41512	QPSK	1	99	1	0	2	23.81
		16QAM	1	99	1	0	2	23.78
		64QAM	1	99	1	0	2	21.64
Combination 15MHz+20MHz (75RB+100RB)								
PCC Channel	SCC Channel	Modulation	PCC		SCC		Total RB Size	Measured Power (dBm)
			RB Size	RB offset	RB Size	RB offset		
39728	39899	QPSK	1	74	1	0	2	23.92
		16QAM	1	74	1	0	2	23.71
		64QAM	1	74	1	0	2	21.84
40523	40694	QPSK	1	74	1	0	2	23.73
		16QAM	1	74	1	0	2	23.54
		64QAM	1	74	1	0	2	21.47
41319	41490	QPSK	1	74	1	0	2	23.84
		16QAM	1	74	1	0	2	23.36
		64QAM	1	74	1	0	2	22.43



Combination 20MHz+10MHz (100RB+50RB)								
PCC	SCC	Modulation	PCC		SCC		Total RB Size	Measured Power (dBm)
Channel	Channel		RB Size	RB offset	RB Size	RB offset		
39750	39894	QPSK	1	99	1	0	2	23.87
		16QAM	1	99	1	0	2	23.34
		64QAM	1	99	1	0	2	21.43
40571	40715	QPSK	1	99	1	0	2	23.83
		16QAM	1	99	1	0	2	23.31
		64QAM	1	99	1	0	2	21.11
41391	41535	QPSK	1	99	1	0	2	23.90
		16QAM	1	99	1	0	2	23.53
		64QAM	1	99	1	0	2	21.70
Combination 10MHz+20MHz (50RB+100RB)								
PCC	SCC	Modulation	PCC		SCC		Total RB Size	Measured Power (dBm)
Channel	Channel		RB Size	RB offset	RB Size	RB offset		
39705	39849	QPSK	1	49	1	0	2	23.77
		16QAM	1	49	1	0	2	23.53
		64QAM	1	49	1	0	2	21.57
40526	40670	QPSK	1	49	1	0	2	23.71
		16QAM	1	49	1	0	2	23.27
		64QAM	1	49	1	0	2	21.33
41346	41490	QPSK	1	49	1	0	2	23.74
		16QAM	1	49	1	0	2	23.59
		64QAM	1	49	1	0	2	21.90



Combination 20MHz+5MHz (100RB+25RB)								
PCC	SCC	Modulation	PCC		SCC		Total RB Size	Measured Power (dBm)
Channel	Channel		RB Size	RB offset	RB Size	RB offset		
39750	39867	QPSK	1	99	1	0	2	23.76
		16QAM	1	99	1	0	2	23.46
		64QAM	1	99	1	0	2	21.70
40595	40712	QPSK	1	99	1	0	2	23.88
		16QAM	1	99	1	0	2	23.84
		64QAM	1	99	1	0	2	21.83
41440	41557	QPSK	1	99	1	0	2	23.83
		16QAM	1	99	1	0	2	23.86
		64QAM	1	99	1	0	2	21.37
Combination 5MHz+20MHz (25RB+100RB)								
PCC	SCC	Modulation	PCC		SCC		Total RB Size	Measured Power (dBm)
Channel	Channel		RB Size	RB offset	RB Size	RB offset		
39683	39800	QPSK	1	24	1	0	2	23.79
		16QAM	1	24	1	0	2	23.91
		64QAM	1	24	1	0	2	21.84
40528	40645	QPSK	1	24	1	0	2	23.67
		16QAM	1	24	1	0	2	23.64
		64QAM	1	24	1	0	2	21.83
41373	41490	QPSK	1	24	1	0	2	23.68
		16QAM	1	24	1	0	2	23.53
		64QAM	1	24	1	0	2	21.74



Combination 15MHz+15MHz (75RB+75RB)								
PCC	SCC	Modulation	PCC		SCC		Total RB Size	Measured Power (dBm)
Channel	Channel		RB Size	RB offset	RB Size	RB offset		
39725	39875	QPSK	1	74	1	0	2	23.74
		16QAM	1	74	1	0	2	23.78
		64QAM	1	74	1	0	2	22.23
40545	40695	QPSK	1	74	1	0	2	23.79
		16QAM	1	74	1	0	2	23.59
		64QAM	1	74	1	0	2	21.94
41365	41515	QPSK	1	74	1	0	2	23.73
		16QAM	1	74	1	0	2	23.46
		64QAM	1	74	1	0	2	20.74



ERP/EIRP

LTE Band 2 (G _T - L _C = 0 dB) QPSK									
Bandwidth	1.4M			3M			5M		
Channel	18607	18900	19193	18615	18900	19185	18625	18900	19175
	(Low)	(Mid)	(High)	(Low)	(Mid)	(High)	(Low)	(Mid)	(High)
Frequency	1850.7	1880	1909.3	1851.5	1880	1908.5	1852.5	1880	1907.5
(MHz)									
Conducted Power (dBm)	23.28	23.33	23.50	23.31	23.33	23.49	23.16	23.29	23.52
Conducted Power (Watts)	0.2128	0.2153	0.2239	0.2143	0.2153	0.2234	0.2070	0.2133	0.2249
EIRP(dBm)	23.28	23.33	23.50	23.31	23.33	23.49	23.16	23.29	23.52
EIRP(Watts)	0.2128	0.2153	0.2239	0.2143	0.2153	0.2234	0.2070	0.2133	0.2249

LTE Band 2 (G _T - L _C = 0 dB) QPSK									
Bandwidth	10M			15M			20M		
Channel	18650	18900	19150	18675	18900	19125	18650	18900	19100
	(Low)	(Mid)	(High)	(Low)	(Mid)	(High)	(Low)	(Mid)	(High)
Frequency	1855	1880	1905	1857.5	1880	1902.5	1860	1880	1900
(MHz)									
Conducted Power (dBm)	23.56	23.64	23.58	23.56	23.57	23.58	23.61	23.66	23.64
Conducted Power (Watts)	0.2270	0.2312	0.2280	0.2270	0.2275	0.2280	0.2296	0.2323	0.2312
EIRP(dBm)	23.56	23.64	23.58	23.56	23.57	23.58	23.61	23.66	23.64
EIRP(Watts)	0.2270	0.2312	0.2280	0.2270	0.2275	0.2280	0.2296	0.2323	0.2312



LTE Band 2 (G _T - L _C = 0 dB) 16QAM									
Bandwidth	1.4M			3M			5M		
Channel	18607	18900	19193	18615	18900	19185	18625	18900	19175
	(Low)	(Mid)	(High)	(Low)	(Mid)	(High)	(Low)	(Mid)	(High)
Frequency (MHz)	1850.7	1880	1909.3	1851.5	1880	1908.5	1852.5	1880	1907.5
Conducted Power (dBm)	22.53	22.54	22.75	22.55	22.86	22.73	22.54	22.77	22.70
Conducted Power (Watts)	0.1791	0.1795	0.1884	0.1799	0.1932	0.1875	0.1795	0.1892	0.1862
EIRP(dBm)	22.53	22.54	22.75	22.55	22.86	22.73	22.54	22.77	22.70
EIRP(Watts)	0.1791	0.1795	0.1884	0.1799	0.1932	0.1875	0.1795	0.1892	0.1862

LTE Band 2 (G _T - L _C = 0 dB) 16QAM									
Bandwidth	10M			15M			20M		
Channel	18650	18900	19150	18675	18900	19125	18650	18900	19100
	(Low)	(Mid)	(High)	(Low)	(Mid)	(High)	(Low)	(Mid)	(High)
Frequency (MHz)	1855	1880	1905	1857.5	1880	1902.5	1860	1880	1900
Conducted Power (dBm)	22.81	22.85	22.94	22.89	22.72	22.95	22.75	22.88	22.74
Conducted Power (Watts)	0.1910	0.1928	0.1968	0.1945	0.1871	0.1972	0.1884	0.1941	0.1879
EIRP(dBm)	22.81	22.85	22.94	22.89	22.72	22.95	22.75	22.88	22.74
EIRP(Watts)	0.1910	0.1928	0.1968	0.1945	0.1871	0.1972	0.1884	0.1941	0.1879



LTE Band 2 (G _T - L _C = 0 dB) 64QAM									
Bandwidth	1.4M			3M			5M		
Channel	18607	18900	19193	18615	18900	19185	18625	18900	19175
	(Low)	(Mid)	(High)	(Low)	(Mid)	(High)	(Low)	(Mid)	(High)
Frequency	1850.7	1880	1909.3	1851.5	1880	1908.5	1852.5	1880	1907.5
(MHz)									
Conducted Power (dBm)	23.57	23.59	23.60	23.57	23.61	23.55	23.59	23.65	23.57
Conducted Power (Watts)	0.2275	0.2286	0.2291	0.2275	0.2296	0.2265	0.2286	0.2317	0.2275
EIRP(dBm)	23.57	23.59	23.60	23.57	23.61	23.55	23.59	23.65	23.57
EIRP(Watts)	0.2275	0.2286	0.2291	0.2275	0.2296	0.2265	0.2286	0.2317	0.2275

LTE Band 2 (G _T - L _C = 0 dB) 64QAM									
Bandwidth	10M			15M			20M		
Channel	18650	18900	19150	18675	18900	19125	18650	18900	19100
	(Low)	(Mid)	(High)	(Low)	(Mid)	(High)	(Low)	(Mid)	(High)
Frequency	1855	1880	1905	1857.5	1880	1902.5	1860	1880	1900
(MHz)									
Conducted Power (dBm)	23.61	23.63	23.54	23.60	23.62	23.55	23.60	23.64	23.52
Conducted Power (Watts)	0.2296	0.2307	0.2259	0.2291	0.2301	0.2265	0.2291	0.2312	0.2249
EIRP(dBm)	23.61	23.63	23.54	23.60	23.62	23.55	23.60	23.64	23.52
EIRP(Watts)	0.2296	0.2307	0.2259	0.2291	0.2301	0.2265	0.2291	0.2312	0.2249



LTE Band 4 ($G_T - L_C = 0.5$ dB) QPSK									
Bandwidth	1.4M			3M			5M		
Channel	19957	20175	20393	19965	20175	20385	19975	20175	20375
	(Low)	(Mid)	(High)	(Low)	(Mid)	(High)	(Low)	(Mid)	(High)
Frequency	1710.7	1732.5	1754.3	1711.5	1732.5	1753.5	1712.5	1732.5	1752.5
(MHz)									
Conducted Power (dBm)	23.15	23.05	23.18	23.13	23.08	23.05	23.14	22.97	23.15
Conducted Power (Watts)	0.2065	0.2018	0.2080	0.2056	0.2032	0.2018	0.2061	0.1982	0.2065
EIRP(dBm)	23.65	23.55	23.68	23.63	23.58	23.55	23.64	23.47	23.65
EIRP(Watts)	0.2317	0.2265	0.2333	0.2307	0.2280	0.2265	0.2312	0.2223	0.2317

LTE Band 4 ($G_T - L_C = 0.5$ dB) QPSK									
Bandwidth	10M			15M			20M		
Channel	20000	20175	20350	20025	20175	20325	20050	20175	20300
	(Low)	(Mid)	(High)	(Low)	(Mid)	(High)	(Low)	(Mid)	(High)
Frequency	1715	1732.5	1750	1717.5	1732.5	1747.5	1720	1732.5	1745
(MHz)									
Conducted Power (dBm)	23.19	23.14	23.10	23.11	23.12	23.02	23.17	23.20	23.13
Conducted Power (Watts)	0.2084	0.2061	0.2042	0.2046	0.2051	0.2004	0.2075	0.2089	0.2056
EIRP(dBm)	23.69	23.64	23.60	23.61	23.62	23.52	23.67	23.70	23.63
EIRP(Watts)	0.2339	0.2312	0.2291	0.2296	0.2301	0.2249	0.2328	0.2344	0.2307



LTE Band 4 (G _T - L _C = 0.5 dB) 16QAM									
Bandwidth	1.4M			3M			5M		
Channel	19957	20175	20393	19965	20175	20385	19975	20175	20375
	(Low)	(Mid)	(High)	(Low)	(Mid)	(High)	(Low)	(Mid)	(High)
Frequency	1710.7	1732.5	1754.3	1711.5	1732.5	1753.5	1712.5	1732.5	1752.5
(MHz)									
Conducted Power (dBm)	22.50	22.39	22.38	22.45	22.25	22.34	22.46	22.48	22.44
Conducted Power (Watts)	0.1778	0.1734	0.1730	0.1758	0.1679	0.1714	0.1762	0.1770	0.1754
EIRP(dBm)	23.00	22.89	22.88	22.95	22.75	22.84	22.96	22.98	22.94
EIRP(Watts)	0.1995	0.1945	0.1941	0.1972	0.1884	0.1923	0.1977	0.1986	0.1968

LTE Band 4 (G _T - L _C = 0.5 dB) 16QAM									
Bandwidth	10M			15M			20M		
Channel	20000	20175	20350	20025	20175	20325	20050	20175	20300
	(Low)	(Mid)	(High)	(Low)	(Mid)	(High)	(Low)	(Mid)	(High)
Frequency	1715	1732.5	1750	1717.5	1732.5	1747.5	1720	1732.5	1745
(MHz)									
Conducted Power (dBm)	22.47	22.48	22.49	22.45	22.42	22.47	22.38	22.20	22.29
Conducted Power (Watts)	0.1766	0.1770	0.1774	0.1758	0.1746	0.1766	0.1730	0.1660	0.1694
EIRP(dBm)	22.97	22.98	22.99	22.95	22.92	22.97	22.88	22.70	22.79
EIRP(Watts)	0.1982	0.1986	0.1991	0.1972	0.1959	0.1982	0.1941	0.1862	0.1901



LTE Band 4 (G _T - L _C = 0.5 dB) 64QAM									
Bandwidth	1.4M			3M			5M		
Channel	19957	20175	20393	19965	20175	20385	19975	20175	20375
	(Low)	(Mid)	(High)	(Low)	(Mid)	(High)	(Low)	(Mid)	(High)
Frequency	1710.7	1732.5	1754.3	1711.5	1732.5	1753.5	1712.5	1732.5	1752.5
(MHz)									
Conducted Power (dBm)	23.15	23.18	23.12	23.15	23.18	23.11	23.16	23.09	23.09
Conducted Power (Watts)	0.2065	0.2080	0.2051	0.2065	0.2080	0.2046	0.2070	0.2037	0.2037
EIRP(dBm)	23.65	23.68	23.62	23.65	23.68	23.61	23.66	23.59	23.59
EIRP(Watts)	0.2317	0.2333	0.2301	0.2317	0.2333	0.2296	0.2323	0.2286	0.2286

LTE Band 4 (G _T - L _C = 0.5 dB) 64QAM									
Bandwidth	10M			15M			20M		
Channel	20000	20175	20350	20025	20175	20325	20050	20175	20300
	(Low)	(Mid)	(High)	(Low)	(Mid)	(High)	(Low)	(Mid)	(High)
Frequency	1715	1732.5	1750	1717.5	1732.5	1747.5	1720	1732.5	1745
(MHz)									
Conducted Power (dBm)	23.18	23.17	23.15	23.19	23.15	23.17	23.17	23.19	23.13
Conducted Power (Watts)	0.2080	0.2075	0.2065	0.2084	0.2065	0.2075	0.2075	0.2084	0.2056
EIRP(dBm)	23.68	23.67	23.65	23.69	23.65	23.67	23.67	23.69	23.63
EIRP(Watts)	0.2333	0.2328	0.2317	0.2339	0.2317	0.2328	0.2328	0.2339	0.2307



LTE Band 5 (G _T - L _C = -2.0 dB) QPSK									
Bandwidth	1.4M			3M			5M		
Channel	20407	20525	20643	20415	20525	20635	20425	20525	20625
	(Low)	(Mid)	(High)	(Low)	(Mid)	(High)	(Low)	(Mid)	(High)
Frequency (MHz)	824.7	836.5	848.3	825.5	836.5	847.5	826.5	836.5	846.5
Conducted Power (dBm)	23.20	23.21	23.22	23.34	23.12	23.19	23.27	23.17	23.15
Conducted Power (Watts)	0.2089	0.2094	0.2099	0.2158	0.2051	0.2084	0.2123	0.2075	0.2065
ERP(dBm)	19.05	19.06	19.07	19.19	18.97	19.04	19.12	19.02	19.00
ERP(Watts)	0.0804	0.0805	0.0807	0.0830	0.0789	0.0802	0.0817	0.0798	0.0794

LTE Band 5 (G _T - L _C = -2.0 dB) QPSK			
Bandwidth	10M		
Channel	20450	20525	20600
	(Low)	(Mid)	(High)
Frequency (MHz)	829	836.5	844
Conducted Power (dBm)	23.57	23.55	23.51
Conducted Power (Watts)	0.2275	0.2265	0.2244
ERP(dBm)	19.42	19.40	19.36
ERP(Watts)	0.0875	0.0871	0.0863



LTE Band 5 (G _T - L _C = -2.0 dB) 16QAM									
Bandwidth	1.4M			3M			5M		
Channel	20407	20525	20643	20415	20525	20635	20425	20525	20625
	(Low)	(Mid)	(High)	(Low)	(Mid)	(High)	(Low)	(Mid)	(High)
Frequency	824.7	836.5	848.3	825.5	836.5	847.5	826.5	836.5	846.5
(MHz)									
Conducted Power (dBm)	22.80	22.43	22.64	22.75	22.48	22.48	22.70	22.39	22.48
Conducted Power (Watts)	0.1905	0.1750	0.1837	0.1884	0.1770	0.1770	0.1862	0.1734	0.1770
ERP(dBm)	18.65	18.28	18.49	18.60	18.33	18.33	18.55	18.24	18.33
ERP(Watts)	0.0733	0.0673	0.0706	0.0724	0.0681	0.0681	0.0716	0.0667	0.0681

LTE Band 5 (G _T - L _C = -2.0 dB) 16QAM			
Bandwidth	10M		
Channel	20450	20525	20600
	(Low)	(Mid)	(High)
Frequency	829	836.5	844
(MHz)			
Conducted Power (dBm)	22.83	22.85	22.55
Conducted Power (Watts)	0.1919	0.1928	0.1799
ERP(dBm)	18.68	18.70	18.40
ERP(Watts)	0.0738	0.0741	0.0692



LTE Band 5 (G _T - L _C = -2.0 dB) 64QAM									
Bandwidth	1.4M			3M			5M		
Channel	20407	20525	20643	20415	20525	20635	20425	20525	20625
	(Low)	(Mid)	(High)	(Low)	(Mid)	(High)	(Low)	(Mid)	(High)
Frequency	824.7	836.5	848.3	825.5	836.5	847.5	826.5	836.5	846.5
(MHz)									
Conducted Power (dBm)	23.51	23.56	23.57	23.51	23.53	23.56	23.53	23.57	23.58
Conducted Power (Watts)	0.2244	0.2270	0.2275	0.2244	0.2254	0.2270	0.2254	0.2275	0.2280
ERP(dBm)	19.36	19.41	19.42	19.36	19.38	19.41	19.38	19.42	19.43
ERP(Watts)	0.0863	0.0873	0.0875	0.0863	0.0867	0.0873	0.0867	0.0875	0.0877

LTE Band 5 (G _T - L _C = -2.0 dB) 64QAM			
Bandwidth	10M		
Channel	20450	20525	20600
	(Low)	(Mid)	(High)
Frequency	829	836.5	844
(MHz)			
Conducted Power (dBm)	23.54	23.58	23.49
Conducted Power (Watts)	0.2259	0.2280	0.2234
ERP(dBm)	19.39	19.43	19.34
ERP(Watts)	0.0869	0.0877	0.0859



LTE Band 7 ($G_T - L_C = 0.5$ dB) QPSK			
Bandwidth	5M		
Channel	20775	21100	21425
	(Low)	(Mid)	(High)
Frequency	2502.5	2535	2567.5
(MHz)			
Conducted Power (dBm)	22.92	22.93	23.15
Conducted Power (Watts)	0.1959	0.1963	0.2065
EIRP(dBm)	23.42	23.43	23.65
EIRP(Watts)	0.2198	0.2203	0.2317

LTE Band 7 ($G_T - L_C = 0.5$ dB) QPSK									
Bandwidth	10M			15M			20M		
Channel	20800	21100	21400	20825	21100	21375	20850	21100	21350
	(Low)	(Mid)	(High)	(Low)	(Mid)	(High)	(Low)	(Mid)	(High)
Frequency	2505	2535	2565	2507.5	2535	2562.5	2510	2535	2560
(MHz)									
Conducted Power (dBm)	23.06	23.11	23.22	23.10	23.12	23.17	23.25	23.33	23.40
Conducted Power (Watts)	0.2023	0.2046	0.2099	0.2042	0.2051	0.2075	0.2113	0.2153	0.2188
EIRP(dBm)	23.56	23.61	23.72	23.60	23.62	23.67	23.75	23.83	23.90
EIRP(Watts)	0.2270	0.2296	0.2355	0.2291	0.2301	0.2328	0.2371	0.2415	0.2455



LTE Band 7 (G _T - L _C = 0.5 dB) 16QAM			
Bandwidth	5M		
Channel	20775	21100	21425
	(Low)	(Mid)	(High)
Frequency	2502.5	2535	2567.5
(MHz)			
Conducted Power (dBm)	22.46	22.28	22.44
Conducted Power (Watts)	0.1762	0.1690	0.1754
EIRP(dBm)	22.96	22.78	22.94
EIRP(Watts)	0.1977	0.1897	0.1968

LTE Band 7 (G _T - L _C = 0.5 dB) 16QAM									
Bandwidth	10M			15M			20M		
Channel	20800	21100	21400	20825	21100	21375	20850	21100	21350
	(Low)	(Mid)	(High)	(Low)	(Mid)	(High)	(Low)	(Mid)	(High)
Frequency	2505	2535	2565	2507.5	2535	2562.5	2510	2535	2560
(MHz)									
Conducted Power (dBm)	22.32	22.44	22.46	22.10	22.16	22.29	22.16	22.24	22.28
Conducted Power (Watts)	0.1706	0.1754	0.1762	0.1622	0.1644	0.1694	0.1644	0.1675	0.1690
EIRP(dBm)	22.82	22.94	22.96	22.60	22.66	22.79	22.66	22.74	22.78
EIRP(Watts)	0.1914	0.1968	0.1977	0.1820	0.1845	0.1901	0.1845	0.1879	0.1897



LTE Band 7 (G _T - L _C = 0.5 dB) 64QAM			
Bandwidth	5M		
Channel	20775	21100	21425
	(Low)	(Mid)	(High)
Frequency	2502.5	2535	2567.5
(MHz)			
Conducted Power (dBm)	23.33	23.38	23.35
Conducted Power (Watts)	0.2153	0.2178	0.2163
EIRP(dBm)	23.83	23.88	23.85
EIRP(Watts)	0.2415	0.2443	0.2427

LTE Band 7 (G _T - L _C = 0.5 dB) 64QAM									
Bandwidth	10M			15M			20M		
Channel	20800	21100	21400	20825	21100	21375	20850	21100	21350
	(Low)	(Mid)	(High)	(Low)	(Mid)	(High)	(Low)	(Mid)	(High)
Frequency	2505	2535	2565	2507.5	2535	2562.5	2510	2535	2560
(MHz)									
Conducted Power (dBm)	23.38	23.36	23.28	23.27	23.39	23.39	23.32	23.37	23.39
Conducted Power (Watts)	0.2178	0.2168	0.2128	0.2123	0.2183	0.2183	0.2148	0.2173	0.2183
EIRP(dBm)	23.88	23.86	23.78	23.77	23.89	23.89	23.82	23.87	23.89
EIRP(Watts)	0.2443	0.2432	0.2388	0.2382	0.2449	0.2449	0.2410	0.2438	0.2449



LTE Band 12 (G _T - L _C = -1.5 dB) QPSK									
Bandwidth	1.4M			3M			5M		
Channel	23017	23095	23173	23025	23095	23165	23035	23095	23155
	(Low)	(Mid)	(High)	(Low)	(Mid)	(High)	(Low)	(Mid)	(High)
Frequency (MHz)	699.7	707.5	715.3	700.5	707.5	714.5	701.5	707.5	713.5
Conducted Power (dBm)	23.38	23.34	23.63	23.49	23.36	23.61	23.48	23.42	23.52
Conducted Power (Watts)	0.2178	0.2158	0.2307	0.2234	0.2168	0.2296	0.2228	0.2198	0.2249
ERP(dBm)	19.73	19.69	19.98	19.84	19.71	19.96	19.83	19.77	19.87
ERP(Watts)	0.0940	0.0931	0.0995	0.0964	0.0935	0.0991	0.0962	0.0948	0.0971

LTE Band 12 (G _T - L _C = -1.5 dB) QPSK			
Bandwidth	10M		
Channel	23060	23095	23130
	(Low)	(Mid)	(High)
Frequency (MHz)	704	707.5	711
Conducted Power (dBm)	23.70	23.86	23.65
Conducted Power (Watts)	0.2344	0.2432	0.2317
ERP(dBm)	20.05	20.21	20.00
ERP(Watts)	0.1012	0.1050	0.1000



LTE Band 12 (G _T - L _C = -1.5 dB) 16QAM									
Bandwidth	1.4M			3M			5M		
Channel	23017	23095	23173	23025	23095	23165	23035	23095	23155
	(Low)	(Mid)	(High)	(Low)	(Mid)	(High)	(Low)	(Mid)	(High)
Frequency (MHz)	699.7	707.5	715.3	700.5	707.5	714.5	701.5	707.5	713.5
Conducted Power (dBm)	22.89	22.65	22.78	22.70	22.62	22.79	22.75	22.68	22.85
Conducted Power (Watts)	0.1945	0.1841	0.1897	0.1862	0.1828	0.1901	0.1884	0.1854	0.1928
ERP(dBm)	19.24	19.00	19.13	19.05	18.97	19.14	19.10	19.03	19.20
ERP(Watts)	0.0839	0.0794	0.0818	0.0804	0.0789	0.0820	0.0813	0.0800	0.0832

LTE Band 12 (G _T - L _C = -1.5 dB) 16QAM			
Bandwidth	10M		
Channel	23060	23095	23130
	(Low)	(Mid)	(High)
Frequency (MHz)	704	707.5	711
Conducted Power (dBm)	22.95	22.97	22.94
Conducted Power (Watts)	0.1972	0.1982	0.1968
ERP(dBm)	19.30	19.32	19.29
ERP(Watts)	0.0851	0.0855	0.0849



LTE Band 12 (G _T - L _C = -1.5 dB) 64QAM									
Bandwidth	1.4M			3M			5M		
Channel	23017	23095	23173	23025	23095	23165	23035	23095	23155
	(Low)	(Mid)	(High)	(Low)	(Mid)	(High)	(Low)	(Mid)	(High)
Frequency (MHz)	699.7	707.5	715.3	700.5	707.5	714.5	701.5	707.5	713.5
Conducted Power (dBm)	23.74	23.81	23.75	23.80	23.85	23.81	23.80	23.84	23.81
Conducted Power (Watts)	0.2366	0.2404	0.2371	0.2399	0.2427	0.2404	0.2399	0.2421	0.2404
ERP(dBm)	20.09	20.16	20.10	20.15	20.20	20.16	20.15	20.19	20.16
ERP(Watts)	0.1021	0.1038	0.1023	0.1035	0.1047	0.1038	0.1035	0.1045	0.1038

LTE Band 12 (G _T - L _C = -1.5 dB) 64QAM			
Bandwidth	10M		
Channel	23060	23095	23130
	(Low)	(Mid)	(High)
Frequency (MHz)	704	707.5	711
Conducted Power (dBm)	23.74	23.77	23.82
Conducted Power (Watts)	0.2366	0.2382	0.2410
ERP(dBm)	20.09	20.12	20.17
ERP(Watts)	0.1021	0.1028	0.1040



LTE Band 13 (G _T - L _C = -1.5 dB) QPSK						
Bandwidth	5M			10M		
Channel	23205	23230	23255	-	23230	-
	(Low)	(Mid)	(High)		(Mid)	
Frequency	779.5	782	784.5	-	782	-
(MHz)						
Conducted Power (dBm)	23.87	23.91	24.06	-	24.07	-
Conducted Power (Watts)	0.2438	0.2460	0.2547	-	0.2553	-
ERP(dBm)	20.22	20.26	20.41	-	20.42	-
ERP(Watts)	0.1052	0.1062	0.1099	-	0.1102	-

LTE Band 13 (G _T - L _C = -1.5 dB) 16QAM						
Bandwidth	5M			10M		
Channel	23205	23230	23255	-	23230	-
	(Low)	(Mid)	(High)		(Mid)	
Frequency	779.5	782	784.5	-	782	-
(MHz)						
Conducted Power (dBm)	23.07	23.36	22.93	-	23.32	-
Conducted Power (Watts)	0.2028	0.2168	0.1963	-	0.2148	-
ERP(dBm)	19.42	19.71	19.28	-	19.67	-
ERP(Watts)	0.0875	0.0935	0.0847	-	0.0927	-

LTE Band 13 (G _T - L _C = -1.5 dB) 64QAM						
Bandwidth	5M			10M		
Channel	23205	23230	23255	-	23230	-
	(Low)	(Mid)	(High)		(Mid)	
Frequency	779.5	782	784.5	-	782	-
(MHz)						
Conducted Power (dBm)	24.03	24.05	24.01	-	24.05	-
Conducted Power (Watts)	0.2529	0.2541	0.2518	-	0.2541	-
ERP(dBm)	20.38	20.40	20.36	-	20.40	-
ERP(Watts)	0.1091	0.1096	0.1086	-	0.1096	-



LTE Band 17 (G _T - L _C = -1.5 dB) QPSK						
Bandwidth	5M			10M		
Channel	23755	23790	23825	23780	23790	23800
	(Low)	(Mid)	(High)	(Low)	(Mid)	(High)
Frequency	706.5	710	713.5	709	710	711
(MHz)						
Conducted Power (dBm)	23.47	23.49	23.43	23.69	23.78	23.65
Conducted Power (Watts)	0.2223	0.2234	0.2203	0.2339	0.2388	0.2317
ERP(dBm)	19.82	19.84	19.78	20.04	20.13	20.00
ERP(Watts)	0.0959	0.0964	0.0951	0.1009	0.1030	0.1000

LTE Band 17 (G _T - L _C = -1.5 dB) 16QAM						
Bandwidth	5M			10M		
Channel	23755	23790	23825	23780	23790	23800
	(Low)	(Mid)	(High)	(Low)	(Mid)	(High)
Frequency	706.5	710	713.5	709	710	711
(MHz)						
Conducted Power (dBm)	22.72	22.73	22.58	22.94	22.96	22.77
Conducted Power (Watts)	0.1871	0.1875	0.1811	0.1968	0.1977	0.1892
ERP(dBm)	19.07	19.08	18.93	19.29	19.31	19.12
ERP(Watts)	0.0807	0.0809	0.0782	0.0849	0.0853	0.0817

LTE Band 17 (G _T - L _C = -1.5 dB) 64QAM						
Bandwidth	5M			10M		
Channel	23755	23790	23825	23780	23790	23800
	(Low)	(Mid)	(High)	(Low)	(Mid)	(High)
Frequency	706.5	710	713.5	709	710	711
(MHz)						
Conducted Power (dBm)	23.72	23.77	23.64	23.68	23.74	23.77
Conducted Power (Watts)	0.2355	0.2382	0.2312	0.2333	0.2366	0.2382
ERP(dBm)	20.07	20.12	19.99	20.03	20.09	20.12
ERP(Watts)	0.1016	0.1028	0.0998	0.1007	0.1021	0.1028



LTE Band 25 (G _T - L _C = 0 dB) QPSK									
Bandwidth	1.4M			3M			5M		
Channel	26407	26340	26683	26055	26340	26675	26065	26340	26665
	(Low)	(Mid)	(High)	(Low)	(Mid)	(High)	(Low)	(Mid)	(High)
Frequency	1850.7	1880	1914.3	1851.5	1880	1913.5	1852.5	1880	1912.5
(MHz)									
Conducted Power (dBm)	23.12	23.16	23.31	23.23	23.26	23.27	23.29	23.36	23.17
Conducted Power (Watts)	0.2051	0.2070	0.2143	0.2104	0.2118	0.2123	0.2133	0.2168	0.2075
EIRP(dBm)	23.12	23.16	23.31	23.23	23.26	23.27	23.29	23.36	23.17
EIRP(Watts)	0.2051	0.2070	0.2143	0.2104	0.2118	0.2123	0.2133	0.2168	0.2075

LTE Band 25 (G _T - L _C = 0 dB) QPSK									
Bandwidth	10M			15M			20M		
Channel	26090	26340	26640	26115	26340	26615	26140	26340	26590
	(Low)	(Mid)	(High)	(Low)	(Mid)	(High)	(Low)	(Mid)	(High)
Frequency	1855	1880	1910	1857.5	1880	1907.5	1860	1880	1905
(MHz)									
Conducted Power (dBm)	23.45	23.40	23.47	23.24	23.40	23.26	23.49	23.66	23.46
Conducted Power (Watts)	0.2213	0.2188	0.2223	0.2109	0.2188	0.2118	0.2234	0.2323	0.2218
EIRP(dBm)	23.45	23.40	23.47	23.24	23.40	23.26	23.49	23.66	23.46
EIRP(Watts)	0.2213	0.2188	0.2223	0.2109	0.2188	0.2118	0.2234	0.2323	0.2218



LTE Band 25 (G _T - L _C = 0 dB) 16QAM									
Bandwidth	1.4M			3M			5M		
Channel	26407	26340	26683	26055	26340	26675	26065	26340	26665
	(Low)	(Mid)	(High)	(Low)	(Mid)	(High)	(Low)	(Mid)	(High)
Frequency	1850.7	1880	1914.3	1851.5	1880	1913.5	1852.5	1880	1912.5
(MHz)									
Conducted Power (dBm)	22.89	22.69	22.98	22.71	22.86	22.65	22.58	22.51	22.77
Conducted Power (Watts)	0.1945	0.1858	0.1986	0.1866	0.1932	0.1841	0.1811	0.1782	0.1892
EIRP(dBm)	22.89	22.69	22.98	22.71	22.86	22.65	22.58	22.51	22.77
EIRP(Watts)	0.1945	0.1858	0.1986	0.1866	0.1932	0.1841	0.1811	0.1782	0.1892

LTE Band 25 (G _T - L _C = 0 dB) 16QAM									
Bandwidth	10M			15M			20M		
Channel	26090	26340	26640	26115	26340	26615	26140	26340	26590
	(Low)	(Mid)	(High)	(Low)	(Mid)	(High)	(Low)	(Mid)	(High)
Frequency	1855	1880	1910	1857.5	1880	1907.5	1860	1880	1905
(MHz)									
Conducted Power (dBm)	22.67	22.92	22.86	22.48	22.54	22.73	22.61	22.50	22.69
Conducted Power (Watts)	0.1849	0.1959	0.1932	0.1770	0.1795	0.1875	0.1824	0.1778	0.1858
EIRP(dBm)	22.67	22.92	22.86	22.48	22.54	22.73	22.61	22.50	22.69
EIRP(Watts)	0.1849	0.1959	0.1932	0.1770	0.1795	0.1875	0.1824	0.1778	0.1858



LTE Band 25 (G _T - L _C = 0 dB) 64QAM									
Bandwidth	1.4M			3M			5M		
Channel	26407	26340	26683	26055	26340	26675	26065	26340	26665
	(Low)	(Mid)	(High)	(Low)	(Mid)	(High)	(Low)	(Mid)	(High)
Frequency	1850.7	1880	1914.3	1851.5	1880	1913.5	1852.5	1880	1912.5
(MHz)									
Conducted Power (dBm)	23.53	23.62	23.60	23.60	23.64	23.57	23.61	23.64	23.54
Conducted Power (Watts)	0.2254	0.2301	0.2291	0.2291	0.2312	0.2275	0.2296	0.2312	0.2259
EIRP(dBm)	23.53	23.62	23.60	23.60	23.64	23.57	23.61	23.64	23.54
EIRP(Watts)	0.2254	0.2301	0.2291	0.2291	0.2312	0.2275	0.2296	0.2312	0.2259

LTE Band 25 (G _T - L _C = 0 dB) 64QAM									
Bandwidth	10M			15M			20M		
Channel	26090	26340	26640	26115	26340	26615	26140	26340	26590
	(Low)	(Mid)	(High)	(Low)	(Mid)	(High)	(Low)	(Mid)	(High)
Frequency	1855	1880	1910	1857.5	1880	1907.5	1860	1880	1905
(MHz)									
Conducted Power (dBm)	23.64	23.62	23.61	23.61	23.62	23.64	23.60	23.56	23.63
Conducted Power (Watts)	0.2312	0.2301	0.2296	0.2296	0.2301	0.2312	0.2291	0.2270	0.2307
EIRP(dBm)	23.64	23.62	23.61	23.61	23.62	23.64	23.60	23.56	23.63
EIRP(Watts)	0.2312	0.2301	0.2296	0.2296	0.2301	0.2312	0.2291	0.2270	0.2307



LTE Band 26 (G _T - L _C = -2.0 dB) QPSK									
Bandwidth	1.4M			3M			5M		
Channel	26797	26915	27033	26805	26915	27025	26815	26915	27015
	(Low)	(Mid)	(High)	(Low)	(Mid)	(High)	(Low)	(Mid)	(High)
Frequency	824.7	836.5	848.3	825.5	836.5	847.5	826.5	836.5	846.5
(MHz)									
Conducted Power (dBm)	23.33	23.23	23.08	23.27	23.20	23.24	23.36	23.27	23.20
Conducted Power (Watts)	0.2153	0.2104	0.2032	0.2123	0.2089	0.2109	0.2168	0.2123	0.2089
ERP(dBm)	19.18	19.08	18.93	19.12	19.05	19.09	19.21	19.12	19.05
ERP(Watts)	0.0828	0.0809	0.0782	0.0817	0.0804	0.0811	0.0834	0.0817	0.0804

LTE Band 26 (G _T - L _C = -2.0 dB) QPSK							
Bandwidth	10M			15M			15M
Channel	26840	26915	26990	26865	26915	26965	26765
	(Low)	(Mid)	(High)	(Low)	(Mid)	(High)	(Low)
Frequency	829	836.5	844	831.5	836.5	841.5	821.5
(MHz)							
Conducted Power (dBm)	23.63	23.59	23.50	23.78	23.75	23.72	23.62
Conducted Power (Watts)	0.2307	0.2286	0.2239	0.2388	0.2371	0.2355	0.2301
ERP(dBm)	19.48	19.44	19.35	19.63	19.60	19.57	19.47
ERP(Watts)	0.0887	0.0879	0.0861	0.0918	0.0912	0.0906	0.0885



LTE Band 26 (G _T - L _C = -2.0 dB) 16QAM									
Bandwidth	1.4M			3M			5M		
Channel	26797	26915	27033	26805	26915	27025	26815	26915	27015
	(Low)	(Mid)	(High)	(Low)	(Mid)	(High)	(Low)	(Mid)	(High)
Frequency	824.7	836.5	848.3	825.5	836.5	847.5	826.5	836.5	846.5
(MHz)									
Conducted Power (dBm)	22.57	22.45	22.43	22.62	22.42	22.46	22.63	22.36	22.52
Conducted Power (Watts)	0.1807	0.1758	0.1750	0.1828	0.1746	0.1762	0.1832	0.1722	0.1786
ERP(dBm)	18.42	18.30	18.28	18.47	18.27	18.31	18.48	18.21	18.37
ERP(Watts)	0.0695	0.0676	0.0673	0.0703	0.0671	0.0678	0.0705	0.0662	0.0687

LTE Band 26 (G _T - L _C = -2.0 dB) 16QAM							
Bandwidth	10M			15M			15M
Channel	26840	26915	26990	26865	26915	26965	26765
	(Low)	(Mid)	(High)	(Low)	(Mid)	(High)	(Low)
Frequency	829	836.5	844	831.5	836.5	841.5	821.5
(MHz)							
Conducted Power (dBm)	22.90	22.69	22.68	22.85	22.82	22.87	22.71
Conducted Power (Watts)	0.1950	0.1858	0.1854	0.1928	0.1914	0.1936	0.1866
ERP(dBm)	18.75	18.54	18.53	18.70	18.67	18.72	18.56
ERP(Watts)	0.0750	0.0714	0.0713	0.0741	0.0736	0.0745	0.0718



LTE Band 26 (G _T - L _C = -2.0 dB) 64QAM									
Bandwidth	1.4M			3M			5M		
Channel	26797	26915	27033	26805	26915	27025	26815	26915	27015
	(Low)	(Mid)	(High)	(Low)	(Mid)	(High)	(Low)	(Mid)	(High)
Frequency	824.7	836.5	848.3	825.5	836.5	847.5	826.5	836.5	846.5
(MHz)									
Conducted Power (dBm)	23.71	23.60	23.62	23.70	23.69	23.60	23.63	23.71	23.67
Conducted Power (Watts)	0.2350	0.2291	0.2301	0.2344	0.2339	0.2291	0.2307	0.2350	0.2328
ERP(dBm)	19.56	19.45	19.47	19.55	19.54	19.45	19.48	19.56	19.52
ERP(Watts)	0.0904	0.0881	0.0885	0.0902	0.0899	0.0881	0.0887	0.0904	0.0895

LTE Band 26 (G _T - L _C = -2.0 dB) 64QAM							
Bandwidth	10M			15M			15M
Channel	26840	26915	26990	26865	26915	26965	26765
	(Low)	(Mid)	(High)	(Low)	(Mid)	(High)	(Low)
Frequency	829	836.5	844	831.5	836.5	841.5	821.5
(MHz)							
Conducted Power (dBm)	23.64	23.67	23.70	23.64	23.72	23.69	23.62
Conducted Power (Watts)	0.2312	0.2328	0.2344	0.2312	0.2355	0.2339	0.2301
ERP(dBm)	19.49	19.52	19.55	19.49	19.57	19.54	19.47
ERP(Watts)	0.0889	0.0895	0.0902	0.0889	0.0906	0.0899	0.0885



LTE Band 38 (G _T - L _C = 0.5 dB) QPSK			
Bandwidth	5M		
Channel	37775	38000	38225
	(Low)	(Mid)	(High)
Frequency	2572.5	2595	2617.5
(MHz)			
Conducted Power (dBm)	22.92	23.01	23.05
Conducted Power (Watts)	0.1959	0.2000	0.2018
EIRP(dBm)	23.42	23.51	23.55
EIRP(Watts)	0.2198	0.2244	0.2265

LTE Band 38 (G _T - L _C = 0.5 dB) QPSK									
Bandwidth	10M			15M			20M		
Channel	37800	38000	38200	37825	38000	38175	37850	38000	38150
	(Low)	(Mid)	(High)	(Low)	(Mid)	(High)	(Low)	(Mid)	(Mid)
Frequency	2575	2595	2615	2577.5	2595	2612.5	2580	2595	2610
(MHz)									
Conducted Power (dBm)	22.91	23.07	23.11	23.01	23.14	23.04	23.10	23.13	23.15
Conducted Power (Watts)	0.1954	0.2028	0.2046	0.2000	0.2061	0.2014	0.2042	0.2056	0.2065
EIRP(dBm)	23.41	23.57	23.61	23.51	23.64	23.54	23.60	23.63	23.65
EIRP(Watts)	0.2193	0.2275	0.2296	0.2244	0.2312	0.2259	0.2291	0.2307	0.2317



LTE Band 38 (G _T - L _C = 0.5 dB) 16QAM			
Bandwidth	5M		
Channel	37775	38000	38225
	(Low)	(Mid)	(High)
Frequency	2572.5	2595	2617.5
(MHz)			
Conducted Power (dBm)	22.24	21.97	22.21
Conducted Power (Watts)	0.1675	0.1574	0.1663
EIRP(dBm)	22.74	22.47	22.71
EIRP(Watts)	0.1879	0.1766	0.1866

LTE Band 38 (G _T - L _C = 0.5 dB) 16QAM									
Bandwidth	10M			15M			20M		
Channel	37800	38000	38200	37825	38000	38175	37850	38000	38150
	(Low)	(Mid)	(High)	(Low)	(Mid)	(High)	(Low)	(Mid)	(Mid)
Frequency	2575	2595	2615	2577.5	2595	2612.5	2580	2595	2610
(MHz)									
Conducted Power (dBm)	22.18	22.42	22.15	21.89	22.16	22.20	22.37	22.10	22.21
Conducted Power (Watts)	0.1652	0.1746	0.1641	0.1545	0.1644	0.1660	0.1726	0.1622	0.1663
EIRP(dBm)	22.68	22.92	22.65	22.39	22.66	22.70	22.87	22.60	22.71
EIRP(Watts)	0.1854	0.1959	0.1841	0.1734	0.1845	0.1862	0.1936	0.1820	0.1866



LTE Band 38 (G _T - L _C = 0.5 dB) 64QAM			
Bandwidth	5M		
Channel	37775	38000	38225
	(Low)	(Mid)	(High)
Frequency	2572.5	2595	2617.5
(MHz)			
Conducted Power (dBm)	23.14	23.11	23.13
Conducted Power (Watts)	0.2061	0.2046	0.2056
EIRP(dBm)	23.64	23.61	23.63
EIRP(Watts)	0.2312	0.2296	0.2307

LTE Band 38 (G _T - L _C = 0.5 dB) 64QAM									
Bandwidth	10M			15M			20M		
Channel	37800	38000	38200	37825	38000	38175	37850	38000	38150
	(Low)	(Mid)	(High)	(Low)	(Mid)	(High)	(Low)	(Mid)	(Mid)
Frequency	2575	2595	2615	2577.5	2595	2612.5	2580	2595	2610
(MHz)									
Conducted Power (dBm)	23.02	23.12	22.91	23.09	23.14	22.99	23.14	23.13	23.06
Conducted Power (Watts)	0.2004	0.2051	0.1954	0.2037	0.2061	0.1991	0.2061	0.2056	0.2023
EIRP(dBm)	23.52	23.62	23.41	23.59	23.64	23.49	23.64	23.63	23.56
EIRP(Watts)	0.2249	0.2301	0.2193	0.2286	0.2312	0.2234	0.2312	0.2307	0.2270



LTE Band 41 (G _T - L _C = 0.5 dB) QPSK									
Bandwidth	5M			10M			15M		
Channel	39675	40620	41565	39700	40620	41540	39725	40620	41515
	(Low)	(Mid)	(High)	(Low)	(Mid)	(High)	(Low)	(Mid)	(High)
Frequency	2498.5	2593	2687.5	2501	2593	2685	2503.5	2593	2682.5
(MHz)									
Conducted Power (dBm)	24.85	25.32	24.77	25.26	25.22	25.35	25.24	25.02	25.31
Conducted Power (Watts)	0.3055	0.3404	0.2999	0.3357	0.3327	0.3428	0.3342	0.3177	0.3396
EIRP(dBm)	25.35	25.82	25.27	25.76	25.72	25.85	25.74	25.52	25.81
EIRP(Watts)	0.3428	0.3819	0.3365	0.3767	0.3733	0.3846	0.3750	0.3565	0.3811

LTE Band 41 (G _T - L _C = 0.5 dB) QPSK			
Bandwidth	20M		
Channel	39750	40620	41490
	(Low)	(Mid)	(High)
Frequency	2506	2593	2680
(MHz)			
Conducted Power (dBm)	25.38	25.20	24.97
Conducted Power (Watts)	0.3451	0.3311	0.3141
EIRP(dBm)	25.88	25.70	25.47
EIRP(Watts)	0.3873	0.3715	0.3524



LTE Band 41 (G _T - L _C = 0.5 dB) 16QAM									
Bandwidth	5M			10M			15M		
Channel	39675	40620	41565	39700	40620	41540	39725	40620	41515
	(Low)	(Mid)	(High)	(Low)	(Mid)	(High)	(Low)	(Mid)	(High)
Frequency	2498.5	2593	2687.5	2501	2593	2685	2503.5	2593	2682.5
(MHz)									
Conducted Power (dBm)	24.28	24.34	24.49	23.43	24.49	24.49	24.15	24.46	24.24
Conducted Power (Watts)	0.2679	0.2716	0.2812	0.2203	0.2812	0.2812	0.2600	0.2793	0.2655
EIRP(dBm)	24.78	24.84	24.99	23.93	24.99	24.99	24.65	24.96	24.74
EIRP(Watts)	0.3006	0.3048	0.3155	0.2472	0.3155	0.3155	0.2917	0.3133	0.2979

LTE Band 41 (G _T - L _C = 0.5 dB) 16QAM			
Bandwidth	20M		
Channel	39750	40620	41490
	(Low)	(Mid)	(High)
Frequency	2506	2593	2680
(MHz)			
Conducted Power (dBm)	24.41	24.29	23.20
Conducted Power (Watts)	0.2761	0.2685	0.2089
EIRP(dBm)	24.91	24.79	23.70
EIRP(Watts)	0.3097	0.3013	0.2344



LTE Band 41 (G _T - L _C = 0.5 dB) 64QAM									
Bandwidth	5M			10M			15M		
Channel	39675	40620	41565	39700	40620	41540	39725	40620	41515
	(Low)	(Mid)	(High)	(Low)	(Mid)	(High)	(Low)	(Mid)	(High)
Frequency	2498.5	2593	2687.5	2501	2593	2685	2503.5	2593	2682.5
(MHz)									
Conducted Power (dBm)	25.20	25.08	25.16	25.14	25.28	25.03	25.02	25.27	25.07
Conducted Power (Watts)	0.3311	0.3221	0.3281	0.3266	0.3373	0.3184	0.3177	0.3365	0.3214
EIRP(dBm)	25.70	25.58	25.66	25.64	25.78	25.53	25.52	25.77	25.57
EIRP(Watts)	0.3715	0.3614	0.3681	0.3664	0.3784	0.3573	0.3565	0.3776	0.3606

LTE Band 41 (G _T - L _C = 0.5 dB) 64QAM			
Bandwidth	20M		
Channel	39750	40620	41490
	(Low)	(Mid)	(High)
Frequency	2506	2593	2680
(MHz)			
Conducted Power (dBm)	25.17	25.30	25.20
Conducted Power (Watts)	0.3289	0.3388	0.3311
EIRP(dBm)	25.67	25.80	25.70
EIRP(Watts)	0.3690	0.3802	0.3715



LTE Band 41 CA (G _T - L _C = 0.5 dB) QPSK									
Bandwidth	15M + 15M			5M + 20M			20M + 5M		
Channel PCC	39725	40545	41365	39683	40528	41373	39750	40595	41440
	(Low)	(Mid)	(High)	(Low)	(Mid)	(High)	(Low)	(Mid)	(High)
Channel SCC	39875	40695	41515	39800	40645	41490	39867	40712	41557
	(Low)	(Mid)	(High)	(Low)	(Mid)	(High)	(Low)	(Mid)	(High)
Conducted Power (dBm)	23.74	23.79	23.73	23.79	23.67	23.68	23.76	23.88	23.83
Conducted Power (Watts)	0.2366	0.2393	0.2360	0.2393	0.2328	0.2333	0.2377	0.2443	0.2415
EIRP(dBm)	24.24	24.29	24.23	24.29	24.17	24.18	24.26	24.38	24.33
EIRP(Watts)	0.2655	0.2685	0.2649	0.2685	0.2612	0.2618	0.2667	0.2742	0.2710

LTE Band 41 CA (G _T - L _C = 0.5 dB) QPSK									
Bandwidth	10M + 20M			20M + 10M			15M + 20M		
Channel PCC	39705	40526	41346	39750	40571	41391	39728	40523	41319
	(Low)	(Mid)	(High)	(Low)	(Mid)	(High)	(Low)	(Mid)	(High)
Channel SCC	39849	40670	41490	39894	40715	41535	39899	40694	41490
	(Low)	(Mid)	(High)	(Low)	(Mid)	(High)	(Low)	(Mid)	(High)
Conducted Power (dBm)	23.77	23.71	23.74	23.87	23.83	23.90	23.92	23.73	23.84
Conducted Power (Watts)	0.2382	0.2350	0.2366	0.2438	0.2415	0.2455	0.2466	0.2360	0.2421
EIRP(dBm)	24.27	24.21	24.24	24.37	24.33	24.40	24.42	24.23	24.34
EIRP(Watts)	0.2673	0.2636	0.2655	0.2735	0.2710	0.2754	0.2767	0.2649	0.2716

LTE Band 41 CA (G _T - L _C = 0.5 dB) QPSK						
Bandwidth	20M+15M			20M+20M		
Channel PCC	39750	40546	41341	39750	40521	41292
	(Low)	(Mid)	(High)	(Low)	(Mid)	(High)
Channel SCC	39921	40717	41512	39948	40719	41490
	(Low)	(Mid)	(High)	(Low)	(Mid)	(High)
Conducted Power (dBm)	23.87	23.87	23.81	23.97	23.92	23.88
Conducted Power (Watts)	0.2438	0.2438	0.2404	0.2495	0.2466	0.2443
EIRP(dBm)	24.37	24.37	24.31	24.47	24.42	24.38
EIRP(Watts)	0.2735	0.2735	0.2698	0.2799	0.2767	0.2742



LTE Band 41 CA (G _T - L _C = 0.5 dB) 16QAM									
Bandwidth	15M + 15M			5M + 20M			20M + 5M		
Channel PCC	39725	40545	41365	39683	40528	41373	39750	40595	41440
	(Low)	(Mid)	(High)	(Low)	(Mid)	(High)	(Low)	(Mid)	(High)
Channel SCC	39875	40695	41515	39800	40645	41490	39867	40712	41557
	(Low)	(Mid)	(High)	(Low)	(Mid)	(High)	(Low)	(Mid)	(High)
Conducted Power (dBm)	23.78	23.59	23.46	23.91	23.64	23.53	23.46	23.84	23.86
Conducted Power (Watts)	0.2388	0.2286	0.2218	0.2460	0.2312	0.2254	0.2218	0.2421	0.2432
EIRP(dBm)	24.28	24.09	23.96	24.41	24.14	24.03	23.96	24.34	24.36
EIRP(Watts)	0.2679	0.2564	0.2489	0.2761	0.2594	0.2529	0.2489	0.2716	0.2729

LTE Band 41 CA (G _T - L _C = 0.5 dB) 16QAM									
Bandwidth	10M + 20M			20M + 10M			15M + 20M		
Channel PCC	39705	40526	41346	39750	40571	41391	39728	40523	41319
	(Low)	(Mid)	(High)	(Low)	(Mid)	(High)	(Low)	(Mid)	(High)
Channel SCC	39849	40670	41490	39894	40715	41535	39899	40694	41490
	(Low)	(Mid)	(High)	(Low)	(Mid)	(High)	(Low)	(Mid)	(High)
Conducted Power (dBm)	23.53	23.27	23.59	23.34	23.31	23.53	23.71	23.54	23.36
Conducted Power (Watts)	0.2254	0.2123	0.2286	0.2158	0.2143	0.2254	0.2350	0.2259	0.2168
EIRP(dBm)	24.03	23.77	24.09	23.84	23.81	24.03	24.21	24.04	23.86
EIRP(Watts)	0.2529	0.2382	0.2564	0.2421	0.2404	0.2529	0.2636	0.2535	0.2432

LTE Band 41 CA (G _T - L _C = 0.5 dB) 16QAM						
Bandwidth	20M+15M			20M+20M		
Channel PCC	39750	40546	41341	39750	40521	41292
	(Low)	(Mid)	(High)	(Low)	(Mid)	(High)
Channel SCC	39921	40717	41512	39948	40719	41490
	(Low)	(Mid)	(High)	(Low)	(Mid)	(High)
Conducted Power (dBm)	23.42	23.15	23.78	23.92	23.92	23.85
Conducted Power (Watts)	0.2198	0.2065	0.2388	0.2466	0.2466	0.2427
EIRP(dBm)	23.92	23.65	24.28	24.42	24.42	24.35
EIRP(Watts)	0.2466	0.2317	0.2679	0.2767	0.2767	0.2723



LTE Band 41 CA (G _T - L _C = 0.5 dB) 64QAM									
Bandwidth	15M + 15M			5M + 20M			20M + 5M		
Channel PCC	39725	40545	41365	39683	40528	41373	39750	40595	41440
	(Low)	(Mid)	(High)	(Low)	(Mid)	(High)	(Low)	(Mid)	(High)
Channel SCC	39875	40695	41515	39800	40645	41490	39867	40712	41557
	(Low)	(Mid)	(High)	(Low)	(Mid)	(High)	(Low)	(Mid)	(High)
Conducted Power (dBm)	22.23	21.94	20.74	21.84	21.83	21.74	21.70	21.83	21.37
Conducted Power (Watts)	0.1671	0.1563	0.1186	0.1528	0.1524	0.1493	0.1479	0.1524	0.1371
EIRP(dBm)	22.73	22.44	21.24	22.34	22.33	22.24	22.20	22.33	21.87
EIRP(Watts)	0.1875	0.1754	0.1330	0.1714	0.1710	0.1675	0.1660	0.1710	0.1538

LTE Band 41 CA (G _T - L _C = 0.5 dB) 64QAM									
Bandwidth	10M + 20M			20M + 10M			15M + 20M		
Channel PCC	39705	40526	41346	39750	40571	41391	39728	40523	41319
	(Low)	(Mid)	(High)	(Low)	(Mid)	(High)	(Low)	(Mid)	(High)
Channel SCC	39849	40670	41490	39894	40715	41535	39899	40694	41490
	(Low)	(Mid)	(High)	(Low)	(Mid)	(High)	(Low)	(Mid)	(High)
Conducted Power (dBm)	21.57	21.33	21.90	21.43	21.11	21.70	21.84	21.47	22.43
Conducted Power (Watts)	0.1435	0.1358	0.1549	0.1390	0.1291	0.1479	0.1528	0.1403	0.1750
EIRP(dBm)	22.07	21.83	22.40	21.93	21.61	22.20	22.34	21.97	22.93
EIRP(Watts)	0.1611	0.1524	0.1738	0.1560	0.1449	0.1660	0.1714	0.1574	0.1963

LTE Band 41 CA (G _T - L _C = 0.5 dB) 64QAM						
Bandwidth	20M+15M			20M+20M		
Channel PCC	39750	40546	41341	39750	40521	41292
	(Low)	(Mid)	(High)	(Low)	(Mid)	(High)
Channel SCC	39921	40717	41512	39948	40719	41490
	(Low)	(Mid)	(High)	(Low)	(Mid)	(High)
Conducted Power (dBm)	21.18	21.94	21.64	22.46	22.92	22.83
Conducted Power (Watts)	0.1312	0.1563	0.1459	0.1762	0.1959	0.1919
EIRP(dBm)	21.68	22.44	22.14	22.96	23.42	23.33
EIRP(Watts)	0.1472	0.1754	0.1637	0.1977	0.2198	0.2153



LTE Band 66 (G _T - L _C = 0.5 dB) QPSK									
Bandwidth	1.4M			3M			5M		
Channel	131979	132322	132665	131987	132322	132657	131997	132322	132647
	(Low)	(Mid)	(High)	(Low)	(Mid)	(High)	(Low)	(Mid)	(High)
Frequency	1710.7	1745	1779.3	1711.5	1745	1778.5	1712.5	1745	1777.5
(MHz)									
Conducted Power (dBm)	23.10	23.25	23.05	23.15	23.18	23.13	23.09	23.14	23.11
Conducted Power (Watts)	0.2042	0.2113	0.2018	0.2065	0.2080	0.2056	0.2037	0.2061	0.2046
EIRP(dBm)	23.60	23.75	23.55	23.65	23.68	23.63	23.59	23.64	23.61
EIRP(Watts)	0.2291	0.2371	0.2265	0.2317	0.2333	0.2307	0.2286	0.2312	0.2296

LTE Band 66 (G _T - L _C = 0.5 dB) QPSK									
Bandwidth	10M			15M			20M		
Channel	132022	132322	132622	132047	132322	132597	132072	132322	132572
	(Low)	(Mid)	(High)	(Low)	(Mid)	(High)	(Low)	(Mid)	(Mid)
Frequency	1715	1745	1775	1717.5	1745	1772.5	1720	1745	1770
(MHz)									
Conducted Power (dBm)	23.26	23.27	23.26	23.09	23.21	23.27	23.35	23.36	23.33
Conducted Power (Watts)	0.2118	0.2123	0.2118	0.2037	0.2094	0.2123	0.2163	0.2168	0.2153
EIRP(dBm)	23.76	23.77	23.76	23.59	23.71	23.77	23.85	23.86	23.83
EIRP(Watts)	0.2377	0.2382	0.2377	0.2286	0.2350	0.2382	0.2427	0.2432	0.2415



LTE Band 66 (G _T - L _C = 0.5 dB) 16QAM									
Bandwidth	1.4M			3M			5M		
Channel	131979	132322	132665	131987	132322	132657	131997	132322	132647
	(Low)	(Mid)	(High)	(Low)	(Mid)	(High)	(Low)	(Mid)	(High)
Frequency	1710.7	1745	1779.3	1711.5	1745	1778.5	1712.5	1745	1777.5
(MHz)									
Conducted Power (dBm)	22.43	22.50	22.12	22.76	22.45	22.71	22.53	22.49	22.55
Conducted Power (Watts)	0.1750	0.1778	0.1629	0.1888	0.1758	0.1866	0.1791	0.1774	0.1799
EIRP(dBm)	22.93	23.00	22.62	23.26	22.95	23.21	23.03	22.99	23.05
EIRP(Watts)	0.1963	0.1995	0.1828	0.2118	0.1972	0.2094	0.2009	0.1991	0.2018

LTE Band 66 (G _T - L _C = 0.5 dB) 16QAM									
Bandwidth	10M			15M			20M		
Channel	132022	132322	132622	132047	132322	132597	132072	132322	132572
	(Low)	(Mid)	(High)	(Low)	(Mid)	(High)	(Low)	(Mid)	(Mid)
Frequency	1715	1745	1775	1717.5	1745	1772.5	1720	1745	1770
(MHz)									
Conducted Power (dBm)	22.35	22.40	22.44	22.63	22.77	22.49	22.67	22.53	22.56
Conducted Power (Watts)	0.1718	0.1738	0.1754	0.1832	0.1892	0.1774	0.1849	0.1791	0.1803
EIRP(dBm)	22.85	22.90	22.94	23.13	23.27	22.99	23.17	23.03	23.06
EIRP(Watts)	0.1928	0.1950	0.1968	0.2056	0.2123	0.1991	0.2075	0.2009	0.2023



LTE Band 66 (G _T - L _C = 0.5 dB) 64QAM									
Bandwidth	1.4M			3M			5M		
Channel	131979	132322	132665	131987	132322	132657	131997	132322	132647
	(Low)	(Mid)	(High)	(Low)	(Mid)	(High)	(Low)	(Mid)	(High)
Frequency	1710.7	1745	1779.3	1711.5	1745	1778.5	1712.5	1745	1777.5
(MHz)									
Conducted Power (dBm)	23.25	23.34	23.31	23.26	23.30	23.34	23.31	23.25	23.24
Conducted Power (Watts)	0.2113	0.2158	0.2143	0.2118	0.2138	0.2158	0.2143	0.2113	0.2109
EIRP(dBm)	23.75	23.84	23.81	23.76	23.80	23.84	23.81	23.75	23.74
EIRP(Watts)	0.2371	0.2421	0.2404	0.2377	0.2399	0.2421	0.2404	0.2371	0.2366

LTE Band 66 (G _T - L _C = 0.5 dB) 64QAM									
Bandwidth	10M			15M			20M		
Channel	132022	132322	132622	132047	132322	132597	132072	132322	132572
	(Low)	(Mid)	(High)	(Low)	(Mid)	(High)	(Low)	(Mid)	(Mid)
Frequency	1715	1745	1775	1717.5	1745	1772.5	1720	1745	1770
(MHz)									
Conducted Power (dBm)	23.24	23.31	23.28	23.25	23.34	23.31	23.25	23.34	23.35
Conducted Power (Watts)	0.2109	0.2143	0.2128	0.2113	0.2158	0.2143	0.2113	0.2158	0.2163
EIRP(dBm)	23.74	23.81	23.78	23.75	23.84	23.81	23.75	23.84	23.85
EIRP(Watts)	0.2366	0.2404	0.2388	0.2371	0.2421	0.2404	0.2371	0.2421	0.2427



Peak-to-Average Ratio

Mode	LTE Band 2 / 20MHz				
Mod.	QPSK		16QAM		Limit: 13dB
RB Size	1RB	Full RB	1RB	Full RB	Result
Lowest CH	3.71	4.72	4.46	5.65	PASS
Middle CH	3.57	4.70	4.26	5.71	
Highest CH	3.80	4.72	4.78	5.74	
Mod.	64QAM		Limit: 13dB		
RB Size	1RB	Full RB	Result		
Lowest CH	4.26	5.19	PASS		
Middle CH	4.20	5.25			
Highest CH	4.41	5.28			

Mode	LTE Band 4 / 20MHz				
Mod.	QPSK		16QAM		Limit: 13dB
RB Size	1RB	Full RB	1RB	Full RB	Result
Lowest CH	4.93	5.04	5.42	5.97	PASS
Middle CH	4.78	5.22	5.39	6.14	
Highest CH	4.93	5.01	5.83	6.03	
Mod.	64QAM		Limit: 13dB		
RB Size	1RB	Full RB	Result		
Lowest CH	5.77	5.94	PASS		
Middle CH	5.39	6.06			
Highest CH	5.88	5.97			

Mode	LTE Band 5 / 10MHz				
Mod.	QPSK		16QAM		Limit: 13dB
RB Size	1RB	Full RB	1RB	Full RB	Result
Lowest CH	3.91	4.96	4.96	6.00	PASS
Middle CH	3.39	4.75	3.97	5.62	
Highest CH	3.65	4.99	4.61	5.91	
Mod.	64QAM		Limit: 13dB		
RB Size	1RB	Full RB	Result		
Lowest CH	4.67	5.91	PASS		
Middle CH	4.14	5.65			
Highest CH	4.43	5.97			



Mode	LTE Band 7 / 20MHz				
Mod.	QPSK		16QAM		Limit: 13dB
RB Size	1RB	Full RB	1RB	Full RB	Result
Lowest CH	3.36	4.78	4.38	5.71	PASS
Middle CH	3.65	4.96	4.23	5.88	
Highest CH	3.68	4.87	4.35	5.88	
Mod.	64QAM		Limit: 13dB		
RB Size	1RB	Full RB	Result		
Lowest CH	4.26	5.65	PASS		
Middle CH	4.43	5.83			
Highest CH	4.52	5.86			

Mode	LTE Band 12 / 10MHz				
Mod.	QPSK		16QAM		Limit: 13dB
RB Size	1RB	Full RB	1RB	Full RB	Result
Lowest CH	3.13	4.81	3.71	5.83	PASS
Middle CH	4.06	4.75	5.28	5.71	
Highest CH	4.32	4.87	4.99	5.77	
Mod.	64QAM		Limit: 13dB		
RB Size	1RB	Full RB	Result		
Lowest CH	4.41	5.68	PASS		
Middle CH	4.78	5.68			
Highest CH	4.9	5.77			

Mode	LTE Band 13 / 10MHz				
Mod.	QPSK		16QAM		Limit: 13dB
RB Size	1RB	Full RB	1RB	Full RB	Result
Lowest CH	-	-	-	-	PASS
Middle CH	4.09	5.1	5.19	5.74	
Highest CH	-	-	-	-	
Mod.	64QAM		Limit: 13dB		
RB Size	1RB	Full RB	Result		
Lowest CH	-	-	PASS		
Middle CH	4.52	5.86			
Highest CH	-	-			



Mode	LTE Band 17 / 10MHz				
Mod.	QPSK		16QAM		Limit: 13dB
RB Size	1RB	Full RB	1RB	Full RB	Result
Lowest CH	4.12	4.78	4.64	5.68	PASS
Middle CH	4.14	4.78	4.78	5.71	
Highest CH	4.03	4.72	4.72	5.68	
Mod.	64QAM		Limit: 13dB		
RB Size	1RB	Full RB	Result		
Lowest CH	4.87	5.62	PASS		
Middle CH	5.01	5.71			
Highest CH	4.81	5.68			

Mode	LTE Band 25 / 20MHz				
Mod.	QPSK		16QAM		Limit: 13dB
RB Size	1RB	Full RB	1RB	Full RB	Result
Lowest CH	4.32	4.93	5.25	5.91	PASS
Middle CH	4.03	4.87	4.58	5.83	
Highest CH	4.26	4.87	4.81	5.88	
Mod.	64QAM		Limit: 13dB		
RB Size	1RB	Full RB	Result		
Lowest CH	4.84	5.83	PASS		
Middle CH	4.72	5.83			
Highest CH	5.13	5.88			

Mode	LTE Band 26 / 15MHz				
Mod.	QPSK		16QAM		Limit: 13dB
RB Size	1RB	Full RB	1RB	Full RB	Result
Lowest CH	3.77	4.87	4.58	5.71	PASS
Middle CH	3.42	4.93	4.14	5.74	
Highest CH	3.13	5.10	4.23	6.00	
Mod.	64QAM		Limit: 13dB		
RB Size	1RB	Full RB	Result		
Lowest CH	4.72	5.65	PASS		
Middle CH	4.00	5.62			
Highest CH	3.77	5.88			



Mode	LTE Band 38 / 20MHz				
Mod.	QPSK		16QAM		Limit: 13dB
RB Size	1RB	Full RB	1RB	Full RB	Result
Lowest CH	4.78	5.04	5.74	6.38	PASS
Middle CH	4.67	5.42	5.83	6.12	
Highest CH	4.96	5.13	5.86	6.14	
Mod.	64QAM		Limit: 13dB		
RB Size	1RB	Full RB	Result		
Lowest CH	5.80	6.38	PASS		
Middle CH	5.48	6.09			
Highest CH	5.77	5.88			

Mode	LTE Band 41 / 20MHz				
Mod.	QPSK		16QAM		Limit: 13dB
RB Size	1RB	Full RB	1RB	Full RB	Result
Lowest CH	4.81	5.36	6.29	6.09	PASS
Middle CH	5.48	7.07	7.59	8.03	
Highest CH	5.45	5.04	5.22	6.75	
Mod.	64QAM		Limit: 13dB		
RB Size	1RB	Full RB	Result		
Lowest CH	5.71	7.13	PASS		
Middle CH	6.67	6.72			
Highest CH	5.54	6.78			

Mode	LTE Band 66 / 20MHz				
Mod.	QPSK		16QAM		Limit: 13dB
RB Size	1RB	Full RB	1RB	Full RB	Result
Lowest CH	4.78	4.99	5.42	6.00	PASS
Middle CH	4.96	5.19	5.94	6.17	
Highest CH	4.55	5.16	4.99	6.23	
Mod.	64QAM		Limit: 13dB		
RB Size	1RB	Full RB	Result		
Lowest CH	5.51	5.91	PASS		
Middle CH	5.48	6.00			
Highest CH	5.42	6.06			



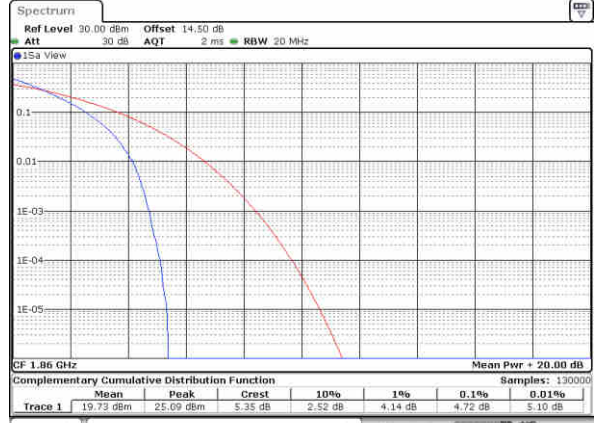
LTE Band 2 / 20MHz / QPSK

Lowest Channel / 1RB



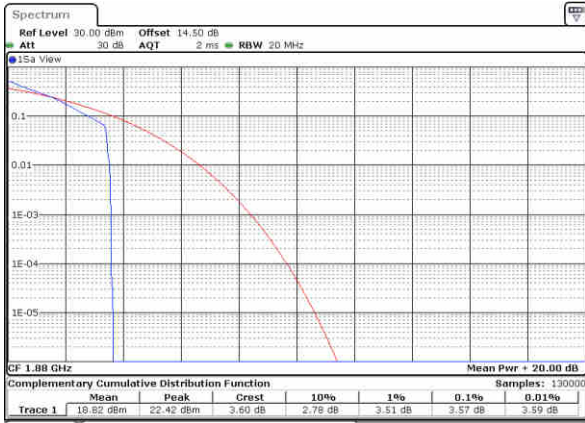
Date: 25, DEC, 2017 19:49:19

Lowest Channel / Full RB



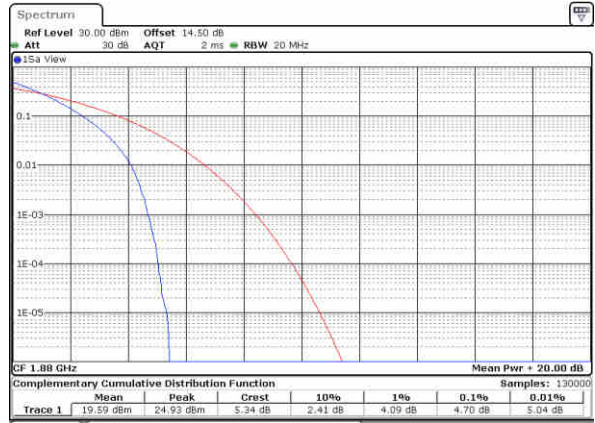
Date: 25, DEC, 2017 19:49:30

Middle Channel / 1RB



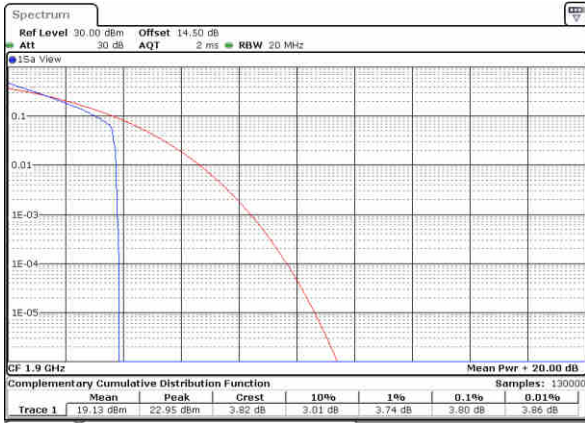
Date: 25, DEC, 2017 19:49:42

Middle Channel / Full RB



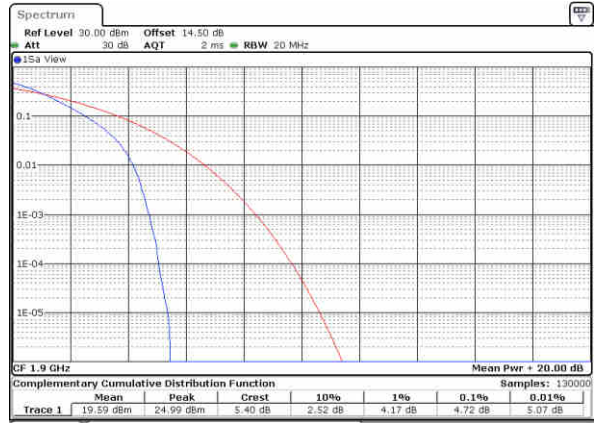
Date: 25, DEC, 2017 19:49:53

Highest Channel / 1RB



Date: 25, DEC, 2017 19:50:04

Highest Channel / Full RB

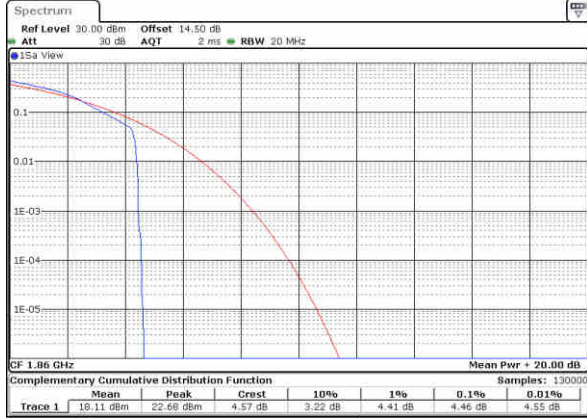


Date: 25, DEC, 2017 19:50:18



LTE Band 2 / 20MHz / 16QAM

Lowest Channel / 1RB



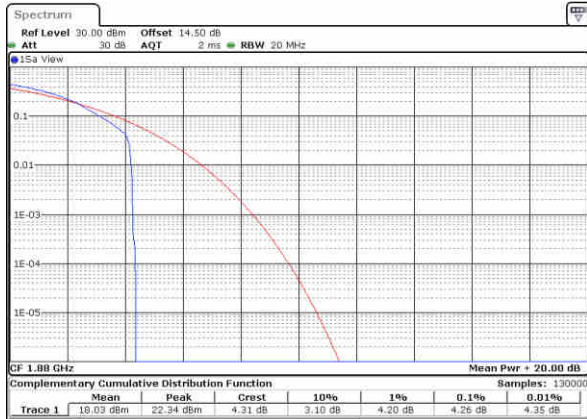
Date: 25, DEC, 2017 19:48:08

Lowest Channel / Full RB



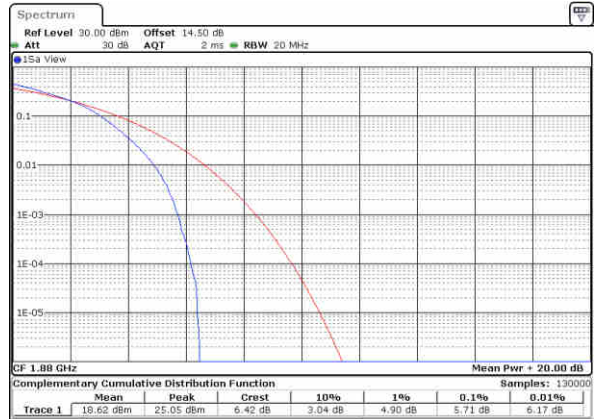
Date: 25, DEC, 2017 19:48:17

Middle Channel / 1RB



Date: 25, DEC, 2017 19:48:27

Middle Channel / Full RB



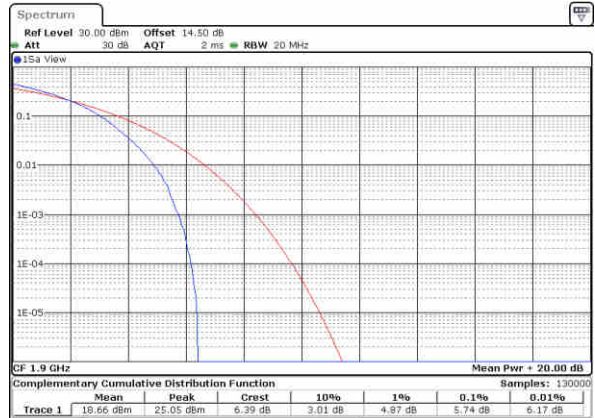
Date: 25, DEC, 2017 19:48:36

Highest Channel / 1RB



Date: 25, DEC, 2017 19:48:47

Highest Channel / Full RB

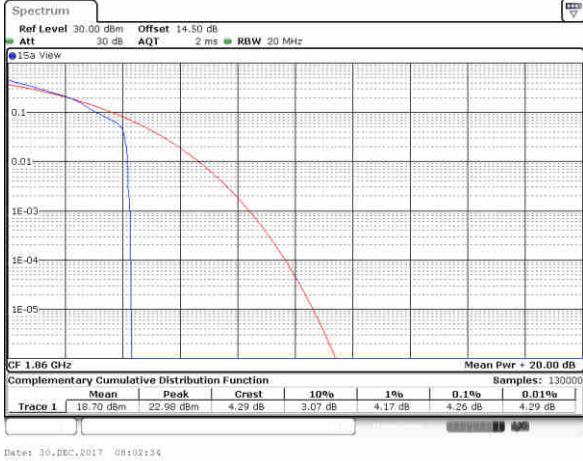


Date: 25, DEC, 2017 19:48:56



LTE Band 2 / 20MHz / 64QAM

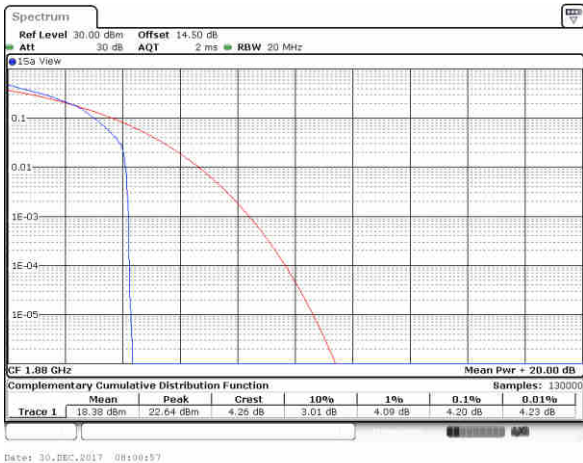
Lowest Channel / 1RB



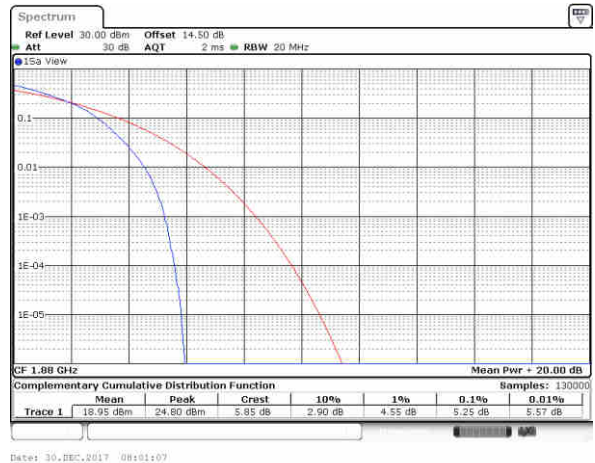
Lowest Channel / Full RB



Middle Channel / 1RB



Middle Channel / Full RB



Highest Channel / 1RB



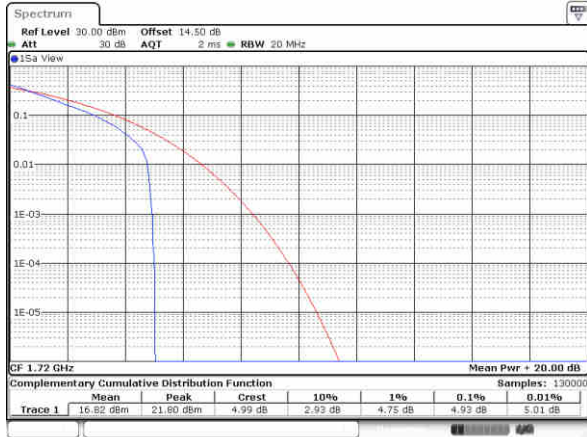
Highest Channel / Full RB





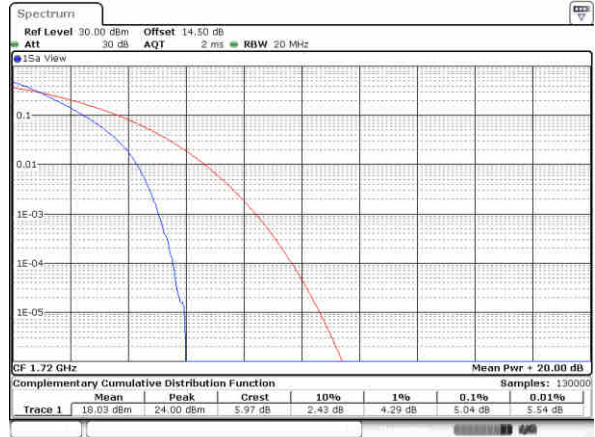
LTE Band 4 / 20MHz / QPSK

Lowest Channel / 1RB



Date: 25, Dec, 2017 14:59:36

Lowest Channel / Full RB



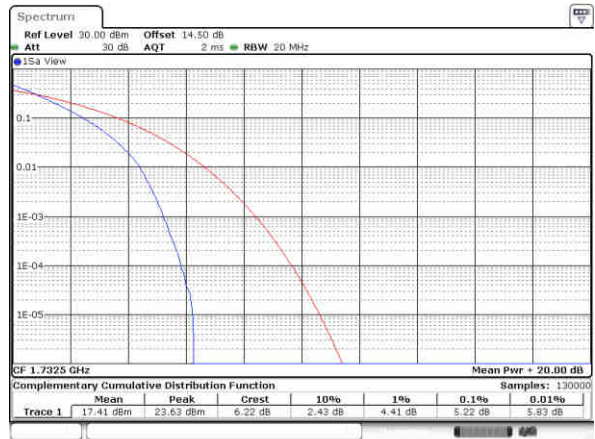
Date: 25, Dec, 2017 15:00:03

Middle Channel / 1RB



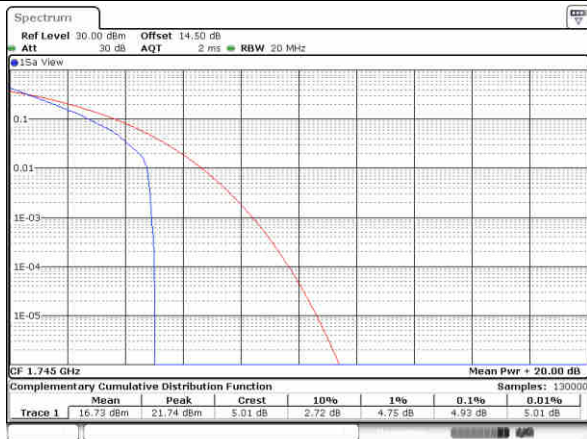
Date: 25, Dec, 2017 15:00:38

Middle Channel / Full RB



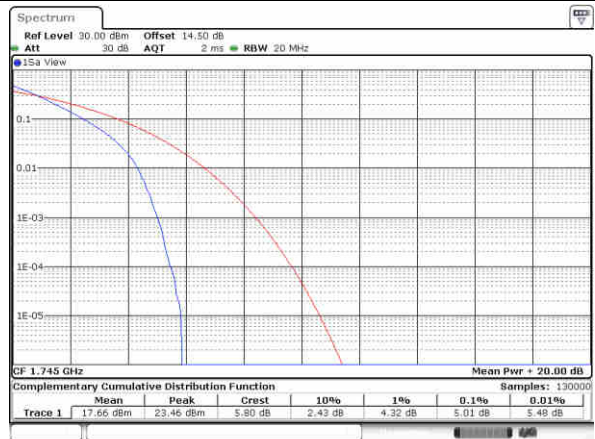
Date: 25, Dec, 2017 15:00:48

Highest Channel / 1RB



Date: 25, Dec, 2017 15:00:56

Highest Channel / Full RB

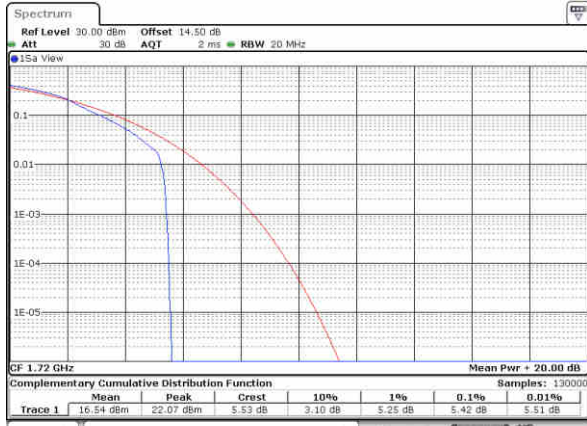


Date: 25, Dec, 2017 15:01:09



LTE Band 4 / 20MHz / 16QAM

Lowest Channel / 1RB



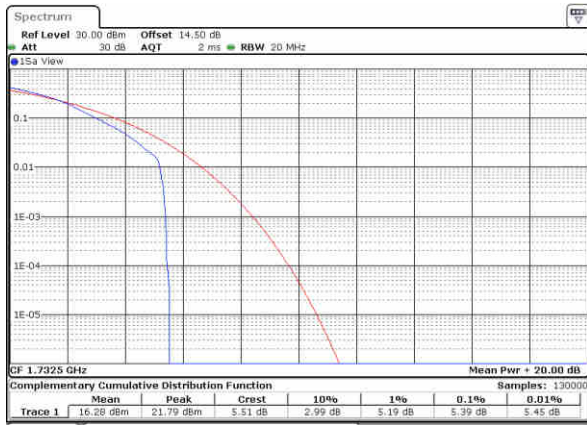
Date: 25, DEC, 2017 14:58:33

Lowest Channel / Full RB



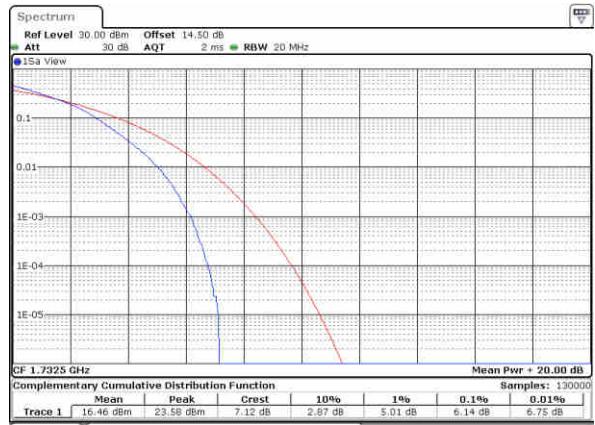
Date: 25, DEC, 2017 14:58:41

Middle Channel / 1RB



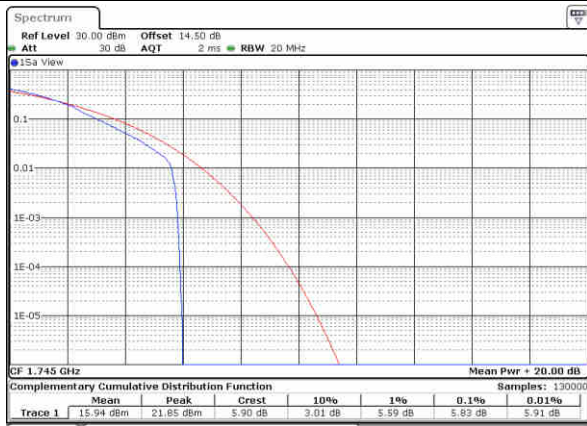
Date: 25, DEC, 2017 14:58:57

Middle Channel / Full RB



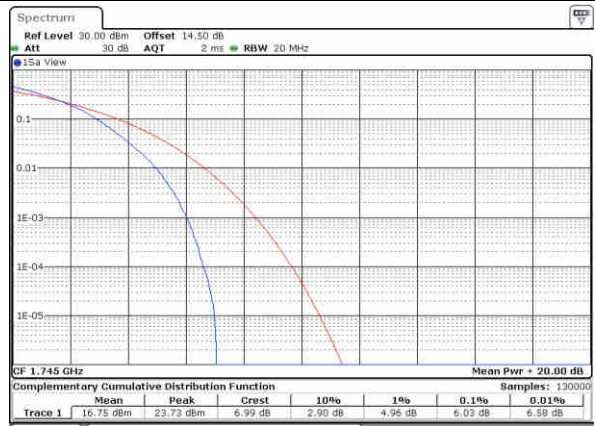
Date: 25, DEC, 2017 14:59:06

Highest Channel / 1RB



Date: 25, DEC, 2017 14:59:15

Highest Channel / Full RB



Date: 25, DEC, 2017 14:59:26



LTE Band 4 / 20MHz / 64QAM

Lowest Channel / 1RB



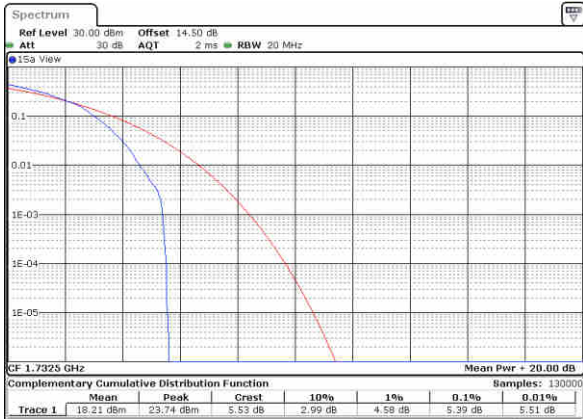
Date: 30, DEC, 2017 08:03:47

Lowest Channel / Full RB



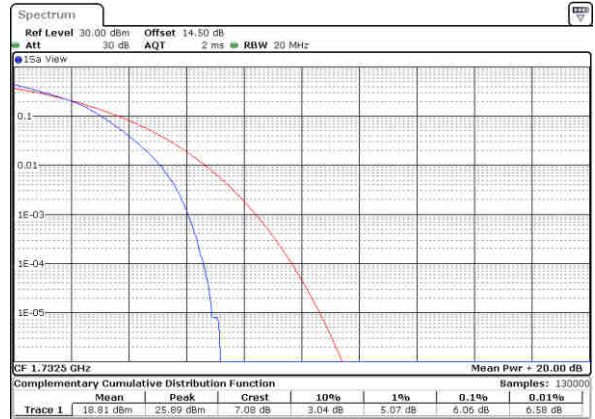
Date: 30, DEC, 2017 08:03:56

Middle Channel / 1RB



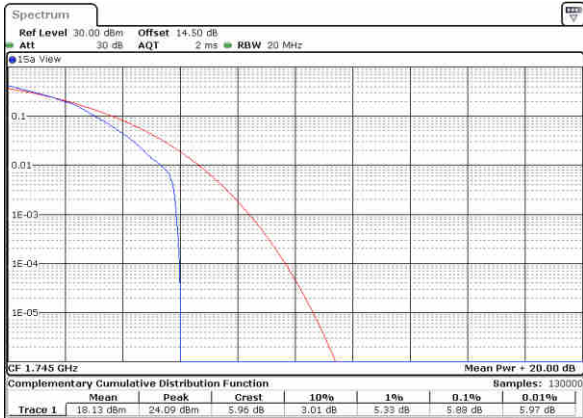
Date: 30, DEC, 2017 08:04:01

Middle Channel / Full RB



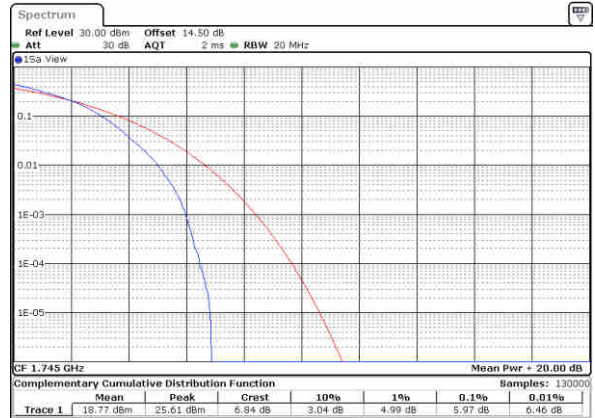
Date: 30, DEC, 2017 08:04:14

Highest Channel / 1RB



Date: 30, DEC, 2017 08:04:23

Highest Channel / Full RB



Date: 30, DEC, 2017 08:04:48



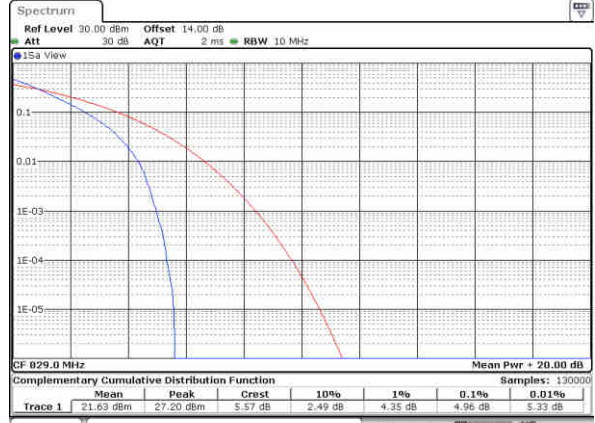
LTE Band 5 / 10MHz / QPSK

Lowest Channel / 1RB



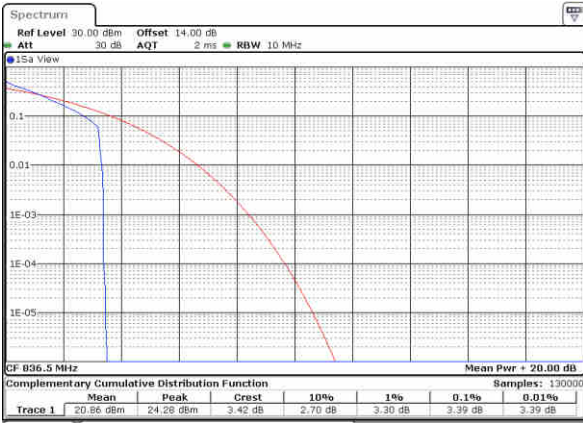
Date: 25.Dec.2017 12:47:23

Lowest Channel / Full RB



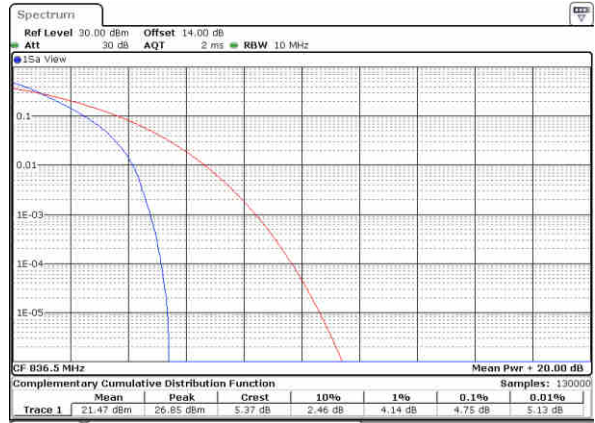
Date: 25.Dec.2017 12:47:32

Middle Channel / 1RB



Date: 25.Dec.2017 12:47:41

Middle Channel / Full RB



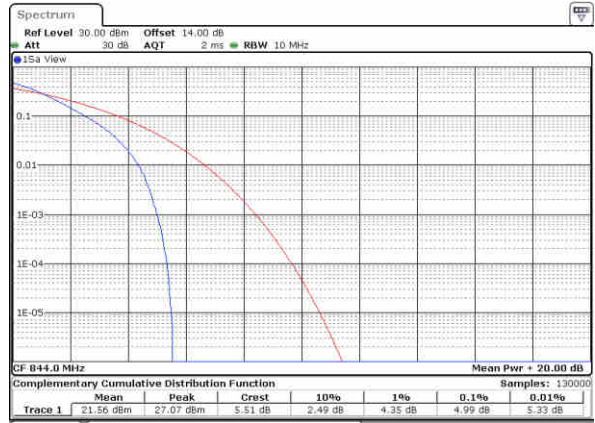
Date: 25.Dec.2017 12:48:11

Highest Channel / 1RB



Date: 25.Dec.2017 12:48:41

Highest Channel / Full RB

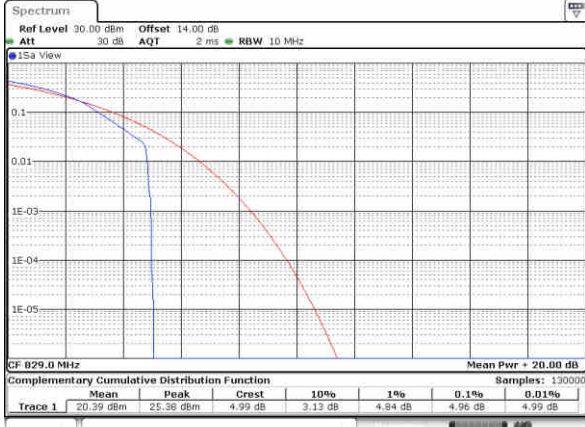


Date: 25.Dec.2017 12:48:51



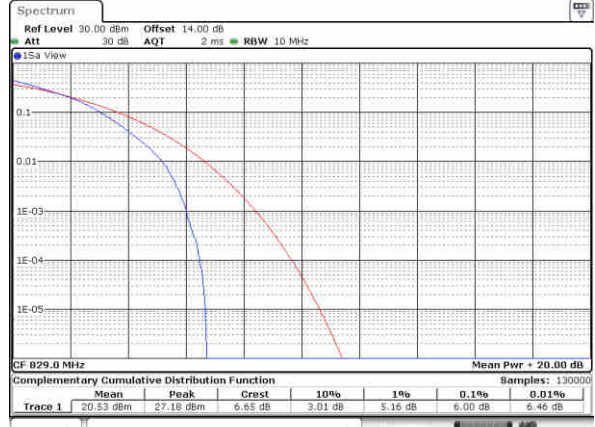
LTE Band 5 / 10MHz / 16QAM

Lowest Channel / 1RB



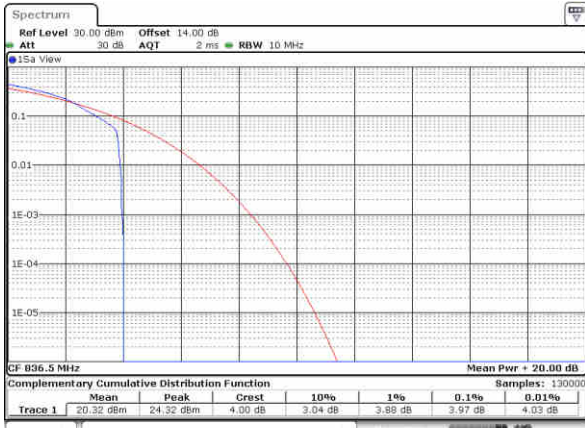
Date: 25.Dec.2017 12:45:49

Lowest Channel / Full RB



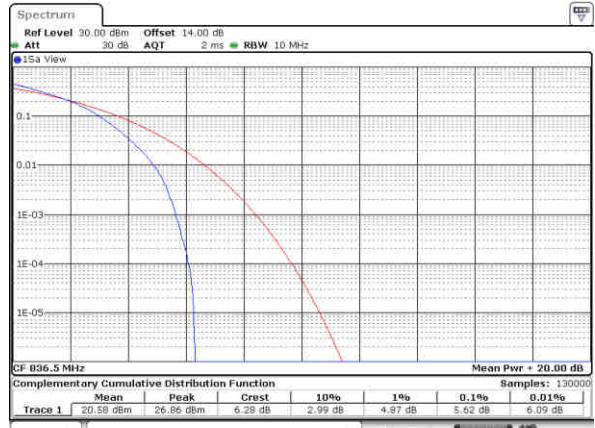
Date: 25.Dec.2017 12:45:59

Middle Channel / 1RB



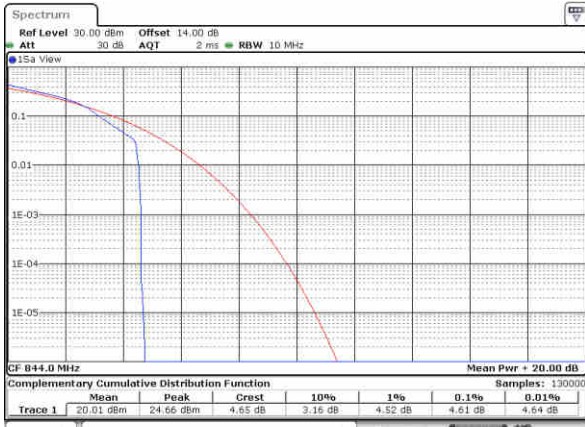
Date: 25.Dec.2017 12:46:07

Middle Channel / Full RB



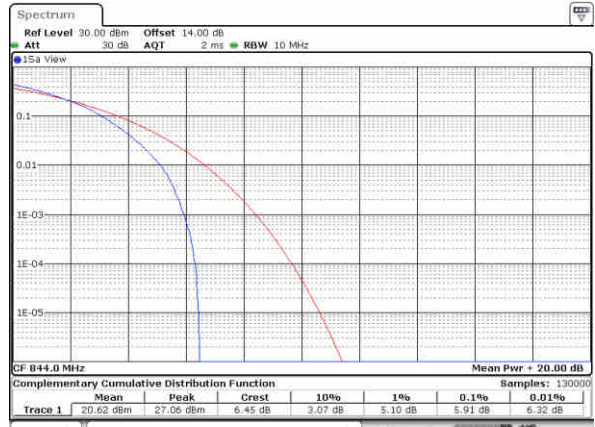
Date: 25.Dec.2017 12:46:55

Highest Channel / 1RB



Date: 25.Dec.2017 12:47:05

Highest Channel / Full RB

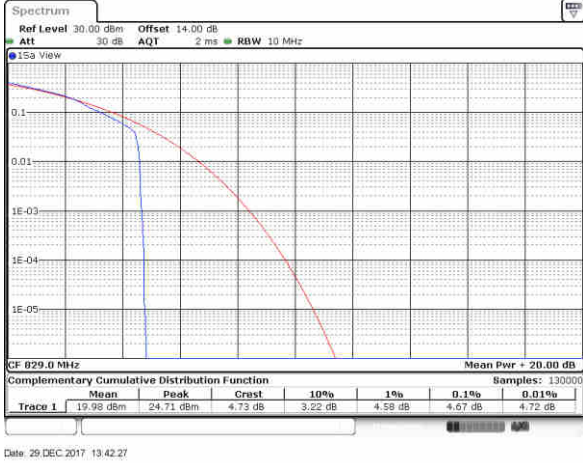


Date: 25.Dec.2017 12:47:14

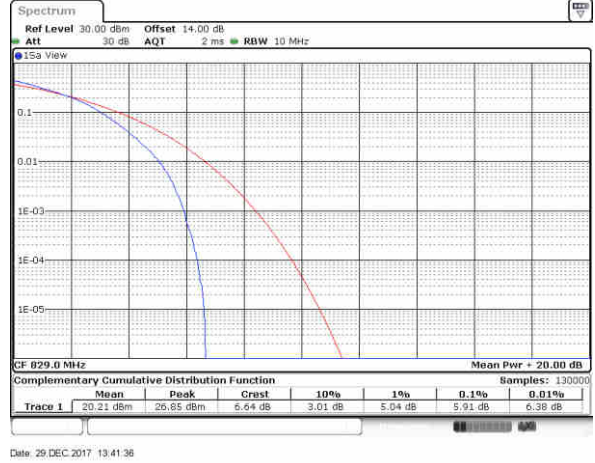


LTE Band 5 / 10MHz / 64QAM

Lowest Channel / 1RB



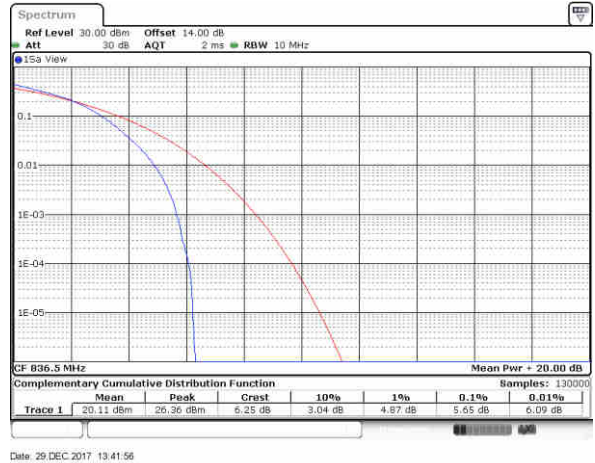
Lowest Channel / Full RB



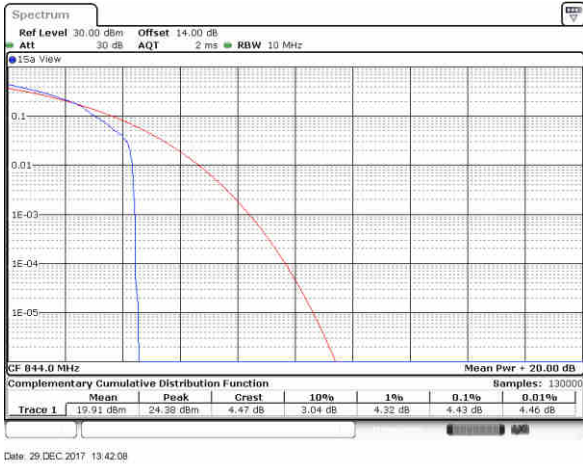
Middle Channel / 1RB



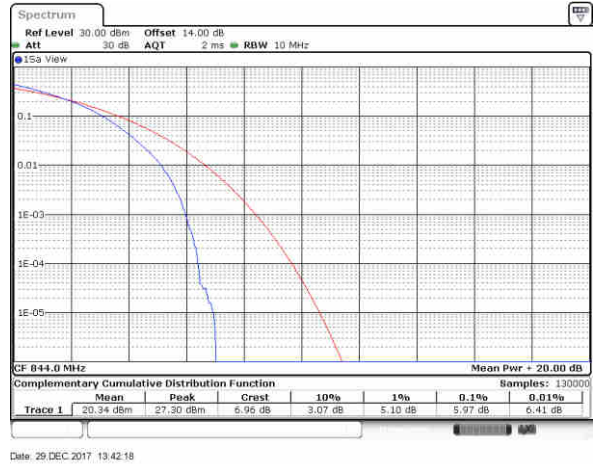
Middle Channel / Full RB



Highest Channel / 1RB



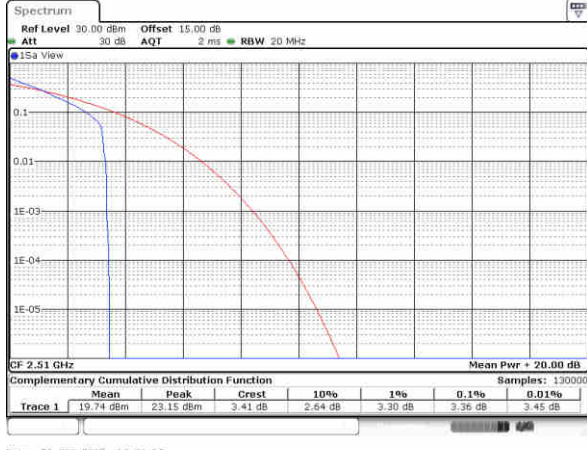
Highest Channel / Full RB





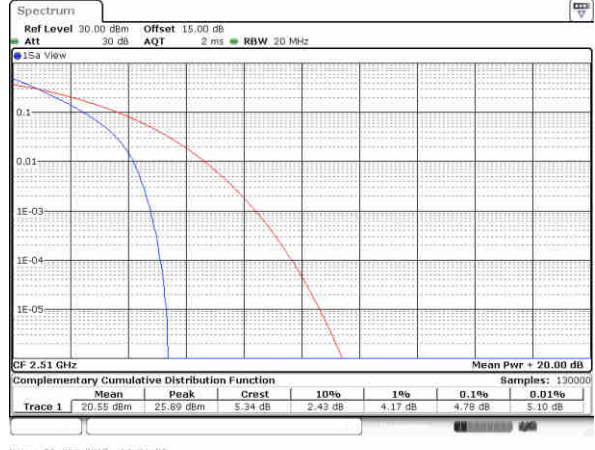
LTE Band 7 / 20MHz / QPSK

Lowest Channel / 1RB



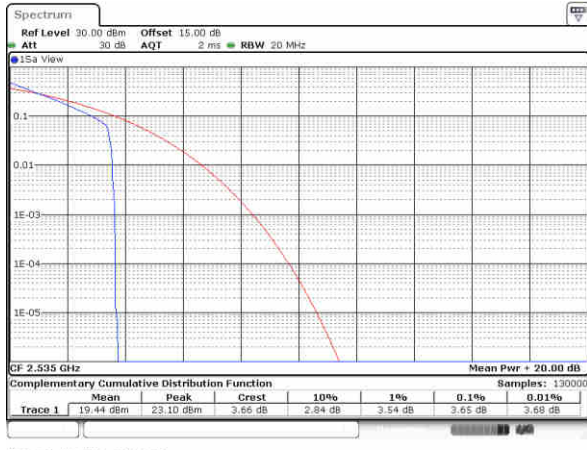
Date: 23.Dec.2017 16:04:16

Lowest Channel / Full RB



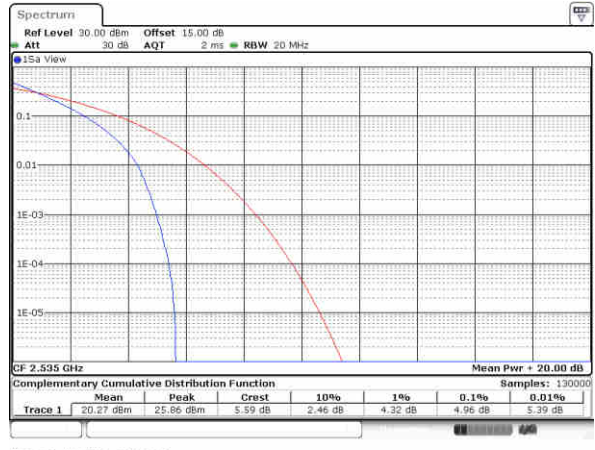
Date: 23.Dec.2017 16:04:16

Middle Channel / 1RB



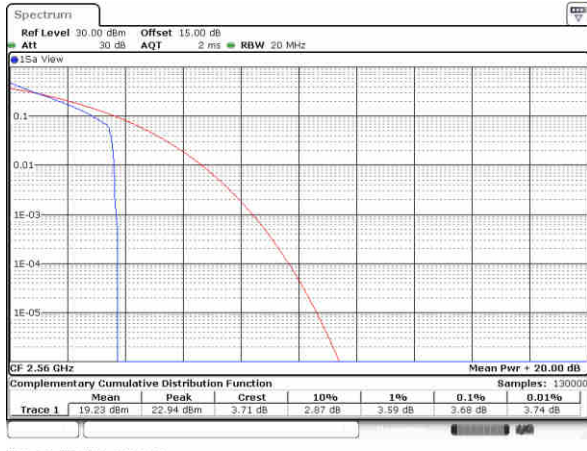
Date: 23.Dec.2017 16:04:19

Middle Channel / Full RB



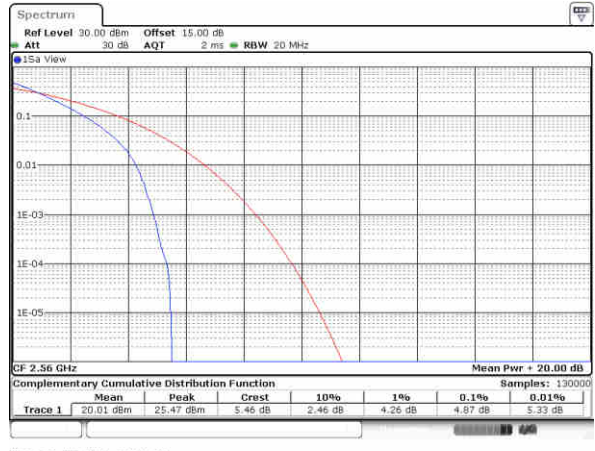
Date: 23.Dec.2017 16:04:19

Highest Channel / 1RB



Date: 23.Dec.2017 16:04:58

Highest Channel / Full RB



Date: 23.Dec.2017 16:05:07



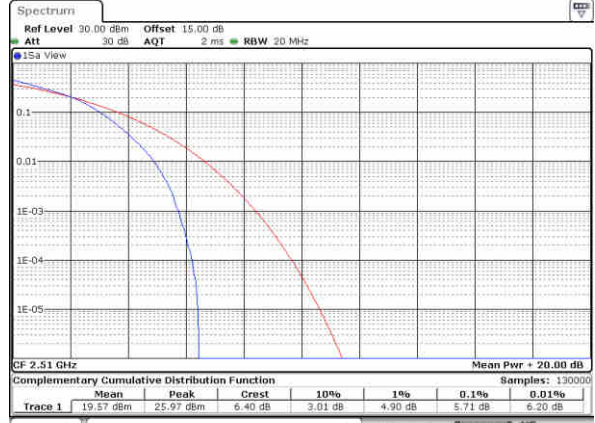
LTE Band 7 / 20MHz / 16QAM

Lowest Channel / 1RB



Date: 23, DEC, 2017 16:10:20

Lowest Channel / Full RB



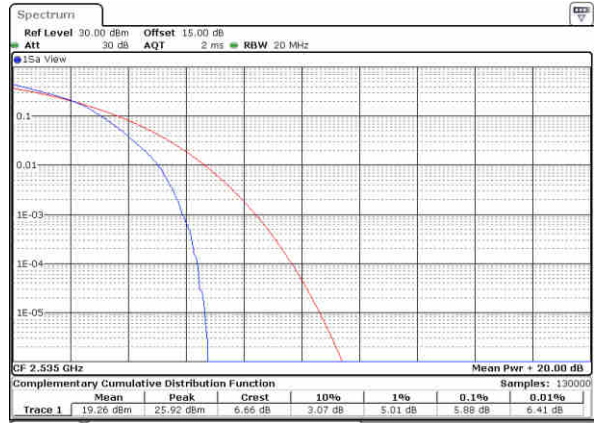
Date: 23, DEC, 2017 16:10:103

Middle Channel / 1RB



Date: 23, DEC, 2017 16:10:112

Middle Channel / Full RB



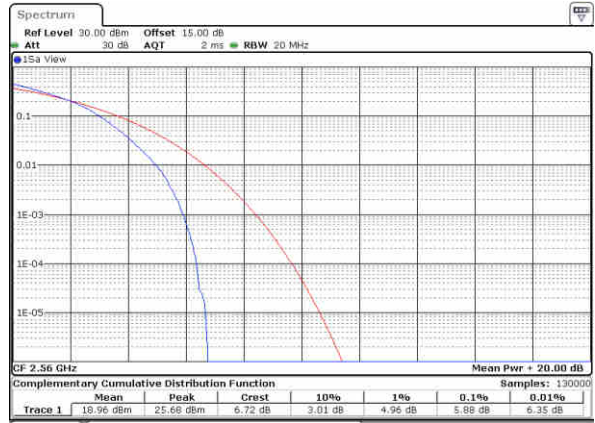
Date: 23, DEC, 2017 16:10:127

Highest Channel / 1RB



Date: 23, DEC, 2017 16:10:136

Highest Channel / Full RB

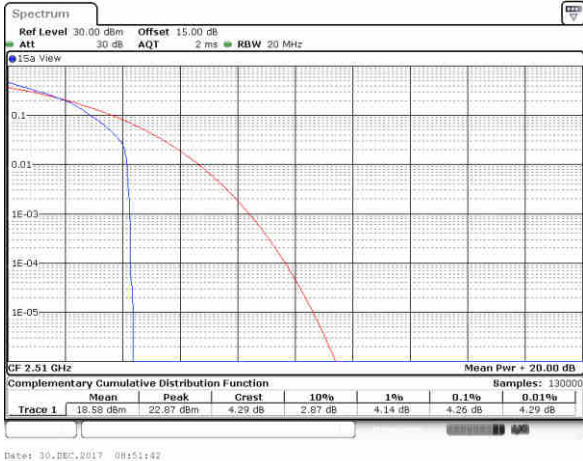


Date: 23, DEC, 2017 16:10:107



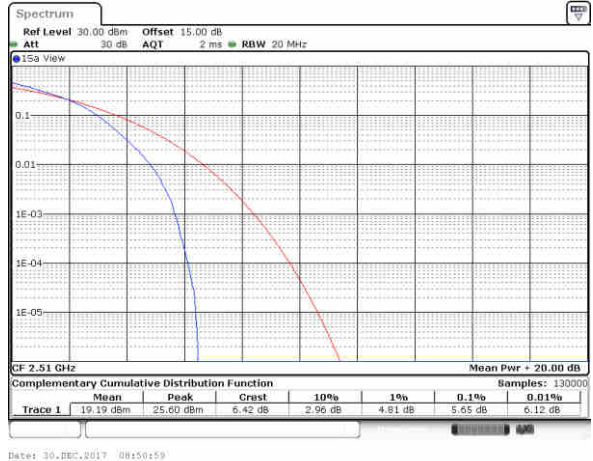
LTE Band 7 / 20MHz / 64QAM

Lowest Channel / 1RB



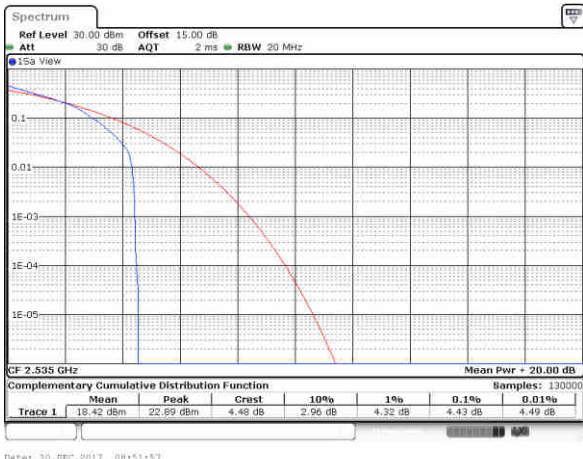
Date: 30 DEC 2017 08:51:42

Lowest Channel / Full RB



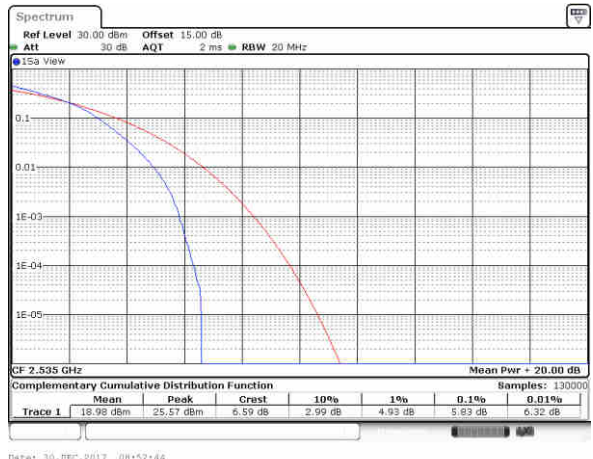
Date: 30 DEC 2017 08:50:59

Middle Channel / 1RB



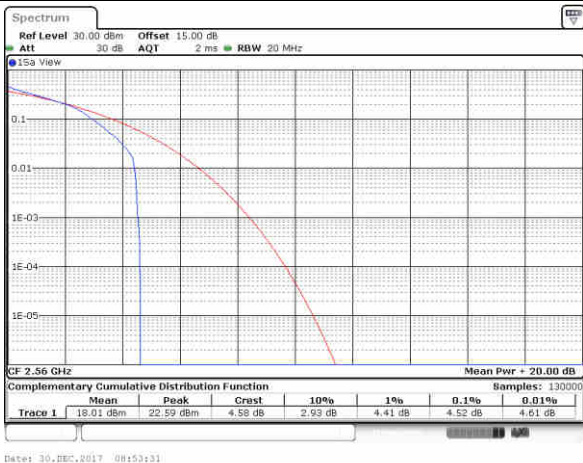
Date: 30 DEC 2017 08:51:57

Middle Channel / Full RB



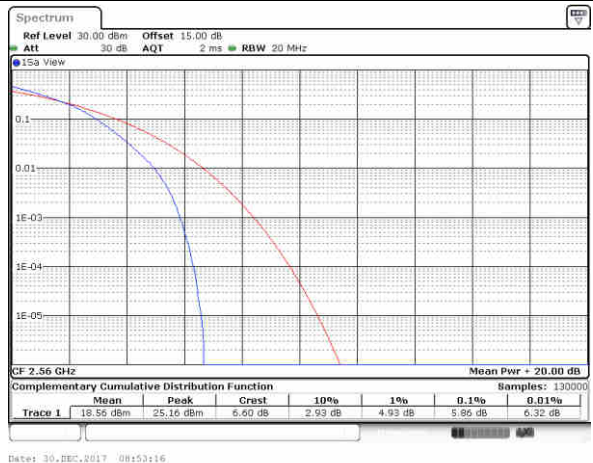
Date: 30 DEC 2017 08:52:44

Highest Channel / 1RB



Date: 30 DEC 2017 08:53:31

Highest Channel / Full RB

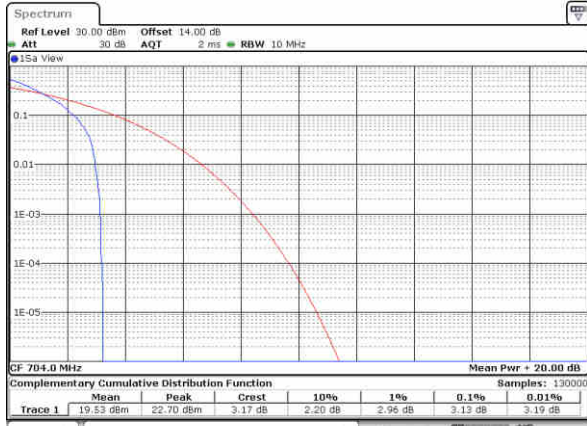


Date: 30 DEC 2017 08:53:16



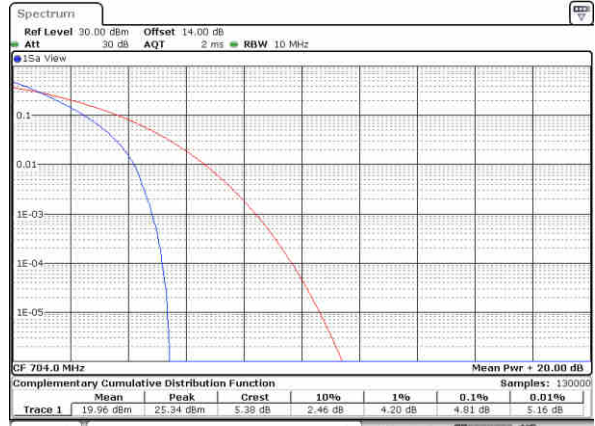
LTE Band 12 / 10MHz / QPSK

Lowest Channel / 1RB



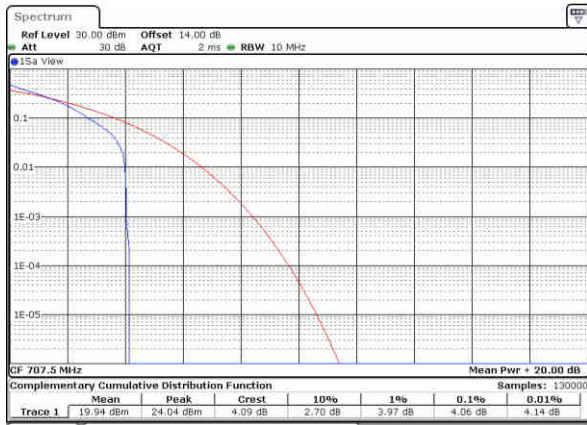
Date: 26, Dec, 2017 12:34:26

Lowest Channel / Full RB



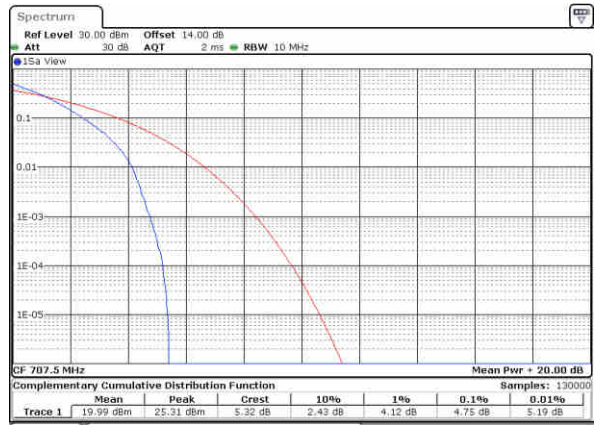
Date: 26, Dec, 2017 12:34:41

Middle Channel / 1RB



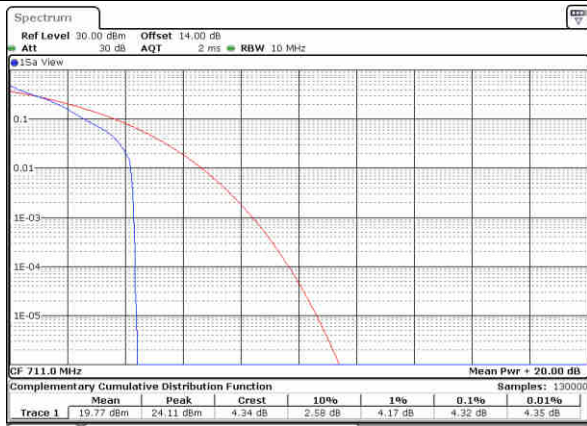
Date: 26, Dec, 2017 12:34:50

Middle Channel / Full RB



Date: 26, Dec, 2017 12:35:05

Highest Channel / 1RB



Date: 26, Dec, 2017 12:35:15

Highest Channel / Full RB

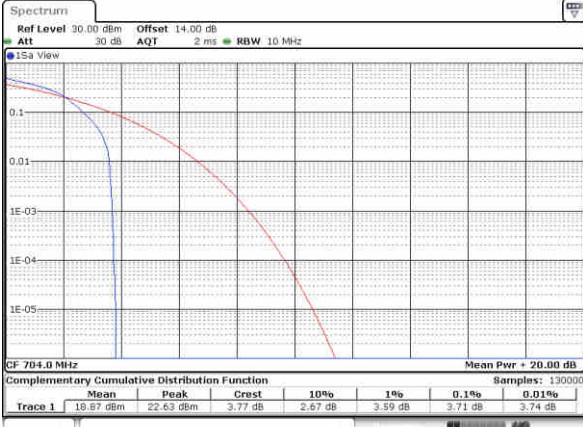


Date: 26, Dec, 2017 12:35:23



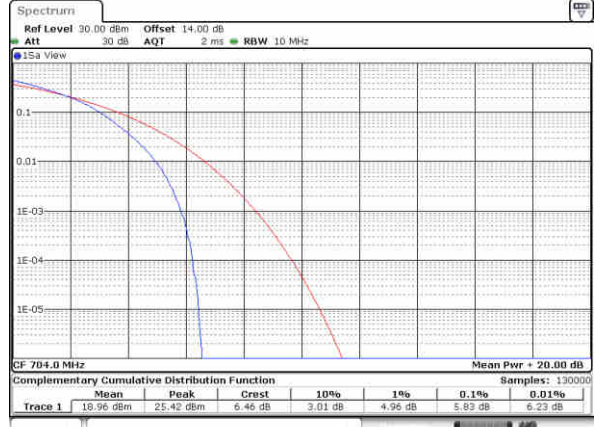
LTE Band 12 / 10MHz / 16QAM

Lowest Channel / 1RB



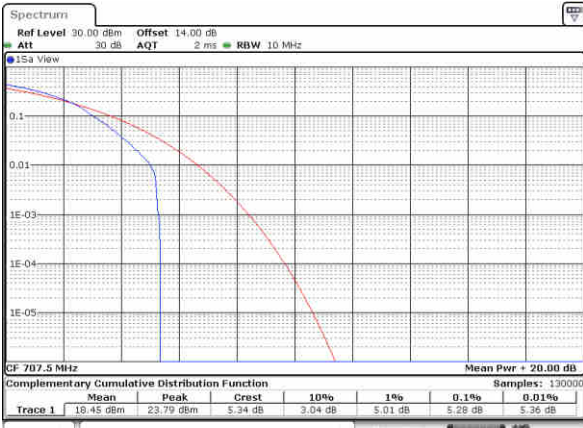
Date: 26, DEC, 2017 12:30:22

Lowest Channel / Full RB



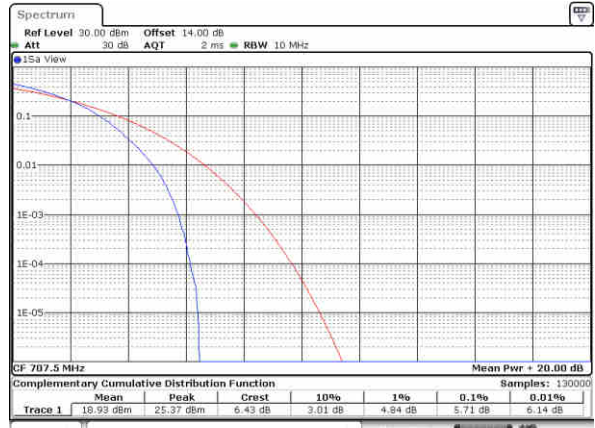
Date: 26, DEC, 2017 12:31:20

Middle Channel / 1RB



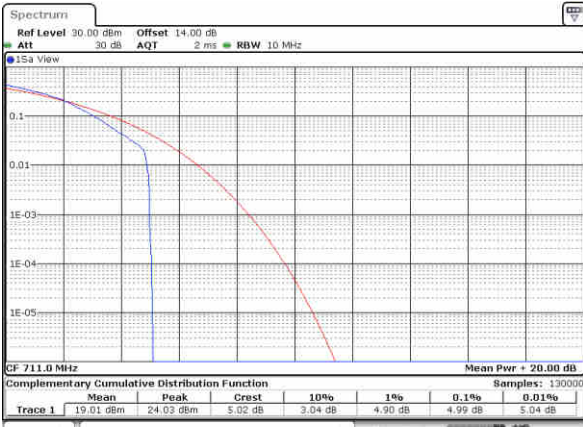
Date: 26, DEC, 2017 12:31:32

Middle Channel / Full RB



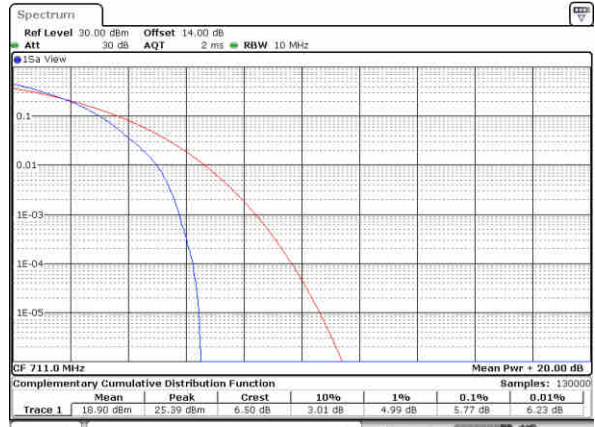
Date: 26, DEC, 2017 12:31:52

Highest Channel / 1RB



Date: 26, DEC, 2017 12:34:04

Highest Channel / Full RB

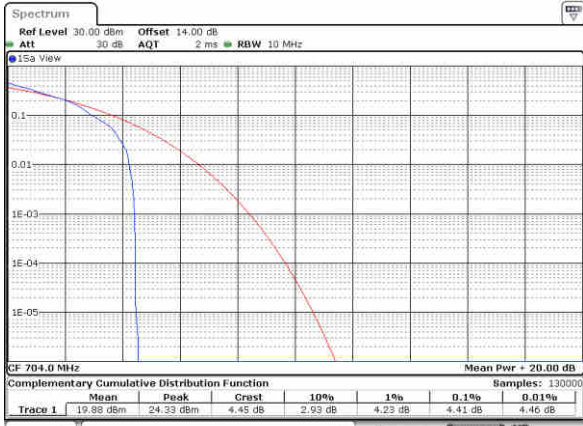


Date: 26, DEC, 2017 12:34:16



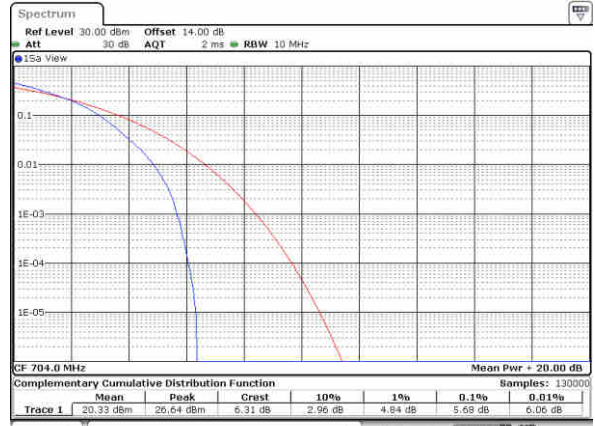
LTE Band 12/ 10MHz / 64QAM

Lowest Channel / 1RB



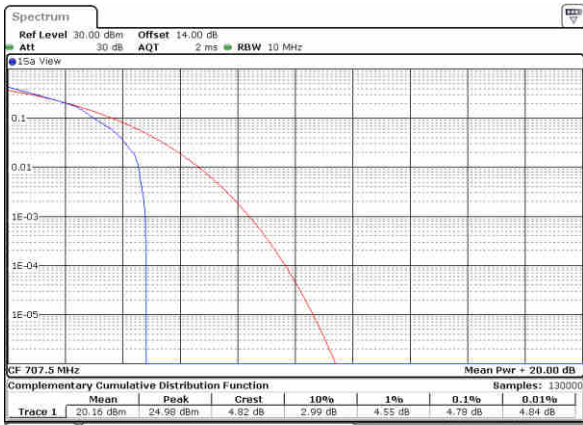
Date: 2, JAN, 2018 15:33:126

Lowest Channel / Full RB



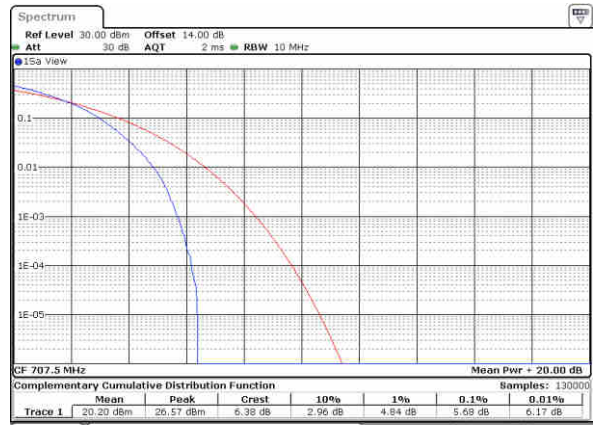
Date: 2, JAN, 2018 15:34:158

Middle Channel / 1RB



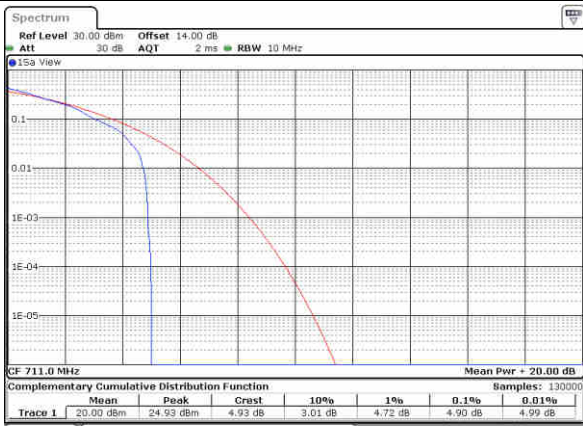
Date: 2, JAN, 2018 15:36:339

Middle Channel / Full RB



Date: 2, JAN, 2018 15:38:225

Highest Channel / 1RB



Date: 2, JAN, 2018 15:40:107

Highest Channel / Full RB

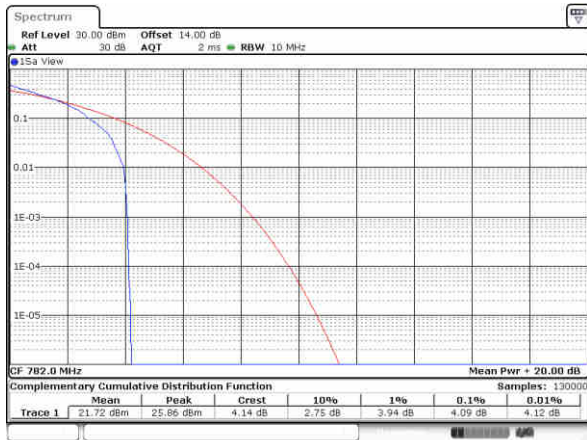


Date: 2, JAN, 2018 15:40:125



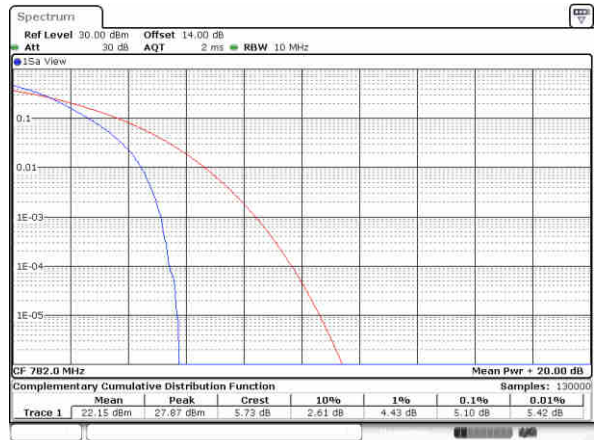
LTE Band 13 / 10MHz / QPSK

Middle Channel/ 1RB



Date: 26, DEC, 2017 13:19:21

Middle Channel / Full RB



Date: 26, DEC, 2017 13:19:29

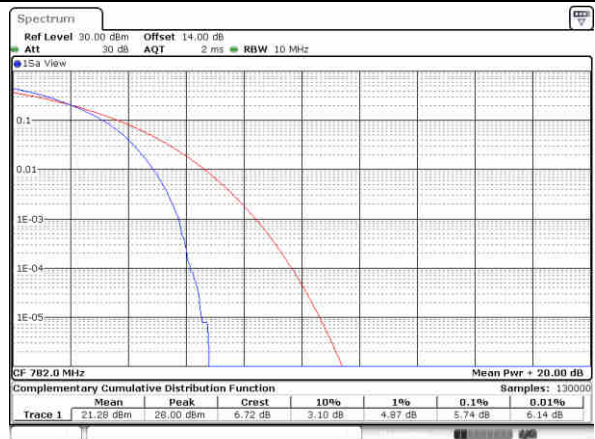
LTE Band 13 / 10MHz / 16QAM

Middle Channel/ 1RB



Date: 26, DEC, 2017 13:19:05

Middle Channel / Full RB



Date: 26, DEC, 2017 13:19:13

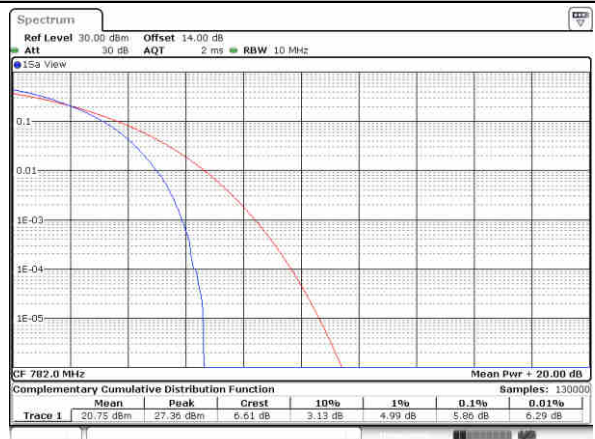
LTE Band 13/ 10MHz / 64QAM

Middle Channel / 1RB



Date: 2, JAN, 2018 16:01:44

Middle Channel / Full RB

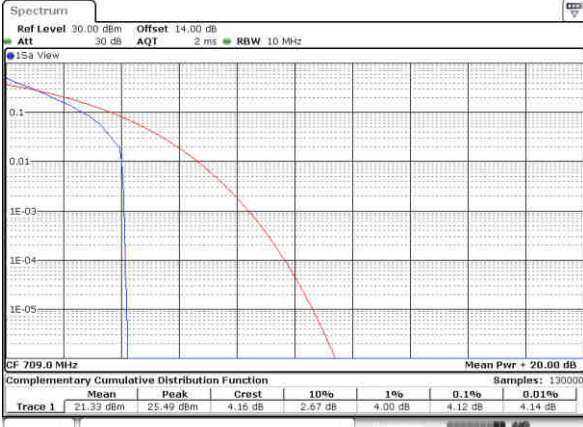


Date: 2, JAN, 2018 16:01:55



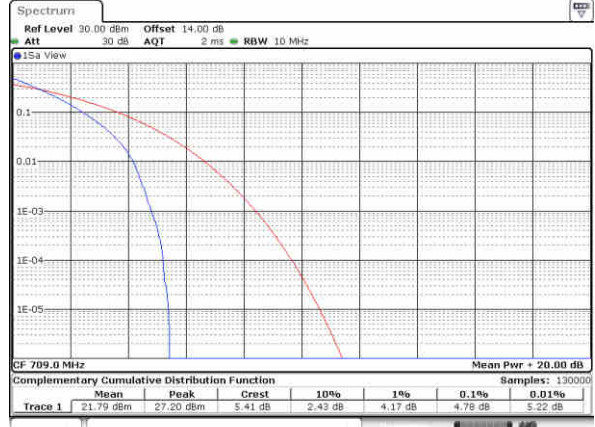
LTE Band 17 / 10MHz / QPSK

Lowest Channel / 1RB



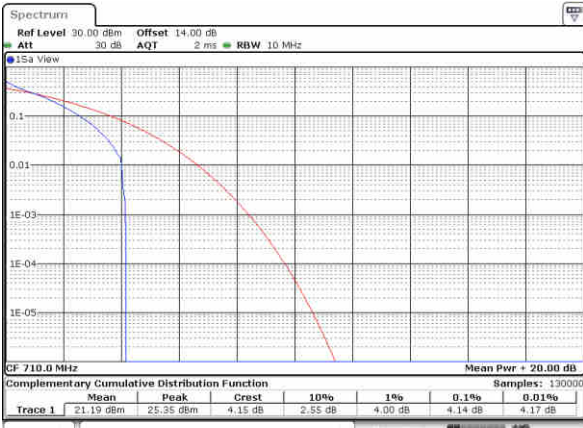
Date: 23_Dec.2017 17:13:09

Lowest Channel / Full RB



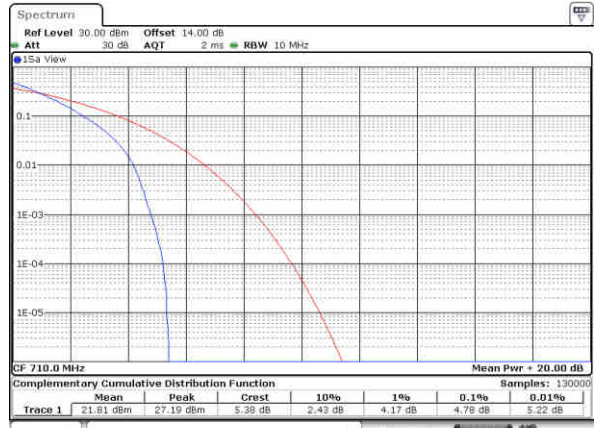
Date: 23_Dec.2017 17:13:19

Middle Channel / 1RB



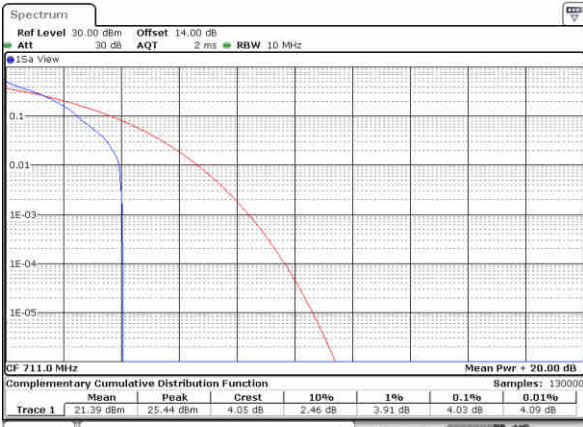
Date: 23_Dec.2017 17:13:27

Middle Channel / Full RB



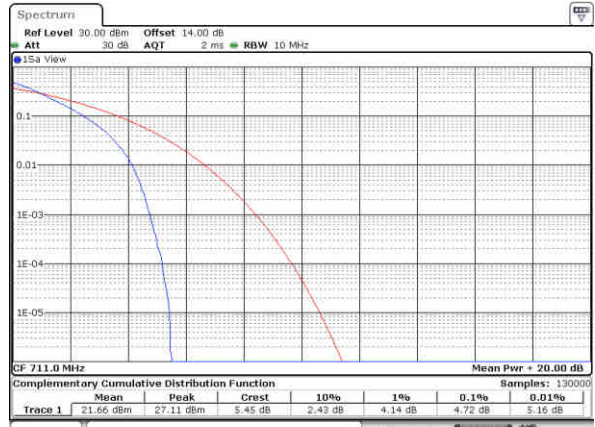
Date: 23_Dec.2017 17:13:36

Highest Channel / 1RB



Date: 23_Dec.2017 17:14:05

Highest Channel / Full RB

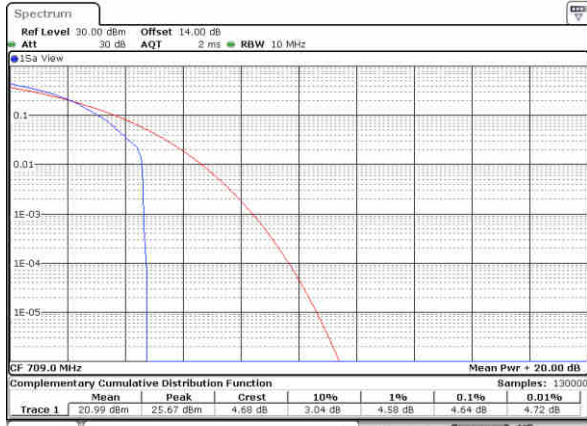


Date: 23_Dec.2017 17:14:14



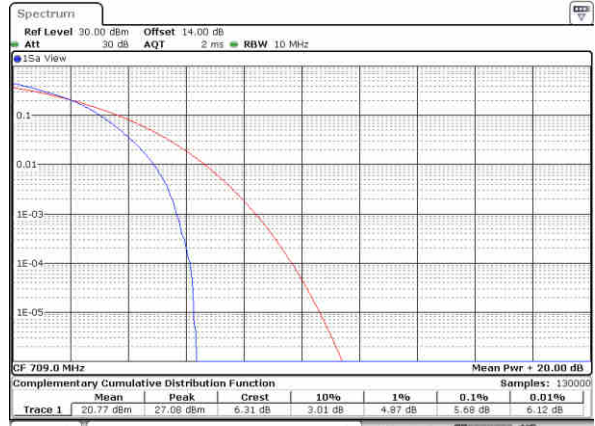
LTE Band 17 / 10MHz / 16QAM

Lowest Channel / 1RB



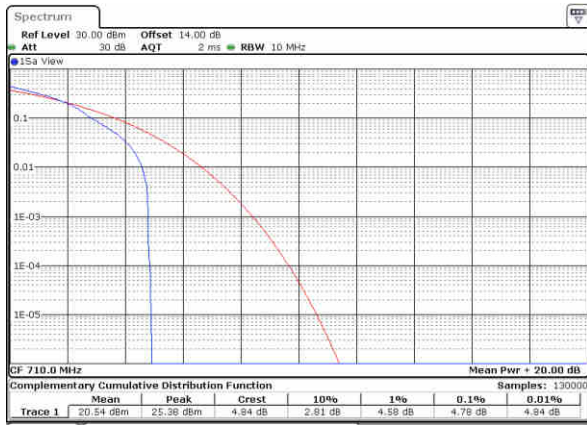
Date: 23.Dec.2017 17:10:49

Lowest Channel / Full RB



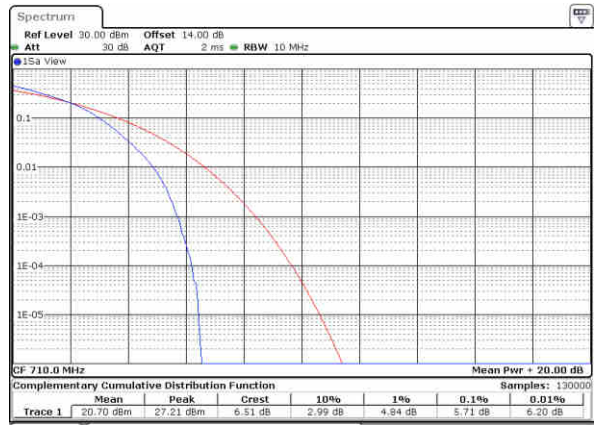
Date: 23.Dec.2017 17:10:58

Middle Channel / 1RB



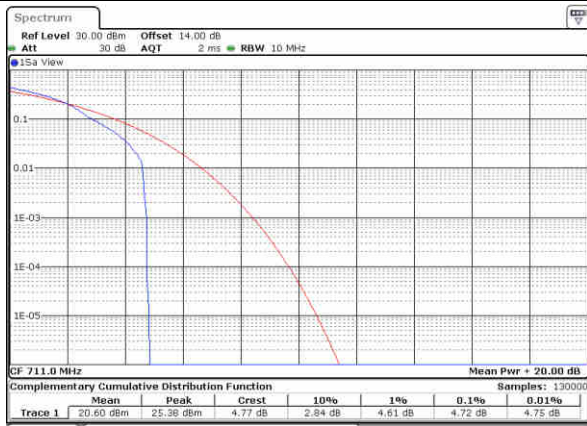
Date: 23.Dec.2017 17:11:07

Middle Channel / Full RB



Date: 23.Dec.2017 17:11:20

Highest Channel / 1RB



Date: 23.Dec.2017 17:12:08

Highest Channel / Full RB



Date: 23.Dec.2017 17:12:19