

## HAC\_E\_Dipole\_835\_180222

### DUT: HAC-Dipole 835 MHz

Communication System: CW; Frequency: 835 MHz; Duty Cycle: 1:1

Medium: Air Medium parameters used:  $\sigma = 0$  S/m,  $\epsilon_r = 1$ ;  $\rho = 0$  kg/m<sup>3</sup>

Ambient Temperature : 23.5 °C

#### DASY5 Configuration

- Probe: ER3DV6 - SN2358; ConvF(1, 1, 1); Calibrated: 2018/1/19;
- Sensor-Surface: (Fix Surface)
- Electronics: DAE4 Sn854; Calibrated: 2017/5/2
- Phantom: HAC Test Arch with AMCC; Type: SD HAC P01 BA;
- Measurement SW: DASY52, Version 52.8 (8); SEMCAD X Version 14.6.10 (7373)

### E Scan - measurement distance from the probe sensor center to CD835 = 10mm & 15mm/Hearing Aid Compatibility Test at 15mm distance (41x361x1): Interpolated grid:

dx=0.5000 mm, dy=0.5000 mm

Device Reference Point: 0, 0, -6.3 mm

Reference Value = 123.4 V/m; Power Drift = -0.01 dB

PMR not calibrated. PMF = 1.000 is applied.

E-field emissions = 109.6 V/m

Average value of Total=(109.6+107.6) / 2 = 108.6 V/m

#### PMF scaled E-field

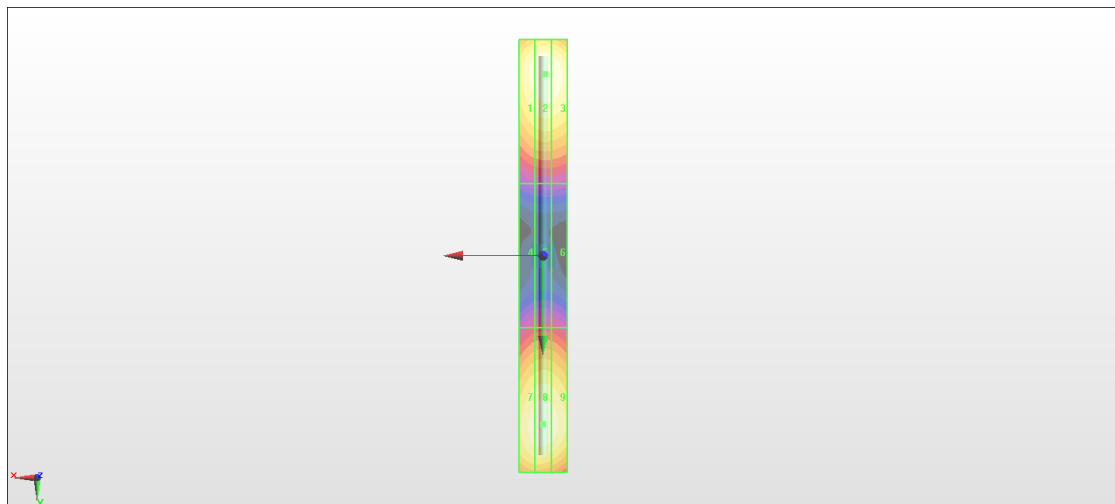
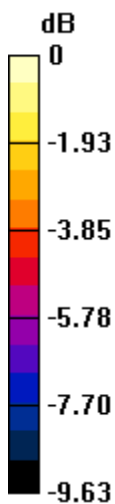
Grid 1 <b>M4</b> <b>106.0 V/m</b>	Grid 2 <b>M4</b> <b>109.6 V/m</b>	Grid 3 <b>M4</b> <b>108.3 V/m</b>
Grid 4 <b>M4</b> <b>62.68 V/m</b>	Grid 5 <b>M4</b> <b>63.73 V/m</b>	Grid 6 <b>M4</b> <b>63.05 V/m</b>
Grid 7 <b>M4</b> <b>105.9 V/m</b>	Grid 8 <b>M4</b> <b>107.6 V/m</b>	Grid 9 <b>M4</b> <b>105.9 V/m</b>

#### Cursor:

Total = 109.6 V/m

E Category: M4

Location: -1, -75.5, 9.7 mm



0 dB = 109.6 V/m = 40.80 dBV/m

## HAC\_E\_Dipole\_1880\_180222

### DUT: HAC Dipole 1880 MHz

Communication System: CW; Frequency: 1880 MHz; Duty Cycle: 1:1

Medium: Air Medium parameters used:  $\sigma = 0$  S/m,  $\epsilon_r = 1$ ;  $\rho = 0$  kg/m<sup>3</sup>

Ambient Temperature : 23.5 °C

#### DASY5 Configuration

- Probe: ER3DV6 - SN2358; ConvF(1, 1, 1); Calibrated: 2018/1/19;
- Sensor-Surface: (Fix Surface)
- Electronics: DAE4 Sn854; Calibrated: 2017/5/2
- Phantom: HAC Test Arch with AMCC; Type: SD HAC P01 BA;
- Measurement SW: DASY52, Version 52.8 (8); SEMCAD X Version 14.6.10 (7373)

### E Scan - measurement distance from the probe sensor center to CD1880 = 10mm & 15mm/Hearing Aid Compatibility Test at 15mm distance (41x181x1): Interpolated grid:

dx=0.5000 mm, dy=0.5000 mm

Device Reference Point: 0, 0, -6.3 mm

Reference Value = 144.9 V/m; Power Drift = 0.10 dB

PMR not calibrated. PMF = 1.000 is applied.

E-field emissions = 93.35 V/m

Average value of Total=(91.47+93.35) / 2 = 92.41 V/m

#### PMF scaled E-field

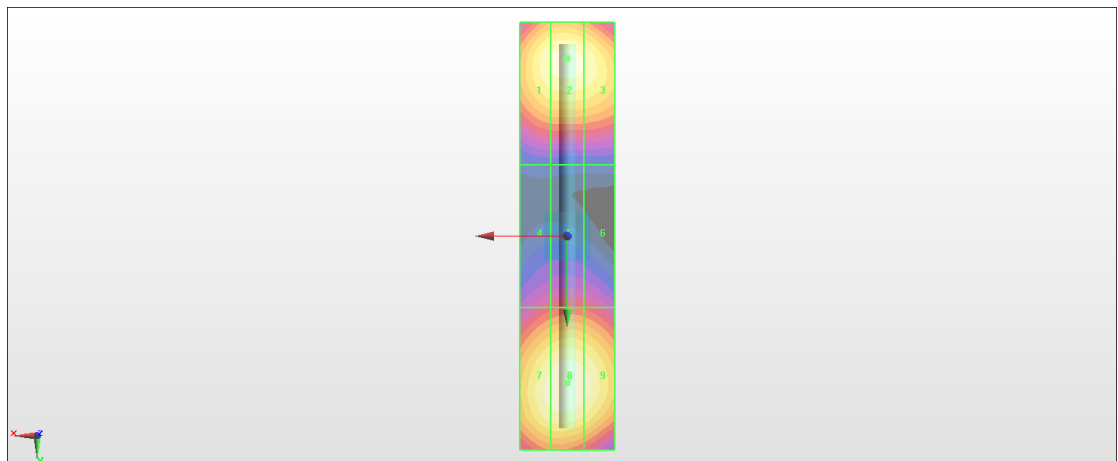
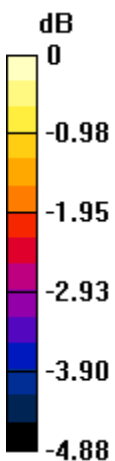
Grid 1 <b>M3</b> <b>90.21 V/m</b>	Grid 2 <b>M3</b> <b>91.47 V/m</b>	Grid 3 <b>M3</b> <b>90.01 V/m</b>
Grid 4 <b>M3</b> <b>70.88 V/m</b>	Grid 5 <b>M3</b> <b>72.25 V/m</b>	Grid 6 <b>M3</b> <b>71.49 V/m</b>
Grid 7 <b>M3</b> <b>91.58 V/m</b>	Grid 8 <b>M3</b> <b>93.35 V/m</b>	Grid 9 <b>M3</b> <b>91.40 V/m</b>

#### Cursor:

Total = 93.35 V/m

E Category: M3

Location: 0, 31, 9.7 mm



0 dB = 93.35 V/m = 39.40 dBV/m

# HAC\_E\_Dipole\_2450\_180307

## DUT: HAC Dipole 2450 MHz

Communication System: CW; Frequency: 2450 MHz; Duty Cycle: 1:1

Medium: Air Medium parameters used:  $\sigma = 0$  S/m,  $\epsilon_r = 1$ ;  $\rho = 0$  kg/m<sup>3</sup>

Ambient Temperature : 23.4 °C

### DASY5 Configuration

- Probe: EF3DV3 - SN4047; ConvF(1, 1, 1); Calibrated: 2018/1/8;
- Sensor-Surface: (Fix Surface)
- Electronics: DAE4 Sn1399; Calibrated: 2017/11/16
- Phantom: HAC Test Arch with AMCC; Type: SD HAC P01 BA;
- Measurement SW: DASY52, Version 52.8 (8); SEMCAD X Version 14.6.10 (7373)

**E Scan - measurement distance from the probe sensor center to CD2450 = 10mm & 15mm 2/Hearing Aid Compatibility Test at 15mm distance (41x181x1):** Interpolated grid: dx=0.5000 mm, dy=0.5000 mm

Device Reference Point: 0, 0, -6.3 mm

Reference Value = 79.48 V/m; Power Drift = 0.01 dB

PMR not calibrated. PMF = 1.000 is applied.

E-field emissions = 92.67 V/m

Average value of Total=(90.76+92.67) / 2 = 90.715 V/m

### PMF scaled E-field

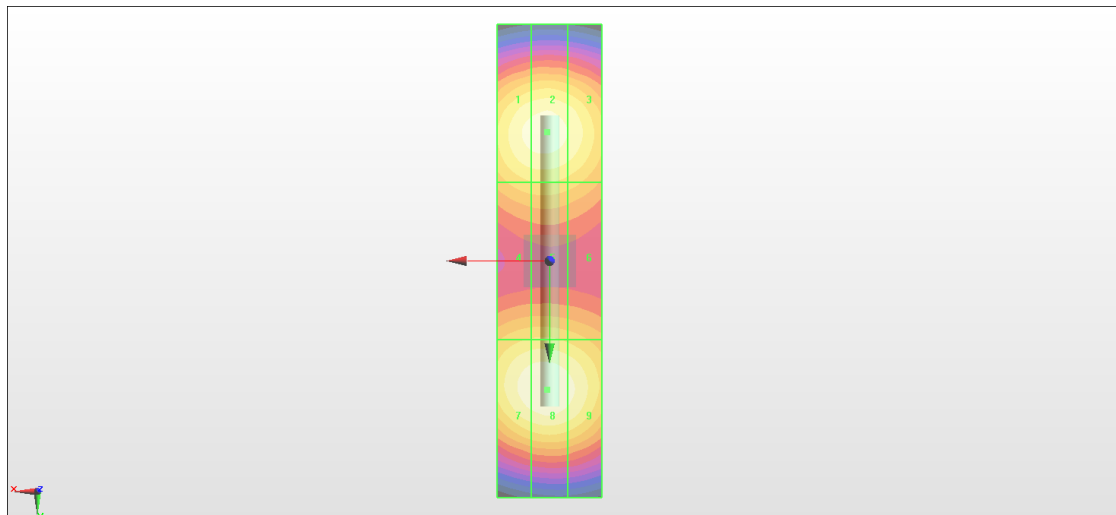
Grid 1 <b>M3</b> <b>89.79 V/m</b>	Grid 2 <b>M3</b> <b>90.76 V/m</b>	Grid 3 <b>M3</b> <b>87.89 V/m</b>
Grid 4 <b>M3</b> <b>79.80 V/m</b>	Grid 5 <b>M3</b> <b>80.18 V/m</b>	Grid 6 <b>M3</b> <b>78.29 V/m</b>
Grid 7 <b>M3</b> <b>91.31 V/m</b>	Grid 8 <b>M3</b> <b>92.67 V/m</b>	Grid 9 <b>M3</b> <b>89.75 V/m</b>

### Cursor:

Total = 92.67 V/m

E Category: M3

Location: 0.5, 24.5, 8.7 mm



0 dB = 92.67 V/m = 39.34 dBV/m