

## #01\_HAC\_E\_GSM850\_GSM Voice\_Ch128

Communication System: GSM-FDD (TDMA, GMSK); Frequency: 824.2 MHz; Duty Cycle: 1:8.6896

Medium: Air Medium parameters used:  $\sigma = 0$  S/m,  $\epsilon_r = 1$ ;  $\rho = 0$  kg/m<sup>3</sup>

Ambient Temperature : 23.5 °C

### DASY5 Configuration

- Probe: ER3DV6 - SN2358; ConvF(1, 1, 1); Calibrated: 2018/1/19;
- Sensor-Surface: (Fix Surface)
- Electronics: DAE4 Sn854; Calibrated: 2017/5/2
- Phantom: HAC Test Arch with AMCC; Type: SD HAC P01 BA;
- Measurement SW: DASY52, Version 52.8 (8); SEMCAD X Version 14.6.10 (7373)

### E Scan - ER3D: 15 mm from Probe Center to the Device/Hearing Aid Compatibility Test

**(101x101x1):** Interpolated grid: dx=0.5000 mm, dy=0.5000 mm

Device Reference Point: 0, 0, -6.3 mm

Reference Value = 16.64 V/m; Power Drift = 0.15 dB

Applied MIF = 3.63 dB

RF audio interference level = 27.08 dBV/m

**Emission category: M4**

MIF scaled E-field


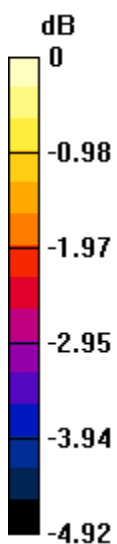
Grid 1 <b>M4</b> <b>25.26 dBV/m</b>	Grid 2 <b>M4</b> <b>27.08 dBV/m</b>	Grid 3 <b>M4</b> <b>27.08 dBV/m</b>
Grid 4 <b>M4</b> <b>25.13 dBV/m</b>	Grid 5 <b>M4</b> <b>26.94 dBV/m</b>	Grid 6 <b>M4</b> <b>26.94 dBV/m</b>
Grid 7 <b>M4</b> <b>24.8 dBV/m</b>	Grid 8 <b>M4</b> <b>26.51 dBV/m</b>	Grid 9 <b>M4</b> <b>26.51 dBV/m</b>

**Cursor:**

Total = 27.08 dBV/m

E Category: M4

Location: -8.5, -25, 8.7 mm



0 dB = 22.60 V/m = 27.08 dBV/m

## #02\_HAC\_E\_GSM850\_GSM Voice\_Ch189

Communication System: GSM-FDD (TDMA, GMSK); Frequency: 836.4 MHz; Duty Cycle: 1:8.6896

Medium: Air Medium parameters used:  $\sigma = 0$  S/m,  $\epsilon_r = 1$ ;  $\rho = 0$  kg/m<sup>3</sup>

Ambient Temperature : 23.5 °C

### DASY5 Configuration

- Probe: ER3DV6 - SN2358; ConvF(1, 1, 1); Calibrated: 2018/1/19;
- Sensor-Surface: (Fix Surface)
- Electronics: DAE4 Sn854; Calibrated: 2017/5/2
- Phantom: HAC Test Arch with AMCC; Type: SD HAC P01 BA;
- Measurement SW: DASY52, Version 52.8 (8); SEMCAD X Version 14.6.10 (7373)

### E Scan - ER3D: 15 mm from Probe Center to the Device/Hearing Aid Compatibility Test

**(101x101x1):** Interpolated grid: dx=0.5000 mm, dy=0.5000 mm

Device Reference Point: 0, 0, -6.3 mm

Reference Value = 14.69 V/m; Power Drift = 0.08 dB

Applied MIF = 3.63 dB

RF audio interference level = 26.44 dBV/m

**Emission category: M4**

MIF scaled E-field


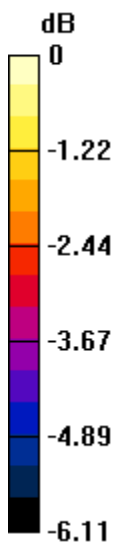
Grid 1 <b>M4</b> <b>24.54 dBV/m</b>	Grid 2 <b>M4</b> <b>26.44 dBV/m</b>	Grid 3 <b>M4</b> <b>26.44 dBV/m</b>
Grid 4 <b>M4</b> <b>24.01 dBV/m</b>	Grid 5 <b>M4</b> <b>26.07 dBV/m</b>	Grid 6 <b>M4</b> <b>26.09 dBV/m</b>
Grid 7 <b>M4</b> <b>23.48 dBV/m</b>	Grid 8 <b>M4</b> <b>25.44 dBV/m</b>	Grid 9 <b>M4</b> <b>25.44 dBV/m</b>

**Cursor:**

Total = 26.44 dBV/m

E Category: M4

Location: -8.5, -25, 8.7 mm



0 dB = 20.99 V/m = 26.44 dBV/m

### #03\_HAC\_E\_GSM850\_GSM Voice\_Ch251

Communication System: GSM-FDD (TDMA, GMSK); Frequency: 848.8 MHz; Duty Cycle: 1:8.6896

Medium: Air Medium parameters used:  $\sigma = 0$  S/m,  $\epsilon_r = 1$ ;  $\rho = 0$  kg/m<sup>3</sup>

Ambient Temperature : 23.5 °C

#### DASY5 Configuration

- Probe: ER3DV6 - SN2358; ConvF(1, 1, 1); Calibrated: 2018/1/19;
- Sensor-Surface: (Fix Surface)
- Electronics: DAE4 Sn854; Calibrated: 2017/5/2
- Phantom: HAC Test Arch with AMCC; Type: SD HAC P01 BA;
- Measurement SW: DASY52, Version 52.8 (8); SEMCAD X Version 14.6.10 (7373)

#### E Scan - ER3D: 15 mm from Probe Center to the Device/Hearing Aid Compatibility Test

(101x101x1): Interpolated grid: dx=0.5000 mm, dy=0.5000 mm

Device Reference Point: 0, 0, -6.3 mm

Reference Value = 19.92 V/m; Power Drift = 0.01 dB

Applied MIF = 3.63 dB

RF audio interference level = 27.70 dBV/m

**Emission category: M4**

MIF scaled E-field


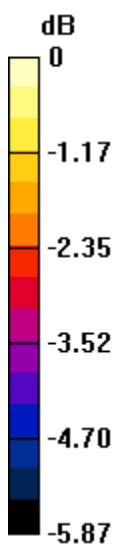
Grid 1 <b>M4</b> <b>25.46 dBV/m</b>	Grid 2 <b>M4</b> <b>27.54 dBV/m</b>	Grid 3 <b>M4</b> <b>27.65 dBV/m</b>
Grid 4 <b>M4</b> <b>25.39 dBV/m</b>	Grid 5 <b>M4</b> <b>27.6 dBV/m</b>	Grid 6 <b>M4</b> <b>27.7 dBV/m</b>
Grid 7 <b>M4</b> <b>25.11 dBV/m</b>	Grid 8 <b>M4</b> <b>27.34 dBV/m</b>	Grid 9 <b>M4</b> <b>27.47 dBV/m</b>

**Cursor:**

Total = 27.70 dBV/m

E Category: M4

Location: -9.5, -5, 8.7 mm



0 dB = 24.28 V/m = 27.70 dBV/m

## #04\_HAC\_E\_GSM1900\_GSM Voice\_Ch512

Communication System: GSM-FDD (TDMA, GMSK); Frequency: 1850.2 MHz; Duty Cycle: 1:8.6896

Medium: Air Medium parameters used:  $\sigma = 0$  S/m,  $\epsilon_r = 1$ ;  $\rho = 0$  kg/m<sup>3</sup>

Ambient Temperature : 23.5 °C

### DASY5 Configuration

- Probe: ER3DV6 - SN2358; ConvF(1, 1, 1); Calibrated: 2018/1/19;
- Sensor-Surface: (Fix Surface)
- Electronics: DAE4 Sn854; Calibrated: 2017/5/2
- Phantom: HAC Test Arch with AMCC; Type: SD HAC P01 BA;
- Measurement SW: DASY52, Version 52.8 (8); SEMCAD X Version 14.6.10 (7373)

### E Scan - ER3D: 15 mm from Probe Center to the Device/Hearing Aid Compatibility Test

**(101x101x1):** Interpolated grid: dx=0.5000 mm, dy=0.5000 mm

Device Reference Point: 0, 0, -6.3 mm

Reference Value = 12.74 V/m; Power Drift = -0.15 dB

Applied MIF = 3.63 dB

RF audio interference level = 29.22 dBV/m

**Emission category: M4**

MIF scaled E-field

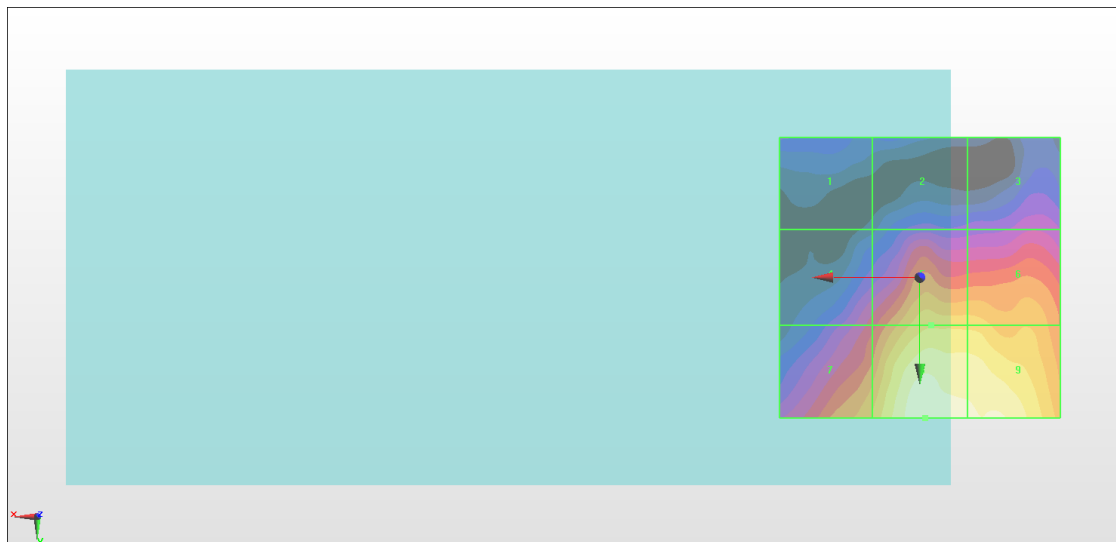
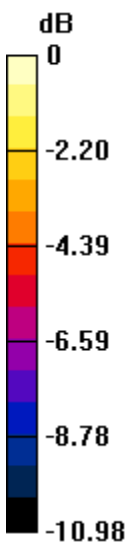
Grid 1 <b>M4</b> <b>21.37 dBV/m</b>	Grid 2 <b>M4</b> <b>21.7 dBV/m</b>	Grid 3 <b>M4</b> <b>22.62 dBV/m</b>
Grid 4 <b>M4</b> <b>23.82 dBV/m</b>	Grid 5 <b>M4</b> <b>26.93 dBV/m</b>	Grid 6 <b>M4</b> <b>26.82 dBV/m</b>
Grid 7 <b>M4</b> <b>26.37 dBV/m</b>	Grid 8 <b>M4</b> <b>29.22 dBV/m</b>	Grid 9 <b>M4</b> <b>28.63 dBV/m</b>

**Cursor:**

Total = 29.22 dBV/m

E Category: M4

Location: -1, 25, 8.7 mm



0 dB = 28.92 V/m = 29.22 dBV/m

## #05\_HAC\_E\_GSM1900\_GSM Voice\_Ch661

Communication System: GSM-FDD (TDMA, GMSK); Frequency: 1880 MHz; Duty Cycle: 1:8.6896

Medium: Air Medium parameters used:  $\sigma = 0$  S/m,  $\epsilon_r = 1$ ;  $\rho = 0$  kg/m<sup>3</sup>

Ambient Temperature : 23.5 °C

### DASY5 Configuration

- Probe: ER3DV6 - SN2358; ConvF(1, 1, 1); Calibrated: 2018/1/19;
- Sensor-Surface: (Fix Surface)
- Electronics: DAE4 Sn854; Calibrated: 2017/5/2
- Phantom: HAC Test Arch with AMCC; Type: SD HAC P01 BA;
- Measurement SW: DASY52, Version 52.8 (8); SEMCAD X Version 14.6.10 (7373)

### E Scan - ER3D: 15 mm from Probe Center to the Device/Hearing Aid Compatibility Test

(101x101x1): Interpolated grid: dx=0.5000 mm, dy=0.5000 mm

Device Reference Point: 0, 0, -6.3 mm

Reference Value = 12.69 V/m; Power Drift = 0.05 dB

Applied MIF = 3.63 dB

RF audio interference level = 29.82 dBV/m

**Emission category: M4**

MIF scaled E-field

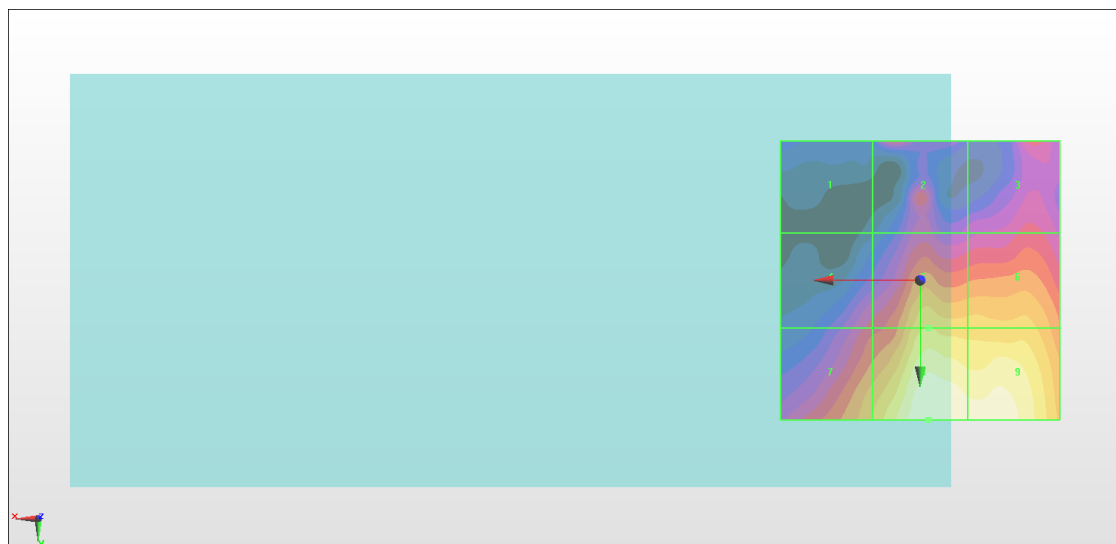
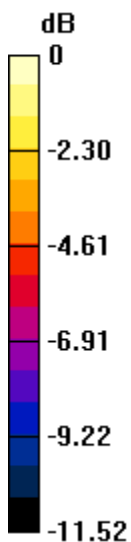
Grid 1 <b>M4</b> <b>21.21 dBV/m</b>	Grid 2 <b>M4</b> <b>24.55 dBV/m</b>	Grid 3 <b>M4</b> <b>24.12 dBV/m</b>
Grid 4 <b>M4</b> <b>24.14 dBV/m</b>	Grid 5 <b>M4</b> <b>27.55 dBV/m</b>	Grid 6 <b>M4</b> <b>27.13 dBV/m</b>
Grid 7 <b>M4</b> <b>26.82 dBV/m</b>	Grid 8 <b>M4</b> <b>29.82 dBV/m</b>	Grid 9 <b>M4</b> <b>29.56 dBV/m</b>

**Cursor:**

Total = 29.82 dBV/m

E Category: M4

Location: -1.5, 25, 8.7 mm



0 dB = 30.97 V/m = 29.82 dBV/m

## #06\_HAC\_E\_GSM1900\_GSM Voice\_Ch810

Communication System: GSM-FDD (TDMA, GMSK); Frequency: 1909.8 MHz; Duty Cycle: 1:8.6896

Medium: Air Medium parameters used:  $\sigma = 0$  S/m,  $\epsilon_r = 1$ ;  $\rho = 0$  kg/m<sup>3</sup>

Ambient Temperature : 23.5 °C

### DASY5 Configuration

- Probe: ER3DV6 - SN2358; ConvF(1, 1, 1); Calibrated: 2018/1/19;
- Sensor-Surface: (Fix Surface)
- Electronics: DAE4 Sn854; Calibrated: 2017/5/2
- Phantom: HAC Test Arch with AMCC; Type: SD HAC P01 BA;
- Measurement SW: DASY52, Version 52.8 (8); SEMCAD X Version 14.6.10 (7373)

### E Scan - ER3D: 15 mm from Probe Center to the Device/Hearing Aid Compatibility Test

(101x101x1): Interpolated grid: dx=0.5000 mm, dy=0.5000 mm

Device Reference Point: 0, 0, -6.3 mm

Reference Value = 12.30 V/m; Power Drift = -0.00 dB

Applied MIF = 3.63 dB

RF audio interference level = 29.06 dBV/m

**Emission category: M4**

MIF scaled E-field

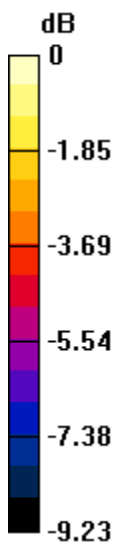
Grid 1 <b>M4</b> <b>22.91 dBV/m</b>	Grid 2 <b>M4</b> <b>23.84 dBV/m</b>	Grid 3 <b>M4</b> <b>24.36 dBV/m</b>
Grid 4 <b>M4</b> <b>23.32 dBV/m</b>	Grid 5 <b>M4</b> <b>27.04 dBV/m</b>	Grid 6 <b>M4</b> <b>27.1 dBV/m</b>
Grid 7 <b>M4</b> <b>25.64 dBV/m</b>	Grid 8 <b>M4</b> <b>29.04 dBV/m</b>	Grid 9 <b>M4</b> <b>29.06 dBV/m</b>

**Cursor:**

Total = 29.06 dBV/m

E Category: M4

Location: -9.5, 25, 8.7 mm



0 dB = 28.39 V/m = 29.06 dBV/m

### #07\_HAC\_E\_WLAN2.4GHz\_802.11g\_6Mbps\_Ch1

Communication System: 802.11g ; Frequency: 2412 MHz;Duty Cycle: 1:12.5893

Medium: Air Medium parameters used:  $\sigma = 0$  S/m,  $\epsilon_r = 1$ ;  $\rho = 0$  kg/m<sup>3</sup>

Ambient Temperature : 23.5 °C

#### DASY5 Configuration

- Probe: EF3DV3 - SN4047; ConvF(1, 1, 1); Calibrated: 2018/1/8;
- Sensor-Surface: (Fix Surface)
- Electronics: DAE4 Sn854; Calibrated: 2017/5/2
- Phantom: HAC Test Arch with AMCC; Type: SD HAC P01 BA;
- Measurement SW: DASY52, Version 52.8 (8); SEMCAD X Version 14.6.10 (7373)

#### E Scan - ER3D: 15 mm from Probe Center to the Device/Hearing Aid Compatibility Test

**(101x101x1):** Interpolated grid: dx=0.5000 mm, dy=0.5000 mm

Device Reference Point: 0, 0, -6.3 mm

Reference Value = 26.55 V/m; Power Drift = 0.08 dB

Applied MIF = 0.12 dB

RF audio interference level = 31.06 dBV/m

**Emission category: M3**

MIF scaled E-field


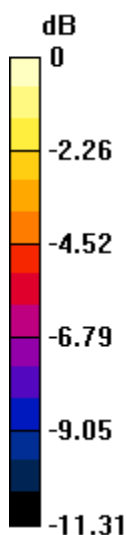
Grid 1 <b>M3</b> <b>30.77 dBV/m</b>	Grid 2 <b>M3</b> <b>31.06 dBV/m</b>	Grid 3 <b>M4</b> <b>29.73 dBV/m</b>
Grid 4 <b>M4</b> <b>24.7 dBV/m</b>	Grid 5 <b>M4</b> <b>25.6 dBV/m</b>	Grid 6 <b>M4</b> <b>25.31 dBV/m</b>
Grid 7 <b>M4</b> <b>22.07 dBV/m</b>	Grid 8 <b>M4</b> <b>24.95 dBV/m</b>	Grid 9 <b>M4</b> <b>24.94 dBV/m</b>

**Cursor:**

Total = 31.06 dBV/m

E Category: M3

Location: 2, -25, 7.7 mm



0 dB = 35.71 V/m = 31.06 dBV/m

### #08\_HAC\_E\_WLAN2.4GHz\_802.11g\_6Mbps\_Ch6

Communication System: 802.11g ; Frequency: 2437 MHz;Duty Cycle: 1:12.5893

Medium: Air Medium parameters used:  $\sigma = 0$  S/m,  $\epsilon_r = 1$ ;  $\rho = 0$  kg/m<sup>3</sup>

Ambient Temperature : 23.5 °C

#### DASY5 Configuration

- Probe: EF3DV3 - SN4047; ConvF(1, 1, 1); Calibrated: 2018/1/8;
- Sensor-Surface: (Fix Surface)
- Electronics: DAE4 Sn854; Calibrated: 2017/5/2
- Phantom: HAC Test Arch with AMCC; Type: SD HAC P01 BA;
- Measurement SW: DASY52, Version 52.8 (8); SEMCAD X Version 14.6.10 (7373)

### E Scan - ER3D: 15 mm from Probe Center to the Device/Hearing Aid Compatibility Test

**(101x101x1):** Interpolated grid: dx=0.5000 mm, dy=0.5000 mm

Device Reference Point: 0, 0, -6.3 mm

Reference Value = 26.64 V/m; Power Drift = -0.01 dB

Applied MIF = 0.12 dB

RF audio interference level = 30.95 dBV/m

**Emission category: M3**

MIF scaled E-field


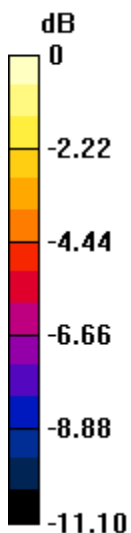
Grid 1 <b>M3</b> <b>30.67 dBV/m</b>	Grid 2 <b>M3</b> <b>30.95 dBV/m</b>	Grid 3 <b>M4</b> <b>29.64 dBV/m</b>
Grid 4 <b>M4</b> <b>24.63 dBV/m</b>	Grid 5 <b>M4</b> <b>25.55 dBV/m</b>	Grid 6 <b>M4</b> <b>25.28 dBV/m</b>
Grid 7 <b>M4</b> <b>22.08 dBV/m</b>	Grid 8 <b>M4</b> <b>24.87 dBV/m</b>	Grid 9 <b>M4</b> <b>24.86 dBV/m</b>

**Cursor:**

Total = 30.95 dBV/m

E Category: M3

Location: 2, -25, 7.7 mm



0 dB = 35.28 V/m = 30.95 dBV/m



### #09\_HAC\_E\_WLAN2.4GHz\_802.11g\_6Mbps\_Ch11

Communication System: 802.11g ; Frequency: 2462 MHz;Duty Cycle: 1:12.5893

Medium: Air Medium parameters used:  $\sigma = 0$  S/m,  $\epsilon_r = 1$ ;  $\rho = 0$  kg/m<sup>3</sup>

Ambient Temperature : 23.5 °C

#### DASY5 Configuration

- Probe: EF3DV3 - SN4047; ConvF(1, 1, 1); Calibrated: 2018/1/8;
- Sensor-Surface: (Fix Surface)
- Electronics: DAE4 Sn854; Calibrated: 2017/5/2
- Phantom: HAC Test Arch with AMCC; Type: SD HAC P01 BA;
- Measurement SW: DASY52, Version 52.8 (8); SEMCAD X Version 14.6.10 (7373)

#### E Scan - ER3D: 15 mm from Probe Center to the Device/Hearing Aid Compatibility Test

(101x101x1): Interpolated grid: dx=0.5000 mm, dy=0.5000 mm

Device Reference Point: 0, 0, -6.3 mm

Reference Value = 26.55 V/m; Power Drift = -0.03 dB

Applied MIF = 0.12 dB

RF audio interference level = 30.91 dBV/m

**Emission category: M3**

MIF scaled E-field


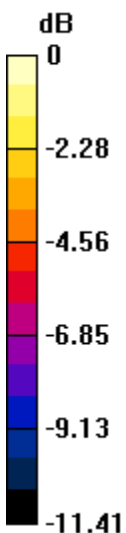
Grid 1 <b>M3</b> <b>30.59 dBV/m</b>	Grid 2 <b>M3</b> <b>30.91 dBV/m</b>	Grid 3 <b>M4</b> <b>29.59 dBV/m</b>
Grid 4 <b>M4</b> <b>24.52 dBV/m</b>	Grid 5 <b>M4</b> <b>25.48 dBV/m</b>	Grid 6 <b>M4</b> <b>25.17 dBV/m</b>
Grid 7 <b>M4</b> <b>21.98 dBV/m</b>	Grid 8 <b>M4</b> <b>24.81 dBV/m</b>	Grid 9 <b>M4</b> <b>24.81 dBV/m</b>

**Cursor:**

Total = 30.91 dBV/m

E Category: M3

Location: 1.5, -25, 7.7 mm



0 dB = 35.12 V/m = 30.91 dBV/m