

HAC_E_Dipole_835_180222

DUT: HAC-Dipole 835 MHz

Communication System: CW; Frequency: 835 MHz; Duty Cycle: 1:1

Medium: Air Medium parameters used: $\sigma = 0$ S/m, $\epsilon_r = 1$; $\rho = 0$ kg/m³

Ambient Temperature : 23.5 °C

DASY5 Configuration

- Probe: ER3DV6 - SN2358; ConvF(1, 1, 1); Calibrated: 2018/1/19;
- Sensor-Surface: (Fix Surface)
- Electronics: DAE4 Sn854; Calibrated: 2017/5/2
- Phantom: HAC Test Arch with AMCC; Type: SD HAC P01 BA;
- Measurement SW: DASY52, Version 52.8 (8); SEMCAD X Version 14.6.10 (7373)

E Scan - measurement distance from the probe sensor center to CD835 = 10mm & 15mm/Hearing Aid Compatibility Test at 15mm distance (41x361x1): Interpolated grid:

dx=0.5000 mm, dy=0.5000 mm

Device Reference Point: 0, 0, -6.3 mm

Reference Value = 123.4 V/m; Power Drift = -0.01 dB

PMR not calibrated. PMF = 1.000 is applied.

E-field emissions = 109.6 V/m

Average value of Total=(109.6+107.6) / 2 = 108.6 V/m

PMF scaled E-field

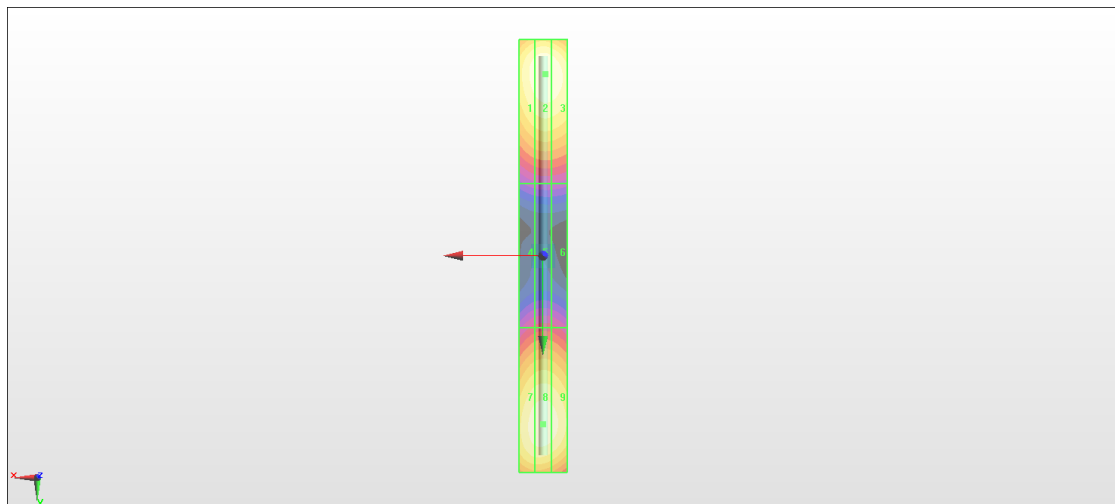
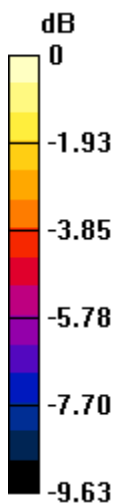
Grid 1 M4 106.0 V/m	Grid 2 M4 109.6 V/m	Grid 3 M4 108.3 V/m
Grid 4 M4 62.68 V/m	Grid 5 M4 63.73 V/m	Grid 6 M4 63.05 V/m
Grid 7 M4 105.9 V/m	Grid 8 M4 107.6 V/m	Grid 9 M4 105.9 V/m

Cursor:

Total = 109.6 V/m

E Category: M4

Location: -1, -75.5, 9.7 mm



0 dB = 109.6 V/m = 40.80 dBV/m

HAC_E_Dipole_1880_180222

DUT: HAC Dipole 1880 MHz

Communication System: CW; Frequency: 1880 MHz; Duty Cycle: 1:1

Medium: Air Medium parameters used: $\sigma = 0$ S/m, $\epsilon_r = 1$; $\rho = 0$ kg/m³

Ambient Temperature : 23.5 °C

DASY5 Configuration

- Probe: ER3DV6 - SN2358; ConvF(1, 1, 1); Calibrated: 2018/1/19;
- Sensor-Surface: (Fix Surface)
- Electronics: DAE4 Sn854; Calibrated: 2017/5/2
- Phantom: HAC Test Arch with AMCC; Type: SD HAC P01 BA;
- Measurement SW: DASY52, Version 52.8 (8); SEMCAD X Version 14.6.10 (7373)

E Scan - measurement distance from the probe sensor center to CD1880 = 10mm & 15mm/Hearing Aid Compatibility Test at 15mm distance (41x181x1): Interpolated grid:

dx=0.5000 mm, dy=0.5000 mm

Device Reference Point: 0, 0, -6.3 mm

Reference Value = 144.9 V/m; Power Drift = 0.10 dB

PMR not calibrated. PMF = 1.000 is applied.

E-field emissions = 93.35 V/m

Average value of Total=(91.47+93.35) / 2 = 92.41 V/m

PMF scaled E-field

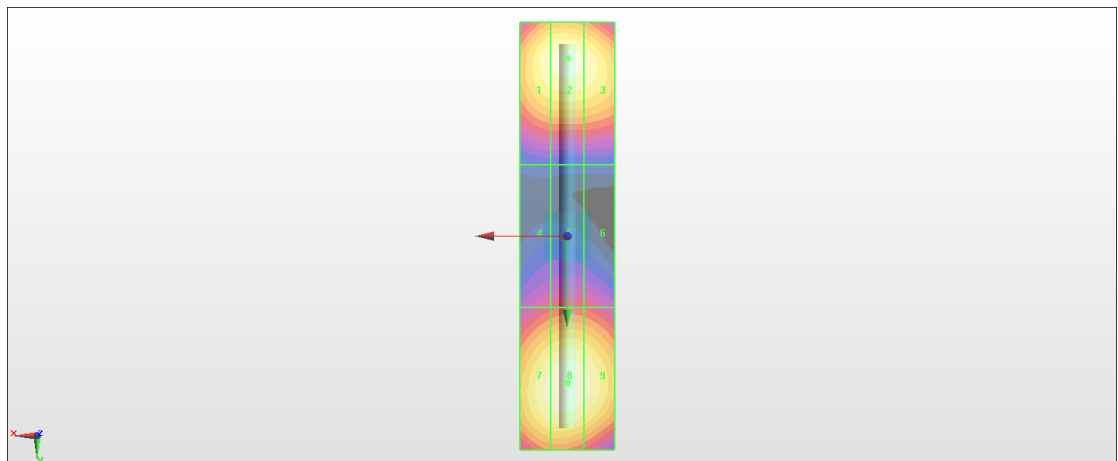
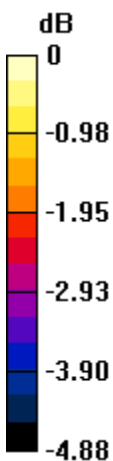
Grid 1 M3 90.21 V/m	Grid 2 M3 91.47 V/m	Grid 3 M3 90.01 V/m
Grid 4 M3 70.88 V/m	Grid 5 M3 72.25 V/m	Grid 6 M3 71.49 V/m
Grid 7 M3 91.58 V/m	Grid 8 M3 93.35 V/m	Grid 9 M3 91.40 V/m

Cursor:

Total = 93.35 V/m

E Category: M3

Location: 0, 31, 9.7 mm



0 dB = 93.35 V/m = 39.40 dBV/m

HAC_E_Dipole_2450_180309

DUT: HAC Dipole 2450 MHz

Communication System: CW; Frequency: 2450 MHz; Duty Cycle: 1:1

Medium: Air Medium parameters used: $\sigma = 0$ S/m, $\epsilon_r = 1$; $\rho = 0$ kg/m³

Ambient Temperature : 23.5 °C

DASY5 Configuration

- Probe: EF3DV3 - SN4047; ConvF(1, 1, 1); Calibrated: 2018/1/8;
- Sensor-Surface: (Fix Surface)
- Electronics: DAE4 Sn854; Calibrated: 2017/5/2
- Phantom: HAC Test Arch with AMCC; Type: SD HAC P01 BA;
- Measurement SW: DASY52, Version 52.8 (8); SEMCAD X Version 14.6.10 (7373)

E Scan - measurement distance from the probe sensor center to CD2450 = 10mm & 15mm 2/Hearing Aid Compatibility Test at 15mm distance (41x181x1): Interpolated grid: dx=0.5000 mm, dy=0.5000 mm

Device Reference Point: 0, 0, -6.3 mm

Reference Value = 79.11 V/m; Power Drift = 0.01 dB

PMR not calibrated. PMF = 1.000 is applied.

E-field emissions = 92.81 V/m

Average value of Total=(90.91+92.81) / 2 = 91.86 V/m

PMF scaled E-field

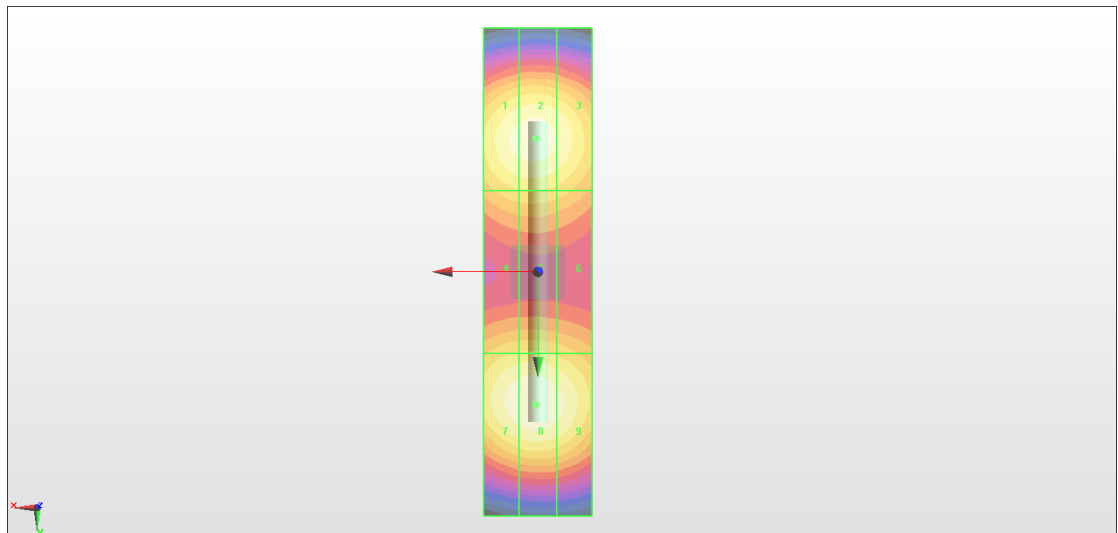
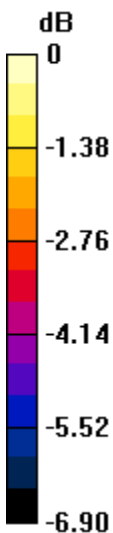
Grid 1 M3 89.92 V/m	Grid 2 M3 90.91 V/m	Grid 3 M3 88.02 V/m
Grid 4 M3 79.92 V/m	Grid 5 M3 80.29 V/m	Grid 6 M3 78.40 V/m
Grid 7 M3 91.45 V/m	Grid 8 M3 92.81 V/m	Grid 9 M3 89.88 V/m

Cursor:

Total = 92.81 V/m

E Category: M3

Location: 0.5, 24.5, 8.7 mm



0 dB = 92.81 V/m = 39.35 dBV/m