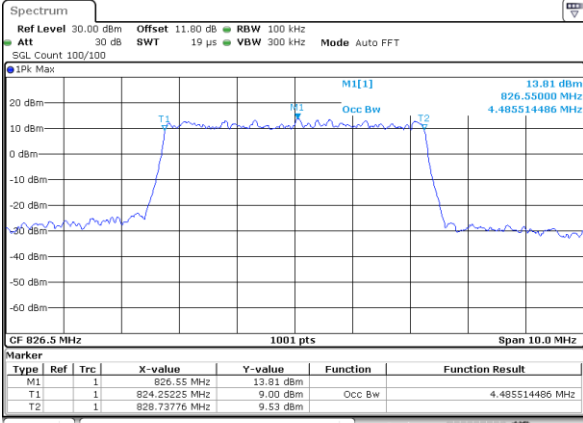




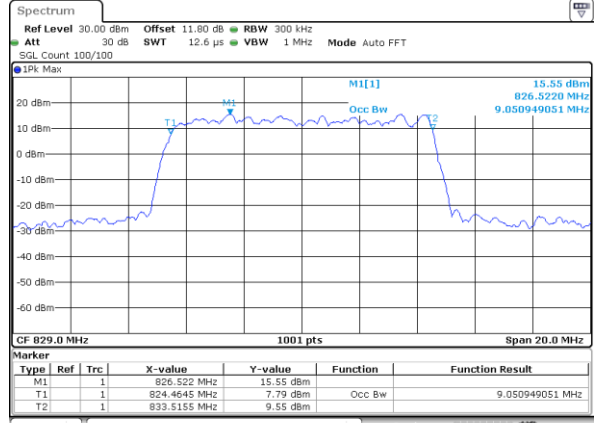
LTE Band 5

Lowest Channel / 5MHz / 64QAM



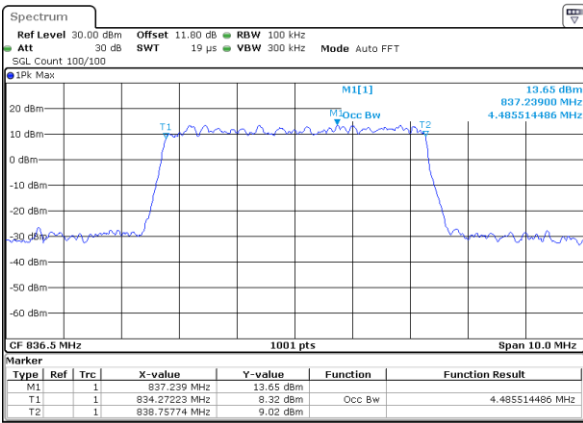
Date: 18.FEB.2018 00:02:10

Lowest Channel / 10MHz / 64QAM



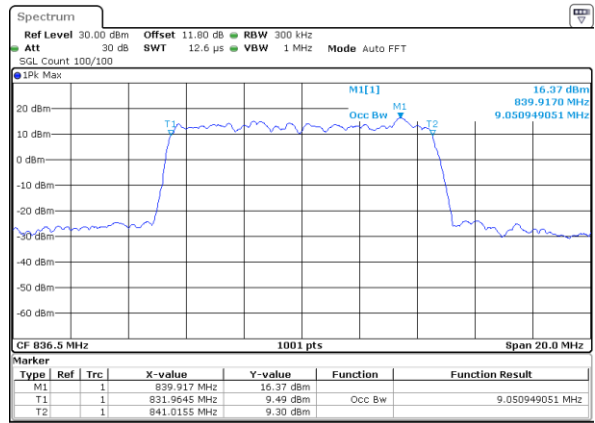
Date: 18.FEB.2018 00:12:55

Middle Channel / 5MHz / 64QAM



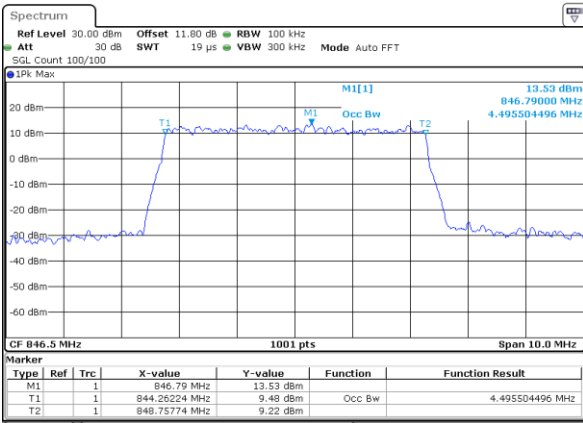
Date: 18.FEB.2018 00:06:56

Middle Channel / 10MHz / 64QAM



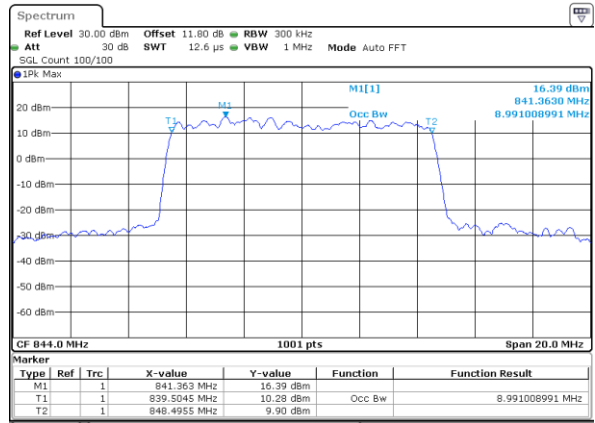
Date: 18.FEB.2018 00:17:33

Highest Channel / 5MHz / 64QAM



Date: 18.FEB.2018 00:08:16

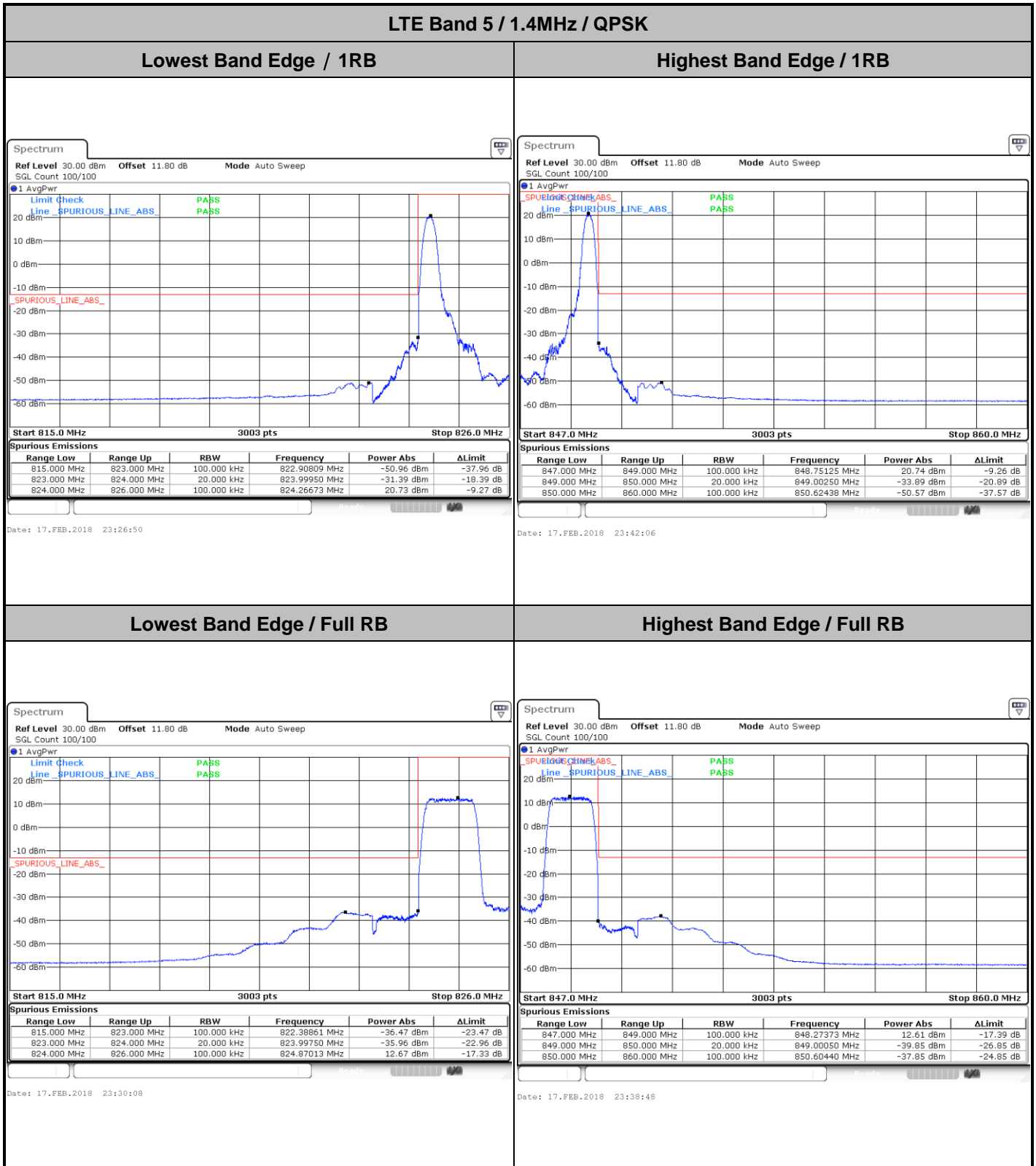
Highest Channel / 10MHz / 64QAM



Date: 18.FEB.2018 00:18:53



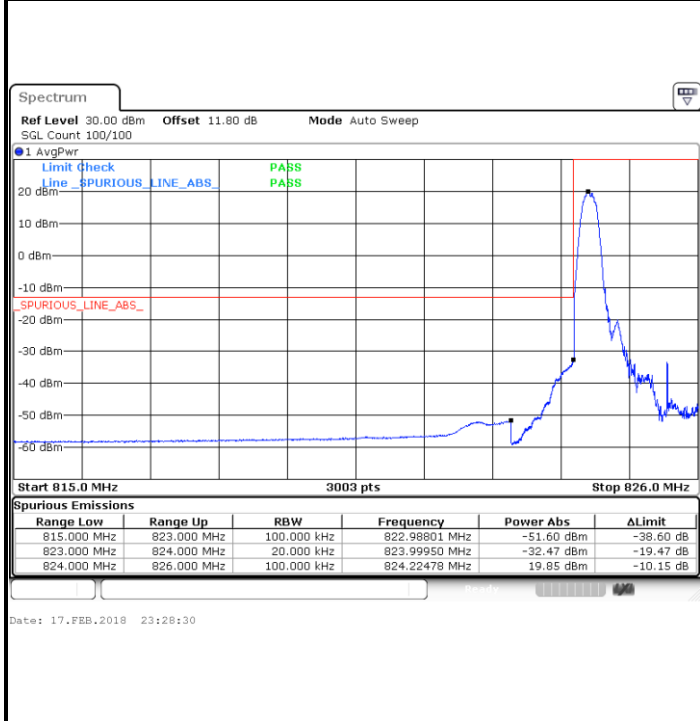
Conducted Band Edge



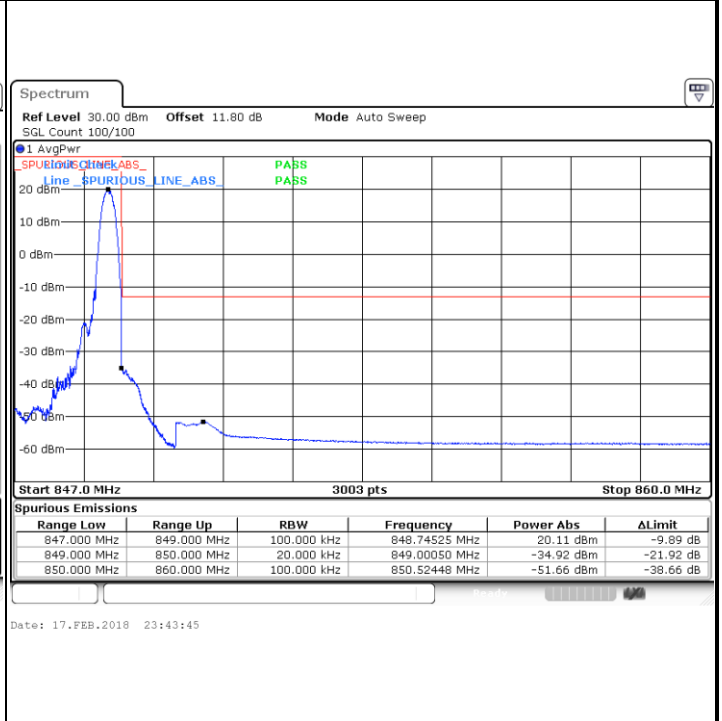


LTE Band 5 / 1.4MHz / 16QAM

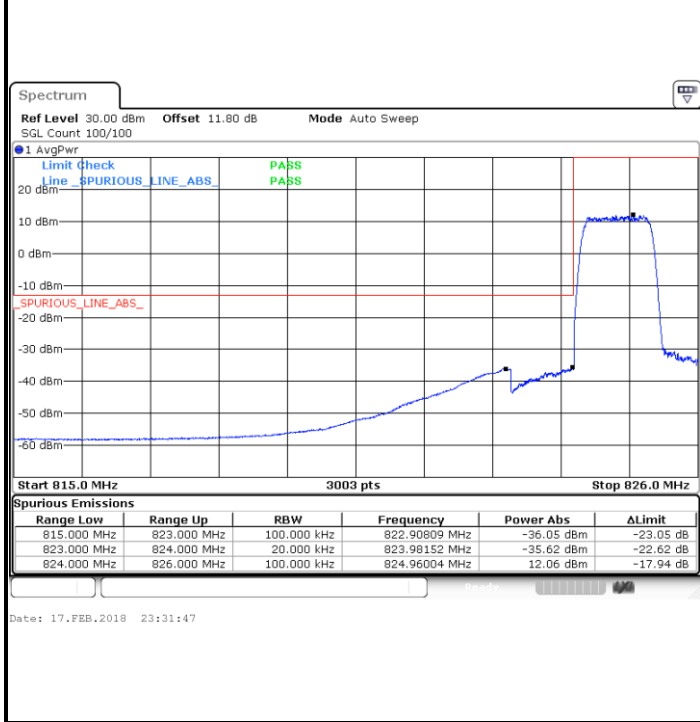
Lowest Band Edge / 1 RB



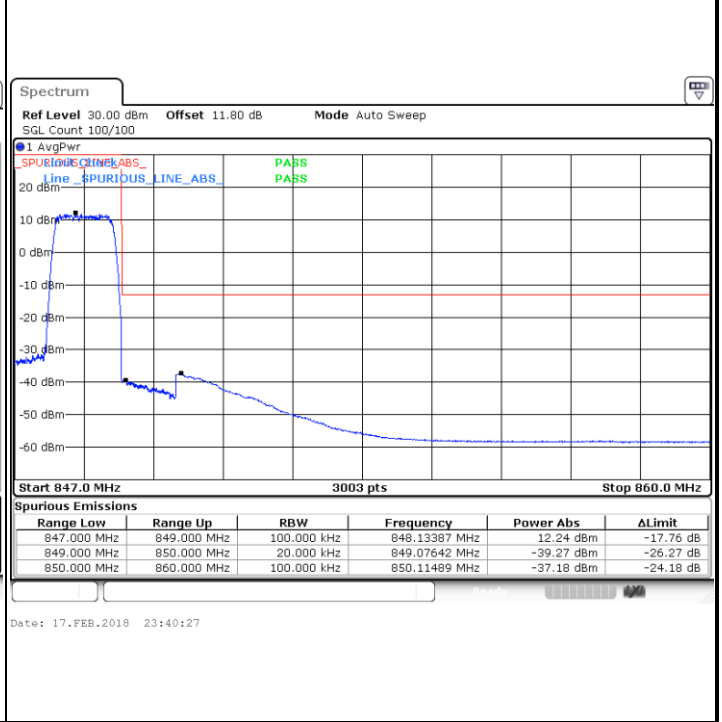
Highest Band Edge / 1 RB



Lowest Band Edge / Full RB



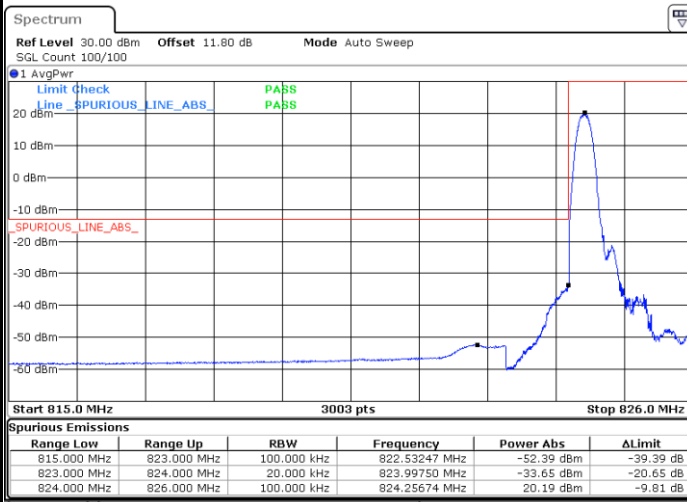
Highest Band Edge / Full RB





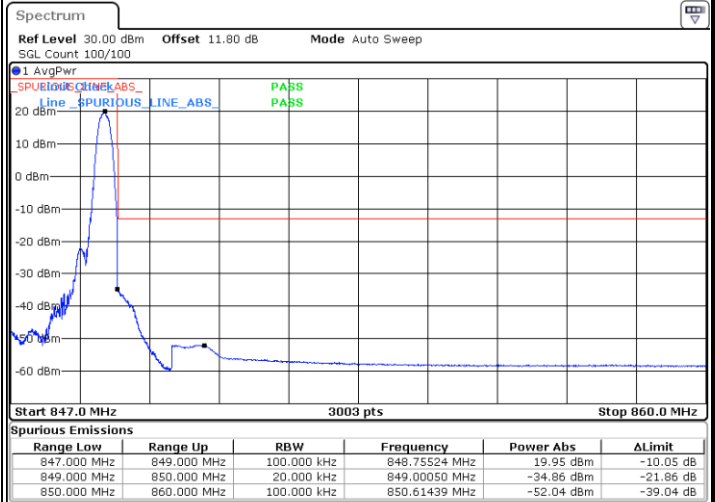
LTE Band 5 / 1.4MHz / 64QAM

Lowest Band Edge / 1 RB



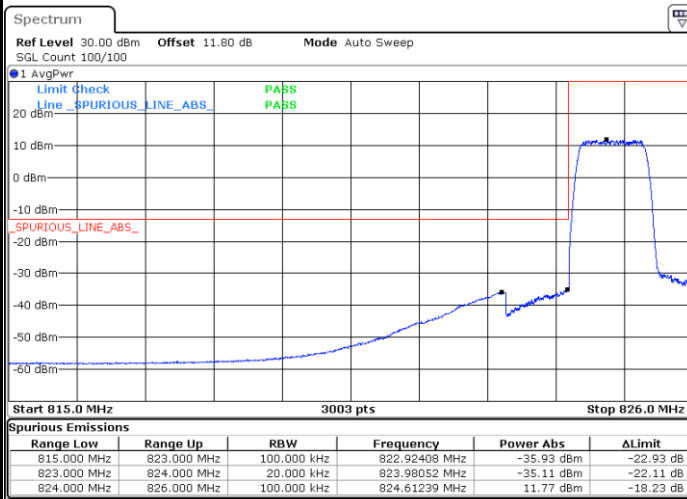
Date: 18.FEB.2018 00:25:22

Highest Band Edge / 1 RB



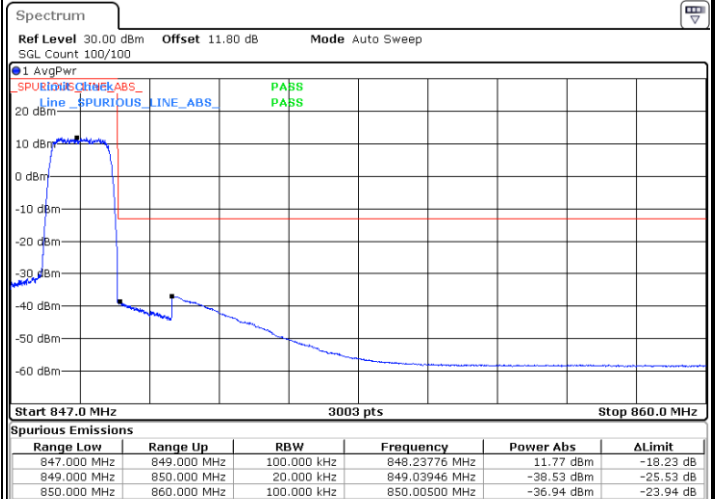
Date: 18.FEB.2018 00:32:58

Lowest Band Edge / Full RB



Date: 18.FEB.2018 00:27:00

Highest Band Edge / Full RB

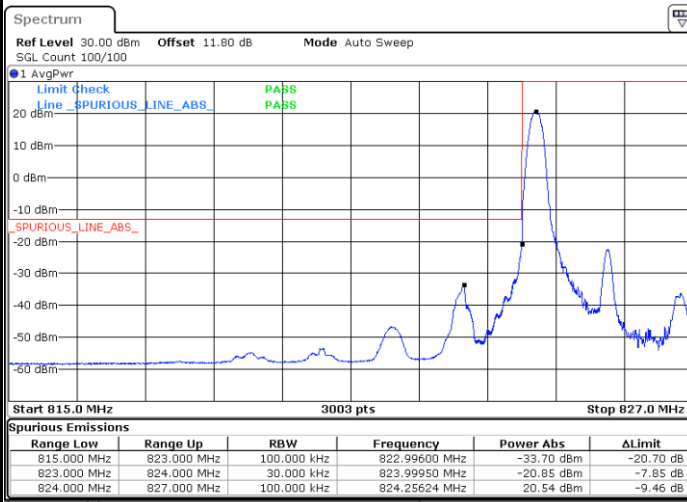


Date: 18.FEB.2018 00:31:20



LTE Band 5 / 3MHz / QPSK

Lowest Band Edge / 1RB



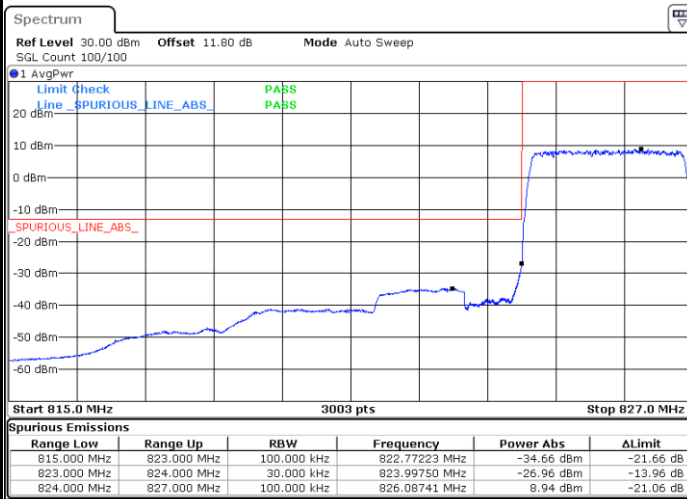
Date: 17.FEB.2018 22:19:48

Highest Band Edge / 1 RB



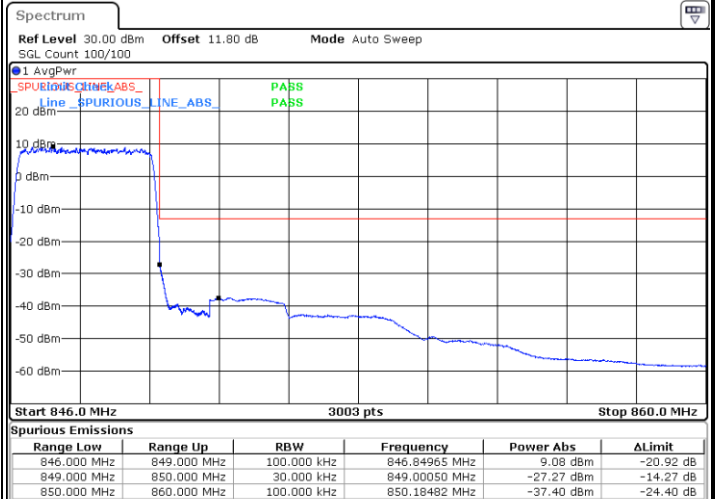
Date: 17.FEB.2018 22:31:46

Lowest Band Edge / Full RB



Date: 17.FEB.2018 22:23:07

Highest Band Edge / Full RB

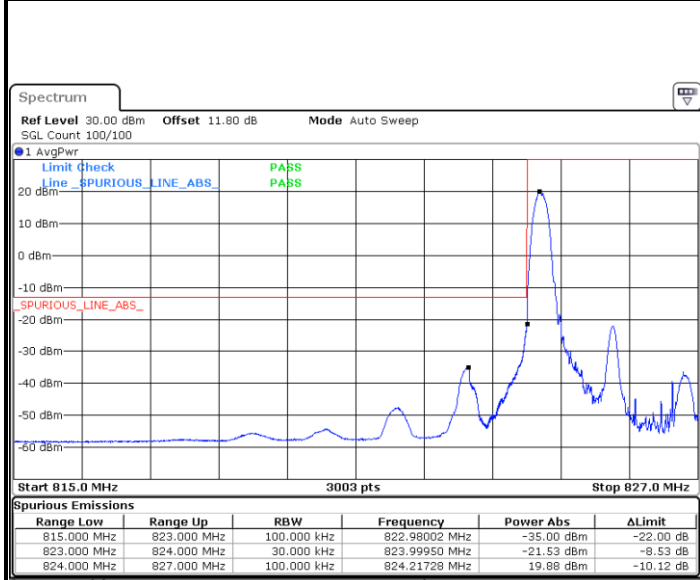


Date: 17.FEB.2018 22:35:04



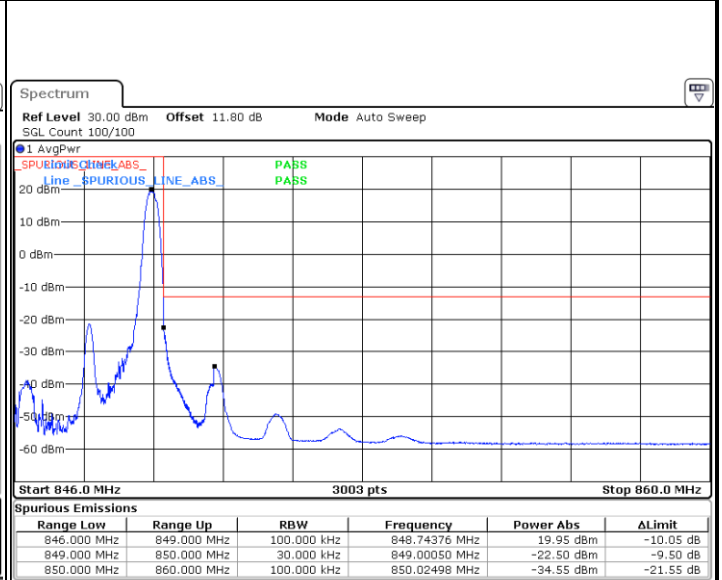
LTE Band 5 / 3MHz / 16QAM

Lowest Band Edge / 1 RB



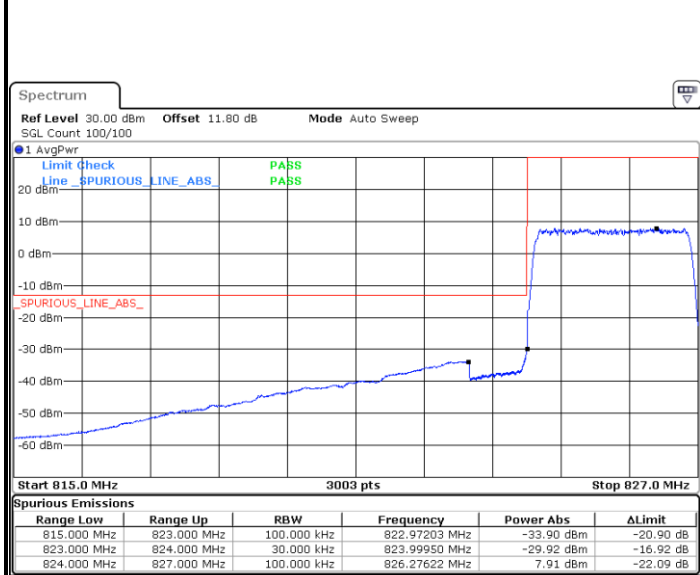
Date: 17.FEB.2018 22:21:28

Highest Band Edge / 1 RB



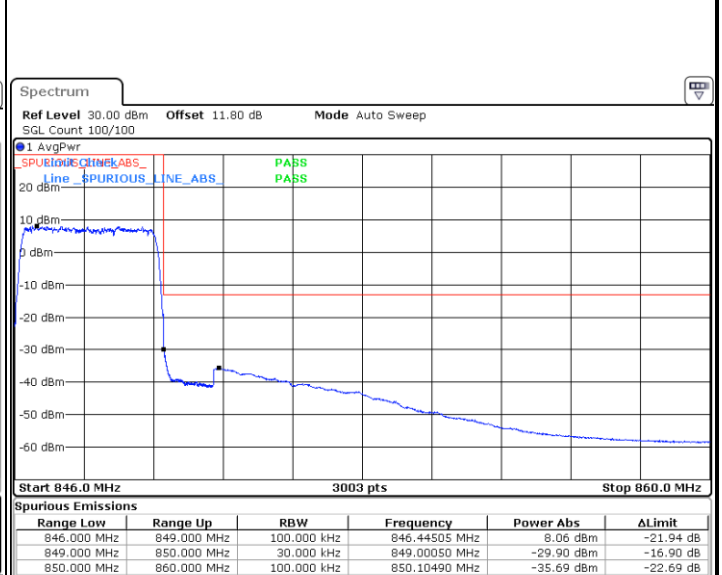
Date: 17.FEB.2018 22:33:25

Lowest Band Edge / Full RB



Date: 17.FEB.2018 22:24:46

Highest Band Edge / Full RB



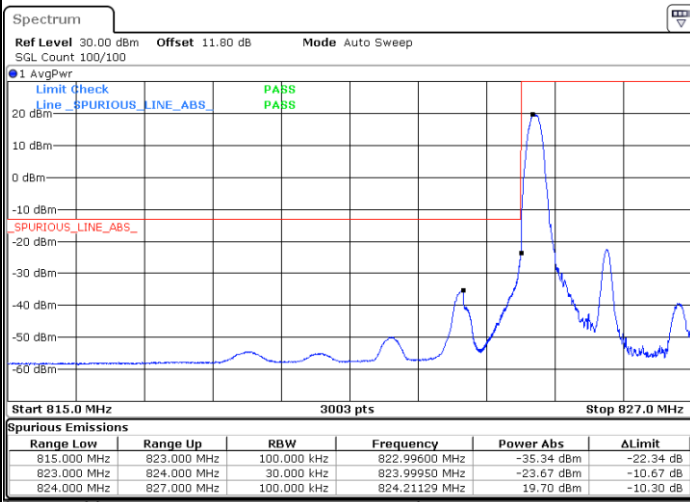
Date: 17.FEB.2018 22:36:43



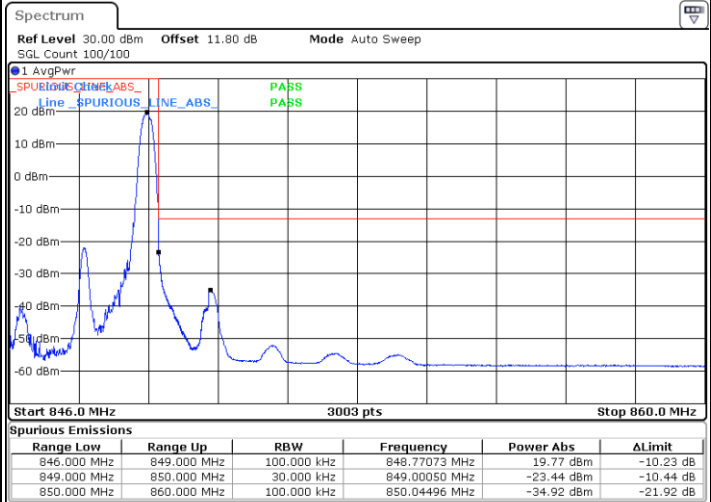
LTE Band 5 / 3MHz / 64QAM

Lowest Band Edge / 1 RB

Highest Band Edge / 1 RB



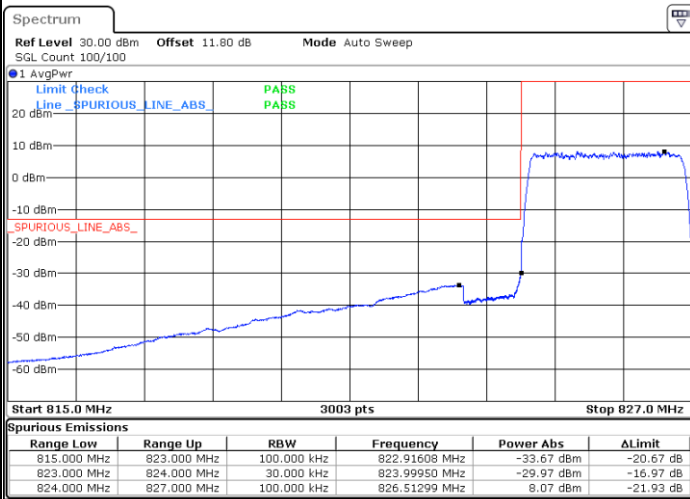
Date: 17.FEB.2018 23:53:31



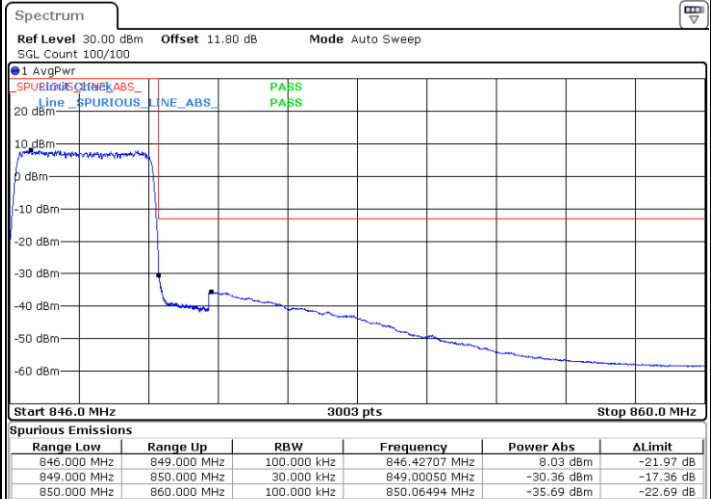
Date: 17.FEB.2018 23:59:30

Lowest Band Edge / Full RB

Highest Band Edge / Full RB



Date: 17.FEB.2018 23:55:10

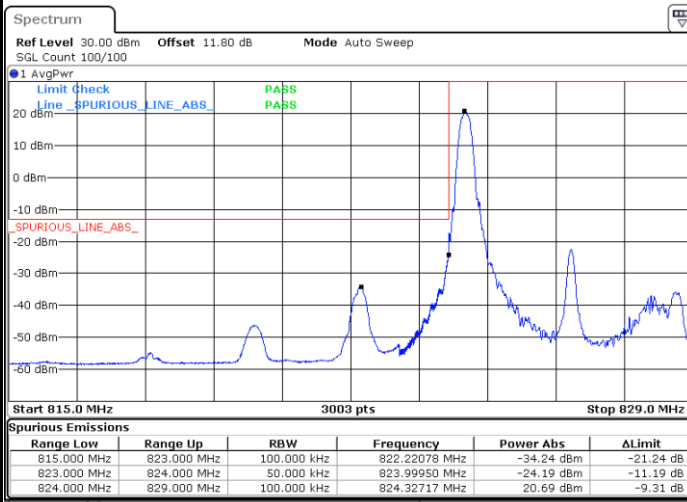


Date: 18.FEB.2018 00:01:09



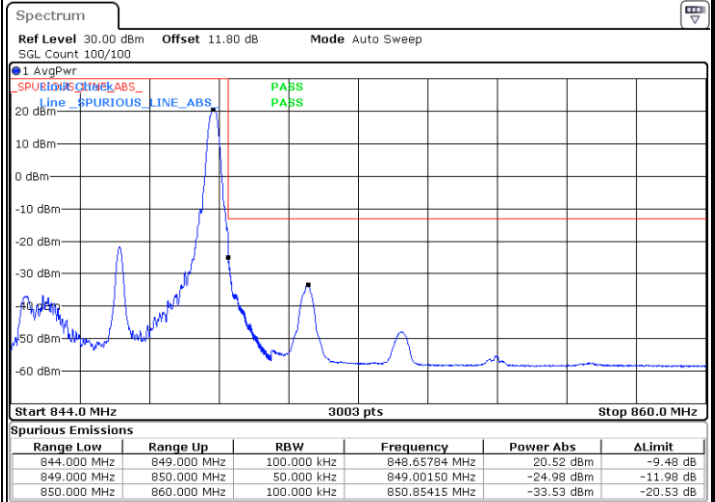
LTE Band 5 / 5MHz / QPSK

Lowest Band Edge / 1 RB



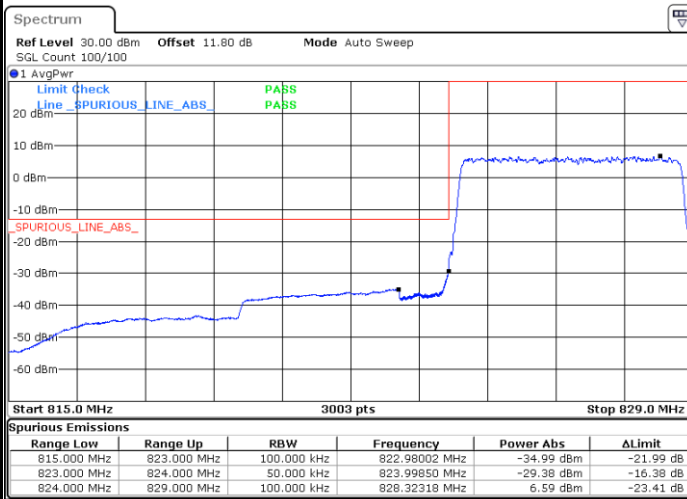
Date: 17.FEB.2018 22:41:02

Highest Band Edge / 1 RB



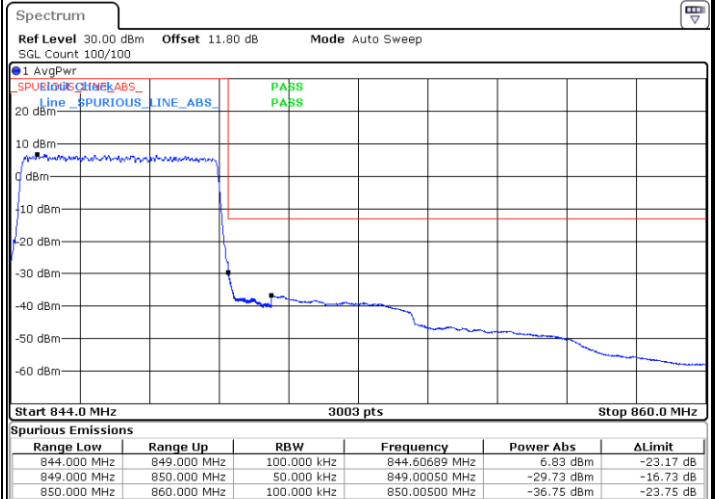
Date: 17.FEB.2018 22:52:59

Lowest Band Edge / Full RB



Date: 17.FEB.2018 22:44:20

Highest Band Edge / Full RB

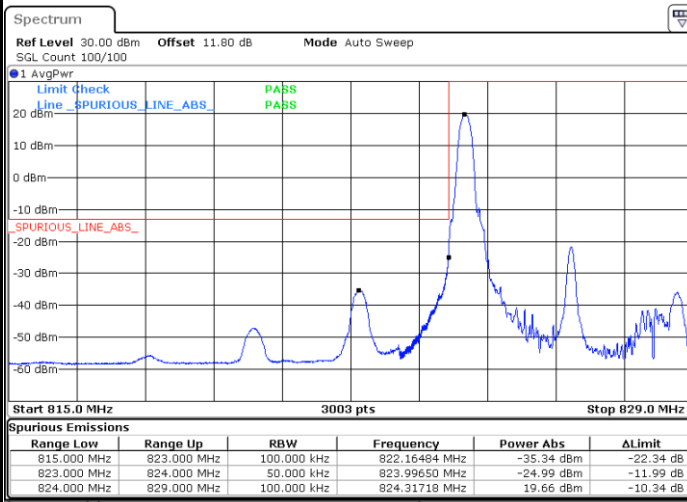


Date: 17.FEB.2018 22:56:17



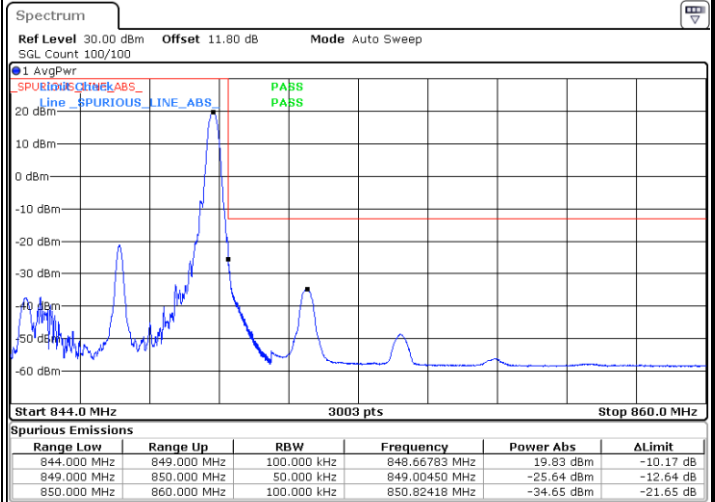
LTE Band 5 / 5MHz / 16QAM

Lowest Band Edge / 1RB



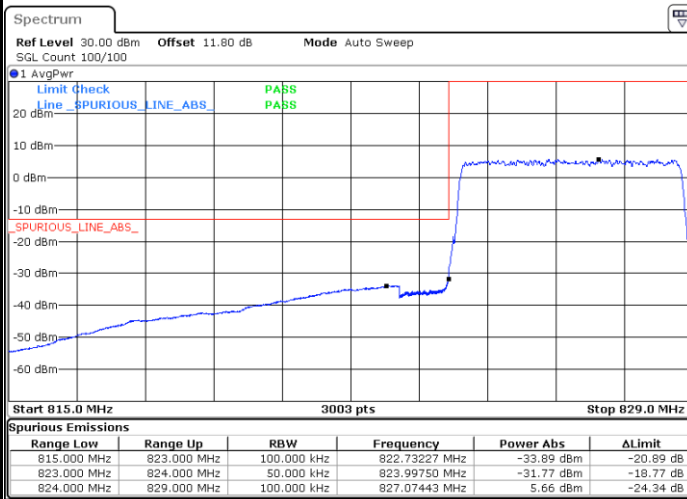
Date: 17.FEB.2018 22:42:41

Highest Band Edge / 1 RB



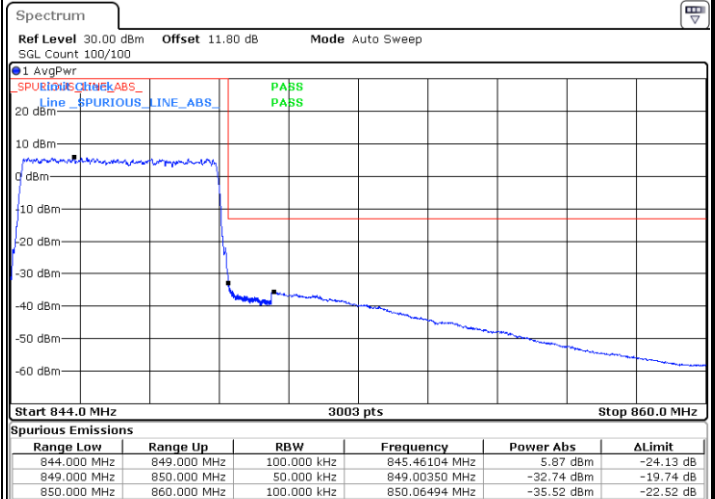
Date: 17.FEB.2018 22:54:38

Lowest Band Edge / Full RB



Date: 17.FEB.2018 22:45:59

Highest Band Edge / Full RB

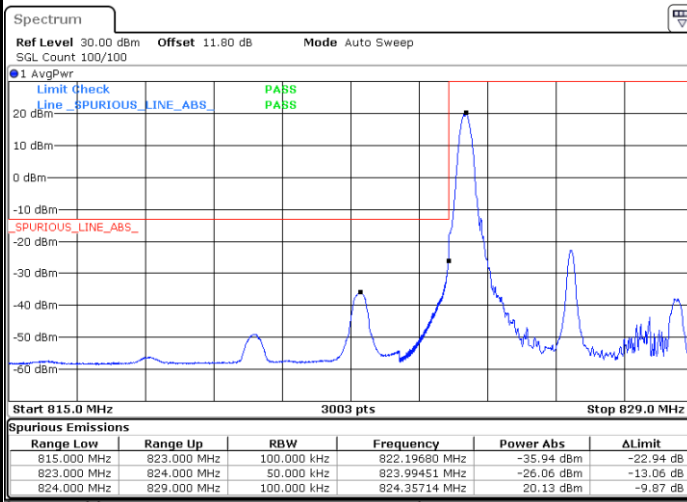


Date: 17.FEB.2018 22:57:56



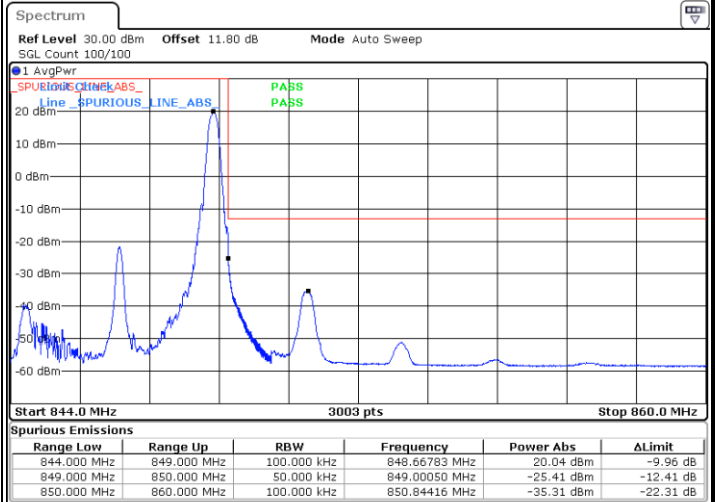
LTE Band 5 / 5MHz / 64QAM

Lowest Band Edge / 1RB



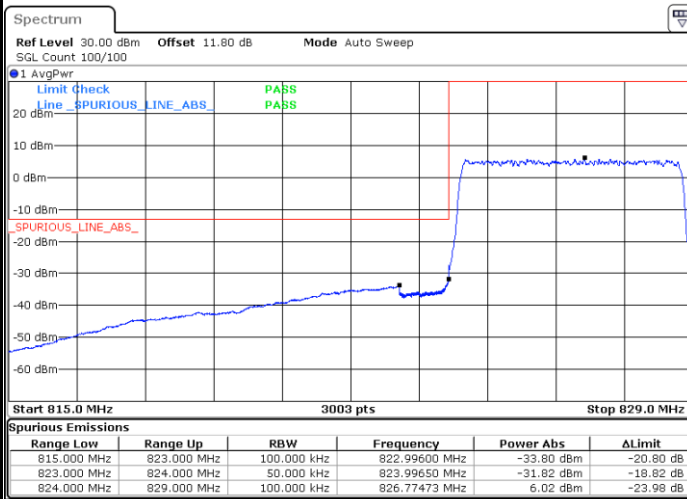
Date: 18.FEB.2018 00:04:08

Highest Band Edge / 1 RB



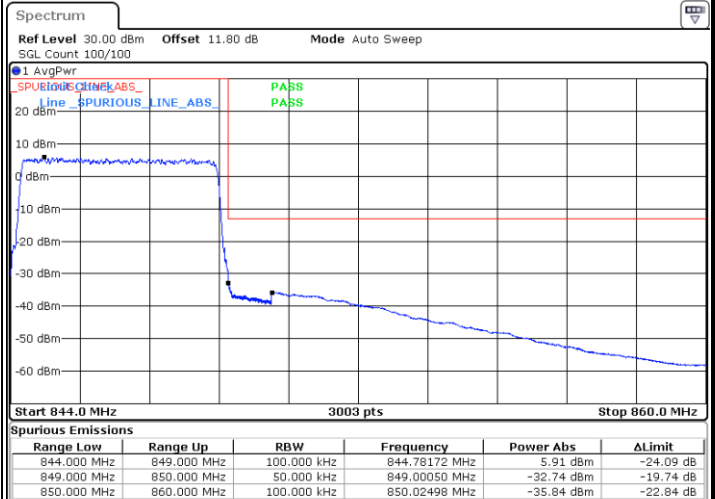
Date: 18.FEB.2018 00:10:07

Lowest Band Edge / Full RB



Date: 18.FEB.2018 00:05:47

Highest Band Edge / Full RB



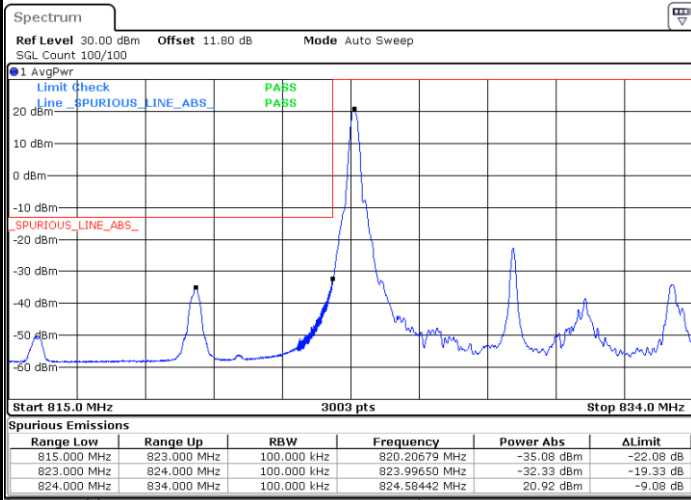
Date: 18.FEB.2018 00:11:46



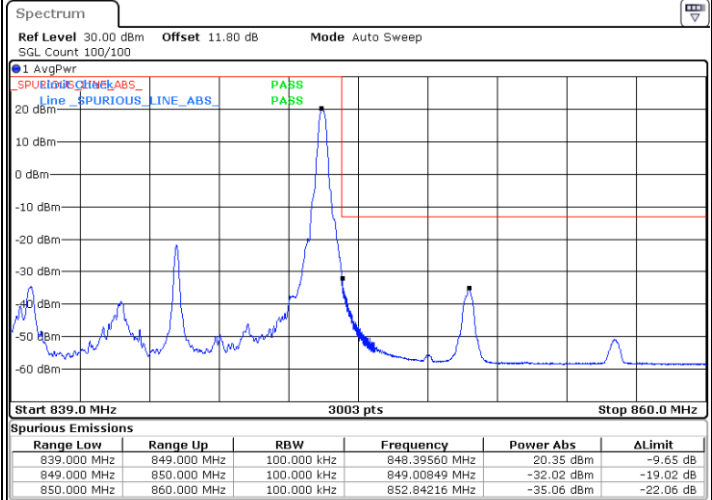
LTE Band 5 / 10MHz / QPSK

Lowest Band Edge / 1 RB

Highest Band Edge / 1 RB



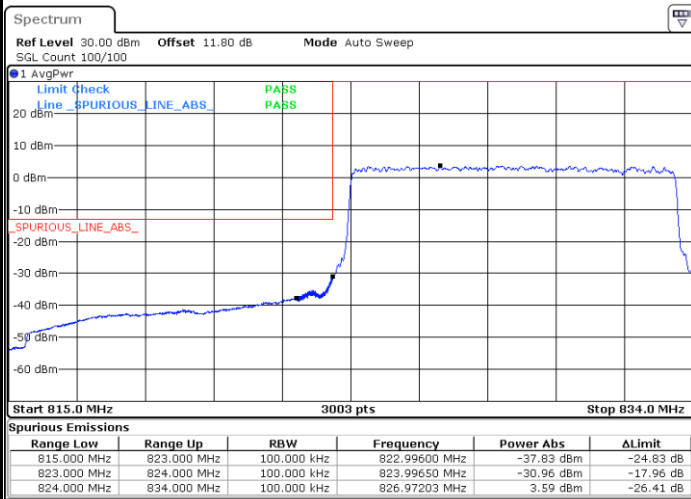
Date: 17.FEB.2018 23:02:15



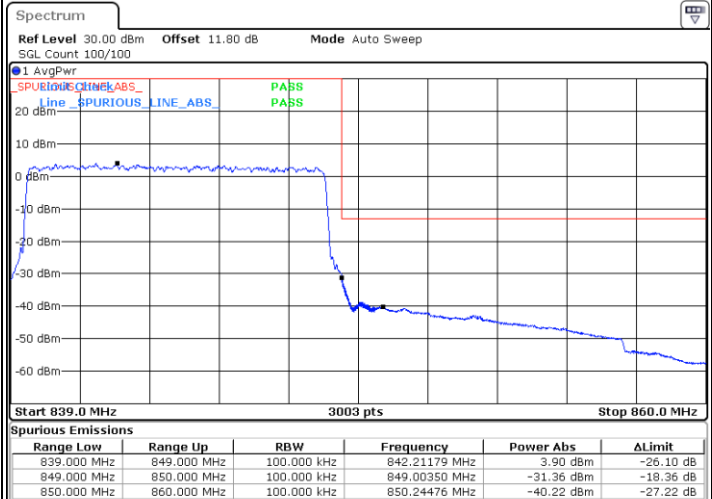
Date: 17.FEB.2018 23:14:12

Lowest Band Edge / Full RB

Highest Band Edge / Full RB



Date: 17.FEB.2018 23:05:33

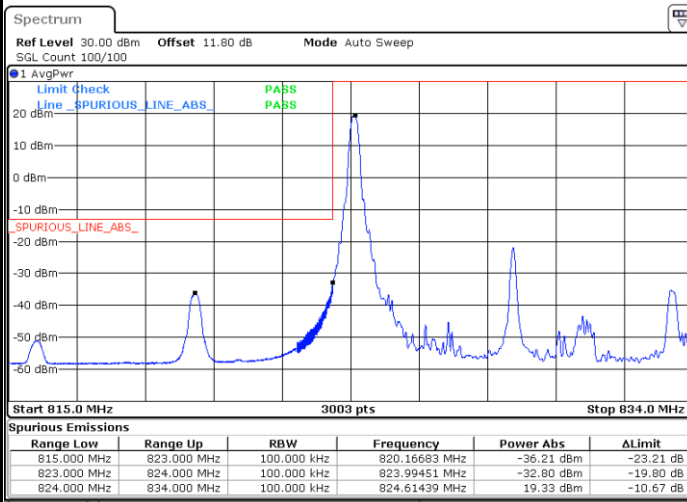


Date: 17.FEB.2018 23:17:29



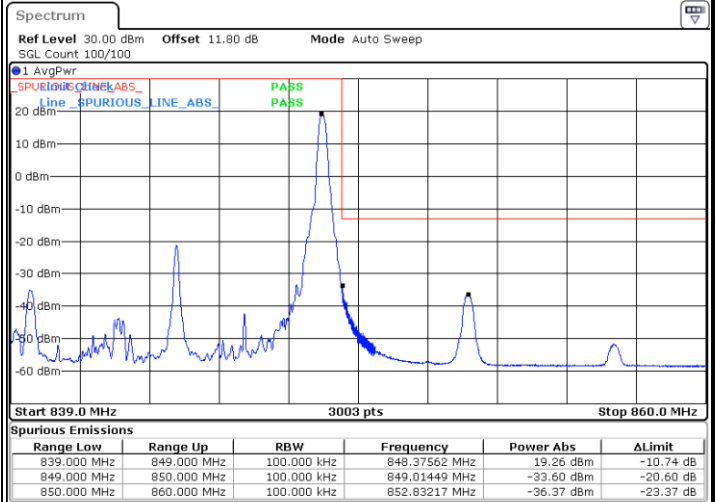
LTE Band 5 / 10MHz / 16QAM

Lowest Band Edge / 1 RB



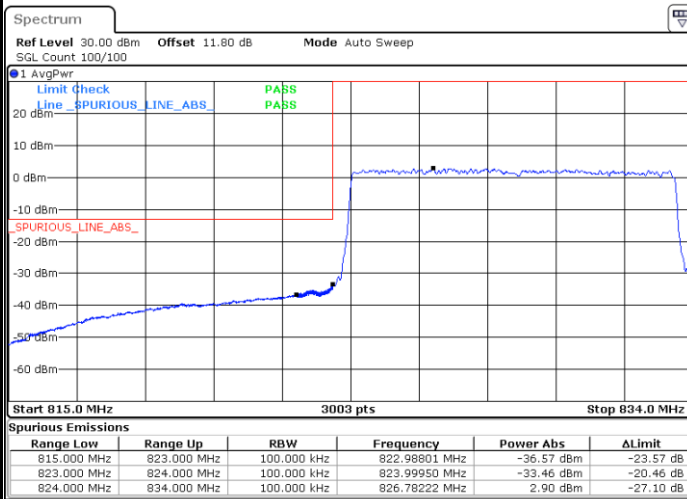
Date: 17.FEB.2018 23:03:54

Highest Band Edge / 1 RB



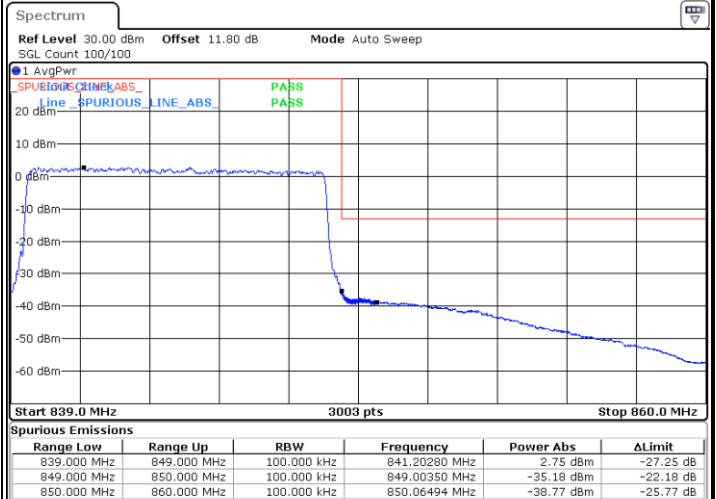
Date: 17.FEB.2018 23:15:51

Lowest Band Edge / Full RB



Date: 17.FEB.2018 23:07:12

Highest Band Edge / Full RB

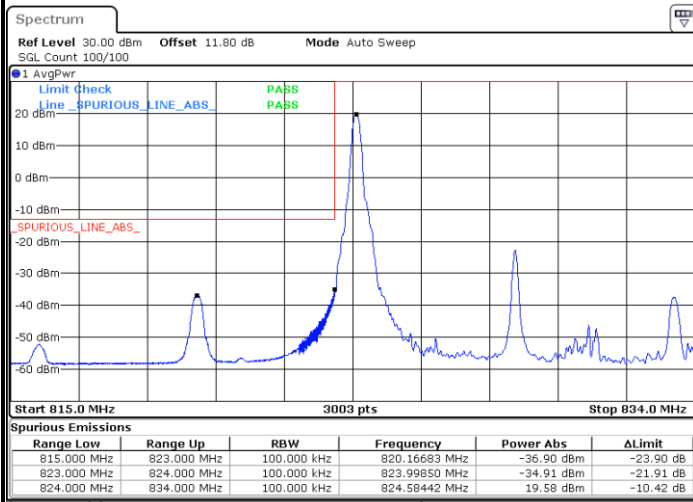


Date: 17.FEB.2018 23:19:09



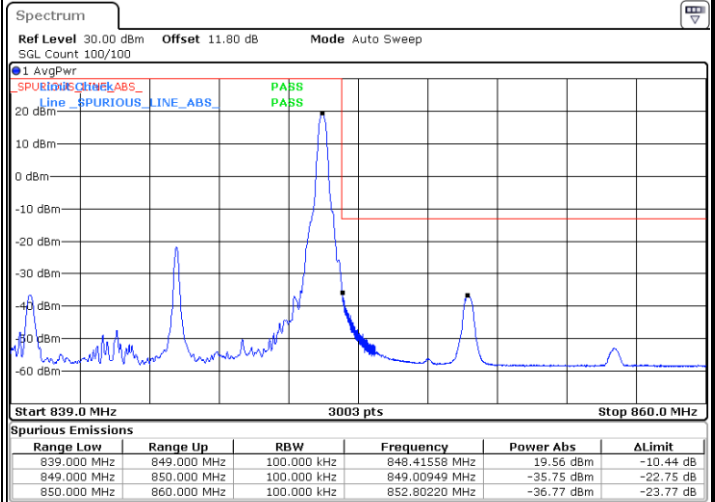
LTE Band 5 / 10MHz / 64QAM

Lowest Band Edge / 1 RB



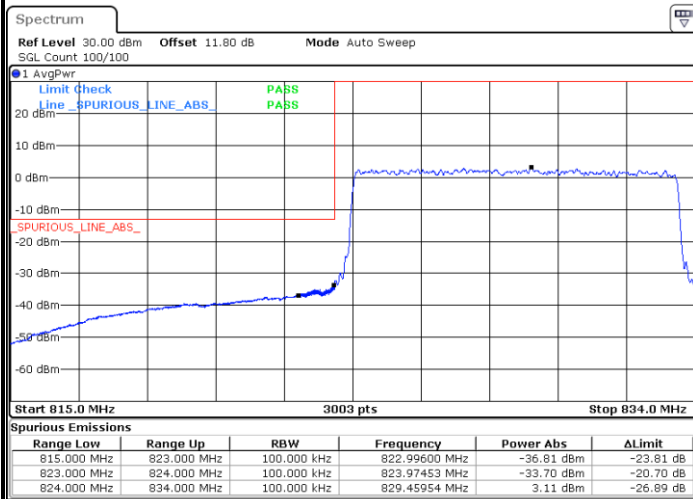
Date: 18.FEB.2018 00:14:45

Highest Band Edge / 1 RB



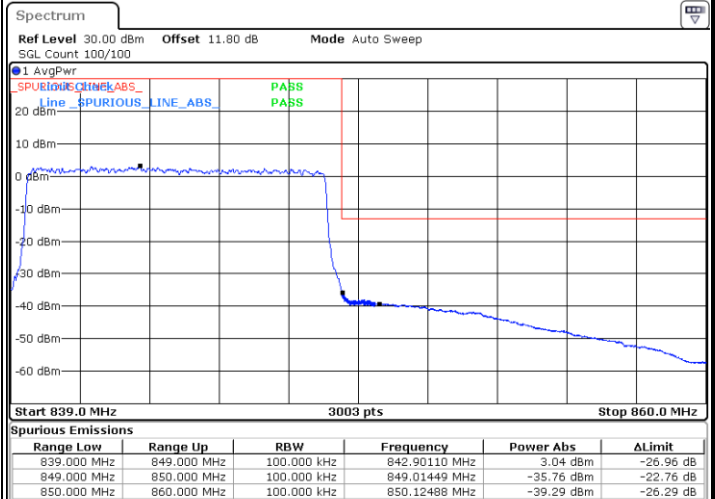
Date: 18.FEB.2018 00:20:44

Lowest Band Edge / Full RB



Date: 18.FEB.2018 00:16:24

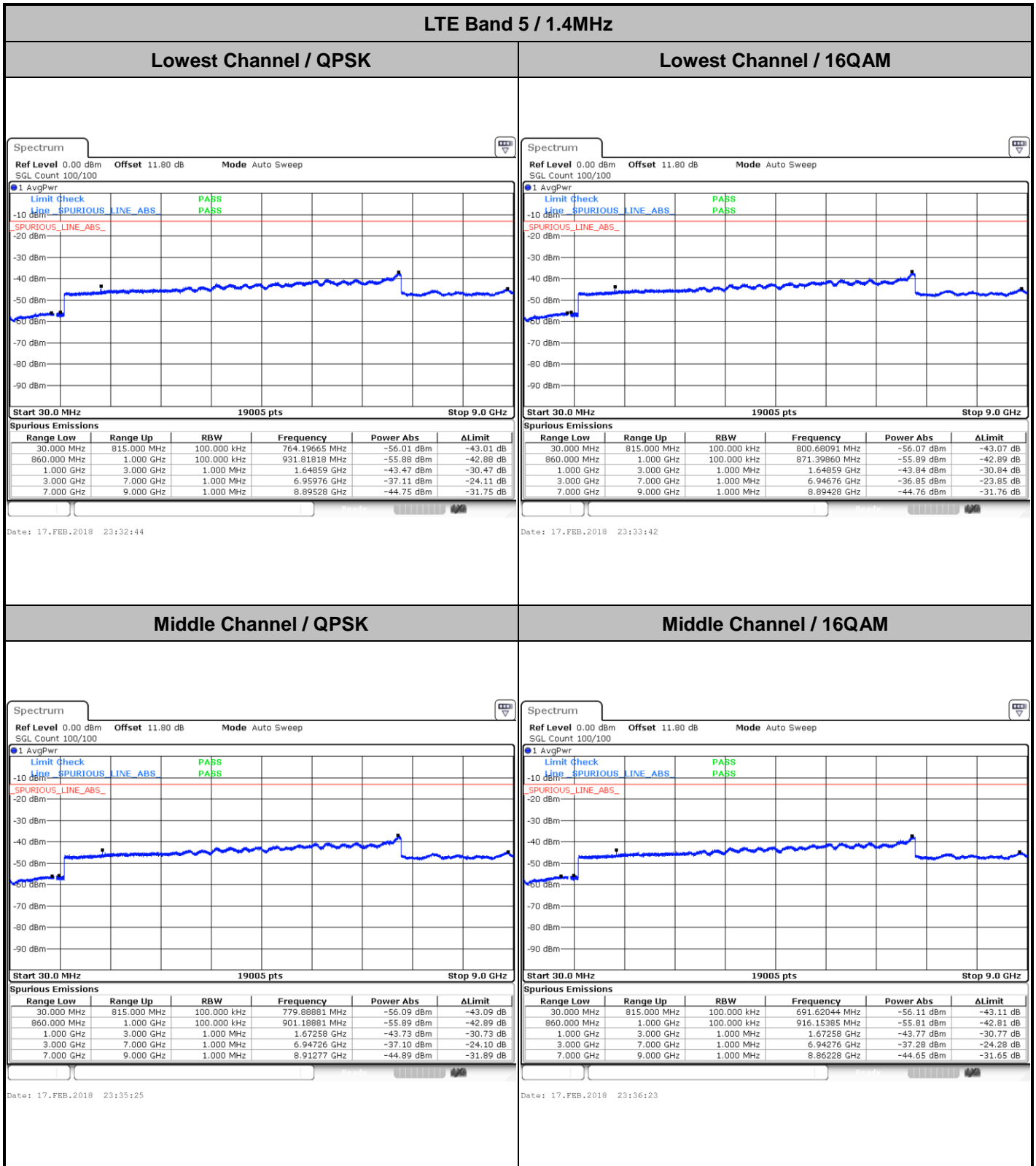
Highest Band Edge / Full RB



Date: 18.FEB.2018 00:22:23



Conducted Spurious Emission

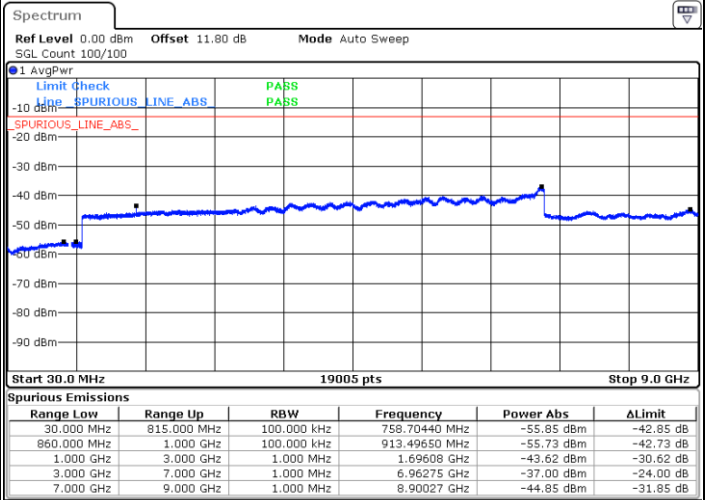
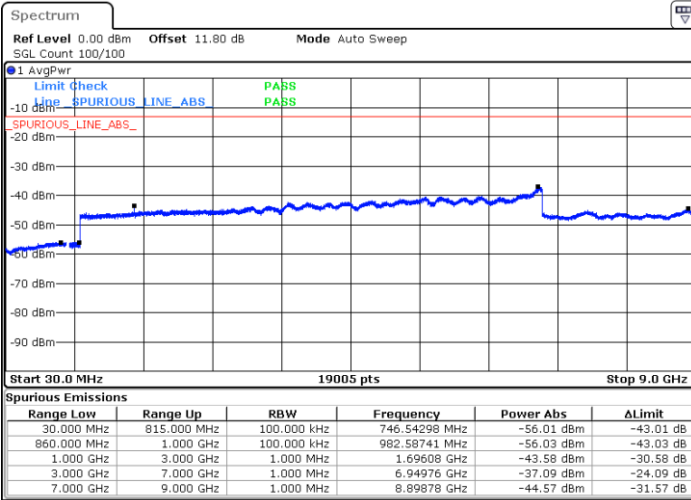




LTE Band 5 / 1.4MHz

Highest Channel / QPSK

Highest Channel / 16QAM



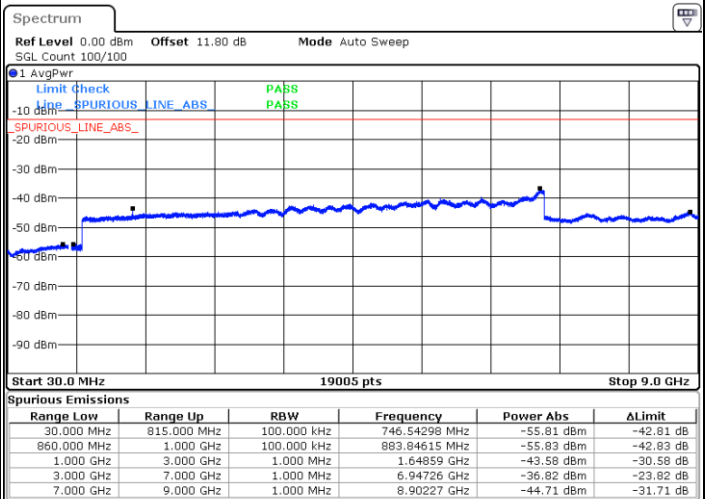
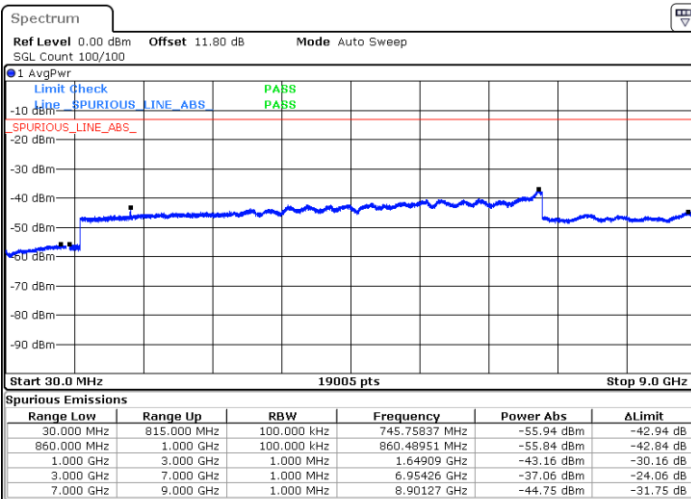
Date: 17.FEB.2018 23:44:42

Date: 17.FEB.2018 23:45:39

LTE Band 5 / 3MHz

Lowest Channel / QPSK

Lowest Channel / 16QAM



Date: 17.FEB.2018 22:25:42

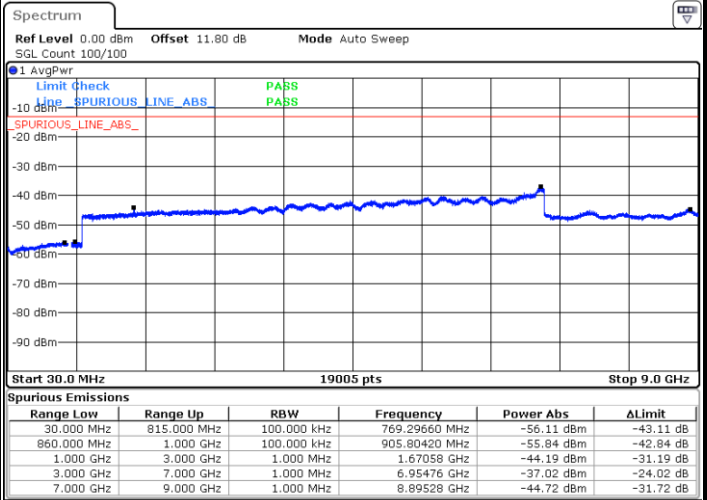
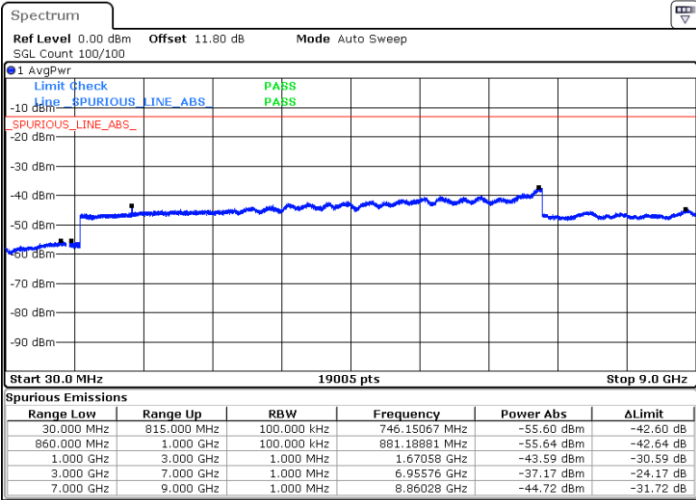
Date: 17.FEB.2018 22:26:40



LTE Band 5 / 3MHz

Middle Channel / QPSK

Middle Channel / 16QAM

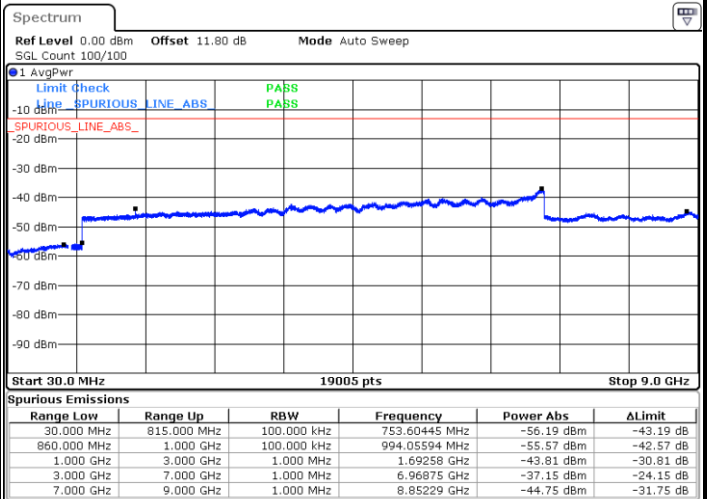
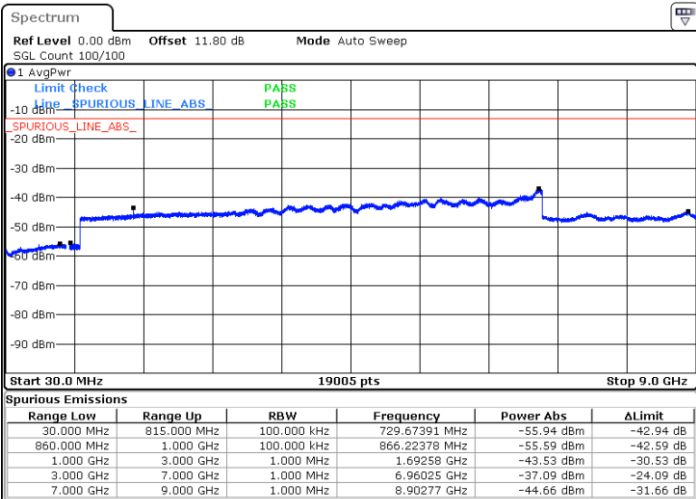


Date: 17.FEB.2018 22:28:23

Date: 17.FEB.2018 22:29:21

Highest Channel / QPSK

Highest Channel / 16QAM



Date: 17.FEB.2018 22:37:40

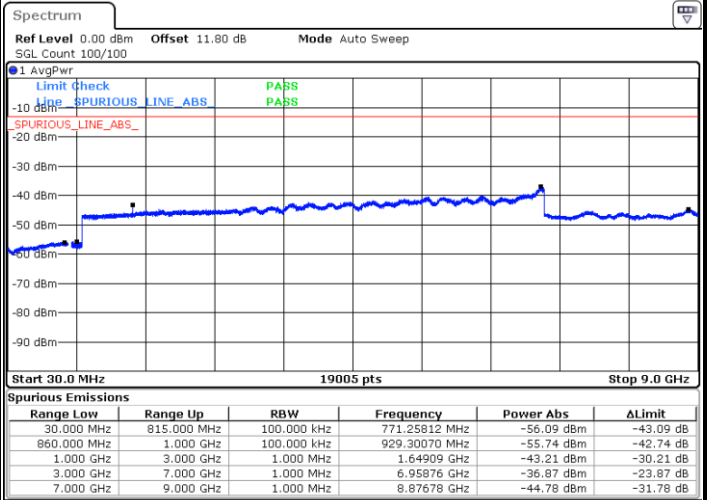
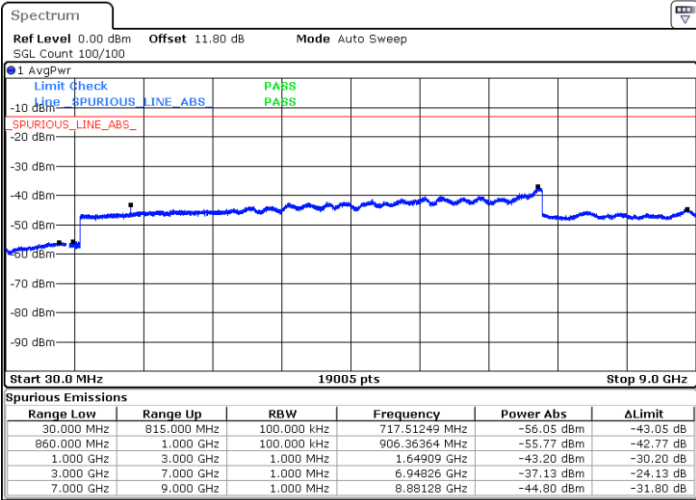
Date: 17.FEB.2018 22:38:37



LTE Band 5 / 5MHz

Lowest Channel / QPSK

Lowest Channel / 16QAM

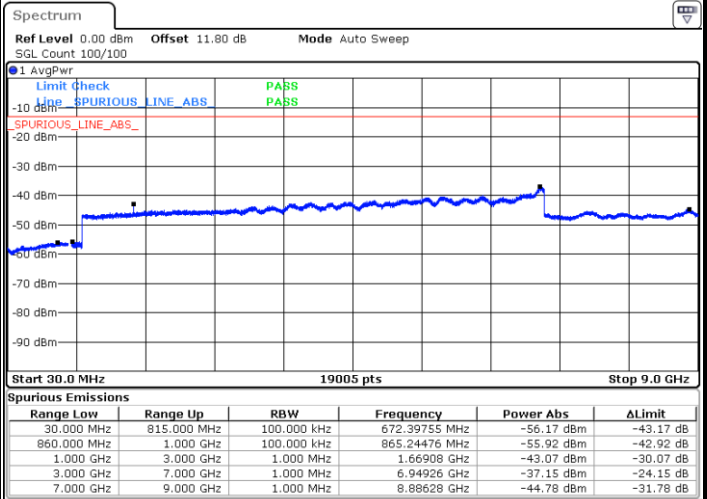
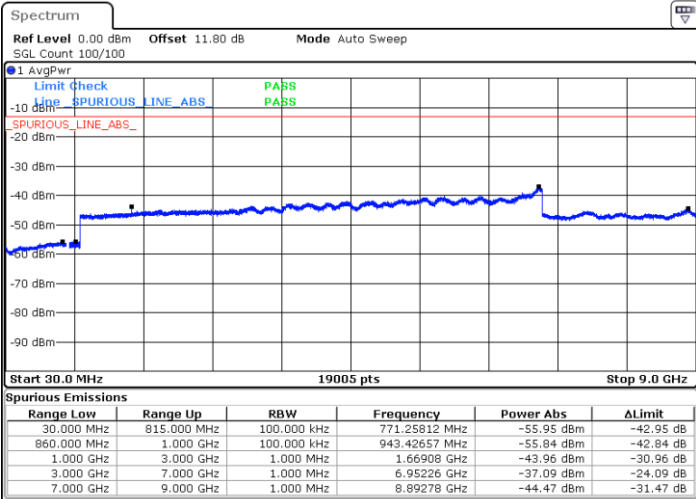


Date: 17.FEB.2018 22:46:56

Date: 17.FEB.2018 22:47:53

Middle Channel / QPSK

Middle Channel / 16QAM



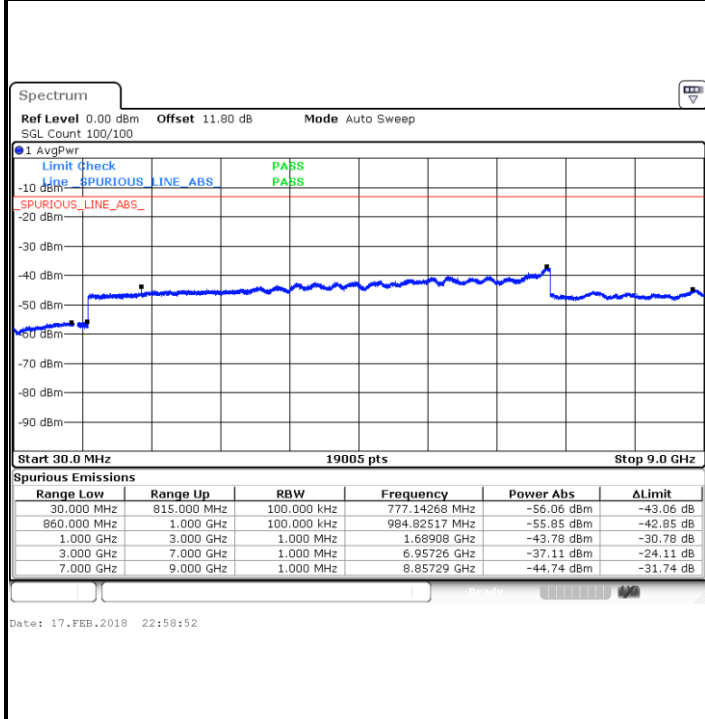
Date: 17.FEB.2018 22:49:36

Date: 17.FEB.2018 22:50:34

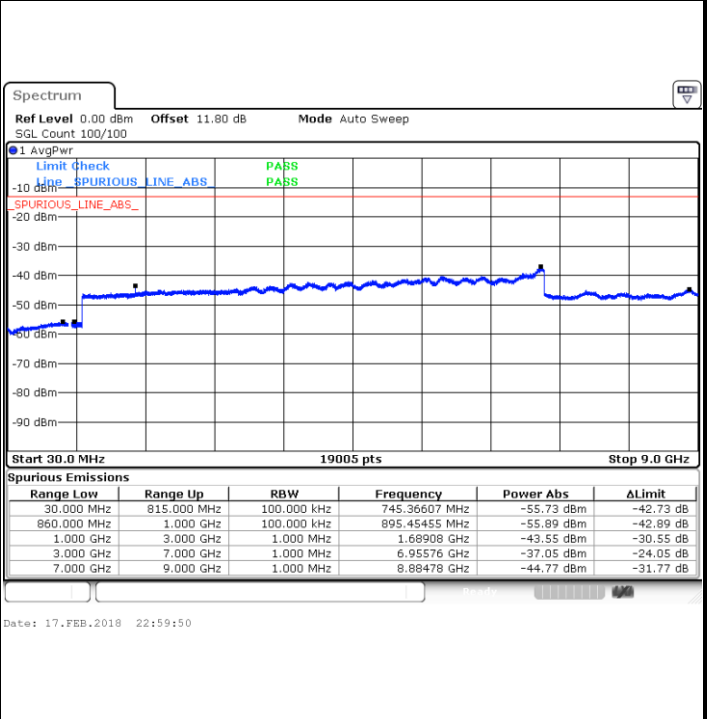


LTE Band 5 / 5MHz

Highest Channel / QPSK

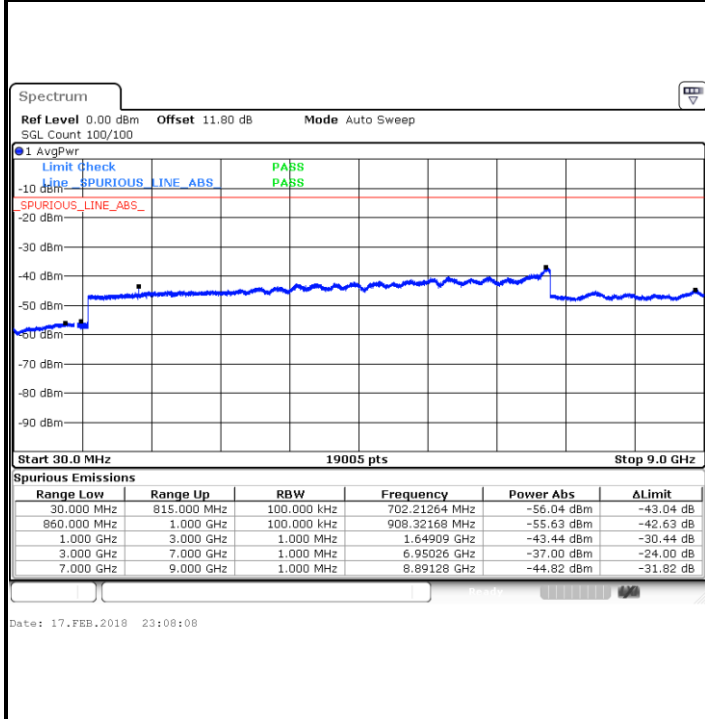


Highest Channel / 16QAM

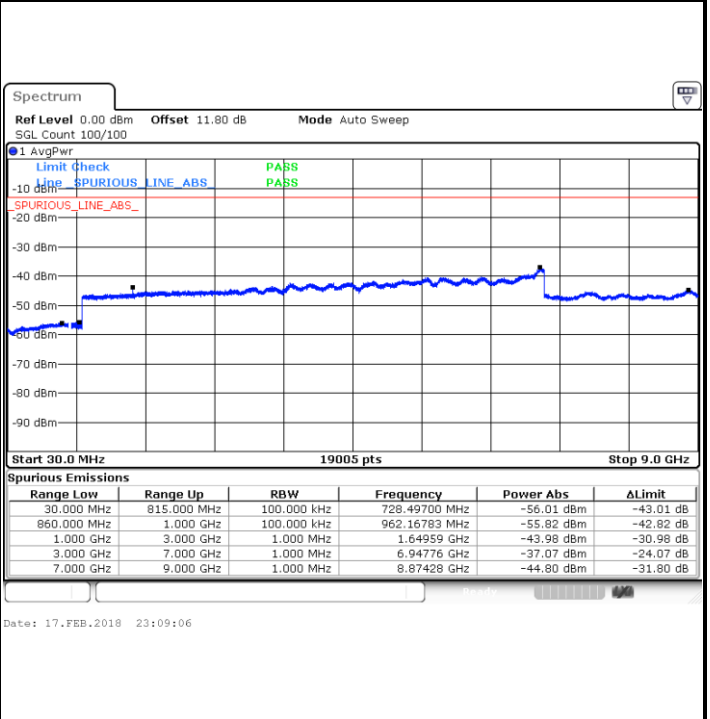


LTE Band 5 / 10MHz

Lowest Channel / QPSK



Lowest Channel / 16QAM

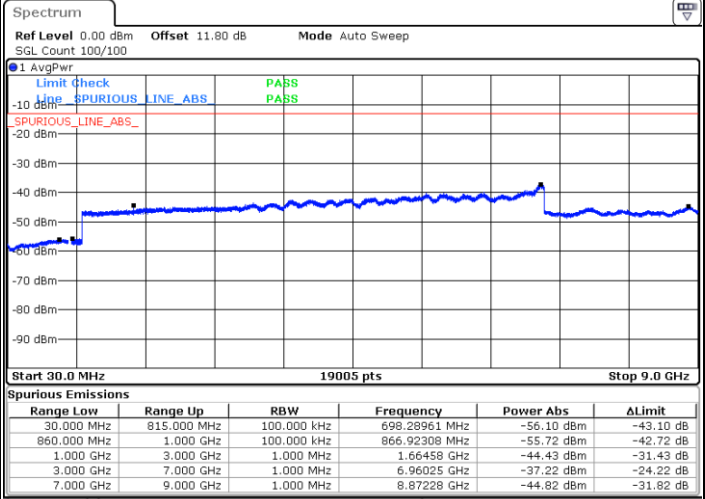
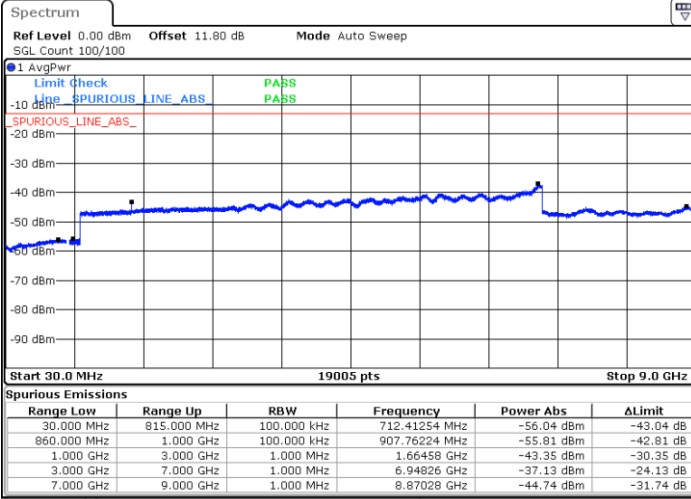




LTE Band 5 / 10MHz

Middle Channel / QPSK

Middle Channel / 16QAM

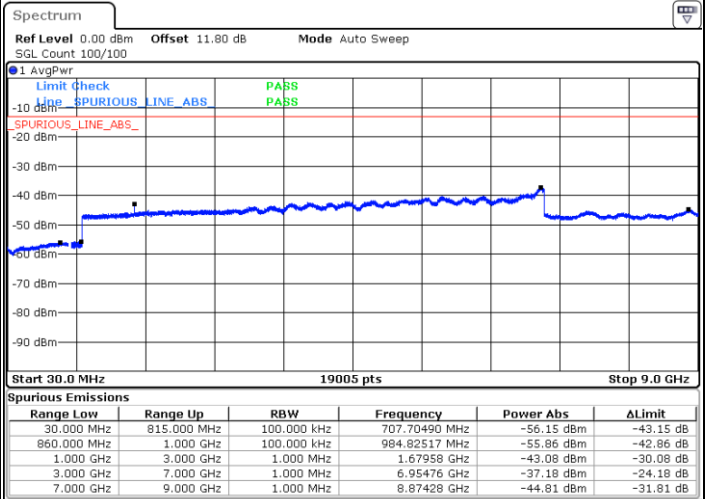
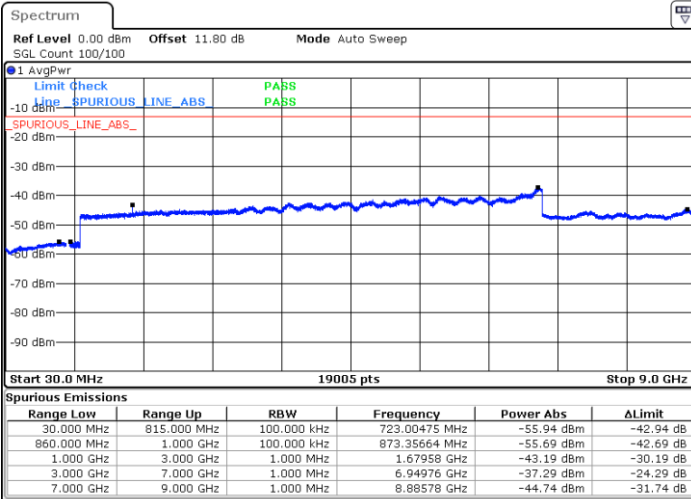


Date: 17.FEB.2018 23:10:49

Date: 17.FEB.2018 23:11:46

Highest Channel / QPSK

Highest Channel / 16QAM



Date: 17.FEB.2018 23:20:05

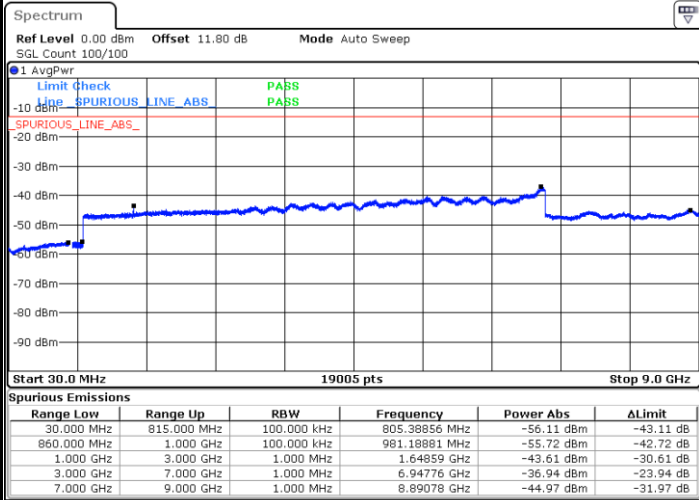
Date: 17.FEB.2018 23:21:03



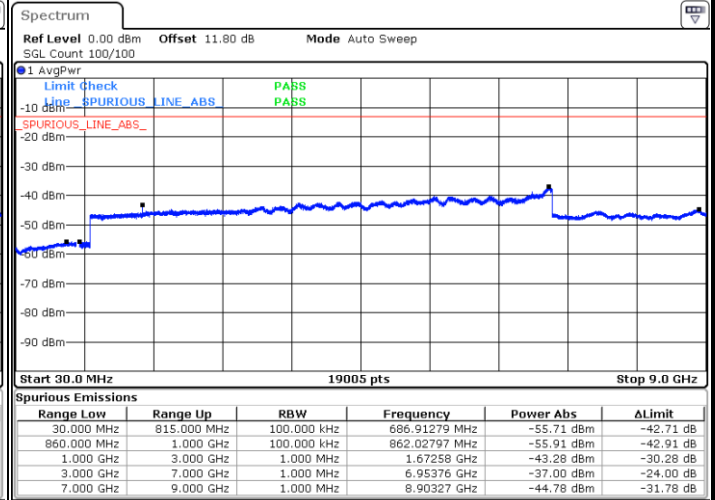
LTE Band 5 / 1.4MHz

Lowest Channel / 64QAM

Middle Channel / 64QAM

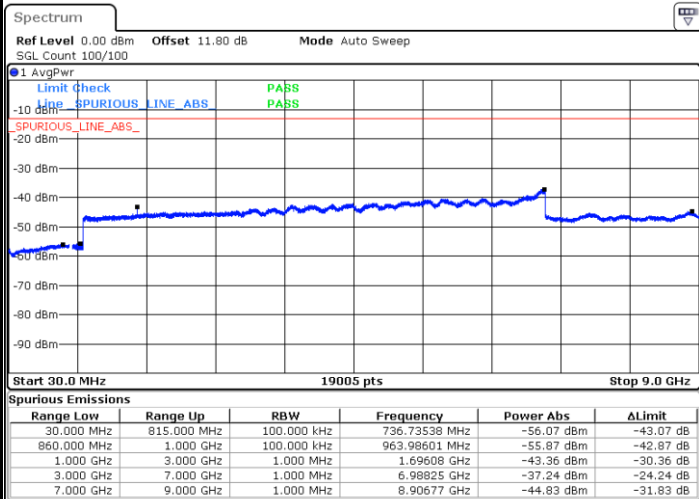


Date: 18.FEB.2018 00:27:57



Date: 18.FEB.2018 00:29:17

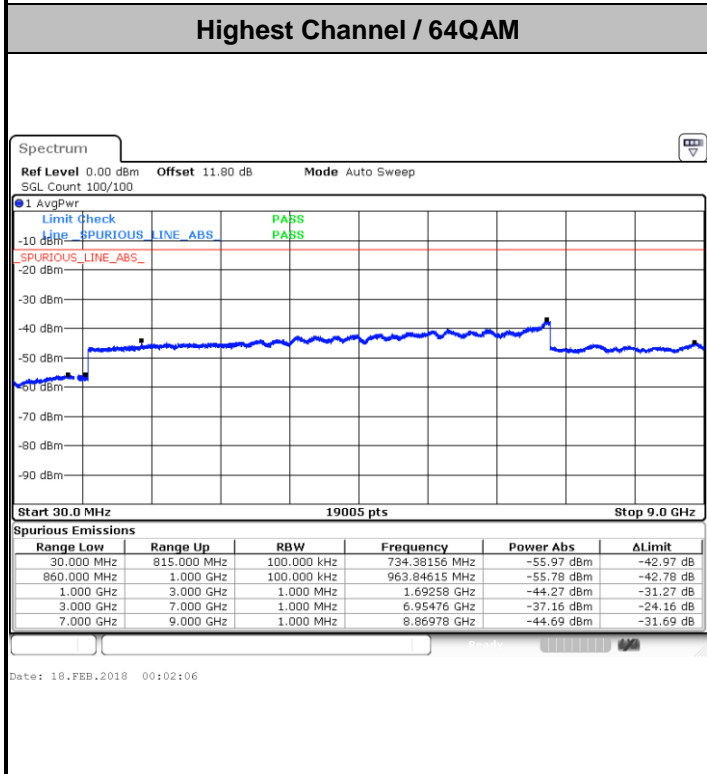
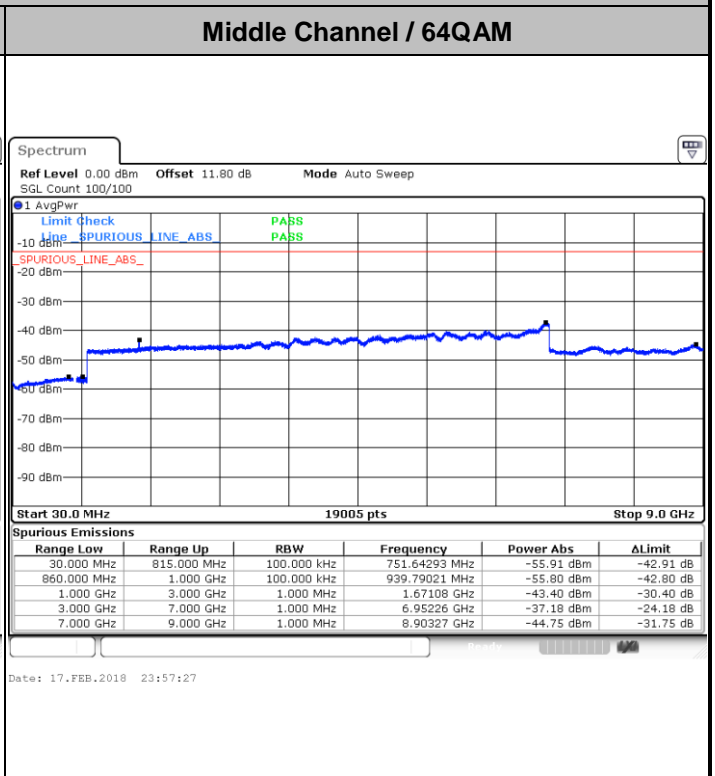
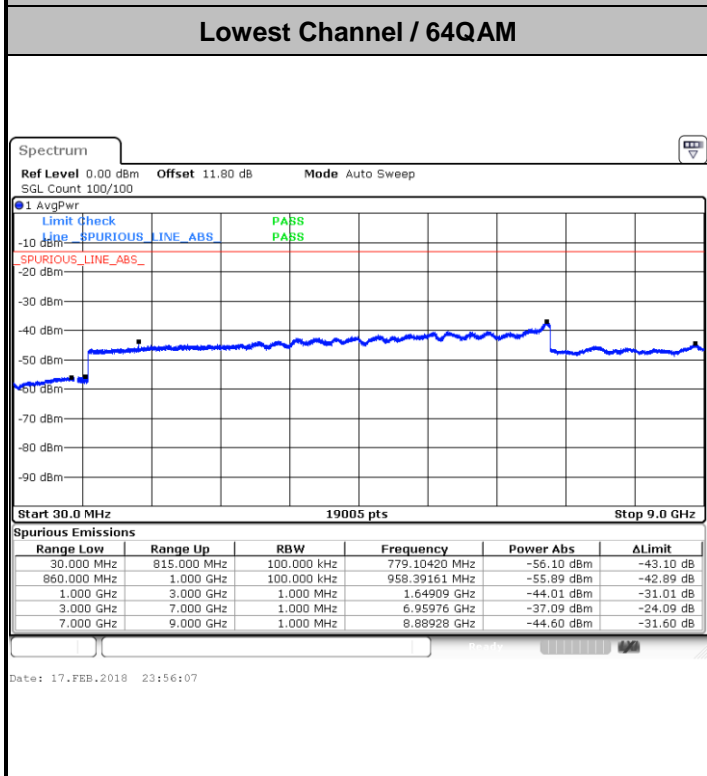
Highest Channel / 64QAM



Date: 18.FEB.2018 00:33:55



LTE Band 5 / 3MHz

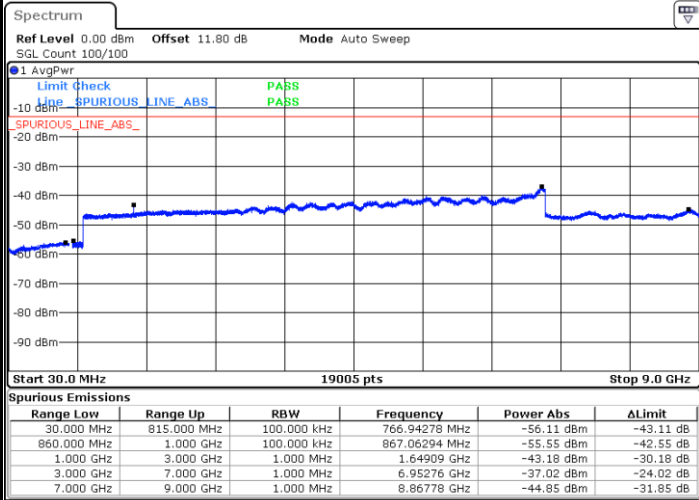




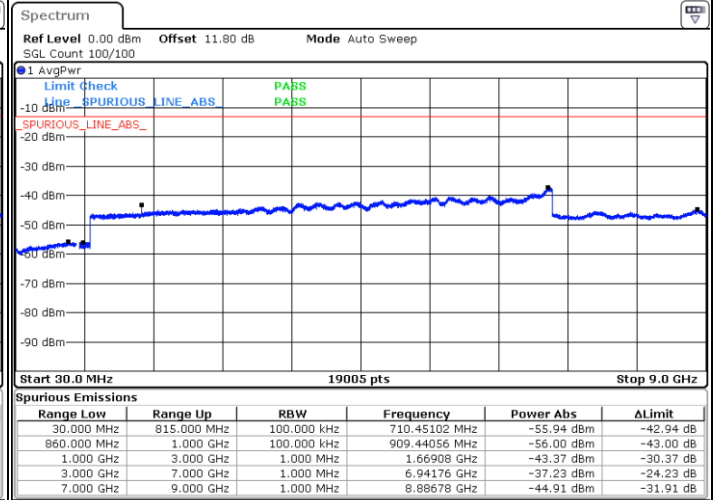
LTE Band 5 / 5MHz

Lowest Channel / 64QAM

Middle Channel / 64QAM

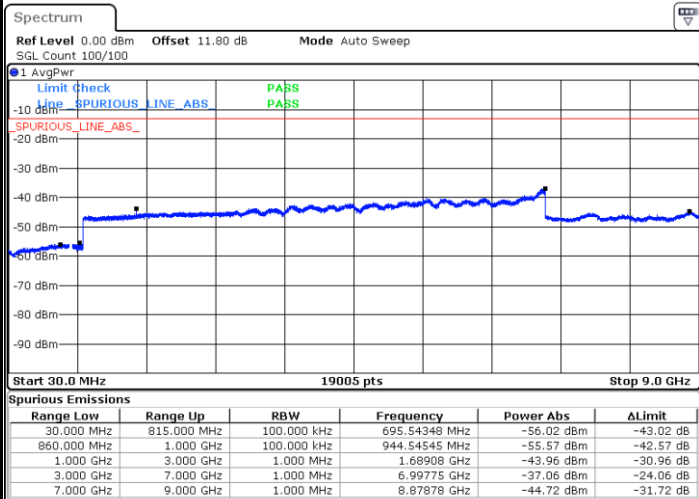


Date: 18.FEB.2018 00:06:44



Date: 18.FEB.2018 00:08:04

Highest Channel / 64QAM



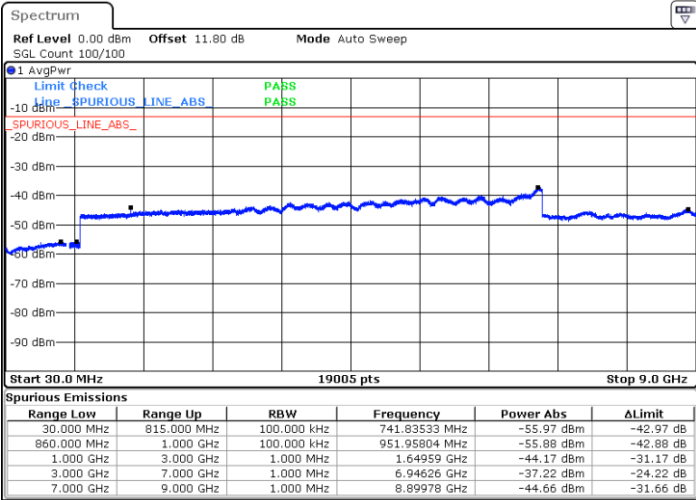
Date: 18.FEB.2018 00:12:42



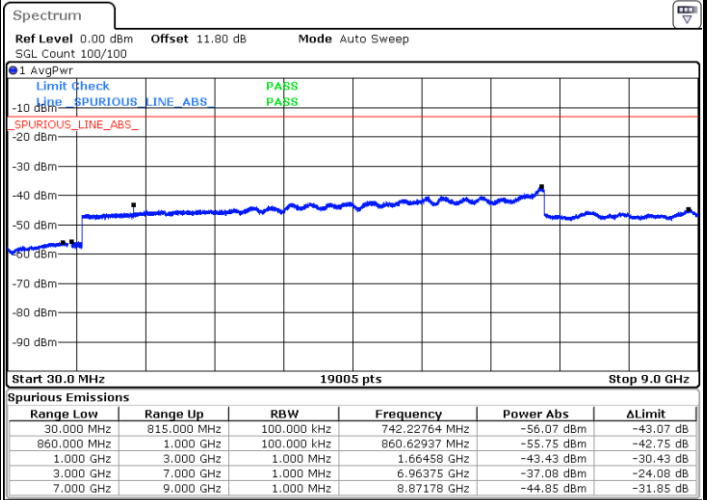
LTE Band 5 / 10MHz

Lowest Channel / 64QAM

Middle Channel / 64QAM

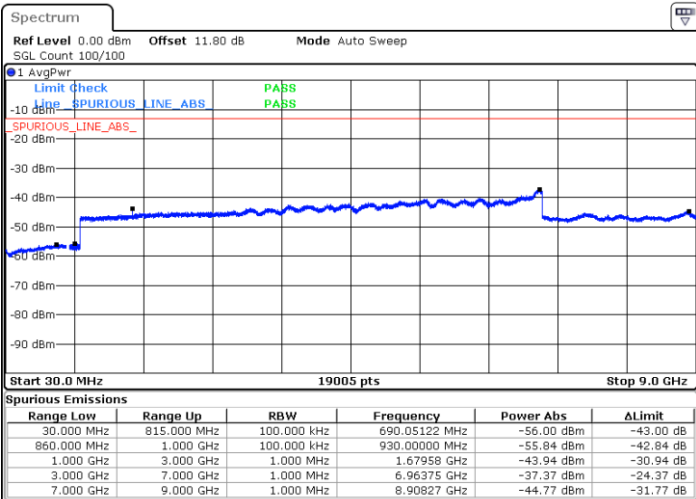


Date: 18.FEB.2018 00:17:21



Date: 18.FEB.2018 00:18:41

Highest Channel / 64QAM



Date: 18.FEB.2018 00:23:19



Frequency Stability

Test Conditions		LTE Band 5 (QPSK) / Middle Channel	Limit
Temperature (°C)	Voltage (Volt)	BW 10MHz	2.5ppm
		Deviation (ppm)	Result
50	Normal Voltage	0.0094	PASS
40	Normal Voltage	0.0065	
30	Normal Voltage	0.0056	
20(Ref.)	Normal Voltage	0.0000	
10	Normal Voltage	0.0078	
0	Normal Voltage	0.0045	
-10	Normal Voltage	0.0044	
-20	Normal Voltage	0.0109	
-30	Normal Voltage	0.0081	
20	Maximum Voltage	0.0132	
20	Normal Voltage	0.0000	
20	Battery End Point	0.0055	

Note:

1. Normal Voltage =3.8 V. ; Battery End Point (BEP) =3.6 V. ; Maximum Voltage =4.4 V.
2. The frequency fundamental emissions stay within the authorized frequency block.



Appendix B. Test Results of ERP/EIRP and Radiated Test

ERP/EIRP

<For Main Antenna>

LTE Band 2 / 1.4MHz (Average) (GT - LC = -2.1 dB)							
Channel	Mode	RB		Conducted		EIRP	
		Size	Offset	Power (dBm)	Power (Watts)	EIRP(dBm)	EIRP(W)
Lowest	QPSK	3	1	23.20	0.2089	21.10	0.1288
Middle		3	1	22.94	0.1968	20.84	0.1213
Highest		3	1	22.90	0.1950	20.80	0.1202
Lowest	16QAM	1	5	22.48	0.1770	20.38	0.1091
Middle		1	5	22.20	0.1660	20.10	0.1023
Highest		1	5	22.11	0.1626	20.01	0.1002
Lowest	64QAM	1	3	21.11	0.1291	19.01	0.0796
Middle		1	3	20.95	0.1245	18.85	0.0767
Highest		1	3	20.96	0.1247	18.86	0.0769
Limit	EIRP < 2W			Result		PASS	

LTE Band 2 / 3MHz (Average) (GT - LC = -2.1 dB)							
Channel	Mode	RB		Conducted		EIRP	
		Size	Offset	Power (dBm)	Power (Watts)	EIRP(dBm)	EIRP(W)
Lowest	QPSK	1	0	23.25	0.2113	21.15	0.1303
Middle		1	0	22.94	0.1968	20.84	0.1213
Highest		1	0	22.90	0.1950	20.80	0.1202
Lowest	16QAM	1	0	22.49	0.1774	20.39	0.1094
Middle		1	0	22.23	0.1671	20.13	0.1030
Highest		1	0	22.24	0.1675	20.14	0.1033
Lowest	64QAM	1	0	21.08	0.1282	18.98	0.0791
Middle		1	0	20.93	0.1239	18.83	0.0764
Highest		1	0	20.96	0.1247	18.86	0.0769
Limit	EIRP < 2W			Result		PASS	

LTE Band 2 / 5MHz (Average) (GT - LC = -2.1 dB)							
Channel	Mode	RB		Conducted		EIRP	
		Size	Offset	Power (dBm)	Power (Watts)	EIRP(dBm)	EIRP(W)
Lowest	QPSK	1	0	23.27	0.2123	21.17	0.1309
Middle		1	0	22.99	0.1991	20.89	0.1227
Highest		1	0	22.91	0.1954	20.81	0.1205
Lowest	16QAM	1	24	22.50	0.1778	20.40	0.1096
Middle		1	24	22.29	0.1694	20.19	0.1045
Highest		1	24	22.16	0.1644	20.06	0.1014
Lowest	64QAM	1	0	21.17	0.1309	19.07	0.0807
Middle		1	0	20.97	0.1250	18.87	0.0771
Highest		1	0	21.01	0.1262	18.91	0.0778
Limit	EIRP < 2W			Result		PASS	



LTE Band 2 / 10MHz (Average) (GT - LC = -2.1 dB)							
Channel	Mode	RB		Conducted		EIRP	
		Size	Offset	Power (dBm)	Power (Watts)	EIRP(dBm)	EIRP(W)
Lowest	QPSK	1	0	23.41	0.2193	21.31	0.1352
Middle		1	0	23.22	0.2099	21.12	0.1294
Highest		1	0	22.98	0.1986	20.88	0.1225
Lowest	16QAM	1	0	22.49	0.1774	20.39	0.1094
Middle		1	0	22.47	0.1766	20.37	0.1089
Highest		1	0	22.40	0.1738	20.30	0.1072
Lowest	64QAM	1	0	21.34	0.1361	19.24	0.0839
Middle		1	0	21.17	0.1309	19.07	0.0807
Highest		1	0	21.03	0.1268	18.93	0.0782
Limit	EIRP < 2W		Result		PASS		

LTE Band 2 / 15MHz (Average) (GT - LC = -2.1 dB)							
Channel	Mode	RB		Conducted		EIRP	
		Size	Offset	Power (dBm)	Power (Watts)	EIRP(dBm)	EIRP(W)
Lowest	QPSK	1	0	23.33	0.2153	21.23	0.1327
Middle		1	0	23.08	0.2032	20.98	0.1253
Highest		1	0	23.08	0.2032	20.98	0.1253
Lowest	16QAM	1	74	22.49	0.1774	20.39	0.1094
Middle		1	74	22.26	0.1683	20.16	0.1038
Highest		1	74	22.30	0.1698	20.20	0.1047
Lowest	64QAM	1	0	21.28	0.1343	19.18	0.0828
Middle		1	0	21.08	0.1282	18.98	0.0791
Highest		1	0	21.15	0.1303	19.05	0.0804
Limit	EIRP < 2W		Result		PASS		

LTE Band 2 / 20MHz (Average) (GT - LC = -2.1 dB)							
Channel	Mode	RB		Conducted		EIRP	
		Size	Offset	Power (dBm)	Power (Watts)	EIRP(dBm)	EIRP(W)
Lowest	QPSK	1	0	23.50	0.2239	21.40	0.1380
Middle		1	0	23.22	0.2099	21.12	0.1294
Highest		1	0	23.01	0.2000	20.91	0.1233
Lowest	16QAM	1	0	22.50	0.1778	20.40	0.1096
Middle		1	0	22.49	0.1774	20.39	0.1094
Highest		1	0	22.38	0.1730	20.28	0.1067
Lowest	64QAM	1	0	21.34	0.1361	19.24	0.0839
Middle		1	0	21.25	0.1334	19.15	0.0822
Highest		1	0	21.06	0.1276	18.96	0.0787
Limit	EIRP < 2W		Result		PASS		



LTE Band 4 / 1.4MHz (Average) (GT - LC = -2 dB)							
Channel	Mode	RB		Conducted		EIRP	
		Size	Offset	Power (dBm)	Power (Watts)	EIRP(dBm)	EIRP(W)
Lowest	QPSK	3	1	22.84	0.1923	20.84	0.1213
Middle		3	1	22.61	0.1824	20.61	0.1151
Highest		3	1	22.59	0.1816	20.59	0.1146
Lowest	16QAM	1	3	22.08	0.1614	20.08	0.1019
Middle		1	3	21.84	0.1528	19.84	0.0964
Highest		1	3	21.90	0.1549	19.90	0.0977
Lowest	64QAM	1	3	20.72	0.1180	18.72	0.0745
Middle		1	3	20.62	0.1153	18.62	0.0728
Highest		1	3	20.61	0.1151	18.61	0.0726
Limit	EIRP < 1W		Result		PASS		

LTE Band 4 / 3MHz (Average) (GT - LC = -2 dB)							
Channel	Mode	RB		Conducted		EIRP	
		Size	Offset	Power (dBm)	Power (Watts)	EIRP(dBm)	EIRP(W)
Lowest	QPSK	1	0	22.86	0.1932	20.86	0.1219
Middle		1	0	22.64	0.1837	20.64	0.1159
Highest		1	0	22.66	0.1845	20.66	0.1164
Lowest	16QAM	1	14	22.04	0.1600	20.04	0.1009
Middle		1	14	21.83	0.1524	19.83	0.0962
Highest		1	14	21.87	0.1538	19.87	0.0971
Lowest	64QAM	1	0	20.73	0.1183	18.73	0.0746
Middle		1	0	20.61	0.1151	18.61	0.0726
Highest		1	0	20.58	0.1143	18.58	0.0721
Limit	EIRP < 1W		Result		PASS		

LTE Band 4 / 5MHz (Average) (GT - LC = -2 dB)							
Channel	Mode	RB		Conducted		EIRP	
		Size	Offset	Power (dBm)	Power (Watts)	EIRP(dBm)	EIRP(W)
Lowest	QPSK	1	0	22.86	0.1932	20.86	0.1219
Middle		1	0	22.67	0.1849	20.67	0.1167
Highest		1	0	22.67	0.1849	20.67	0.1167
Lowest	16QAM	1	24	22.13	0.1633	20.13	0.1030
Middle		1	24	21.85	0.1531	19.85	0.0966
Highest		1	24	21.89	0.1545	19.89	0.0975
Lowest	64QAM	1	0	20.73	0.1183	18.73	0.0746
Middle		1	0	20.65	0.1161	18.65	0.0733
Highest		1	0	20.65	0.1161	18.65	0.0733
Limit	EIRP < 1W		Result		PASS		



LTE Band 4 / 10MHz (Average) (GT - LC = -2 dB)							
Channel	Mode	RB		Conducted		EIRP	
		Size	Offset	Power (dBm)	Power (Watts)	EIRP(dBm)	EIRP(W)
Lowest	QPSK	1	0	22.90	0.1950	20.90	0.1230
Middle		1	0	22.71	0.1866	20.71	0.1178
Highest		1	0	22.72	0.1871	20.72	0.1180
Lowest	16QAM	1	0	22.24	0.1675	20.24	0.1057
Middle		1	0	22.05	0.1603	20.05	0.1012
Highest		1	0	21.98	0.1578	19.98	0.0995
Lowest	64QAM	1	0	20.78	0.1197	18.78	0.0755
Middle		1	0	20.72	0.1180	18.72	0.0745
Highest		1	0	20.78	0.1197	18.78	0.0755
Limit	EIRP < 1W		Result		PASS		

LTE Band 4 / 15MHz (Average) (GT - LC = -2 dB)							
Channel	Mode	RB		Conducted		EIRP	
		Size	Offset	Power (dBm)	Power (Watts)	EIRP(dBm)	EIRP(W)
Lowest	QPSK	1	0	22.95	0.1972	20.95	0.1245
Middle		1	0	22.78	0.1897	20.78	0.1197
Highest		1	0	22.69	0.1858	20.69	0.1172
Lowest	16QAM	1	0	22.32	0.1706	20.32	0.1076
Middle		1	0	22.11	0.1626	20.11	0.1026
Highest		1	0	22.02	0.1592	20.02	0.1005
Lowest	64QAM	1	0	20.89	0.1227	18.89	0.0774
Middle		1	0	20.83	0.1211	18.83	0.0764
Highest		1	0	20.79	0.1199	18.79	0.0757
Limit	EIRP < 1W		Result		PASS		

LTE Band 4 / 20MHz (Average) (GT - LC = -2 dB)							
Channel	Mode	RB		Conducted		EIRP	
		Size	Offset	Power (dBm)	Power (Watts)	EIRP(dBm)	EIRP(W)
Lowest	QPSK	1	0	22.96	0.1977	20.96	0.1247
Middle		1	0	22.79	0.1901	20.79	0.1199
Highest		1	0	22.88	0.1941	20.88	0.1225
Lowest	16QAM	1	99	22.00	0.1585	20.00	0.1000
Middle		1	99	21.98	0.1578	19.98	0.0995
Highest		1	99	22.49	0.1774	20.49	0.1119
Lowest	64QAM	1	0	20.92	0.1236	18.92	0.0780
Middle		1	0	20.84	0.1213	18.84	0.0766
Highest		1	0	20.80	0.1202	18.80	0.0759
Limit	EIRP < 1W		Result		PASS		



LTE Band 5 / 1.4MHz (Average) (GT - LC = -5.6 dB)							
Channel	Mode	RB		Conducted		ERP	
		Size	Offset	Power (dBm)	Power (Watts)	ERP(dBm)	ERP(W)
Lowest	QPSK	3	1	22.89	0.1945	15.14	0.0327
Middle		3	1	22.74	0.1879	14.99	0.0316
Highest		3	1	22.77	0.1892	15.02	0.0318
Lowest	16QAM	1	3	22.27	0.1687	14.52	0.0283
Middle		1	3	22.15	0.1641	14.40	0.0275
Highest		1	3	22.10	0.1622	14.35	0.0272
Lowest	64QAM	1	3	20.75	0.1189	13.00	0.0200
Middle		1	3	20.64	0.1159	12.89	0.0195
Highest		1	3	20.65	0.1161	12.90	0.0195
Limit	ERP < 7W			Result		PASS	

LTE Band 5 / 3MHz (Average) (GT - LC = -5.6 dB)							
Channel	Mode	RB		Conducted		ERP	
		Size	Offset	Power (dBm)	Power (Watts)	ERP(dBm)	ERP(W)
Lowest	QPSK	1	0	22.92	0.1959	15.17	0.0329
Middle		1	0	22.74	0.1879	14.99	0.0316
Highest		1	0	22.83	0.1919	15.08	0.0322
Lowest	16QAM	1	14	22.26	0.1683	14.51	0.0282
Middle		1	14	22.12	0.1629	14.37	0.0274
Highest		1	14	22.09	0.1618	14.34	0.0272
Lowest	64QAM	1	8	20.76	0.1191	13.01	0.0200
Middle		1	8	20.43	0.1104	12.68	0.0185
Highest		1	8	20.65	0.1161	12.90	0.0195
Limit	ERP < 7W			Result		PASS	

LTE Band 5 / 5MHz (Average) (GT - LC = -5.6 dB)							
Channel	Mode	RB		Conducted		ERP	
		Size	Offset	Power (dBm)	Power (Watts)	ERP(dBm)	ERP(W)
Lowest	QPSK	1	0	22.92	0.1959	15.17	0.0329
Middle		1	0	22.80	0.1905	15.05	0.0320
Highest		1	0	22.82	0.1914	15.07	0.0321
Lowest	16QAM	1	0	22.25	0.1679	14.50	0.0282
Middle		1	0	22.10	0.1622	14.35	0.0272
Highest		1	0	22.08	0.1614	14.33	0.0271
Lowest	64QAM	1	0	20.80	0.1202	13.05	0.0202
Middle		1	0	20.65	0.1161	12.90	0.0195
Highest		1	0	20.71	0.1178	12.96	0.0198
Limit	ERP < 7W			Result		PASS	



LTE Band 5 / 10MHz (Average) (GT - LC = -5.6 dB)							
Channel	Mode	RB		Conducted		ERP	
		Size	Offset	Power (dBm)	Power (Watts)	ERP(dBm)	ERP(W)
Lowest	QPSK	1	0	22.93	0.1963	15.18	0.0330
Middle		1	0	22.79	0.1901	15.04	0.0319
Highest		1	0	22.79	0.1901	15.04	0.0319
Lowest	16QAM	1	0	22.33	0.1710	14.58	0.0287
Middle		1	0	22.22	0.1667	14.47	0.0280
Highest		1	0	22.01	0.1589	14.26	0.0267
Lowest	64QAM	1	0	20.81	0.1205	13.06	0.0202
Middle		1	0	20.71	0.1178	12.96	0.0198
Highest		1	0	20.65	0.1161	12.90	0.0195
Limit	ERP < 7W			Result		PASS	



LTE Band 7 / 5MHz (Average) (GT - LC = 0.3 dB)							
Channel	Mode	RB		Conducted		EIRP	
		Size	Offset	Power (dBm)	Power (Watts)	EIRP(dBm)	EIRP(W)
Lowest	QPSK	1	12	23.01	0.2000	23.31	0.2143
Middle		1	12	22.66	0.1845	22.96	0.1977
Highest		1	12	22.83	0.1919	23.13	0.2056
Lowest	16QAM	1	12	22.34	0.1714	22.64	0.1837
Middle		1	12	21.89	0.1545	22.19	0.1656
Highest		1	12	22.18	0.1652	22.48	0.1770
Lowest	64QAM	1	24	20.67	0.1167	20.97	0.1250
Middle		1	24	20.59	0.1146	20.89	0.1227
Highest		1	24	20.97	0.1250	21.27	0.1340
Limit	EIRP < 2W			Result		PASS	

LTE Band 7 / 10MHz (Average) (GT - LC = 0.3 dB)							
Channel	Mode	RB		Conducted		EIRP	
		Size	Offset	Power (dBm)	Power (Watts)	EIRP(dBm)	EIRP(W)
Lowest	QPSK	1	49	23.01	0.2000	23.31	0.2143
Middle		1	49	22.60	0.1820	22.90	0.1950
Highest		1	49	22.82	0.1914	23.12	0.2051
Lowest	16QAM	1	49	22.38	0.1730	22.68	0.1854
Middle		1	49	21.85	0.1531	22.15	0.1641
Highest		1	49	22.21	0.1663	22.51	0.1782
Lowest	64QAM	1	49	20.73	0.1183	21.03	0.1268
Middle		1	49	20.61	0.1151	20.91	0.1233
Highest		1	49	20.96	0.1247	21.26	0.1337
Limit	EIRP < 2W			Result		PASS	

LTE Band 7 / 15MHz (Average) (GT - LC = 0.3 dB)							
Channel	Mode	RB		Conducted		EIRP	
		Size	Offset	Power (dBm)	Power (Watts)	EIRP(dBm)	EIRP(W)
Lowest	QPSK	1	0	22.99	0.1991	23.29	0.2133
Middle		1	0	22.67	0.1849	22.97	0.1982
Highest		1	0	22.62	0.1828	22.92	0.1959
Lowest	16QAM	1	0	22.33	0.1710	22.63	0.1832
Middle		1	0	22.02	0.1592	22.32	0.1706
Highest		1	0	21.96	0.1570	22.26	0.1683
Lowest	64QAM	1	74	20.68	0.1169	20.98	0.1253
Middle		1	74	20.65	0.1161	20.95	0.1245
Highest		1	74	20.95	0.1245	21.25	0.1334
Limit	EIRP < 2W			Result		PASS	



LTE Band 7 / 20MHz (Average) (GT - LC = 0.3 dB)							
Channel	Mode	RB		Conducted		EIRP	
		Size	Offset	Power (dBm)	Power (Watts)	EIRP(dBm)	EIRP(W)
Lowest	QPSK	1	0	23.03	0.2009	23.33	0.2153
Middle		1	0	22.69	0.1858	22.99	0.1991
Highest		1	0	22.81	0.1910	23.11	0.2046
Lowest	16QAM	1	49	22.31	0.1702	22.61	0.1824
Middle		1	49	21.86	0.1535	22.16	0.1644
Highest		1	49	22.03	0.1596	22.33	0.1710
Lowest	64QAM	1	99	20.62	0.1153	20.92	0.1236
Middle		1	99	20.65	0.1161	20.95	0.1245
Highest		1	99	20.93	0.1239	21.23	0.1327
Limit	EIRP < 2W			Result		PASS	



LTE Band 13 / 5MHz (Average) (GT - LC = -5.9 dB)							
Channel	Mode	RB		Conducted		ERP	
		Size	Offset	Power (dBm)	Power (Watts)	ERP(dBm)	ERP(W)
Lowest	QPSK	1	0	22.55	0.1799	14.50	0.0282
Middle		1	0	22.60	0.1820	14.55	0.0285
Highest		1	0	22.56	0.1803	14.51	0.0282
Lowest	16QAM	1	24	22.42	0.1746	14.37	0.0274
Middle		1	24	22.37	0.1726	14.32	0.0270
Highest		1	24	22.26	0.1683	14.21	0.0264
Lowest	64QAM	1	0	20.82	0.1208	12.77	0.0189
Middle		1	0	20.87	0.1222	12.82	0.0191
Highest		1	0	20.79	0.1199	12.74	0.0188
Limit	ERP < 3W			Result		PASS	

LTE Band 13 / 10MHz (Average) (GT - LC = -5.9 dB)							
Channel	Mode	RB		Conducted		ERP	
		Size	Offset	Power (dBm)	Power (Watts)	ERP(dBm)	ERP(W)
Lowest	QPSK	-	-	-	-	-	-
Middle		1	0	22.62	0.1828	14.57	0.0286
Highest		-	-	-	-	-	-
Lowest	16QAM	-	-	-	-	-	-
Middle		1	25	22.40	0.1738	14.35	0.0272
Highest		-	-	-	-	-	-
Lowest	64QAM	-	-	-	-	-	-
Middle		1	25	20.81	0.1205	12.76	0.0189
Highest		-	-	-	-	-	-
Limit	ERP < 3W			Result		PASS	



LTE Band 66 / 1.4MHz (Average) (GT - LC = -2 dB)							
Channel	Mode	RB		Conducted		EIRP	
		Size	Offset	Power (dBm)	Power (Watts)	EIRP(dBm)	EIRP(W)
Lowest	QPSK	3	0	22.79	0.1901	20.79	0.1199
Middle		3	0	22.56	0.1803	20.56	0.1138
Highest		3	0	22.59	0.1816	20.59	0.1146
Lowest	16QAM	1	0	22.03	0.1596	20.03	0.1007
Middle		1	0	21.78	0.1507	19.78	0.0951
Highest		1	0	21.92	0.1556	19.92	0.0982
Lowest	64QAM	1	3	20.71	0.1178	18.71	0.0743
Middle		1	3	20.59	0.1146	18.59	0.0723
Highest		1	3	20.69	0.1172	18.69	0.0740
Limit	EIRP < 1W			Result		PASS	

LTE Band 66 / 3MHz (Average) (GT - LC = -2 dB)							
Channel	Mode	RB		Conducted		EIRP	
		Size	Offset	Power (dBm)	Power (Watts)	EIRP(dBm)	EIRP(W)
Lowest	QPSK	1	0	22.79	0.1901	20.79	0.1199
Middle		1	0	22.61	0.1824	20.61	0.1151
Highest		1	0	22.62	0.1828	20.62	0.1153
Lowest	16QAM	1	8	22.17	0.1648	20.17	0.1040
Middle		1	8	21.89	0.1545	19.89	0.0975
Highest		1	8	21.95	0.1567	19.95	0.0989
Lowest	64QAM	1	0	20.70	0.1175	18.70	0.0741
Middle		1	0	20.59	0.1146	18.59	0.0723
Highest		1	0	20.68	0.1169	18.68	0.0738
Limit	EIRP < 1W			Result		PASS	

LTE Band 66 / 5MHz (Average) (GT - LC = -2 dB)							
Channel	Mode	RB		Conducted		EIRP	
		Size	Offset	Power (dBm)	Power (Watts)	EIRP(dBm)	EIRP(W)
Lowest	QPSK	1	0	22.83	0.1919	20.83	0.1211
Middle		1	0	22.65	0.1841	20.65	0.1161
Highest		1	0	22.68	0.1854	20.68	0.1169
Lowest	16QAM	1	0	22.15	0.1641	20.15	0.1035
Middle		1	0	21.92	0.1556	19.92	0.0982
Highest		1	0	21.94	0.1563	19.94	0.0986
Lowest	64QAM	1	0	20.77	0.1194	18.77	0.0753
Middle		1	0	20.67	0.1167	18.67	0.0736
Highest		1	0	20.72	0.1180	18.72	0.0745
Limit	EIRP < 1W			Result		PASS	



LTE Band 66 / 10MHz (Average) (GT - LC = -2 dB)							
Channel	Mode	RB		Conducted		EIRP	
		Size	Offset	Power (dBm)	Power (Watts)	EIRP(dBm)	EIRP(W)
Lowest	QPSK	1	0	22.87	0.1936	20.87	0.1222
Middle		1	0	22.68	0.1854	20.68	0.1169
Highest		1	0	22.70	0.1862	20.70	0.1175
Lowest	16QAM	1	25	22.14	0.1637	20.14	0.1033
Middle		1	25	21.96	0.1570	19.96	0.0991
Highest		1	25	21.97	0.1574	19.97	0.0993
Lowest	64QAM	1	0	20.80	0.1202	18.80	0.0759
Middle		1	0	20.73	0.1183	18.73	0.0746
Highest		1	0	20.77	0.1194	18.77	0.0753
Limit	EIRP < 1W		Result		PASS		

LTE Band 66 / 15MHz (Average) (GT - LC = -2 dB)							
Channel	Mode	RB		Conducted		EIRP	
		Size	Offset	Power (dBm)	Power (Watts)	EIRP(dBm)	EIRP(W)
Lowest	QPSK	1	0	22.93	0.1963	20.93	0.1239
Middle		1	0	22.79	0.1901	20.79	0.1199
Highest		1	0	22.78	0.1897	20.78	0.1197
Lowest	16QAM	1	0	22.21	0.1663	20.21	0.1050
Middle		1	0	22.12	0.1629	20.12	0.1028
Highest		1	0	22.11	0.1626	20.11	0.1026
Lowest	64QAM	1	0	20.90	0.1230	18.90	0.0776
Middle		1	0	20.87	0.1222	18.87	0.0771
Highest		1	0	20.87	0.1222	18.87	0.0771
Limit	EIRP < 1W		Result		PASS		

LTE Band 66 / 20MHz (Average) (GT - LC = -2 dB)							
Channel	Mode	RB		Conducted		EIRP	
		Size	Offset	Power (dBm)	Power (Watts)	EIRP(dBm)	EIRP(W)
Lowest	QPSK	1	0	22.94	0.1968	20.94	0.1242
Middle		1	0	22.80	0.1905	20.80	0.1202
Highest		1	0	22.80	0.1905	20.80	0.1202
Lowest	16QAM	1	0	22.31	0.1702	20.31	0.1074
Middle		1	0	22.17	0.1648	20.17	0.1040
Highest		1	0	22.10	0.1622	20.10	0.1023
Lowest	64QAM	1	0	20.88	0.1225	18.88	0.0773
Middle		1	0	20.88	0.1225	18.88	0.0773
Highest		1	0	20.87	0.1222	18.87	0.0771
Limit	EIRP < 1W		Result		PASS		



<For Aux. Antenna>

LTE Band 7 / 5MHz (Average) (GT - LC = -4.7 dB)							
Channel	Mode	RB		Conducted		EIRP	
		Size	Offset	Power (dBm)	Power (Watts)	EIRP(dBm)	EIRP(W)
Lowest	QPSK	1	12	23.01	0.2000	18.31	0.0678
Middle		1	12	22.66	0.1845	17.96	0.0625
Highest		1	12	22.83	0.1919	18.13	0.0650
Lowest	16QAM	1	12	22.34	0.1714	17.64	0.0581
Middle		1	12	21.89	0.1545	17.19	0.0524
Highest		1	12	22.18	0.1652	17.48	0.0560
Lowest	64QAM	1	24	20.67	0.1167	15.97	0.0395
Middle		1	24	20.59	0.1146	15.89	0.0388
Highest		1	24	20.97	0.1250	16.27	0.0424
Limit	EIRP < 2W			Result		PASS	

LTE Band 7 / 10MHz (Average) (GT - LC = -4.7 dB)							
Channel	Mode	RB		Conducted		EIRP	
		Size	Offset	Power (dBm)	Power (Watts)	EIRP(dBm)	EIRP(W)
Lowest	QPSK	1	49	23.01	0.2000	18.31	0.0678
Middle		1	49	22.60	0.1820	17.90	0.0617
Highest		1	49	22.82	0.1914	18.12	0.0649
Lowest	16QAM	1	49	22.38	0.1730	17.68	0.0586
Middle		1	49	21.85	0.1531	17.15	0.0519
Highest		1	49	22.21	0.1663	17.51	0.0564
Lowest	64QAM	1	49	20.73	0.1183	16.03	0.0401
Middle		1	49	20.61	0.1151	15.91	0.0390
Highest		1	49	20.96	0.1247	16.26	0.0423
Limit	EIRP < 2W			Result		PASS	

LTE Band 7 / 15MHz (Average) (GT - LC = -4.7 dB)							
Channel	Mode	RB		Conducted		EIRP	
		Size	Offset	Power (dBm)	Power (Watts)	EIRP(dBm)	EIRP(W)
Lowest	QPSK	1	0	22.99	0.1991	18.29	0.0675
Middle		1	0	22.67	0.1849	17.97	0.0627
Highest		1	0	22.62	0.1828	17.92	0.0619
Lowest	16QAM	1	0	22.33	0.1710	17.63	0.0579
Middle		1	0	22.02	0.1592	17.32	0.0540
Highest		1	0	21.96	0.1570	17.26	0.0532
Lowest	64QAM	1	74	20.68	0.1169	15.98	0.0396
Middle		1	74	20.65	0.1161	15.95	0.0394
Highest		1	74	20.95	0.1245	16.25	0.0422
Limit	EIRP < 2W			Result		PASS	



LTE Band 7 / 20MHz (Average) (GT - LC = -4.7 dB)							
Channel	Mode	RB		Conducted		EIRP	
		Size	Offset	Power (dBm)	Power (Watts)	EIRP(dBm)	EIRP(W)
Lowest	QPSK	1	0	23.03	0.2009	18.33	0.0681
Middle		1	0	22.69	0.1858	17.99	0.0630
Highest		1	0	22.81	0.1910	18.11	0.0647
Lowest	16QAM	1	49	22.31	0.1702	17.61	0.0577
Middle		1	49	21.86	0.1535	17.16	0.0520
Highest		1	49	22.03	0.1596	17.33	0.0541
Lowest	64QAM	1	99	20.62	0.1153	15.92	0.0391
Middle		1	99	20.65	0.1161	15.95	0.0394
Highest		1	99	20.93	0.1239	16.23	0.0420
Limit	EIRP < 2W			Result		PASS	



Radiated Spurious Emission

LTE Band 2

<For Main Antenna>

LTE Band 2 / 20MHz / QPSK									
Channel	Frequency (MHz)	EIRP (dBm)	Limit (dBm)	Over Limit (dB)	SPA Reading (dBm)	S.G. Power (dBm)	TX Cable loss (dB)	TX Antenna Gain (dBi)	Polarization (H/V)
Lowest	3702	-51.24	-13	-38.24	-68.23	-63.03	0.72	12.52	H
	5556	-44.94	-13	-31.94	-66.75	-57.11	1.00	13.17	H
	7404	-51.32	-13	-38.32	-76.43	-60.71	1.18	10.57	H
									H
									H
									H
	3702	-44.91	-13	-31.91	-63.07	-56.7	0.72	12.52	V
	5556	-44.07	-13	-31.07	-66	-56.24	1.00	13.17	V
	7404	-51.66	-13	-38.66	-76.56	-61.05	1.18	10.57	V
									V
									V
Middle	3744	-49.71	-13	-36.71	-66.82	-61.51	0.70	12.50	H
	5616	-44.30	-13	-31.30	-66.03	-56.45	0.98	13.13	H
	7488	-51.22	-13	-38.22	-76.13	-60.46	1.18	10.42	H
									H
									H
									H
	3744	-43.99	-13	-30.99	-62.29	-55.79	0.70	12.50	V
	5616	-44.22	-13	-31.22	-66.12	-56.37	0.98	13.13	V
	7488	-51.15	-13	-38.15	-76.14	-60.39	1.18	10.42	V
									V
									V



Highest	3780	-47.21	-13	-34.21	-64.4	-59.02	0.68	12.49	H
	5676	-45.93	-13	-32.93	-67.66	-58.04	0.99	13.09	H
	7560	-51.19	-13	-38.19	-76.21	-60.58	1.18	10.57	H
									H
									H
									H
									H
	3780	-50.86	-13	-37.86	-69.27	-62.67	0.68	12.49	V
	5676	-45.05	-13	-32.05	-66.96	-57.16	0.99	13.09	V
	7560	-51.46	-13	-38.46	-76.36	-60.85	1.18	10.57	V
									V
									V
									V
									V

Remark: Spurious emissions within 30-1000MHz were found more than 20dB below limit line.



LTE Band 4

LTE Band 4 / 20MHz / QPSK									
Channel	Frequency (MHz)	EIRP (dBm)	Limit (dBm)	Over Limit (dB)	SPA Reading (dBm)	S.G. Power (dBm)	TX Cable loss (dB)	TX Antenna Gain (dBi)	Polarization (H/V)
Lowest	3420	-40.51	-13	-27.51	-57.62	-52.1	0.77	12.36	H
	5136	-51.00	-13	-38.00	-71.44	-62.5	0.97	12.47	H
	6840	-54.05	-13	-41.05	-77.53	-64.9	0.81	11.65	H
									H
									H
									H
									H
	3420	-44.21	-13	-31.21	-61.21	-55.8	0.77	12.36	V
	5136	-50.70	-13	-37.70	-71.58	-62.2	0.97	12.47	V
	6840	-53.85	-13	-40.85	-77.78	-64.7	0.81	11.65	V
									V
									V
									V
									V
Middle	3444	-42.74	-13	-29.74	-59.84	-54.4	0.78	12.43	H
	5172	-49.64	-13	-36.64	-70.24	-61.2	0.98	12.54	H
	6890	-53.68	-13	-40.68	-77.11	-64.3	0.92	11.54	H
									H
									H
									H
									H
	3444	-39.64	-13	-26.64	-56.65	-51.3	0.78	12.43	V
	5172	-48.74	-13	-35.74	-69.49	-60.3	0.98	12.54	V
	6890	-53.48	-13	-40.48	-77.25	-64.1	0.92	11.54	V
									V
									V
									V
									V



Highest	3474	-38.56	-13	-25.56	-55.7	-50.3	0.78	12.52	H
	5208	-49.48	-13	-36.48	-70.18	-61.1	0.99	12.62	H
	6940	-52.90	-13	-39.90	-76.75	-63.3	1.03	11.43	H
									H
									H
									H
									H
	3474	-39.06	-13	-26.06	-56.86	-50.8	0.78	12.52	V
	5208	-49.68	-13	-36.68	-70.56	-61.3	0.99	12.62	V
	6940	-53.40	-13	-40.40	-77.03	-63.8	1.03	11.43	V
									V
									V
									V
									V

Remark: Spurious emissions within 30-1000MHz were found more than 20dB below limit line.



LTE Band 5

LTE Band 5 / 10MHz / QPSK									
Channel	Frequency (MHz)	ERP (dBm)	Limit (dBm)	Over Limit (dB)	SPA Reading (dBm)	S.G. Power (dBm)	TX Cable loss (dB)	TX Antenna Gain (dBi)	Polarization (H/V)
Lowest	1648	-61.42	-13	-48.42	-71.33	-68.37	0.53	9.63	H
	2472	-56.34	-13	-43.34	-69.78	-64.32	0.65	10.78	H
	3296	-58.27	-13	-45.27	-74.41	-67.35	0.76	11.99	H
									H
									H
									H
									H
	1648	-57.18	-13	-44.18	-66.8	-64.13	0.53	9.63	V
	2472	-55.72	-13	-42.72	-69.65	-63.7	0.65	10.78	V
	3296	-58.59	-13	-45.59	-74.7	-67.67	0.76	11.99	V
									V
									V
									V
									V
Middle	1664	-62.42	-13	-49.42	-72.51	-69.4	0.53	9.66	H
	2496	-57.17	-13	-44.17	-70.58	-65.16	0.65	10.80	H
	3328	-58.15	-13	-45.15	-74.36	-67.32	0.76	12.08	H
									H
									H
									H
									H
	1664	-63.00	-13	-50.00	-72.69	-69.98	0.53	9.66	V
	2496	-56.12	-13	-43.12	-69.95	-64.11	0.65	10.80	V
	3328	-58.54	-13	-45.54	-74.54	-67.71	0.76	12.08	V
									V
									V
									V
									V



Highest	1680	-63.02	-13	-50.02	-73.27	-70.04	0.53	9.70	H
	2520	-57.29	-13	-44.29	-70.74	-65.29	0.66	10.81	H
	3360	-58.38	-13	-45.38	-74.62	-67.64	0.77	12.18	H
									H
									H
									H
									H
	1680	-62.46	-13	-49.46	-72.21	-69.48	0.53	9.70	V
	2520	-56.95	-13	-43.95	-70.78	-64.95	0.66	10.81	V
	3360	-58.76	-13	-45.76	-74.74	-68.02	0.77	12.18	V
									V
									V
									V
									V

Remark: Spurious emissions within 30-1000MHz were found more than 20dB below limit line.



LTE Band 7

LTE Band 7 / 20MHz / QPSK									
Channel	Frequency (MHz)	EIRP (dBm)	Limit (dBm)	Over Limit (dB)	SPA Reading (dBm)	S.G. Power (dBm)	TX Cable loss (dB)	TX Antenna Gain (dBi)	Polarization (H/V)
Lowest	5004	-37.42	-25	-12.42	-57.9	-48.69	0.94	12.21	H
	7506	-51.95	-25	-26.95	-76.82	-61.19	1.18	10.42	H
	10008	-46.42	-25	-21.42	-77.47	-57.14	1.37	12.08	H
									H
									H
									H
									H
	5004	-48.16	-25	-23.16	-68.82	-59.43	0.94	12.21	V
	7506	-51.93	-25	-26.93	-76.94	-61.17	1.18	10.42	V
	10008	-46.43	-25	-21.43	-77.15	-57.15	1.37	12.08	V
									V
									V
									V
									V
Middle	5052	-44.42	-25	-19.42	-64.96	-55.77	0.95	12.30	H
	7578	-51.64	-25	-26.64	-76.7	-61.08	1.18	10.62	H
	10104	-46.12	-25	-21.12	-77.13	-56.65	1.38	11.90	H
									H
									H
									H
									H
	5052	-47.59	-25	-22.59	-68.31	-58.94	0.95	12.30	V
	7578	-52.06	-25	-27.06	-76.91	-61.5	1.18	10.62	V
	10104	-46.11	-25	-21.11	-76.83	-56.64	1.38	11.90	V
									V
									V
									V
									V



Highest	5100	-46.72	-25	-21.72	-67.35	-58.16	0.96	12.40	H
	7560	-51.67	-25	-26.67	-76.88	-61.06	1.18	10.57	H
	10200	-45.64	-25	-20.64	-76.62	-55.97	1.39	11.72	H
									H
									H
									H
									H
	5100	-43.37	-25	-18.37	-64.17	-54.81	0.96	12.40	V
	7560	-51.60	-25	-26.60	-76.59	-60.99	1.18	10.57	V
	10200	-45.79	-25	-20.79	-76.52	-56.12	1.39	11.72	V
									V
									V
									V
									V

Remark: Spurious emissions within 30-1000MHz were found more than 20dB below limit line.



LTE Band 13

LTE Band 13 / 10MHz / QPSK									
Channel	Frequency (MHz)	ERP (dBm)	Limit (dBm)	Over Limit (dB)	SPA Reading (dBm)	S.G. Power (dBm)	TX Cable loss (dB)	TX Antenna Gain (dBi)	Polarization (H/V)
Middle	1560	-62.35	-42.15	-20.20	-72.77	-69.12	0.51	9.43	H
	2333	-59.64	-13	-46.64	-73.82	-67.53	0.62	10.67	H
	3110	-58.97	-13	-45.97	-74.48	-67.51	0.74	11.43	H
									H
									H
									H
									H
	1560	-62.85	-42.15	-20.70	-72.7	-69.62	0.51	9.43	V
	2333	-58.93	-13	-45.93	-73.63	-66.82	0.62	10.67	V
	3110	-58.22	-13	-45.22	-73.92	-66.76	0.74	11.43	V
									V
									V
									V
									V

Remark: Spurious emissions within 30-1000MHz were found more than 20dB below limit line.



IC LTE Band 13 / 10MHz / QPSK									
Channel	Frequency (MHz)	EIRP (dBm)	Limit (dBm)	Over Limit (dB)	SPA Reading (dBm)	S.G. Power (dBm)	TX Cable loss (dB)	TX Antenna Gain (dBi)	Polarization (H/V)
Middle	1560	-60.20	-42.15	-18.05	-72.10	-68.44	0.51	9.42	H
	2333	-57.49	-13	-44.49	-73.82	-67.53	0.62	10.67	H
	3110	-56.82	-13	-43.82	-74.48	-67.51	0.74	11.43	H
									H
									H
									H
									H
	1560	-60.70	-42.15	-18.55	-71.80	-68.71	0.51	9.42	V
	2333	-56.78	-13	-43.78	-73.63	-66.82	0.62	10.67	V
	3110	-56.07	-13	-43.07	-73.92	-66.76	0.74	11.43	V
									V
									V
									V
									V

Remark: Spurious emissions within 30-1000MHz were found more than 20dB below limit line.



LTE Band 66

LTE Band 66 / 20MHz / QPSK									
Channel	Frequency (MHz)	EIRP (dBm)	Limit (dBm)	Over Limit (dB)	SPA Reading (dBm)	S.G. Power (dBm)	TX Cable loss (dB)	TX Antenna Gain (dBi)	Polarization (H/V)
Lowest	3420	-44.25	-13	-31.25	-61.41	-55.84	0.77	12.36	H
	5136	-48.35	-13	-35.35	-69.05	-59.85	0.97	12.47	H
	6840	-53.95	-13	-40.95	-77.64	-64.80	0.81	11.65	H
									H
									H
									H
									H
	3420	-39.51	-13	-26.51	-56.48	-51.10	0.77	12.36	V
	5136	-48.22	-13	-35.22	-69.09	-59.72	0.97	12.47	V
	6840	-53.13	-13	-40.13	-77.29	-63.98	0.81	11.65	V
									V
									V
									V
									V
Middle	3474	-42.79	-13	-29.79	-60.03	-54.53	0.78	12.52	H
	5208	-47.65	-13	-34.65	-68.47	-59.27	0.99	12.62	H
	6948	-52.70	-13	-39.70	-76.61	-63.07	1.05	11.41	H
									H
									H
									H
									H
	3474	-38.00	-13	-25.00	-55.91	-49.74	0.78	12.52	V
	5208	-50.46	-13	-37.46	-71.44	-62.08	0.99	12.62	V
	6948	-52.65	-13	-39.65	-76.92	-63.02	1.05	11.41	V
									V
									V
									V
									V



Highest	3522	-44.13	-13	-31.13	-61.3	-55.94	0.78	12.59	H
	5286	-47.95	-13	-34.95	-68.97	-59.70	1.02	12.77	H
	7044	-52.10	-13	-39.10	-76.29	-62.15	1.17	11.22	H
									H
									H
									H
									H
	3522	-42.13	-13	-29.13	-60.29	-53.94	0.78	12.59	V
	5286	-48.58	-13	-35.58	-69.74	-60.33	1.02	12.77	V
	7044	-51.68	-13	-38.68	-76.17	-61.73	1.17	11.22	V
									V
									V
									V
									V

Remark: Spurious emissions within 30-1000MHz were found more than 20dB below limit line.



<For Aux. Antenna>

LTE Band 7

LTE Band 7 / 20MHz / QPSK									
Channel	Frequency (MHz)	EIRP (dBm)	Limit (dBm)	Over Limit (dB)	SPA Reading (dBm)	S.G. Power (dBm)	TX Cable loss (dB)	TX Antenna Gain (dBi)	Polarization (H/V)
Lowest	5004	-41.61	-25	-16.61	-62.09	-52.88	0.94	12.21	H
	7506	-51.35	-25	-26.35	-76.22	-60.59	1.18	10.42	H
	10008	-46.05	-25	-21.05	-77.1	-56.77	1.37	12.08	H
									H
									H
									H
	5004	-50.66	-25	-25.66	-71.32	-61.93	0.94	12.21	V
	7506	-52.00	-25	-27.00	-77.01	-61.24	1.18	10.42	V
	10008	-46.60	-25	-21.60	-77.32	-57.32	1.37	12.08	V
									V
									V
Middle	5052	-42.14	-25	-17.14	-62.68	-53.49	0.95	12.30	H
	7578	-51.51	-25	-26.51	-76.57	-60.95	1.18	10.62	H
	10104	-46.02	-25	-21.02	-77.03	-56.55	1.38	11.90	H
									H
									H
									H
	5052	-48.85	-25	-23.85	-69.57	-60.2	0.95	12.30	V
	7578	-52.27	-25	-27.27	-77.12	-61.71	1.18	10.62	V
	10104	-46.08	-25	-21.08	-76.8	-56.61	1.38	11.90	V
									V
									V



Highest	5100	-45.21	-25	-20.21	-65.84	-56.65	0.96	12.40	H
	7650	-51.18	-25	-26.18	-76.39	-60.82	1.18	10.82	H
	10200	-45.82	-25	-20.82	-76.8	-56.15	1.39	11.72	H
									H
									H
									H
									H
	5100	-43.52	-25	-18.52	-64.32	-54.96	0.96	12.40	V
	7650	-51.78	-25	-26.78	-76.77	-61.42	1.18	10.82	V
	10200	-45.94	-25	-20.94	-76.67	-56.27	1.39	11.72	V
									V
									V
									V
									V

Remark: Spurious emissions within 30-1000MHz were found more than 20dB below limit line.