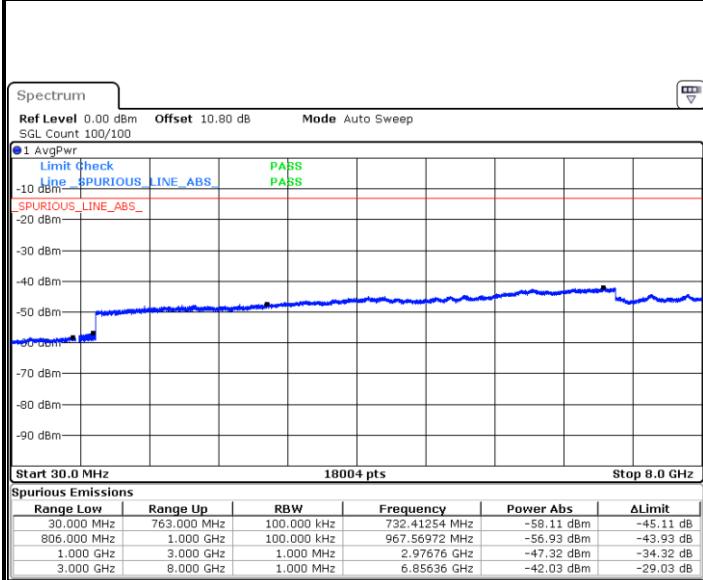




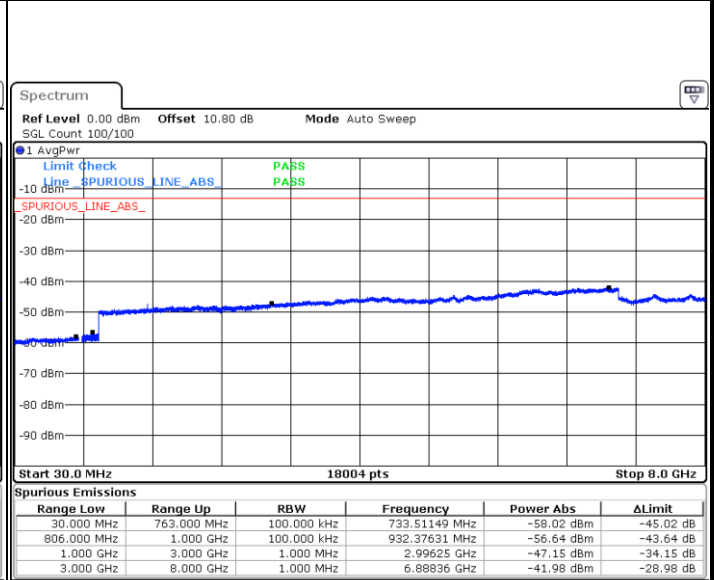
LTE Band 13 / 5MHz

Highest Channel / QPSK



Date: 16.FEB.2018 13:05:27

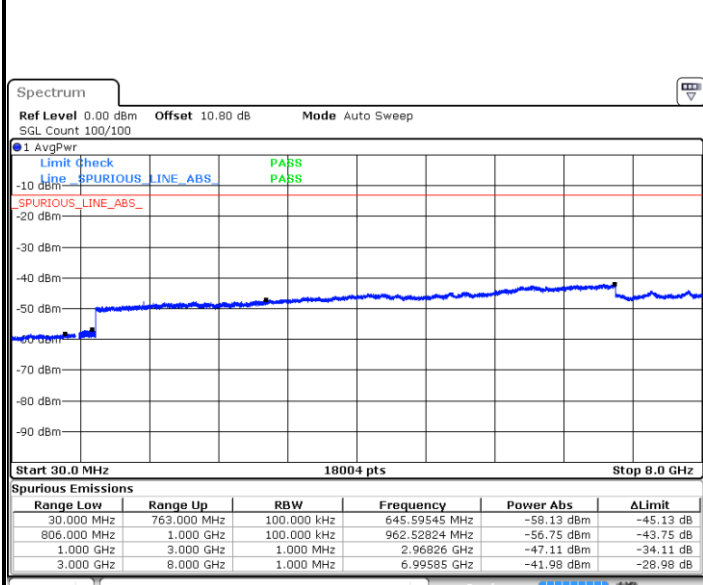
Highest Channel / 16QAM



Date: 16.FEB.2018 13:06:21

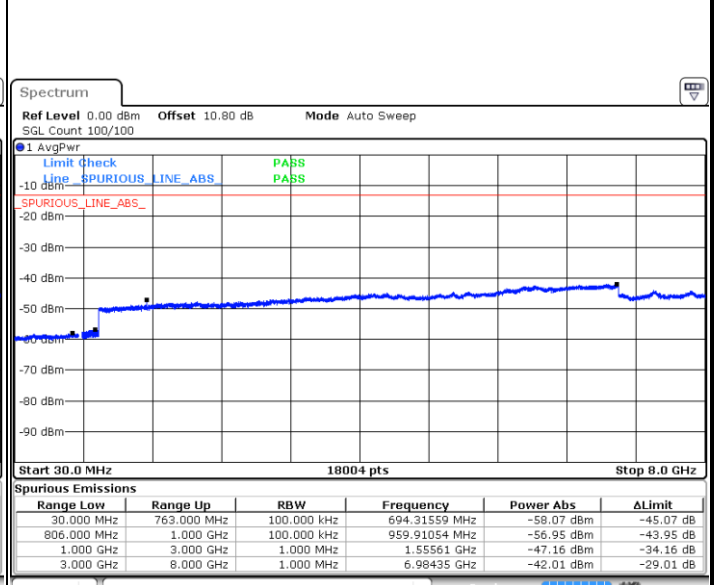
LTE Band 13 / 10MHz

Middle Channel / QPSK



Date: 16.FEB.2018 13:28:40

Middle Channel / 16QAM



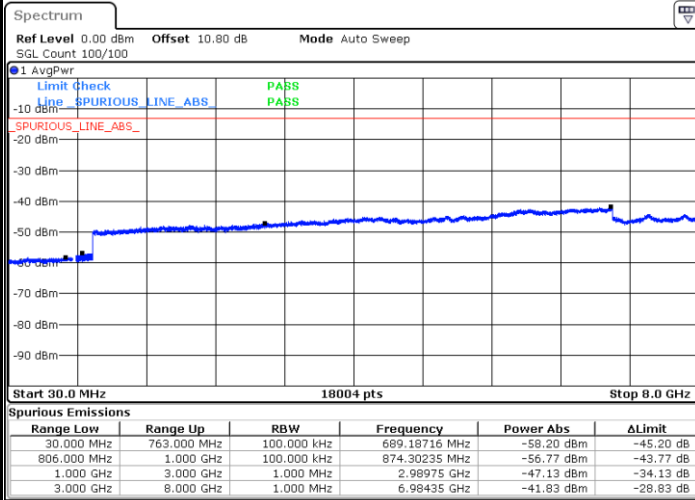
Date: 16.FEB.2018 13:27:47



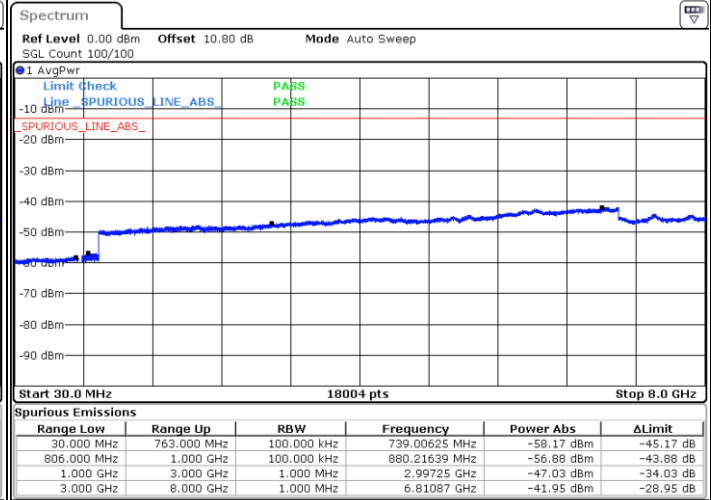
LTE Band 13 / 5MHz

Lowest Channel / 64QAM

Middle Channel / 64QAM

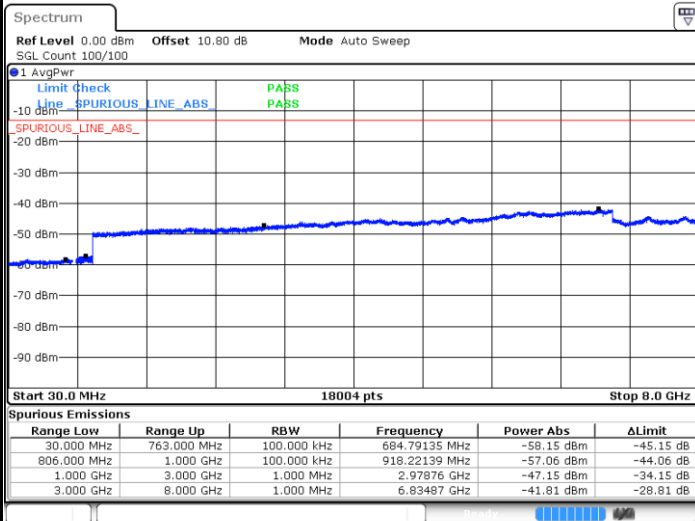


Date: 16.FEB.2018 13:10:48



Date: 16.FEB.2018 13:11:42

Highest Channel / 64QAM

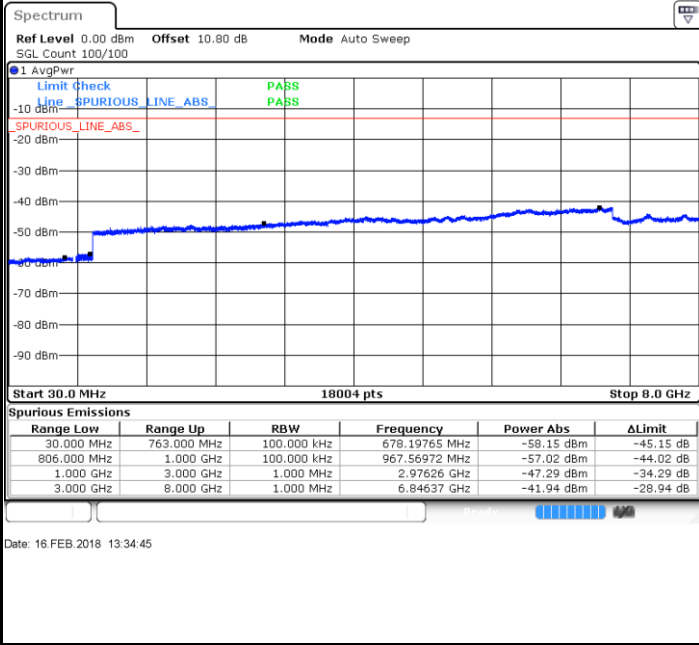


Date: 16.FEB.2018 13:16:30



LTE Band 13 / 10MHz

Middle Channel / 64QAM





Frequency Stability

Test Conditions		LTE Band 13 (QPSK) / Middle Channel	Limit
Temperature (°C)	Voltage (Volt)	BW 10MHz	Note 2.
		Deviation (ppm)	Result
50	Normal Voltage	0.0006	PASS
40	Normal Voltage	0.0014	
30	Normal Voltage	0.0054	
20(Ref.)	Normal Voltage	0.0000	
10	Normal Voltage	0.0010	
0	Normal Voltage	0.0066	
-10	Normal Voltage	0.0137	
-20	Normal Voltage	0.0074	
-30	Normal Voltage	0.0045	
20	Maximum Voltage	0.0005	
20	Normal Voltage	0.0121	
20	Battery End Point	0.0047	

Note:

1. Normal Voltage =3.8 V. ; Battery End Point (BEP) =3.6 V. ; Maximum Voltage =4.4 V.
2. The frequency fundamental emissions stay within the authorized frequency block.



LTE Band 17

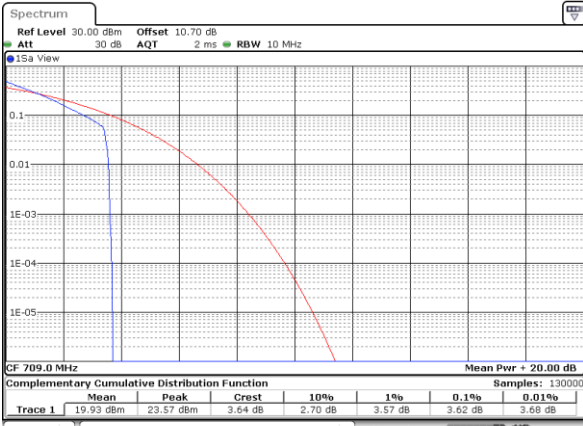
Peak-to-Average Ratio

Mode	LTE Band 17 / 10MHz				
Mod.	QPSK		16QAM		Limit: 13dB
RB Size	1RB	Full RB	1RB	Full RB	Result
Lowest CH	3.62	4.7	5.22	5.91	PASS
Middle CH	3.65	4.64	5.39	5.88	
Highest CH	3.59	4.67	5.3	5.91	
Mode	LTE Band 17 / 10MHz				
Mod.	64QAM				Limit: 13dB
RB Size	1RB	Full RB			Result
Lowest CH	6.81	6.55	-	-	PASS
Middle CH	6.87	6.41	-	-	
Highest CH	6.52	6.41	-	-	



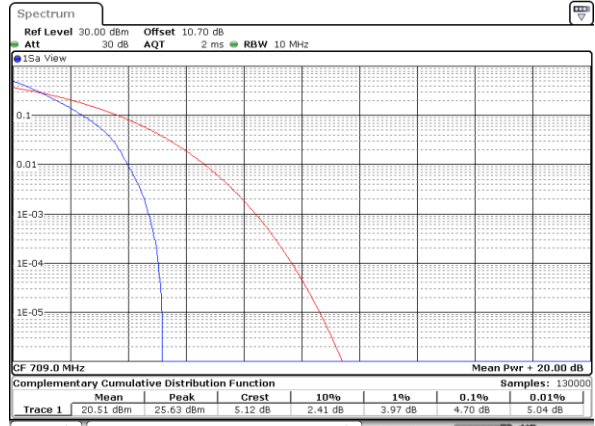
LTE Band 17 / 10MHz / QPSK

Lowest Channel / 1RB



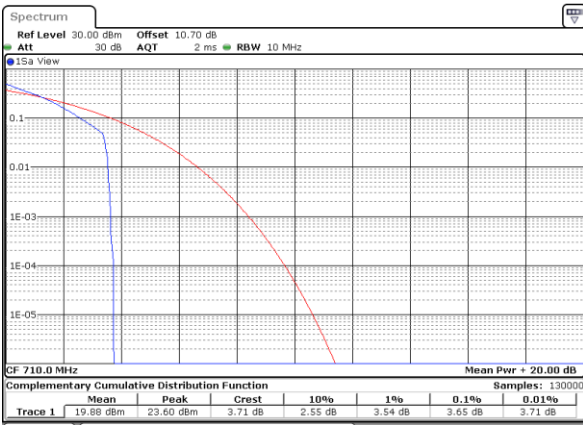
Date: 14 FEB 2018 13:03:16

Lowest Channel / Full RB



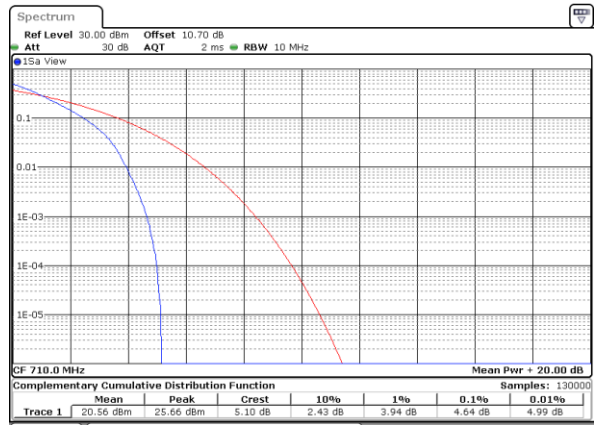
Date: 14 FEB 2018 13:03:24

Middle Channel / 1RB



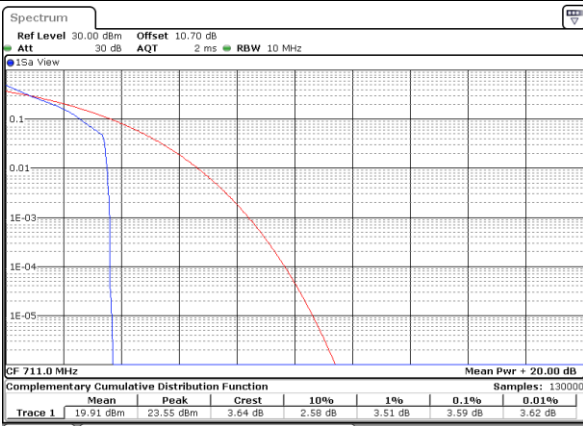
Date: 14 FEB 2018 13:03:32

Middle Channel / Full RB



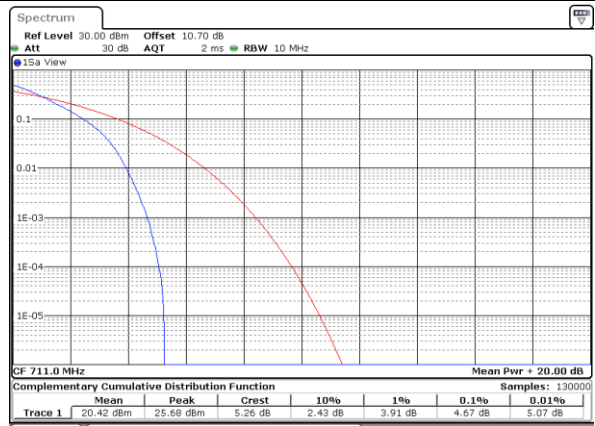
Date: 14 FEB 2018 13:03:40

Highest Channel / 1RB



Date: 14 FEB 2018 13:03:48

Highest Channel / Full RB

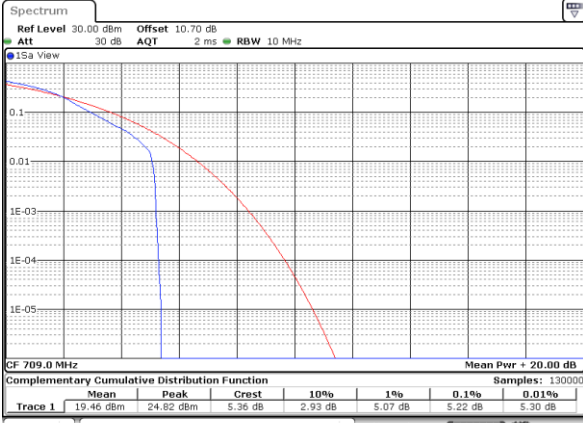


Date: 14 FEB 2018 13:03:56



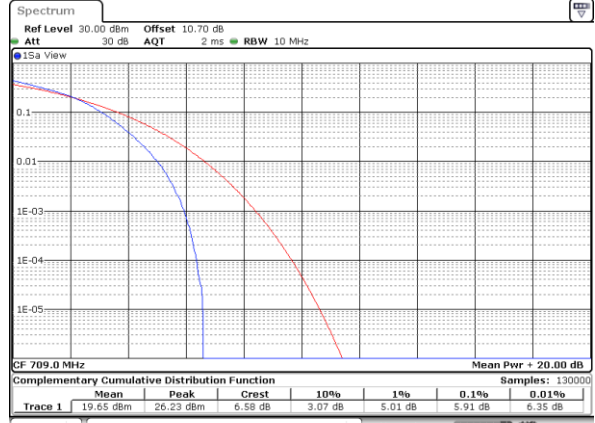
LTE Band 17 / 10MHz / 16QAM

Lowest Channel / 1RB



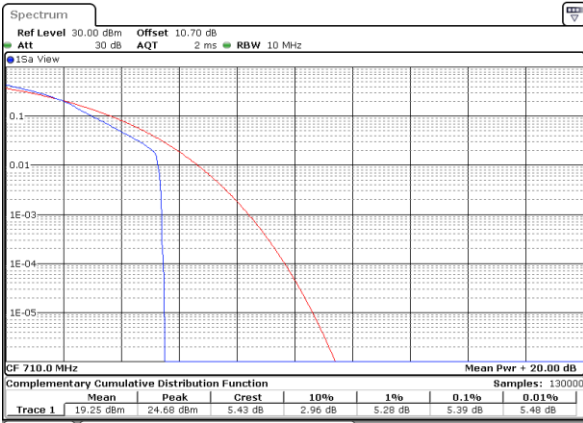
Date: 14 FEB 2018 13:02:19

Lowest Channel / Full RB



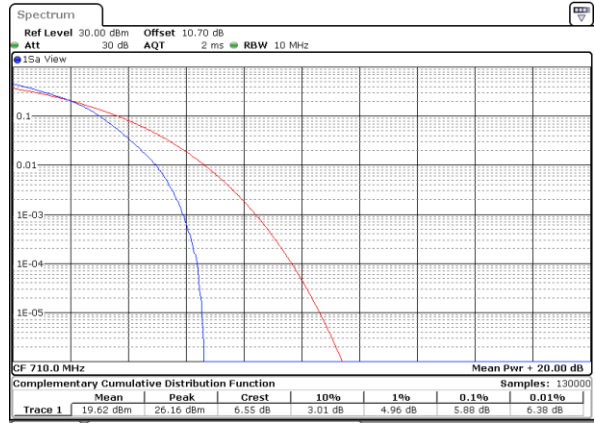
Date: 14 FEB 2018 13:02:29

Middle Channel / 1RB



Date: 14 FEB 2018 13:02:38

Middle Channel / Full RB



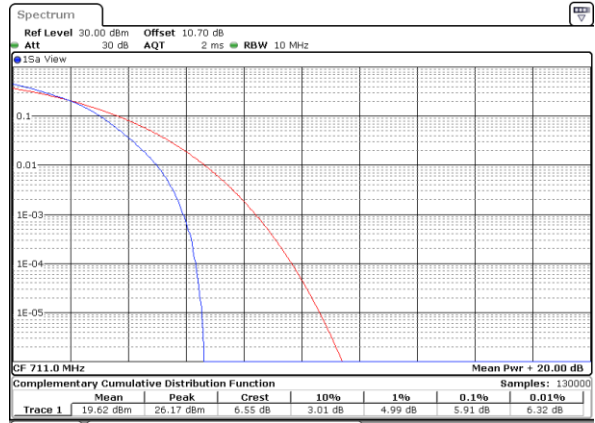
Date: 14 FEB 2018 13:02:47

Highest Channel / 1RB



Date: 14 FEB 2018 13:03:00

Highest Channel / Full RB

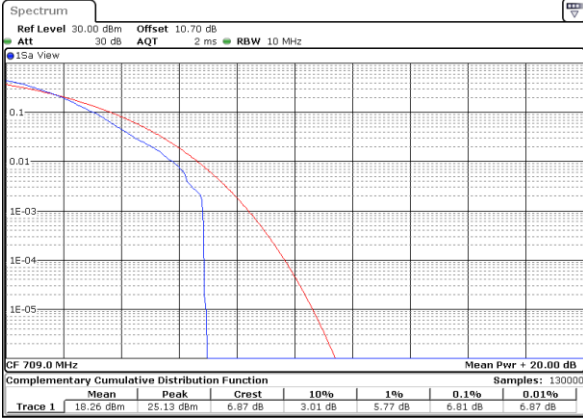


Date: 14 FEB 2018 13:03:08



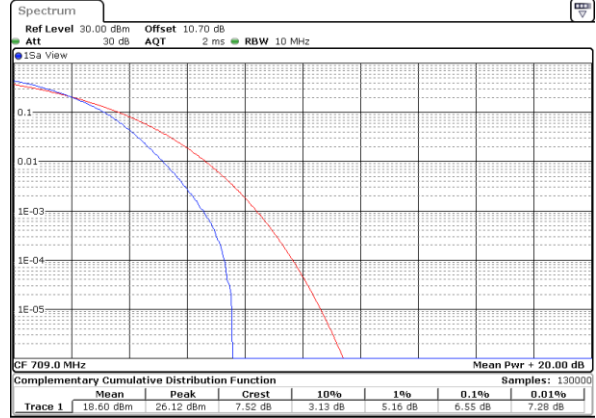
LTE Band 17 / 10MHz / 64QAM

Lowest Channel / 1RB



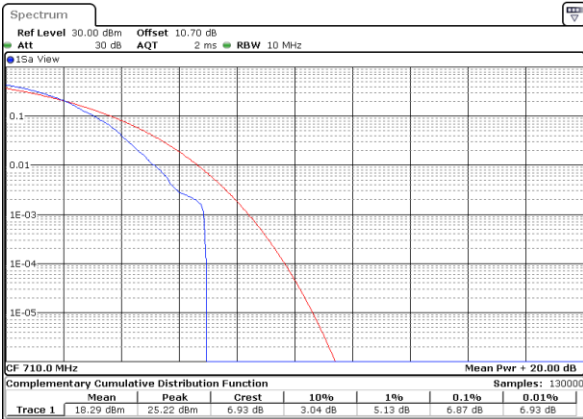
Date: 14 FEB 2018 12:58:46

Lowest Channel / Full RB



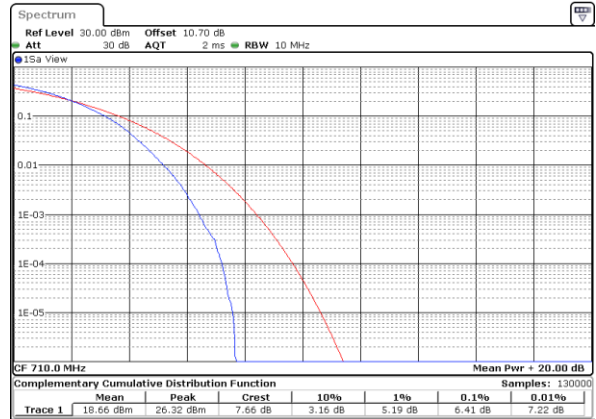
Date: 14 FEB 2018 12:59:08

Middle Channel / 1RB



Date: 14 FEB 2018 13:00:18

Middle Channel / Full RB



Date: 14 FEB 2018 13:00:49

Highest Channel / 1RB



Date: 14 FEB 2018 13:01:13

Highest Channel / Full RB



Date: 14 FEB 2018 13:02:02



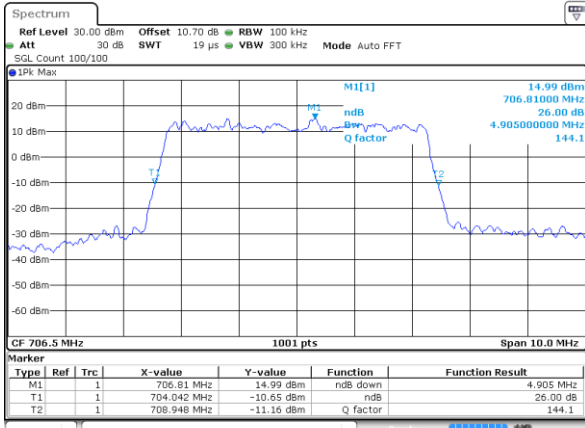
26dB Bandwidth

Mode	LTE Band 17 : 26dB BW(MHz)											
BW	1.4MHz		3MHz		5MHz		10MHz		15MHz		20MHz	
Mod.	QPSK	16QAM	QPSK	16QAM	QPSK	16QAM	QPSK	16QAM	QPSK	16QAM	QPSK	16QAM
Lowest CH	-	-	-	-	4.91	4.88	9.71	9.73	-	-	-	-
Middle CH	-	-	-	-	4.96	4.93	9.65	9.81	-	-	-	-
Highest CH	-	-	-	-	4.94	4.91	9.65	9.93	-	-	-	-
Mode	LTE Band 17 : 26dB BW(MHz)											
BW	1.4MHz		3MHz		5MHz		10MHz		15MHz		20MHz	
Mod.	64QAM		64QAM		64QAM		64QAM		64QAM		64QAM	
Lowest CH	-	-	-	-	4.90	-	9.73	-	-	-	-	-
Middle CH	-	-	-	-	4.97	-	9.79	-	-	-	-	-
Highest CH	-	-	-	-	4.89	-	9.73	-	-	-	-	-

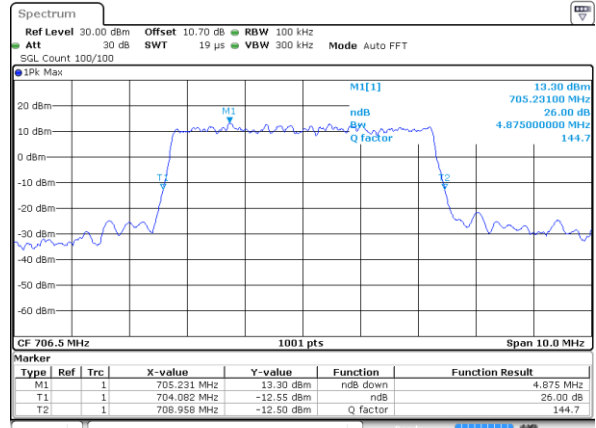


LTE Band 17

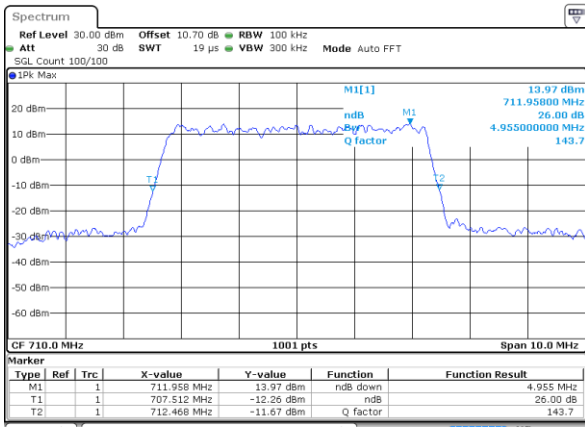
Lowest Channel / 5MHz / QPSK



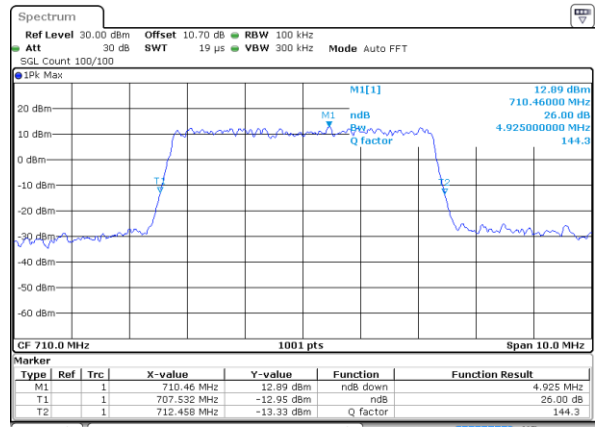
Lowest Channel / 5MHz / 16QAM



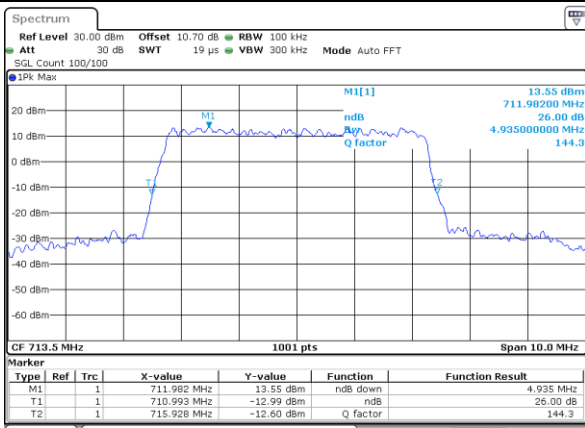
Middle Channel / 5MHz / QPSK



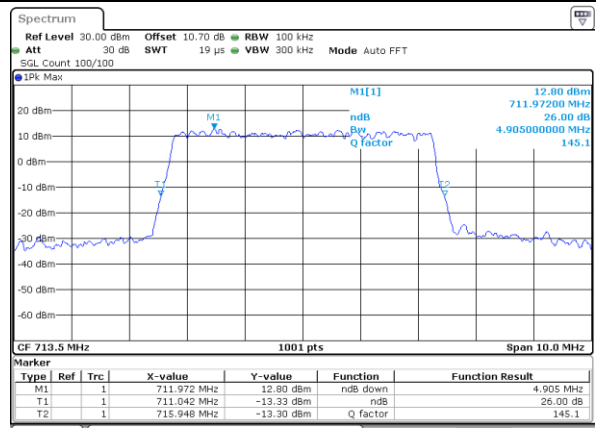
Middle Channel / 5MHz / 16QAM



Highest Channel / 5MHz / QPSK



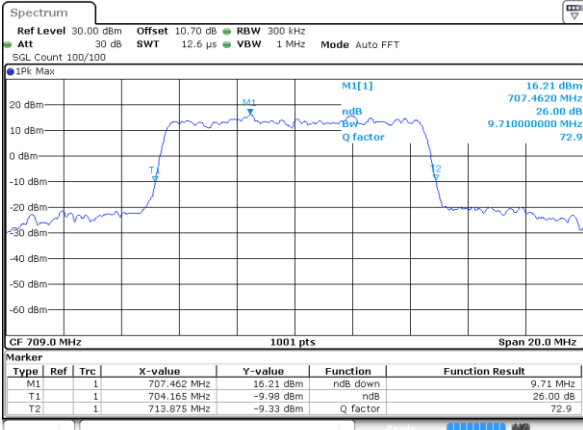
Highest Channel / 5MHz / 16QAM





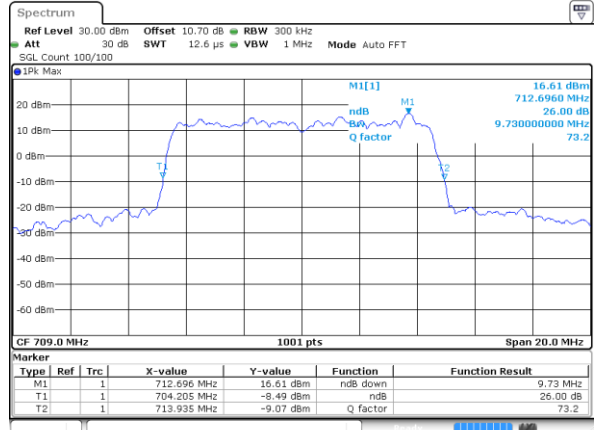
LTE Band 17

Lowest Channel / 10MHz / QPSK



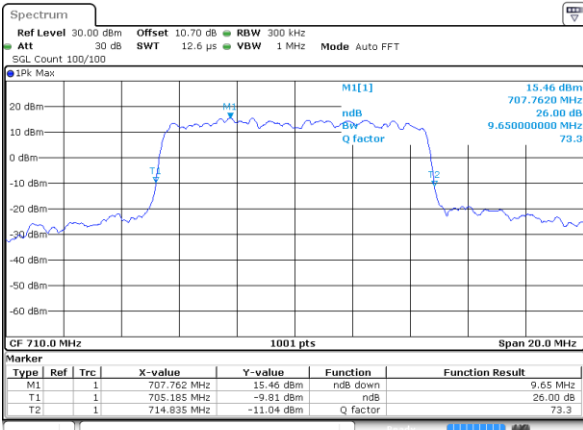
Date: 13.FEB.2018 18:15:19

Lowest Channel / 10MHz / 16QAM



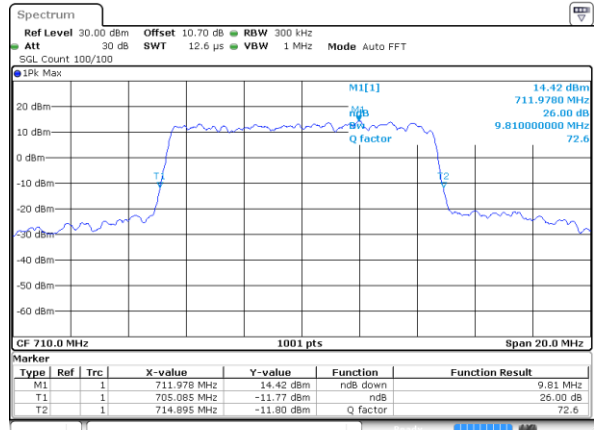
Date: 13.FEB.2018 18:15:29

Middle Channel / 10MHz / QPSK



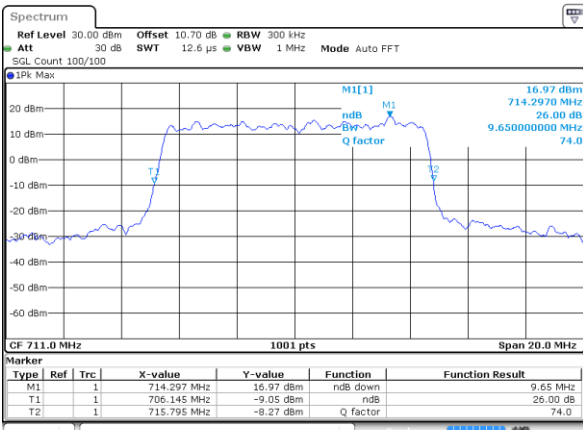
Date: 13.FEB.2018 18:22:15

Middle Channel / 10MHz / 16QAM



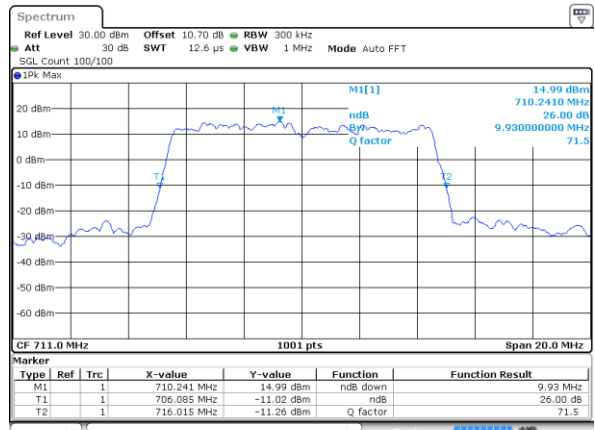
Date: 13.FEB.2018 18:22:24

Highest Channel / 10MHz / QPSK



Date: 13.FEB.2018 18:24:41

Highest Channel / 10MHz / 16QAM

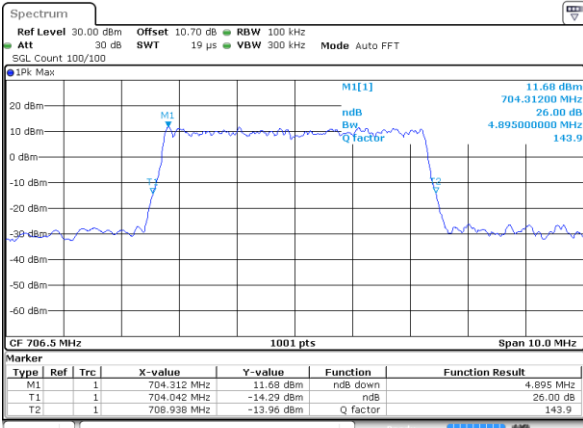


Date: 13.FEB.2018 18:24:51



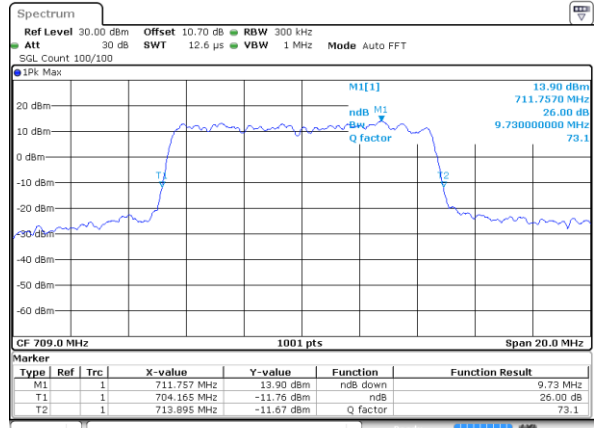
LTE Band 17

Lowest Channel / 5MHz / 64QAM



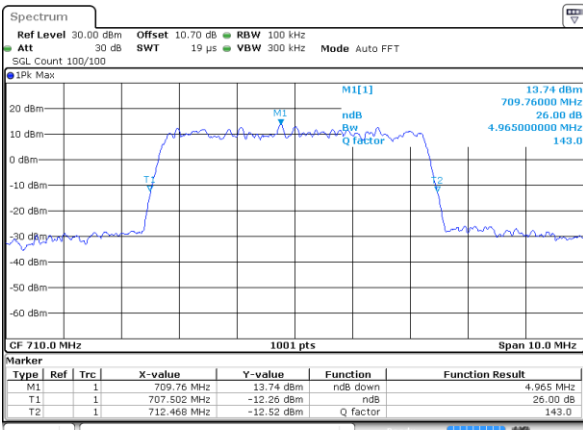
Date: 13 FEB 2018 18:31:27

Lowest Channel / 10MHz / 64QAM



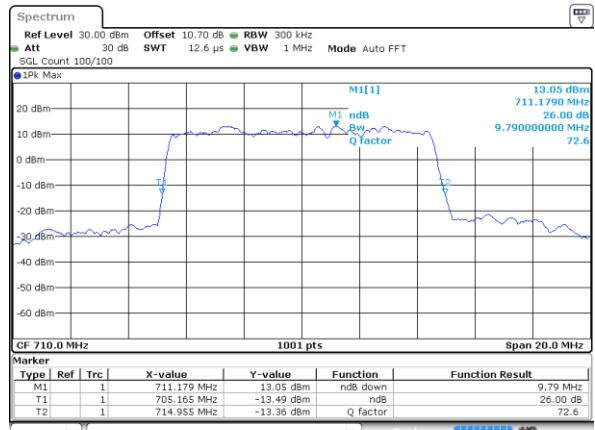
Date: 13 FEB 2018 18:39:37

Middle Channel / 5MHz / 64QAM



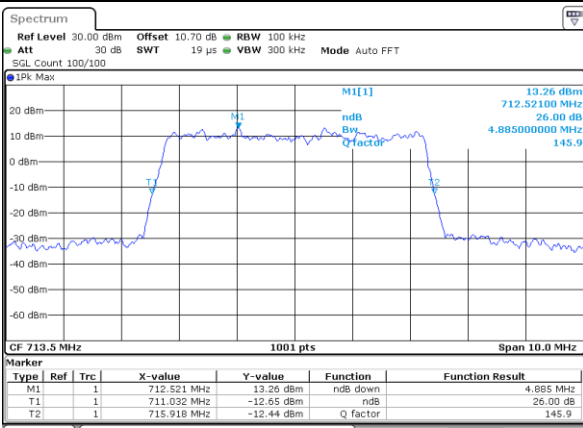
Date: 13 FEB 2018 18:34:55

Middle Channel / 10MHz / 64QAM



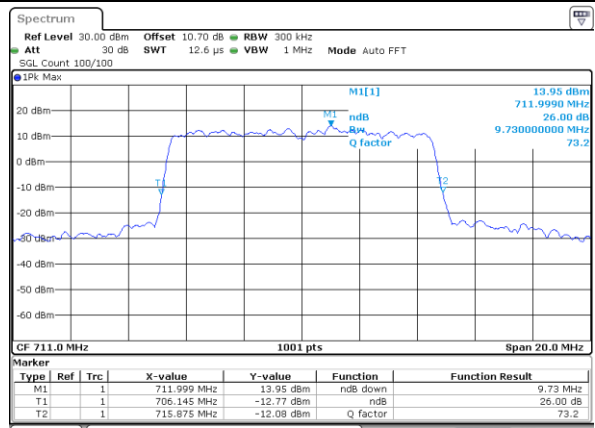
Date: 13 FEB 2018 18:43:05

Highest Channel / 5MHz / 64QAM



Date: 13 FEB 2018 18:36:09

Highest Channel / 10MHz / 64QAM



Date: 13 FEB 2018 18:44:19



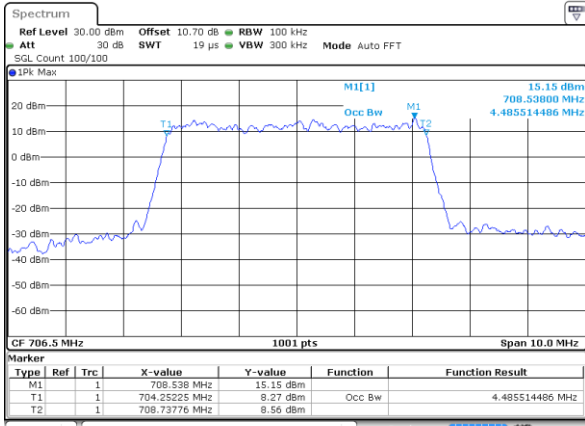
Occupied Bandwidth

Mode	LTE Band 17 : 99%OBW(MHz)											
BW	1.4MHz		3MHz		5MHz		10MHz		15MHz		20MHz	
Mod.	QPSK	16QAM	QPSK	16QAM	QPSK	16QAM	QPSK	16QAM	QPSK	16QAM	QPSK	16QAM
Lowest CH	-	-	-	-	4.49	4.49	9.01	9.05	-	-	-	-
Middle CH	-	-	-	-	4.51	4.49	9.05	8.97	-	-	-	-
Highest CH	-	-	-	-	4.5	4.48	9.01	9.03	-	-	-	-
Mode	LTE Band 17 : 99%OBW(MHz)											
BW	1.4MHz		3MHz		5MHz		10MHz		15MHz		20MHz	
Mod.	64QAM		64QAM		64QAM		64QAM		64QAM		64QAM	
Lowest CH	-	-	-	-	4.50	-	9.09	-	-	-	-	-
Middle CH	-	-	-	-	4.51	-	8.97	-	-	-	-	-
Highest CH	-	-	-	-	4.55	-	9.05	-	-	-	-	-



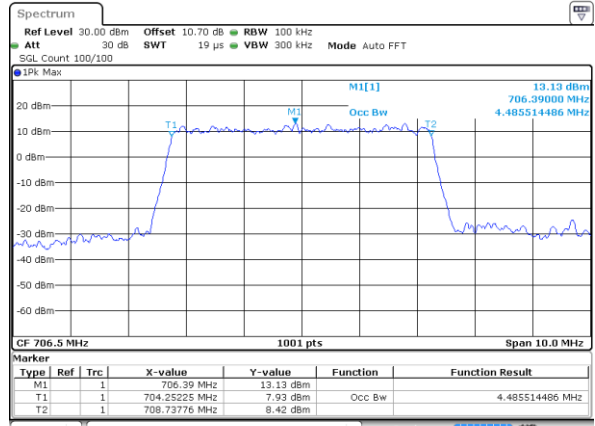
LTE Band 17

Lowest Channel / 5MHz / QPSK



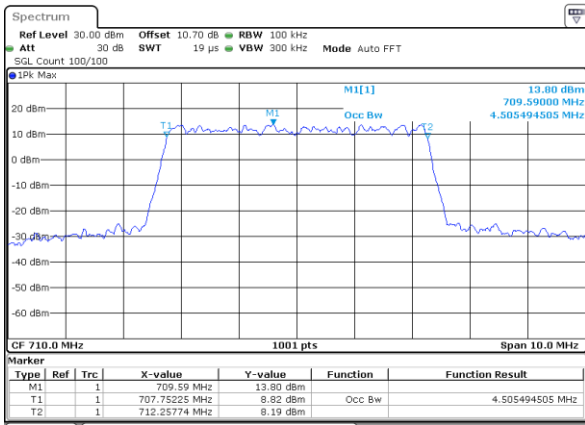
Date: 13 FEB 2018 17:58:41

Lowest Channel / 5MHz / 16QAM



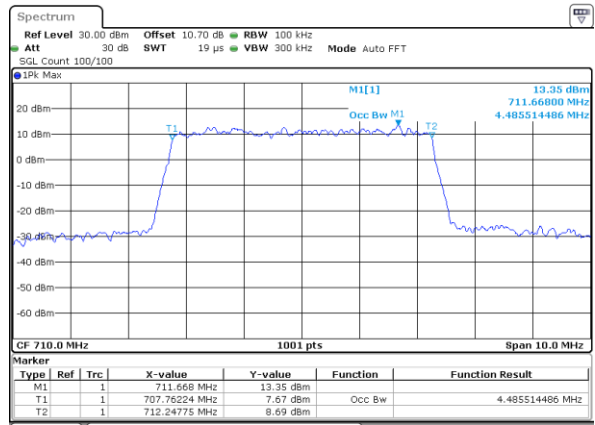
Date: 13 FEB 2018 17:58:51

Middle Channel / 5MHz / QPSK



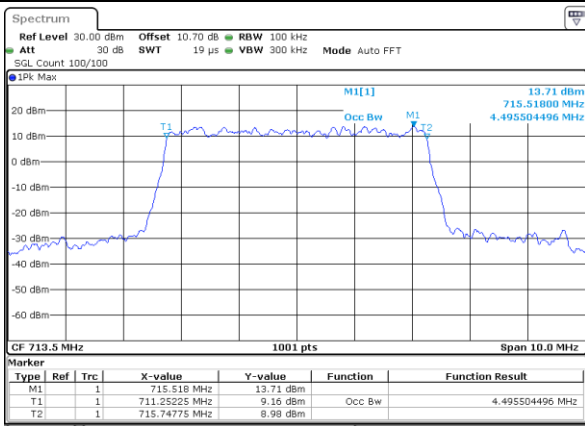
Date: 13 FEB 2018 18:05:37

Middle Channel / 5MHz / 16QAM



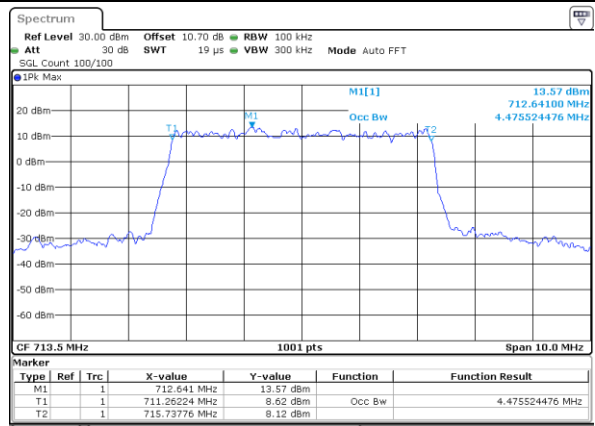
Date: 13 FEB 2018 18:05:47

Highest Channel / 5MHz / QPSK



Date: 13 FEB 2018 18:08:03

Highest Channel / 5MHz / 16QAM

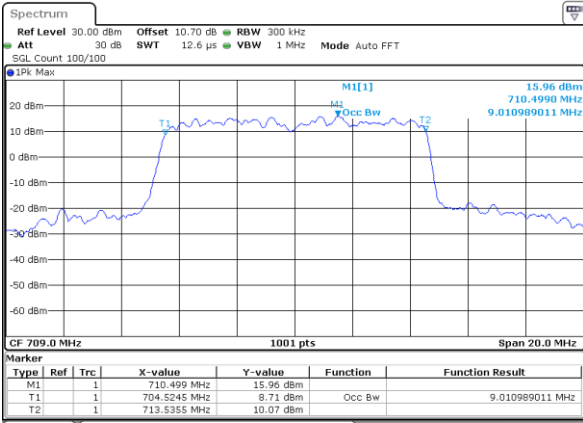


Date: 13 FEB 2018 18:08:13



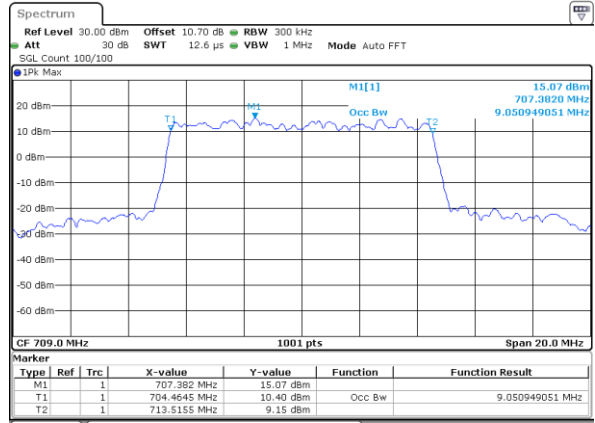
LTE Band 17

Lowest Channel / 10MHz / QPSK



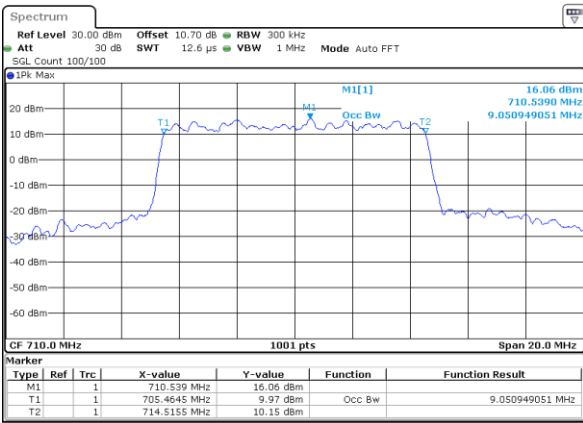
Date: 13 FEB 2018 18:14:59

Lowest Channel / 10MHz / 16QAM



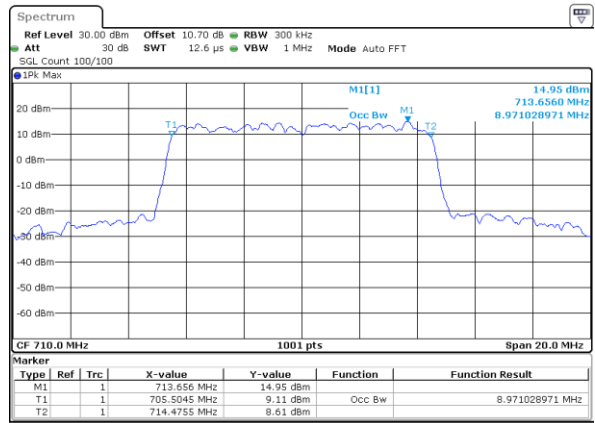
Date: 13 FEB 2018 18:15:09

Middle Channel / 10MHz / QPSK



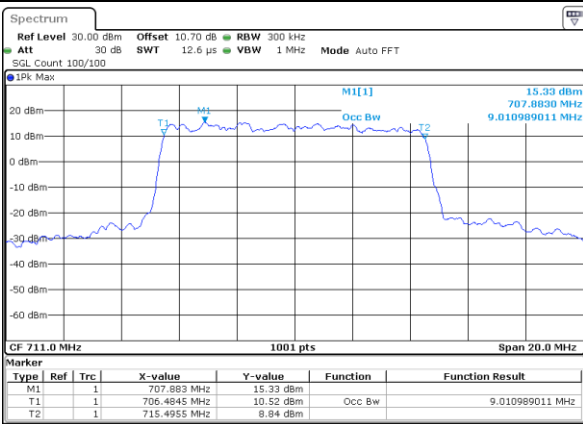
Date: 13 FEB 2018 18:21:55

Middle Channel / 10MHz / 16QAM



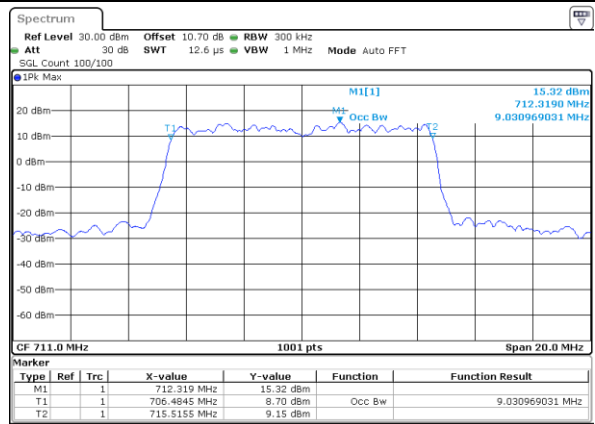
Date: 13 FEB 2018 18:22:05

Highest Channel / 10MHz / QPSK



Date: 13 FEB 2018 18:24:22

Highest Channel / 10MHz / 16QAM

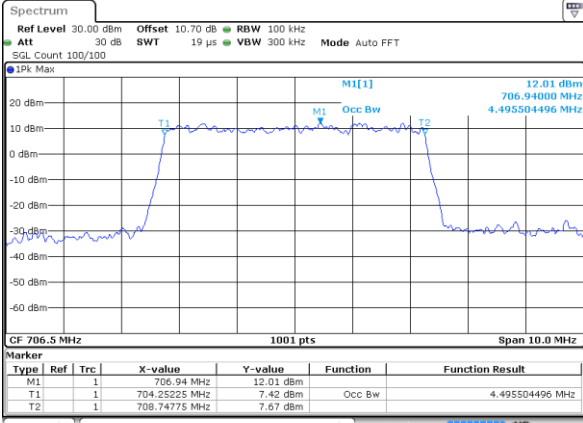


Date: 13 FEB 2018 18:24:31



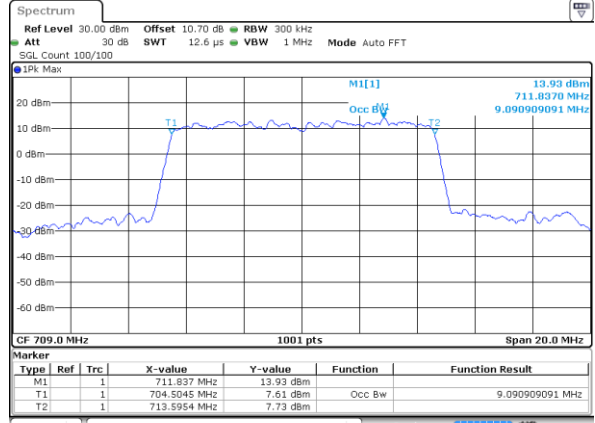
LTE Band 17

Lowest Channel / 5MHz / 64QAM



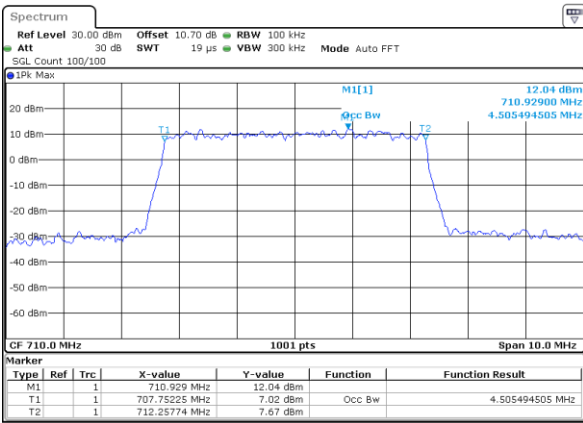
Date: 13 FEB 2018 18:31:17

Lowest Channel / 10MHz / 64QAM



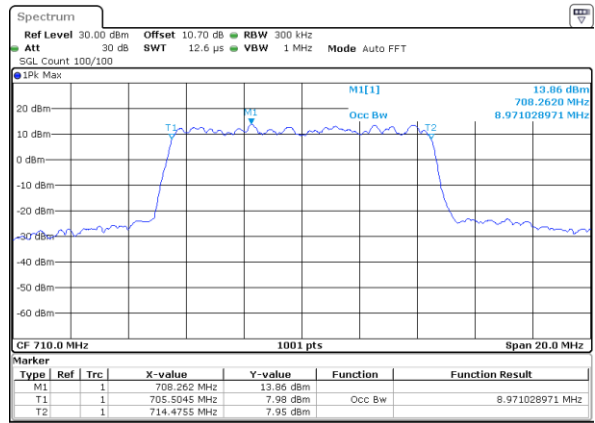
Date: 13 FEB 2018 18:39:27

Middle Channel / 5MHz / 64QAM



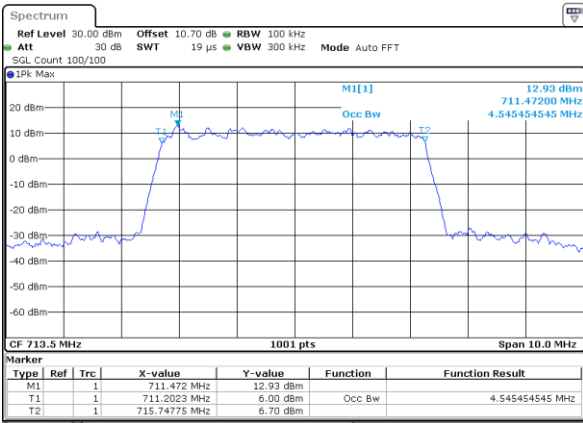
Date: 13 FEB 2018 18:34:45

Middle Channel / 10MHz / 64QAM



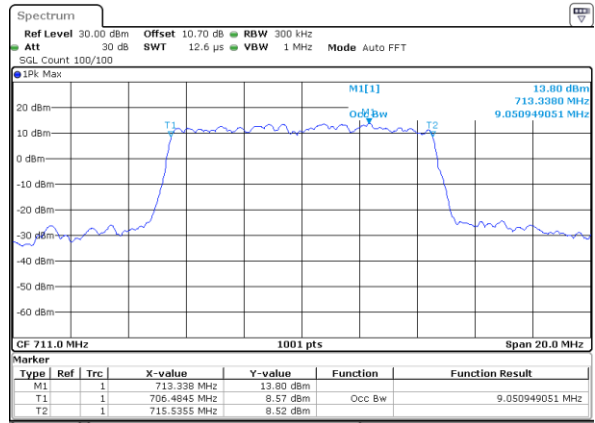
Date: 13 FEB 2018 18:42:55

Highest Channel / 5MHz / 64QAM



Date: 13 FEB 2018 18:35:59

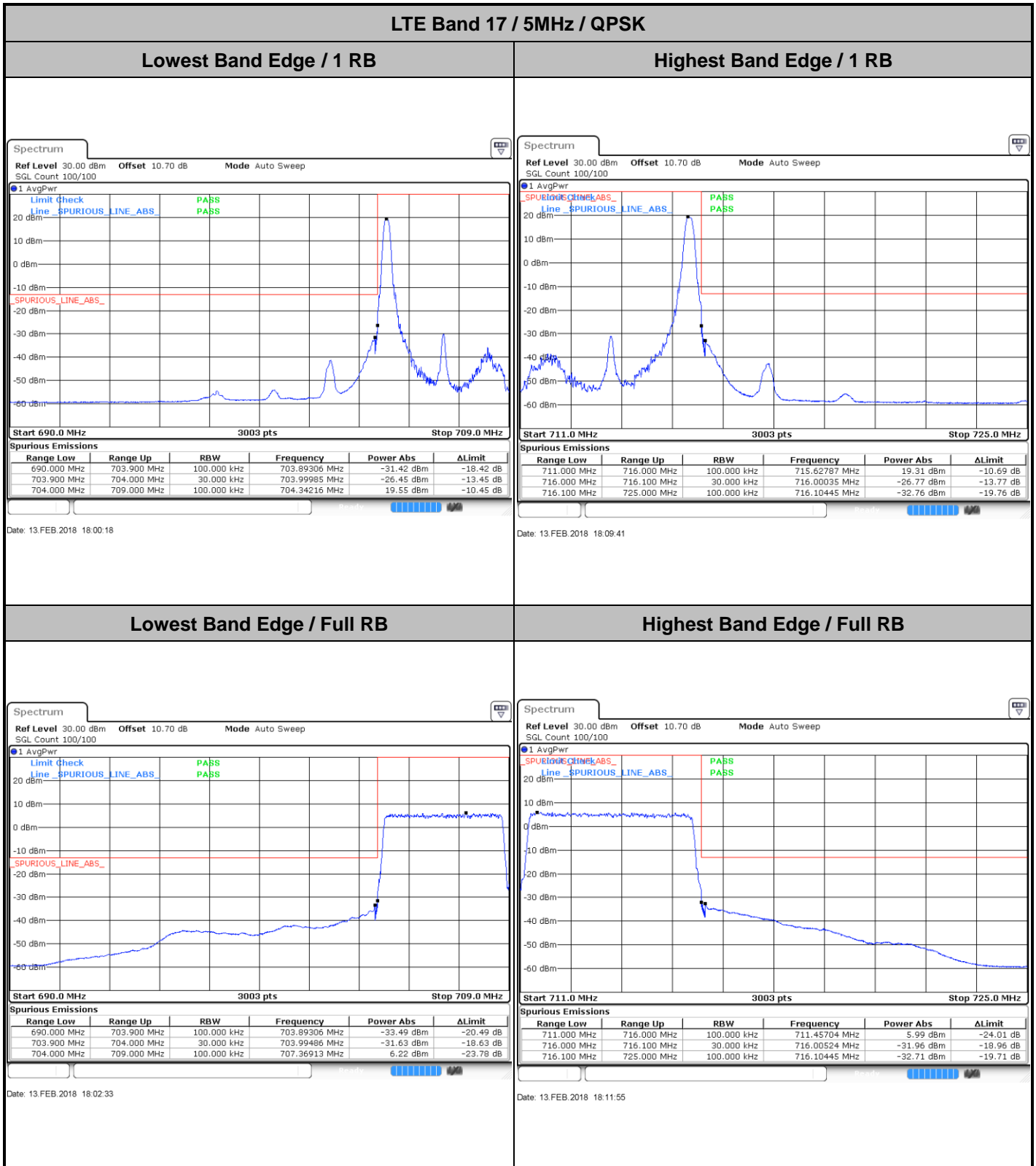
Highest Channel / 10MHz / 64QAM



Date: 13 FEB 2018 18:44:09



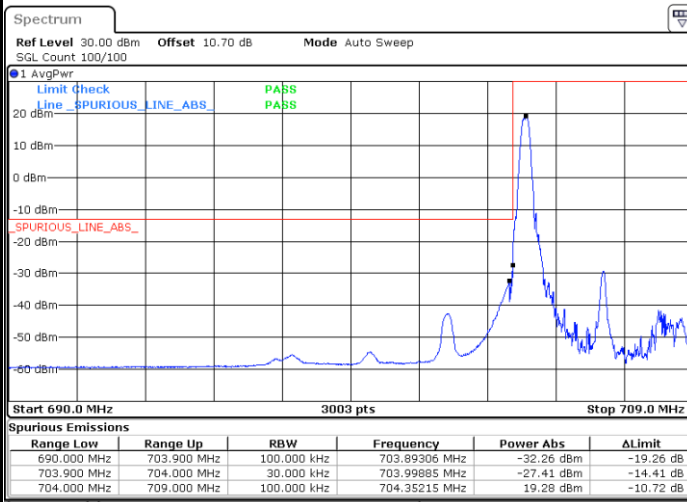
Conducted Band Edge





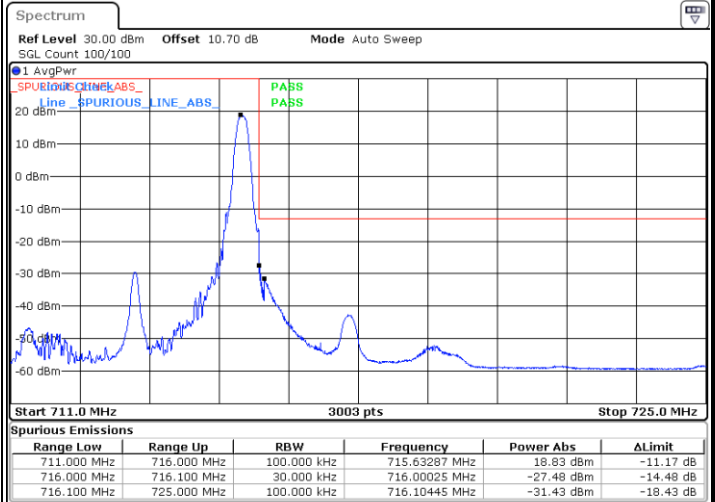
LTE Band 17 / 5MHz / 16QAM

Lowest Band Edge / 1 RB



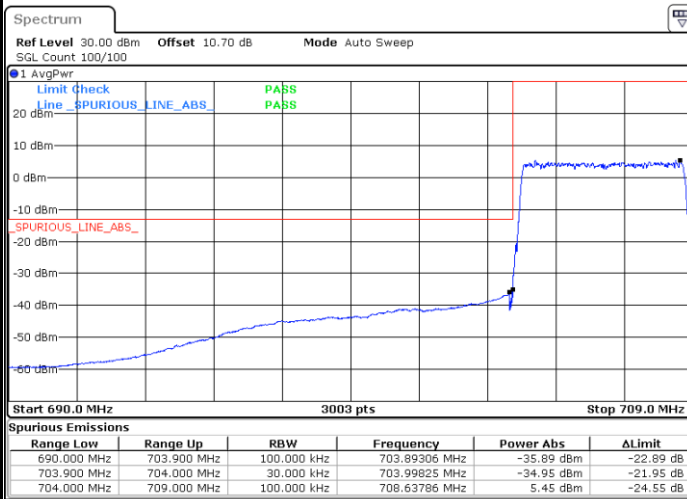
Date: 13.FEB.2018 18:01:25

Highest Band Edge / 1 RB



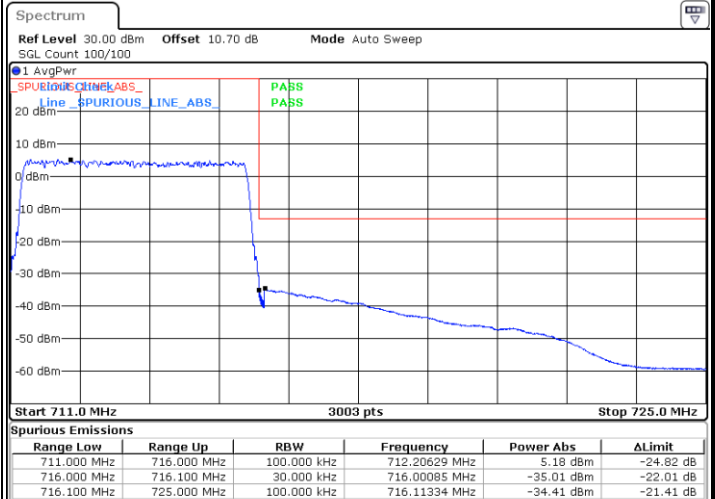
Date: 13.FEB.2018 18:10:48

Lowest Band Edge / Full RB



Date: 13.FEB.2018 18:03:40

Highest Band Edge / Full RB

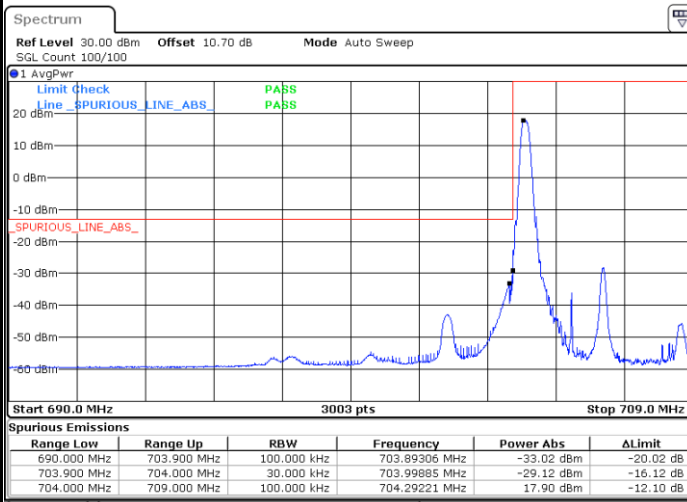


Date: 13.FEB.2018 18:13:02



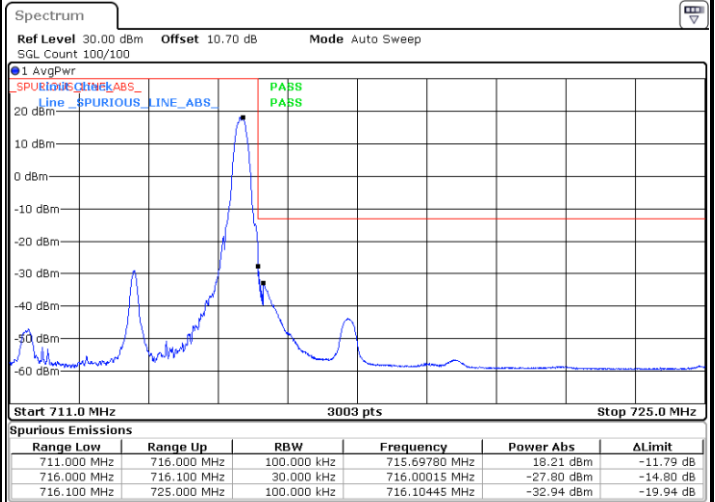
LTE Band 17 / 5MHz / 64QAM

Lowest Band Edge / 1 RB



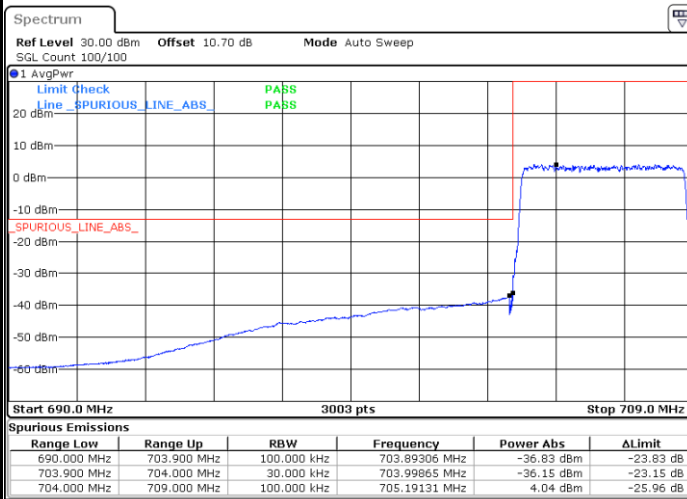
Date: 13.FEB.2018 18:32:35

Highest Band Edge / 1 RB



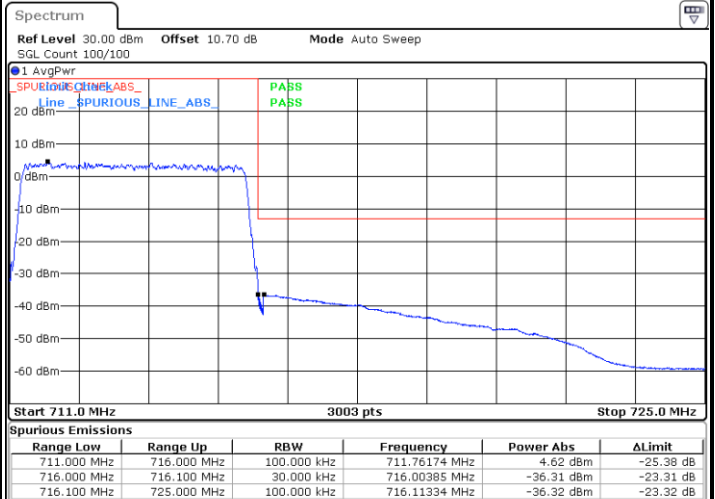
Date: 13.FEB.2018 18:37:17

Lowest Band Edge / Full RB



Date: 13.FEB.2018 18:33:42

Highest Band Edge / Full RB

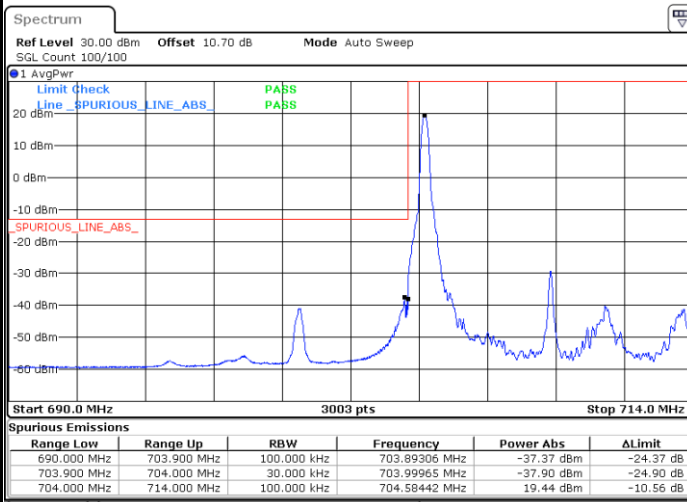


Date: 13.FEB.2018 18:38:24



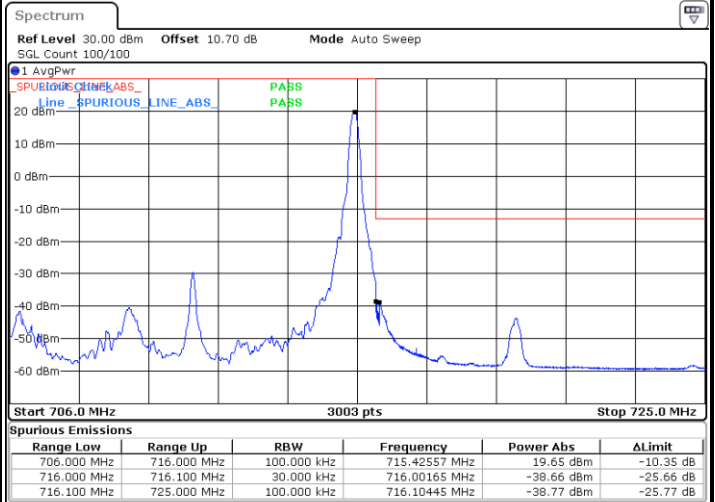
LTE Band 17 / 10MHz / QPSK

Lowest Band Edge / 1 RB



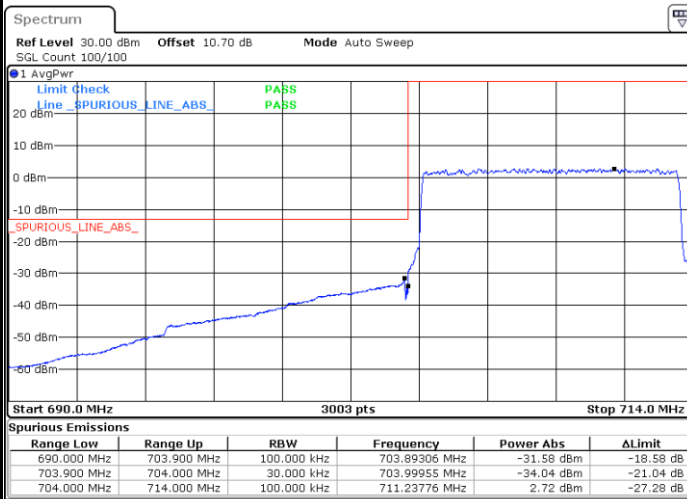
Date: 13.FEB.2018 18:16:36

Highest Band Edge / 1 RB



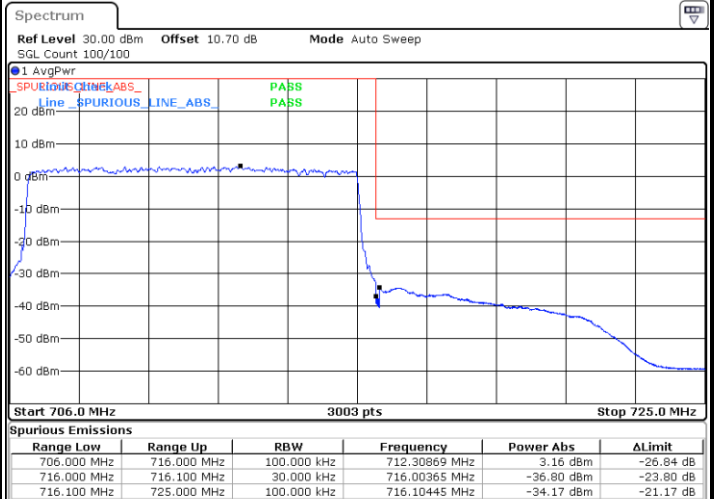
Date: 13.FEB.2018 18:25:59

Lowest Band Edge / Full RB



Date: 13.FEB.2018 18:18:51

Highest Band Edge / Full RB

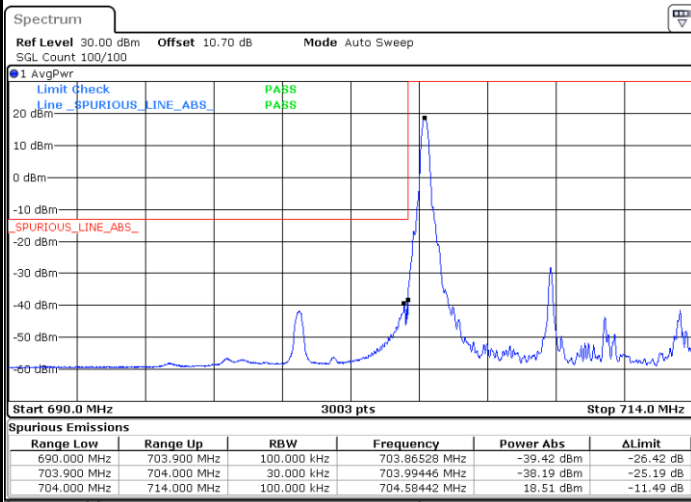


Date: 13.FEB.2018 18:28:13



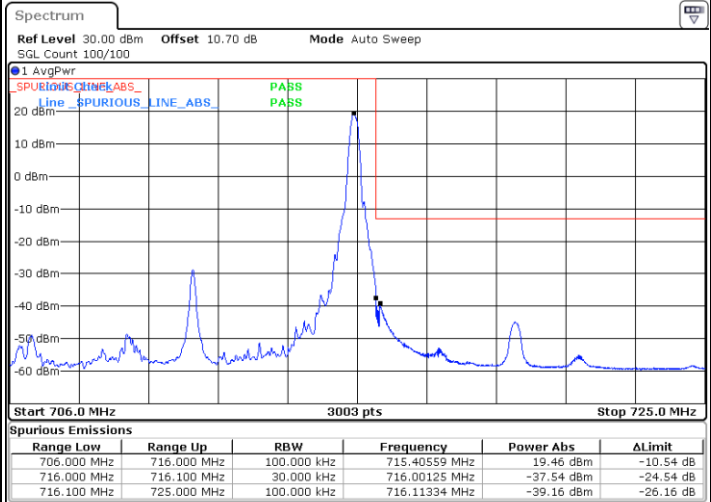
LTE Band 17 / 10MHz / 16QAM

Lowest Band Edge / 1 RB



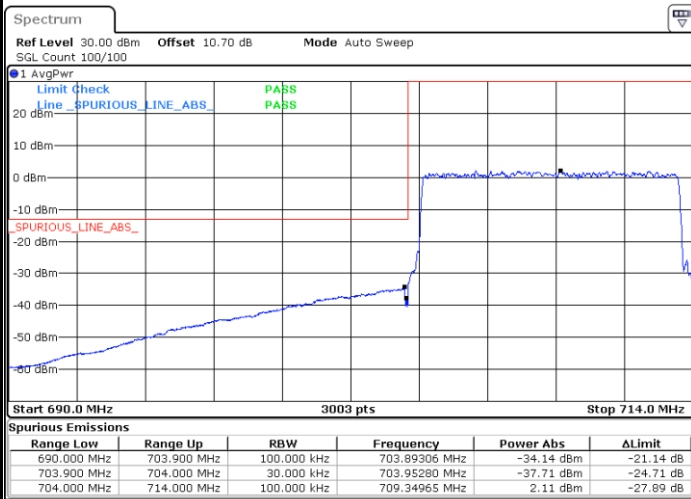
Date: 13.FEB.2018 18:17:43

Highest Band Edge / 1 RB



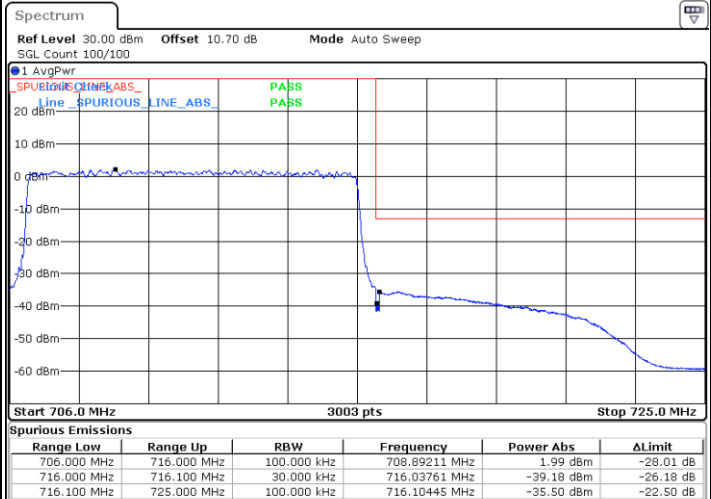
Date: 13.FEB.2018 18:27:06

Lowest Band Edge / Full RB



Date: 13.FEB.2018 18:19:58

Highest Band Edge / Full RB

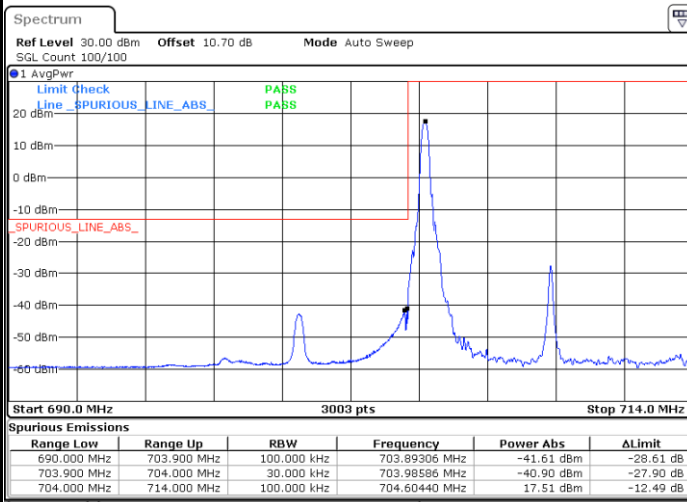


Date: 13.FEB.2018 18:29:21



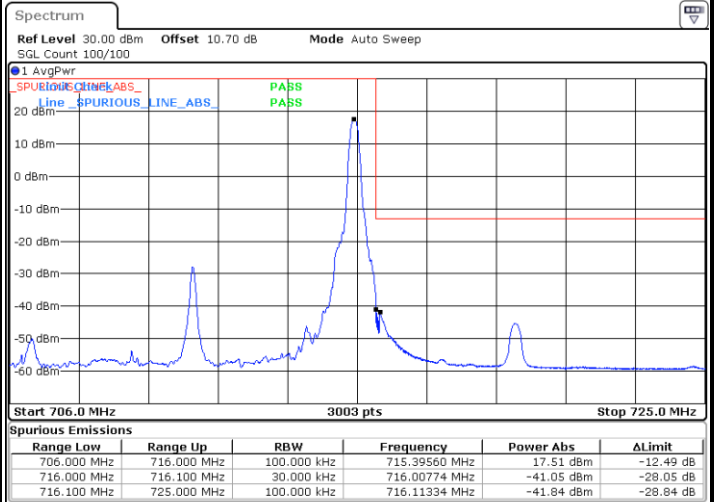
LTE Band 17 / 10MHz / 64QAM

Lowest Band Edge / 1 RB



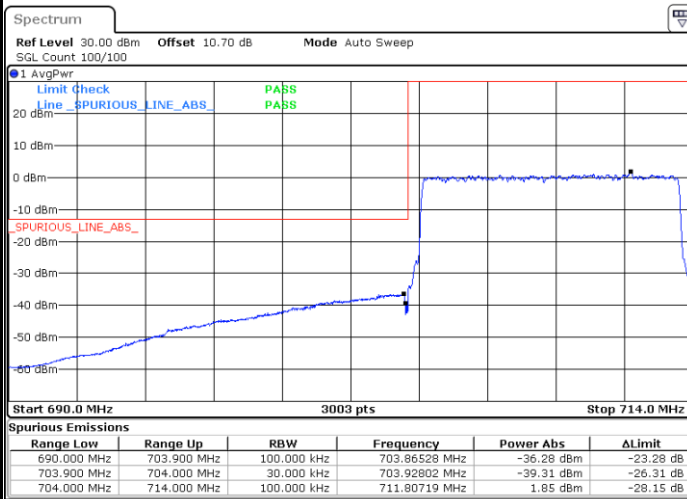
Date: 13.FEB.2018 18:40:45

Highest Band Edge / 1 RB



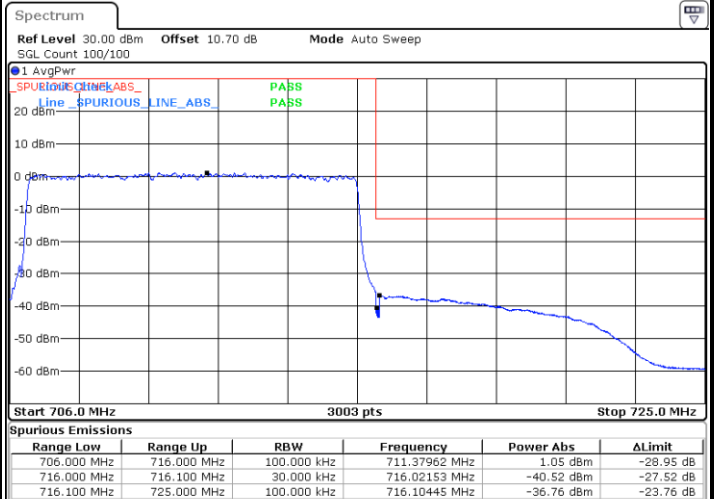
Date: 13.FEB.2018 18:45:27

Lowest Band Edge / Full RB



Date: 13.FEB.2018 18:41:52


Highest Band Edge / Full RB



Date: 13.FEB.2018 18:46:34



Conducted Spurious Emission

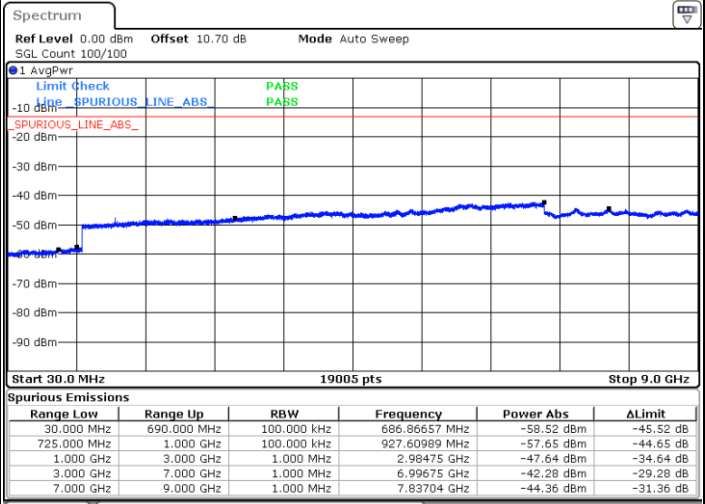
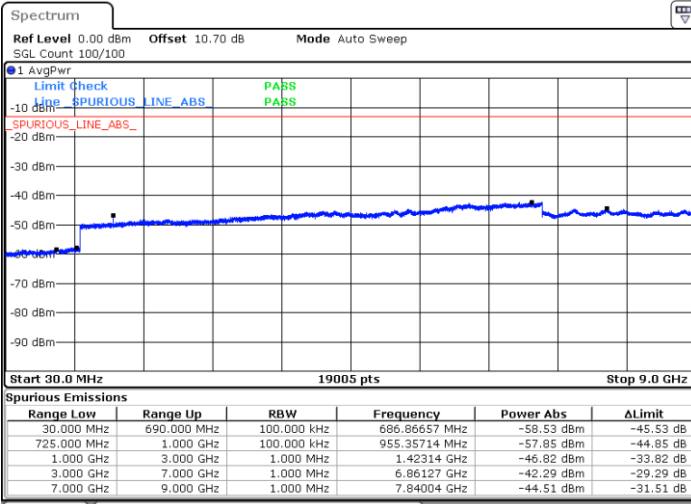




LTE Band 17 / 5MHz

Highest Channel / QPSK

Highest Channel / 16QAM



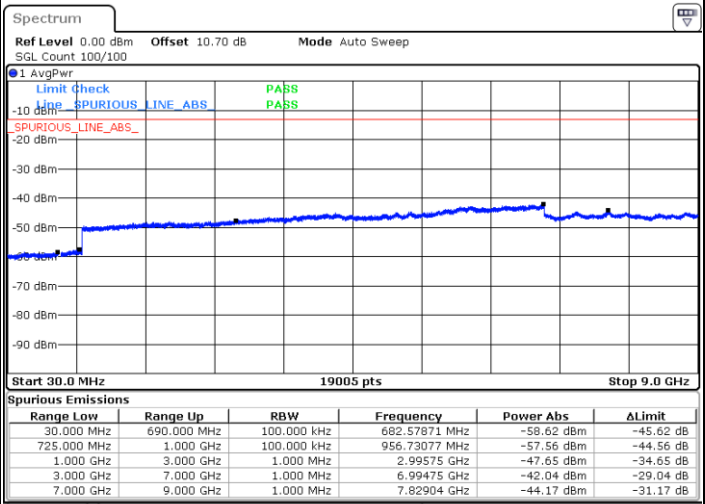
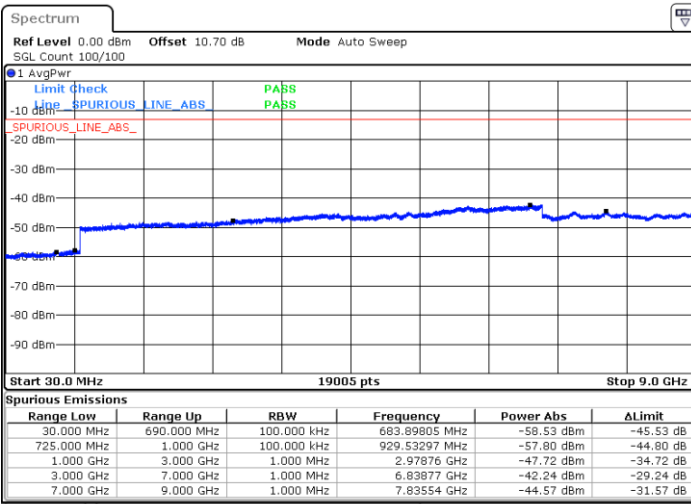
Date: 13.FEB.2018 18:13:55

Date: 13.FEB.2018 18:14:49

LTE Band 17 / 10MHz

Lowest Channel / QPSK

Lowest Channel / 16QAM



Date: 13.FEB.2018 18:20:51

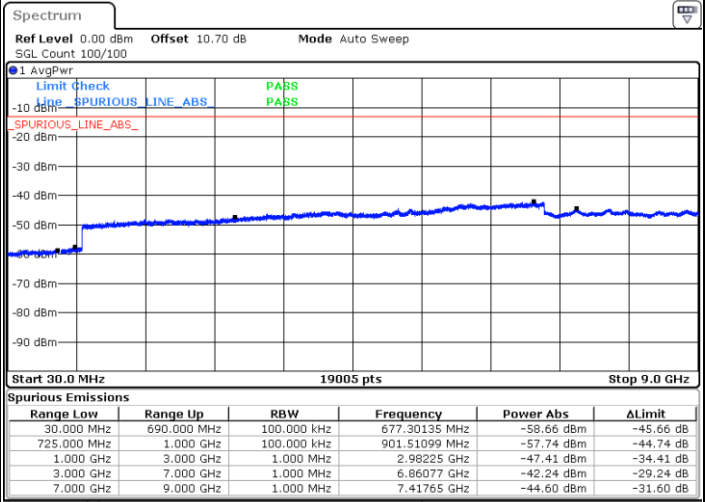
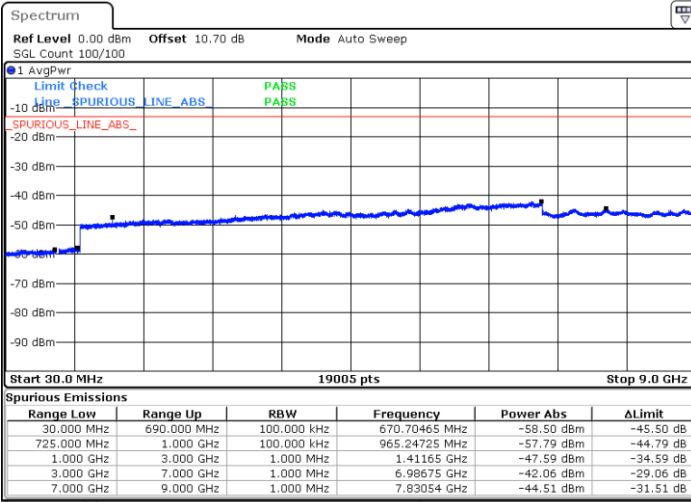
Date: 13.FEB.2018 18:21:45



LTE Band 17 / 10MHz

Middle Channel / QPSK

Middle Channel / 16QAM

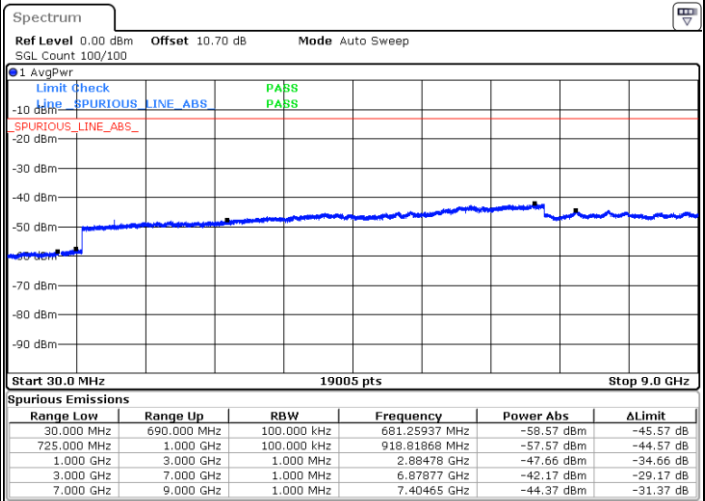
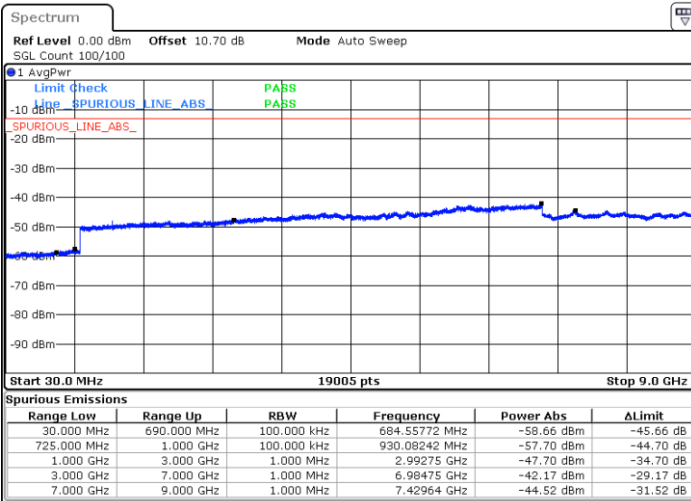


Date: 13.FEB.2018 18:23:18

Date: 13.FEB.2018 18:24:12

Highest Channel / QPSK

Highest Channel / 16QAM



Date: 13.FEB.2018 18:30:14

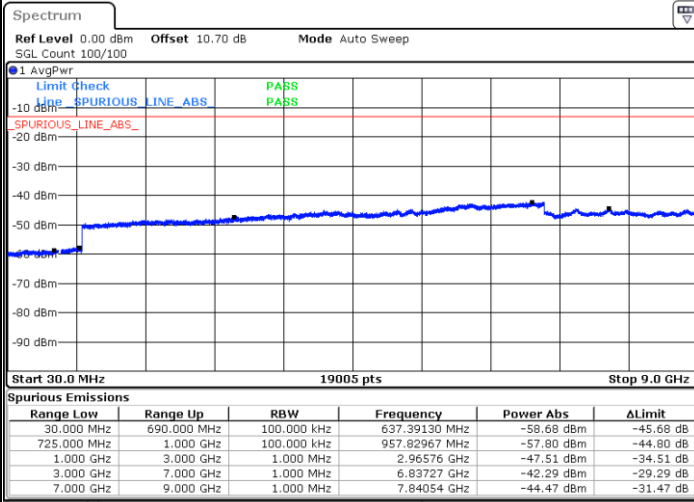
Date: 13.FEB.2018 18:31:07



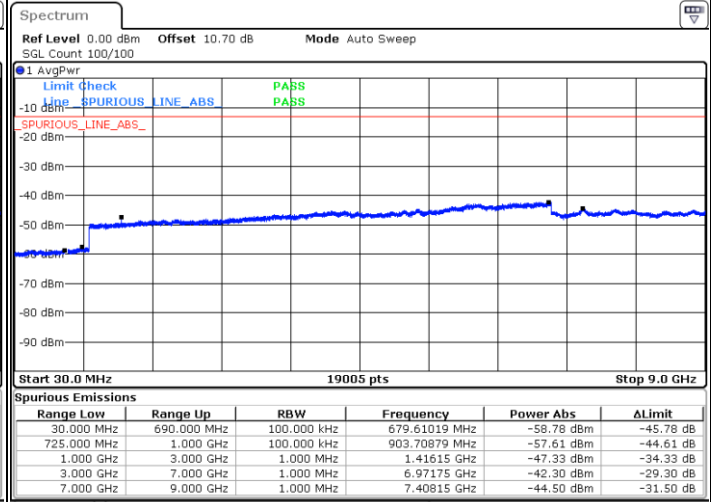
LTE Band 17 / 5MHz

Lowest Channel / 64QAM

Middle Channel / 64QAM

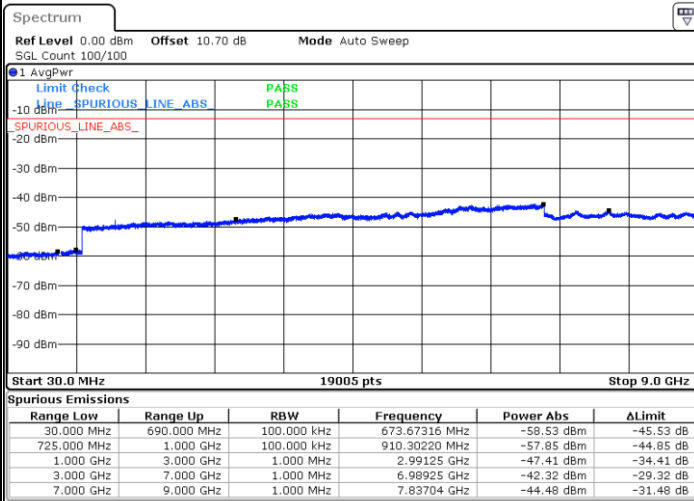


Date: 13.FEB.2018 18:34:35



Date: 13.FEB.2018 18:35:49

Highest Channel / 64QAM



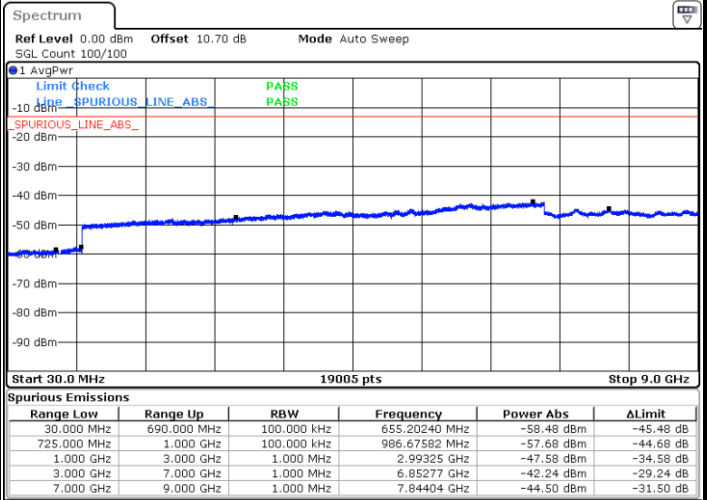
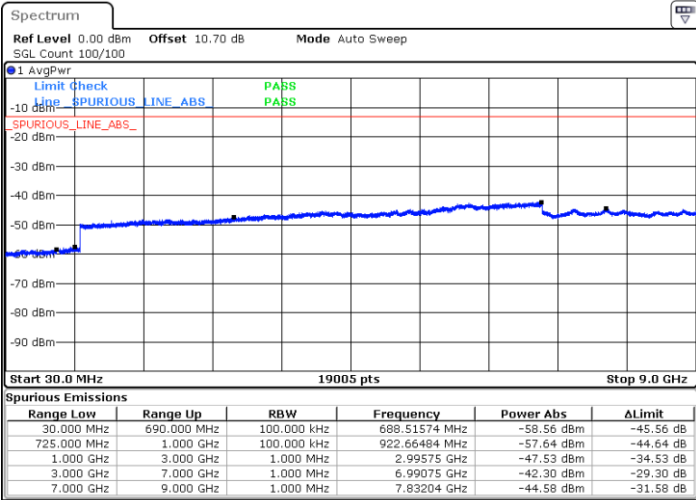
Date: 13.FEB.2018 18:39:17



LTE Band 17 / 10MHz

Lowest Channel / 64QAM

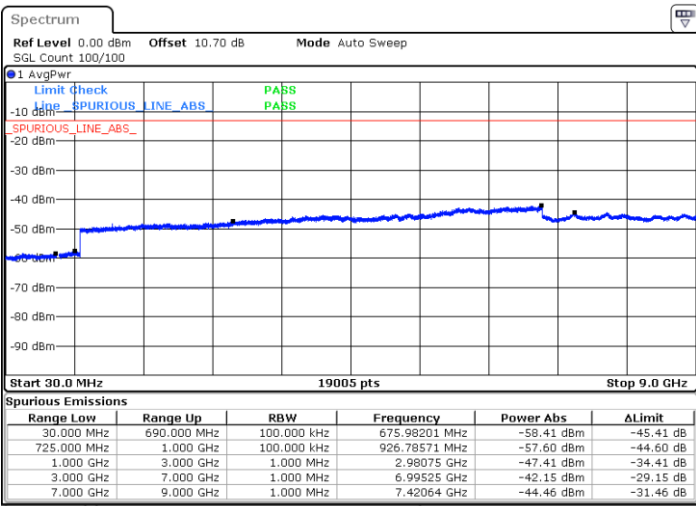
Middle Channel / 64QAM



Date: 13.FEB.2018 18:42:45

Date: 13.FEB.2018 18:43:59

Highest Channel / 64QAM



Date: 13.FEB.2018 18:47:27



Frequency Stability

Test Conditions		LTE Band 17 (QPSK) / Middle Channel	Limit
Temperature (°C)	Voltage (Volt)	BW 10MHz	Note 2.
		Deviation (ppm)	Result
50	Normal Voltage	0.0011	PASS
40	Normal Voltage	0.0032	
30	Normal Voltage	0.0034	
20(Ref.)	Normal Voltage	0.0000	
10	Normal Voltage	0.0068	
0	Normal Voltage	0.0038	
-10	Normal Voltage	0.0006	
-20	Normal Voltage	0.0031	
-30	Normal Voltage	0.0045	
20	Maximum Voltage	0.0003	
20	Normal Voltage	0.0000	
20	Battery End Point	0.0001	

Note:

1. Normal Voltage =3.8 V. ; Battery End Point (BEP) =3.6 V. ; Maximum Voltage =4.4 V.
2. The frequency fundamental emissions stay within the authorized frequency block.



LTE Band 25

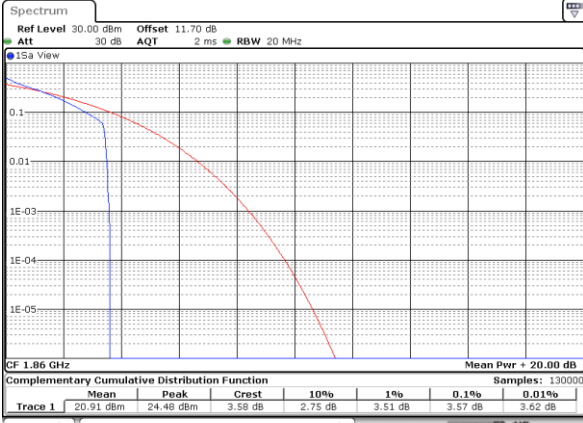
Peak-to-Average Ratio

Mode	LTE Band 25 / 20MHz				
Mod.	QPSK		16QAM		Limit: 13dB
RB Size	1RB	Full RB	1RB	Full RB	Result
Lowest CH	3.57	4.61	5.39	6	PASS
Middle CH	3.65	4.67	5.57	5.94	
Highest CH	3.62	4.58	4.99	5.88	
Mode	LTE Band 25 / 20MHz				
Mod.	64QAM				Limit: 13dB
RB Size	1RB	Full RB			Result
Lowest CH	6.75	6.46	-	-	PASS
Middle CH	6.46	6.58	-	-	
Highest CH	6.26	6.55	-	-	



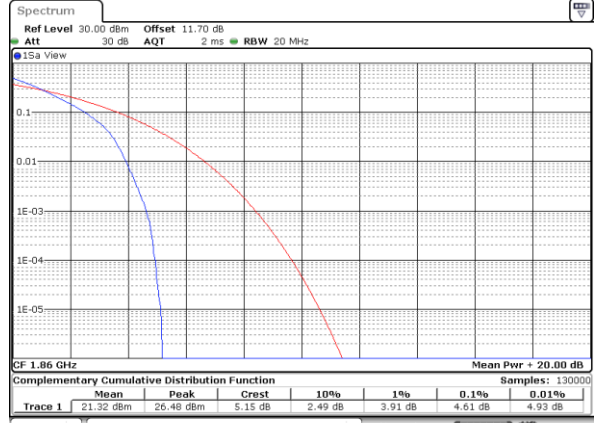
LTE Band 25 / 20MHz / QPSK

Lowest Channel / 1RB



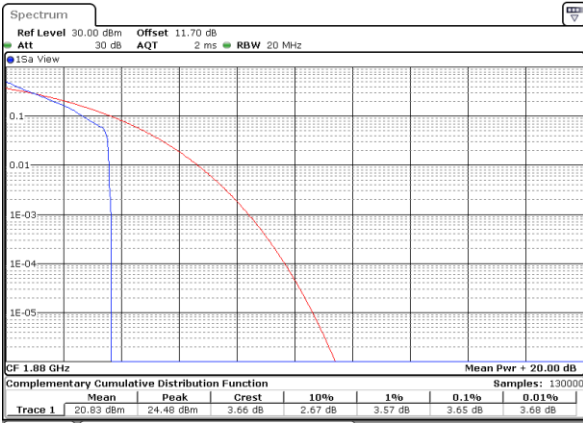
Date: 17 FEB 2018 04:50:28

Lowest Channel / Full RB



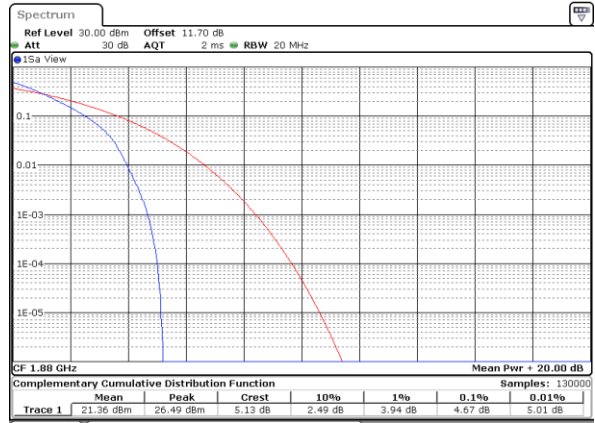
Date: 17 FEB 2018 04:50:36

Middle Channel / 1RB



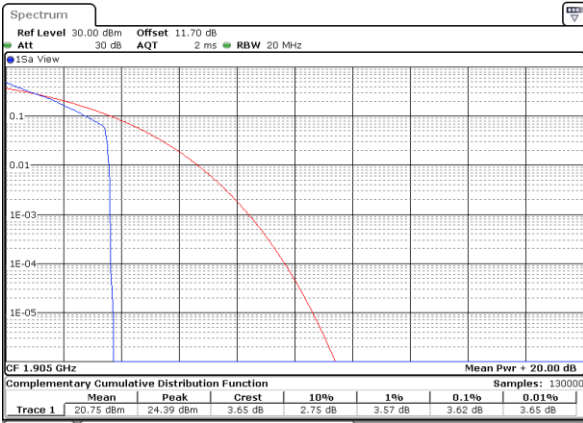
Date: 17 FEB 2018 04:51:04

Middle Channel / Full RB



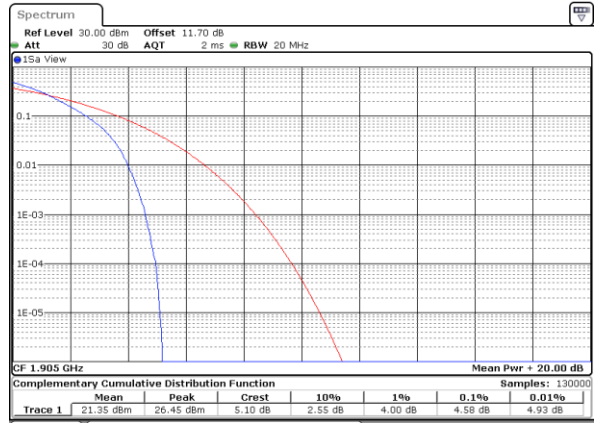
Date: 17 FEB 2018 04:51:13

Highest Channel / 1RB



Date: 17 FEB 2018 04:51:40

Highest Channel / Full RB

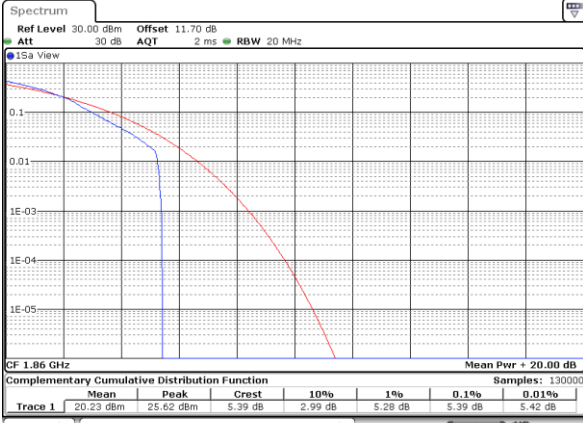


Date: 17 FEB 2018 04:51:49



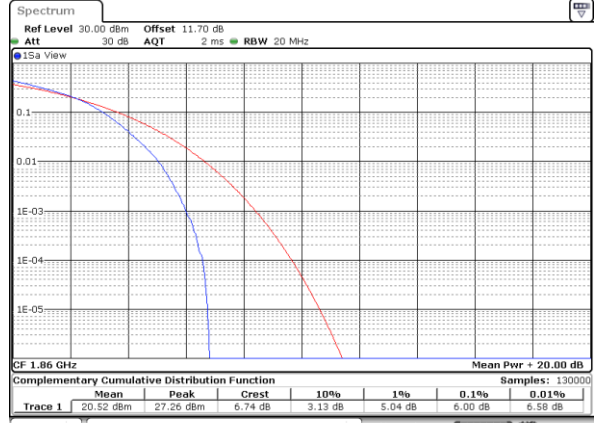
LTE Band 25 / 20MHz / 16QAM

Lowest Channel / 1RB



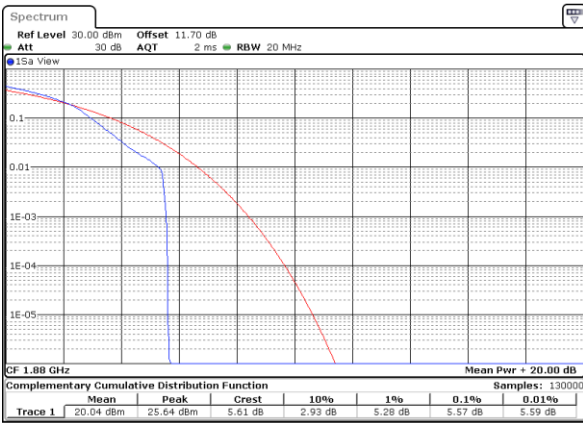
Date: 17 FEB 2018 04:49:53

Lowest Channel / Full RB



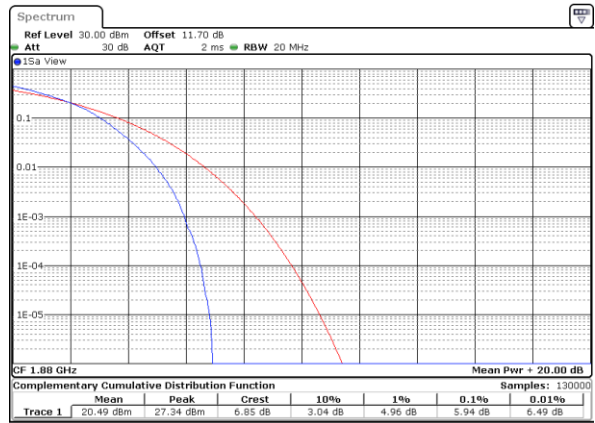
Date: 17 FEB 2018 04:50:06

Middle Channel / 1RB



Date: 17 FEB 2018 04:50:45

Middle Channel / Full RB



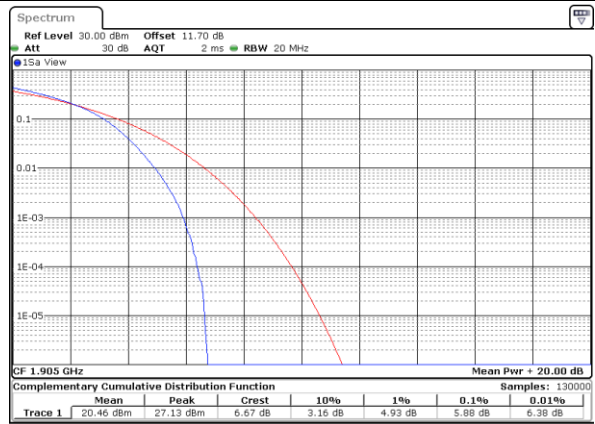
Date: 17 FEB 2018 04:50:54

Highest Channel / 1RB



Date: 17 FEB 2018 04:51:22

Highest Channel / Full RB



Date: 17 FEB 2018 04:51:31