

## #01\_HAC\_T-Coil\_GSM850\_Voice(speech codec handset low)\_FR V1\_Ch189\_Axial (Z)

Communication System: GSM850; Frequency: 836.4 MHz

Medium: Air Medium parameters used:  $\sigma = 0$  S/m,  $\epsilon_r = 1$ ;  $\rho = 0$  kg/m<sup>3</sup>

Ambient Temperature : 23.3 °C

### DASY5 Configuration

- Probe: AM1DV3 - 3130; ; Calibrated: 2017/11/21
- Sensor-Surface: 0mm (Fix Surface)
- Electronics: DAE4 Sn853; Calibrated: 2017/7/19
- Phantom: HAC Test Arch with AMCC; Type: SD HAC P01 BA;
- Measurement SW: DASY52, Version 52.8 (8); SEMCAD X Version 14.6.10 (7373)


### General Scans/z (axial) 4.2mm 50 x 50/ABM Interpolated SNR(x,y,z) (121x121x1):

Interpolatedgrid: dx=1.000 mm, dy=1.000 mm

ABM1/ABM2 = 40.81 dB

ABM1 comp = 10.43 dBA/m

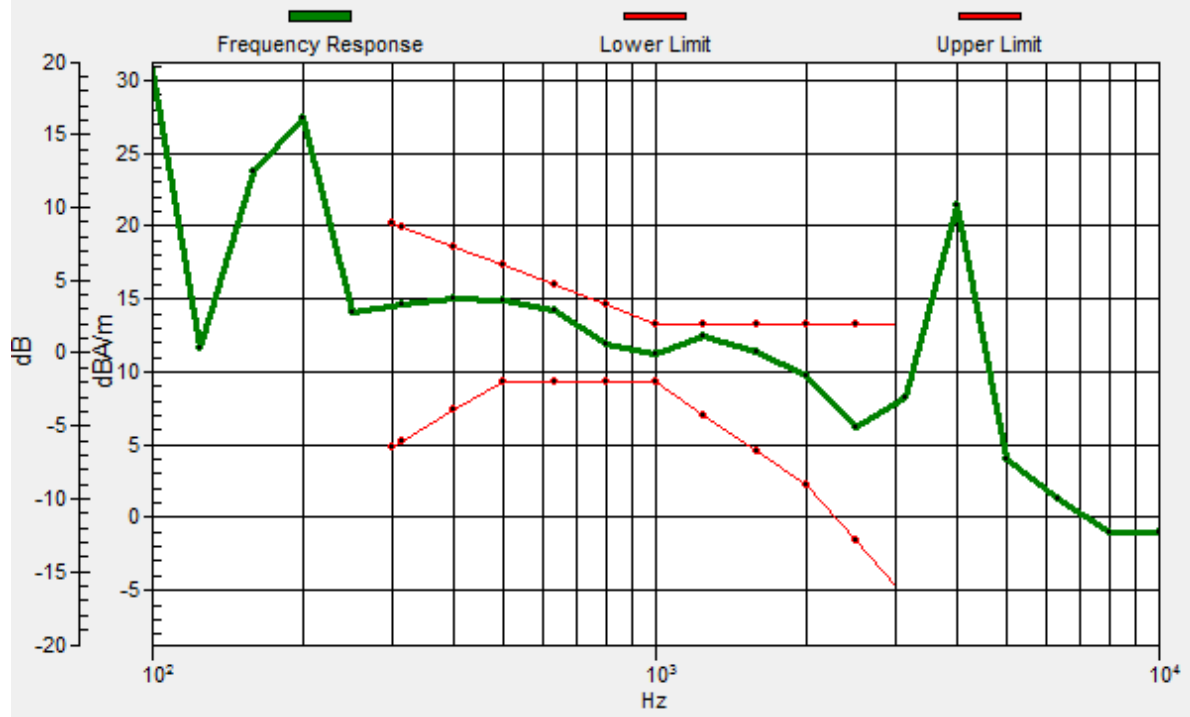
Location: 4, -4, 3.7 mm



0 dB = 109.7 = 40.80 dB

# General Scans/z (axial) wideband at best S/N/ABM Freq Resp(x,y,z,f)

Loc: 3.7, -3.7, 3.7 mm Diff: 0.8dB



# #01\_HAC\_T-Coil\_GSM850\_Voice(speech codec handset low)\_FR V1\_Ch189\_Transversal (Y)

Communication System: GSM850; Frequency: 836.4 MHz

Medium: Air Medium parameters used:  $\sigma = 0$  S/m,  $\epsilon_r = 1$ ;  $\rho = 0$  kg/m<sup>3</sup>

Ambient Temperature : 23.3 °C

## DASY5 Configuration

- Probe: AM1DV3 - 3130; ; Calibrated: 2017/11/21
- Sensor-Surface: 0mm (Fix Surface)
- Electronics: DAE4 Sn853; Calibrated: 2017/7/19
- Phantom: HAC Test Arch with AMCC; Type: SD HAC P01 BA;
- Measurement SW: DASY52, Version 52.8 (8); SEMCAD X Version 14.6.10 (7373)


## General Scans/y (transversal) 4.2mm 50 x 50/ABM Interpolated SNR(x,y,z) (121x121x1):

Interpolated grid: dx=1.000 mm, dy=1.000 mm

ABM1/ABM2 = 43.04 dB

ABM1 comp = 0.60 dBA/m

Location: 4, 7.2, 3.7 mm



0 dB = 141.9 = 43.04 dB

## #02\_HAC\_T-Coil\_GSM1900\_Voice(speech codec handset low)\_FR V1\_Ch661\_Axial (Z)

Communication System: PCS; Frequency: 1880 MHz

Medium: Air Medium parameters used:  $\sigma = 0$  S/m,  $\epsilon_r = 1$ ;  $\rho = 0$  kg/m<sup>3</sup>

Ambient Temperature : 23.3 °C

### DASY5 Configuration

- Probe: AM1DV3 - 3130; ; Calibrated: 2017/11/21
- Sensor-Surface: 0mm (Fix Surface)
- Electronics: DAE4 Sn853; Calibrated: 2017/7/19
- Phantom: HAC Test Arch with AMCC; Type: SD HAC P01 BA;
- Measurement SW: DASY52, Version 52.8 (8); SEMCAD X Version 14.6.10 (7373)


### General Scans/z (axial) 4.2mm 50 x 50/ABM Interpolated SNR(x,y,z) (121x121x1):

Interpolated grid: dx=1.000 mm, dy=1.000 mm

ABM1/ABM2 = 43.08 dB

ABM1 comp = 10.46 dBA/m

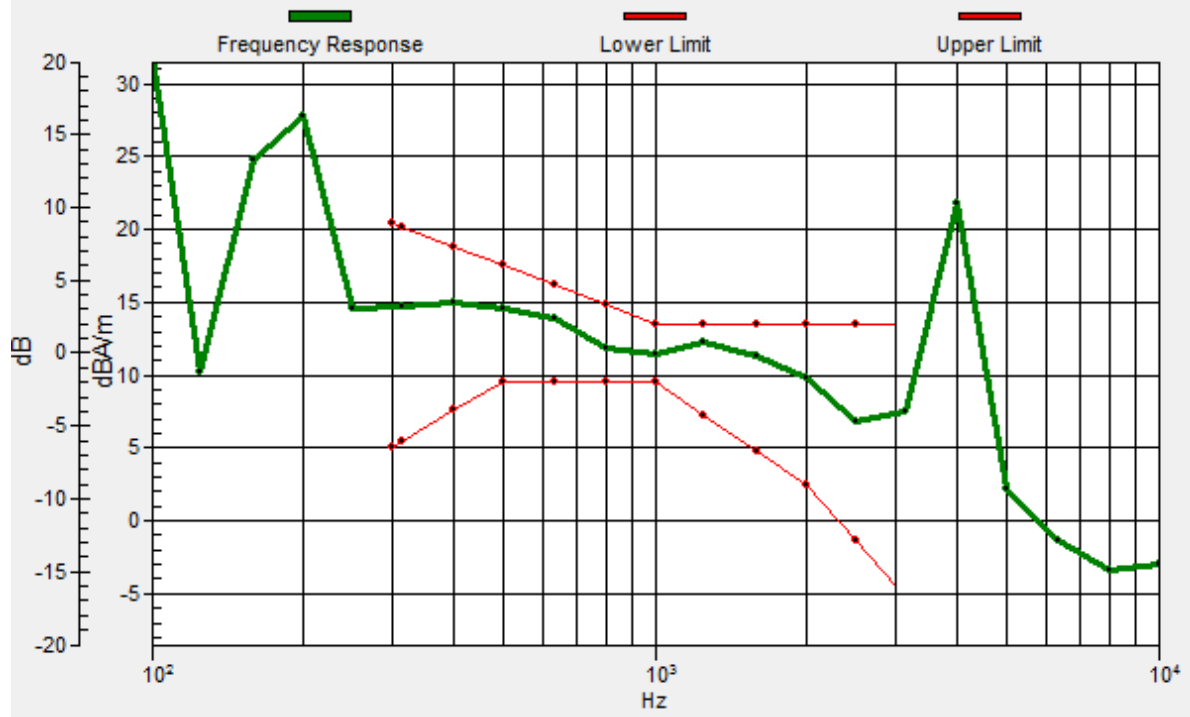
Location: 3.3, -3.3, 3.7 mm



0 dB = 142.5 = 43.08 dB

# General Scans/z (axial) wideband at best S/N/ABM Freq Resp(x,y,z,f)

Loc: 3.6, -3.4, 3.7 mm Diff: 1.22dB



## #02\_HAC\_T-Coil\_GSM1900\_Voice(speech codec handset low)\_FR V1\_Ch661\_Transversal (Y)

Communication System: PCS; Frequency: 1880 MHz

Medium: Air Medium parameters used:  $\sigma = 0$  S/m,  $\epsilon_r = 1$ ;  $\rho = 0$  kg/m<sup>3</sup>

Ambient Temperature : 23.3 °C

### DASY5 Configuration

- Probe: AM1DV3 - 3130; ; Calibrated: 2017/11/21
- Sensor-Surface: 0mm (Fix Surface)
- Electronics: DAE4 Sn853; Calibrated: 2017/7/19
- Phantom: HAC Test Arch with AMCC; Type: SD HAC P01 BA;
- Measurement SW: DASY52, Version 52.8 (8); SEMCAD X Version 14.6.10 (7373)


### General Scans/y (transversal) 4.2mm 50 x 50/ABM Interpolated SNR(x,y,z) (121x121x1):

Interpolated grid: dx=1.000 mm, dy=1.000 mm

ABM1/ABM2 = 43.09 dB

ABM1 comp = 0.77 dBA/m

Location: 5.4, 7.9, 3.7 mm



0 dB = 142.8 = 43.09 dB

### #03\_HAC\_T-Coil\_WCDMA II\_Voice (speech codec low)\_Ch9400\_Axial (Z)

Communication System: WCDMA ; Frequency: 1880 MHz

Medium: Air Medium parameters used:  $\sigma = 0$  S/m,  $\epsilon_r = 1$ ;  $\rho = 0$  kg/m<sup>3</sup>

Ambient Temperature : 23.3 °C

#### DASY5 Configuration

- Probe: AM1DV3 - 3130; ; Calibrated: 2017/11/21
- Sensor-Surface: 0mm (Fix Surface)
- Electronics: DAE4 Sn853; Calibrated: 2017/7/19
- Phantom: HAC Test Arch with AMCC; Type: SD HAC P01 BA;
- Measurement SW: DASY52, Version 52.8 (8); SEMCAD X Version 14.6.10 (7373)


#### General Scans/z (axial) 4.2mm 50 x 50/ABM Interpolated SNR(x,y,z) (121x121x1):

Interpolated grid: dx=1.000 mm, dy=1.000 mm

ABM1/ABM2 = 45.26 dB

ABM1 comp = 6.12 dBA/m

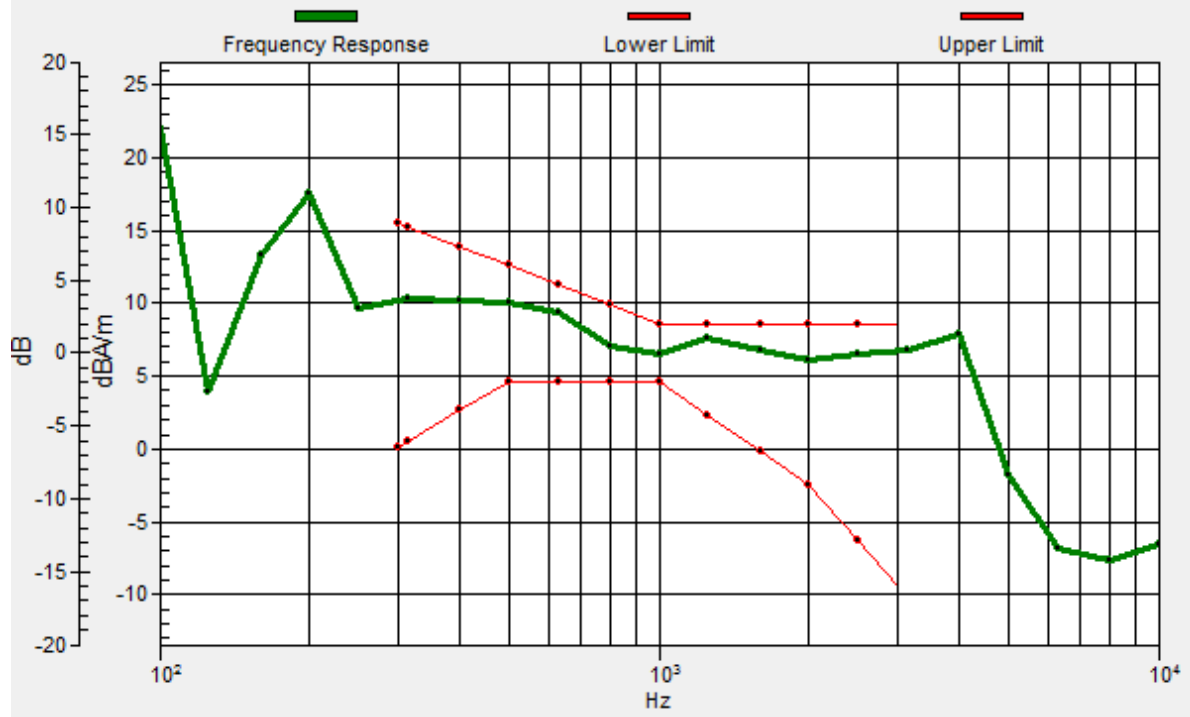
Location: 8.2, 0.9, 3.7 mm



0 dB = 183.2 = 45.26 dB

# General Scans/z (axial) wideband at best S/N/ABM Freq Resp(x,y,z,f)

Loc: 8.6, 0.8, 3.7 mm Diff: 0.95dB





### #03\_HAC\_T-Coil\_WCDMA II\_Voice (speech codec low)\_Ch9400\_Transversal (Y)

Communication System: WCDMA ; Frequency: 1880 MHz

Medium: Air Medium parameters used:  $\sigma = 0$  S/m,  $\epsilon_r = 1$ ;  $\rho = 0$  kg/m<sup>3</sup>

Ambient Temperature : 23.3 °C

#### DASY5 Configuration

- Probe: AM1DV3 - 3130; ; Calibrated: 2017/11/21
- Sensor-Surface: 0mm (Fix Surface)
- Electronics: DAE4 Sn853; Calibrated: 2017/7/19
- Phantom: HAC Test Arch with AMCC; Type: SD HAC P01 BA;
- Measurement SW: DASY52, Version 52.8 (8); SEMCAD X Version 14.6.10 (7373)


#### General Scans/y (transversal) 4.2mm 50 x 50/ABM Interpolated SNR(x,y,z) (121x121x1):

Interpolated grid: dx=1.000 mm, dy=1.000 mm

ABM1/ABM2 = 43.95 dB

ABM1 comp = -0.06 dBA/m

Location: 6.8, 10, 3.7 mm



0 dB = 157.5 = 43.95 dB

## #04\_HAC\_T-Coil\_WCDMA IV\_Voice (speech codec low)\_Ch1413\_Axial (Z)

Communication System: WCDMA ; Frequency: 1732.6 MHz

Medium: Air Medium parameters used:  $\sigma = 0$  S/m,  $\epsilon_r = 1$ ;  $\rho = 0$  kg/m<sup>3</sup>

Ambient Temperature : 23.3 °C

### DASY5 Configuration

- Probe: AM1DV3 - 3130; ; Calibrated: 2017/11/21
- Sensor-Surface: 0mm (Fix Surface)
- Electronics: DAE4 Sn853; Calibrated: 2017/7/19
- Phantom: HAC Test Arch with AMCC; Type: SD HAC P01 BA;
- Measurement SW: DASY52, Version 52.8 (8); SEMCAD X Version 14.6.10 (7373)


### General Scans/z (axial) 4.2mm 50 x 50/ABM Interpolated SNR(x,y,z) (121x121x1):

Interpolated grid: dx=1.000 mm, dy=1.000 mm

ABM1/ABM2 = 45.30 dB

ABM1 comp = 5.33 dBA/m

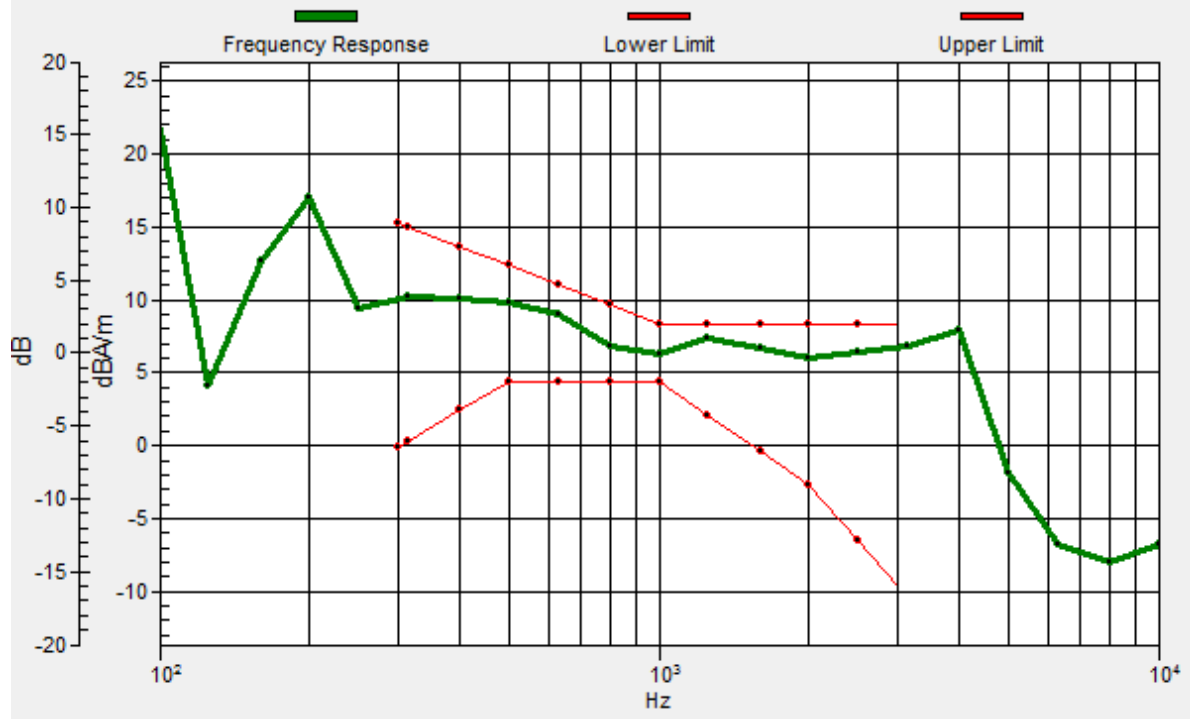
Location: 8.9, 0.9, 3.7 mm



0 dB = 184.0 = 45.30 dB

# General Scans/z (axial) wideband at best S/N/ABM Freq Resp(x,y,z,f)

Loc: 8.6, 1, 3.7 mm Diff: 0.95dB



## #04\_HAC\_T-Coil\_WCDMA IV\_Voice (speech codec low)\_Ch1413\_Transversal (Y)

Communication System: WCDMA ; Frequency: 1732.6 MHz

Medium: Air Medium parameters used:  $\sigma = 0$  S/m,  $\epsilon_r = 1$ ;  $\rho = 0$  kg/m<sup>3</sup>

Ambient Temperature : 23.3 °C

### DASY5 Configuration

- Probe: AM1DV3 - 3130; ; Calibrated: 2017/11/21
- Sensor-Surface: 0mm (Fix Surface)
- Electronics: DAE4 Sn853; Calibrated: 2017/7/19
- Phantom: HAC Test Arch with AMCC; Type: SD HAC P01 BA;
- Measurement SW: DASY52, Version 52.8 (8); SEMCAD X Version 14.6.10 (7373)


### General Scans/y (transversal) 4.2mm 50 x 50/ABM Interpolated SNR(x,y,z) (121x121x1):

Interpolated grid: dx=1.000 mm, dy=1.000 mm

ABM1/ABM2 = 44.02 dB

ABM1 comp = 0.30 dBA/m

Location: 5.4, 10, 3.7 mm



0 dB = 158.9 = 44.02 dB

## #05\_HAC\_T-Coil\_WCDMA V\_Voice (speech codec low)\_Ch4182\_Axial (Z)

Communication System: WCDMA ; Frequency: 836.4 MHz

Medium: Air Medium parameters used:  $\sigma = 0$  S/m,  $\epsilon_r = 1$ ;  $\rho = 0$  kg/m<sup>3</sup>

Ambient Temperature : 23.3 °C

### DASY5 Configuration

- Probe: AM1DV3 - 3130; ; Calibrated: 2017/11/21
- Sensor-Surface: 0mm (Fix Surface)
- Electronics: DAE4 Sn853; Calibrated: 2017/7/19
- Phantom: HAC Test Arch with AMCC; Type: SD HAC P01 BA;
- Measurement SW: DASY52, Version 52.8 (8); SEMCAD X Version 14.6.10 (7373)


### General Scans/z (axial) 4.2mm 50 x 50/ABM Interpolated SNR(x,y,z) (121x121x1):

Interpolated grid: dx=1.000 mm, dy=1.000 mm

ABM1/ABM2 = 45.26 dB

ABM1 comp = 5.80 dBA/m

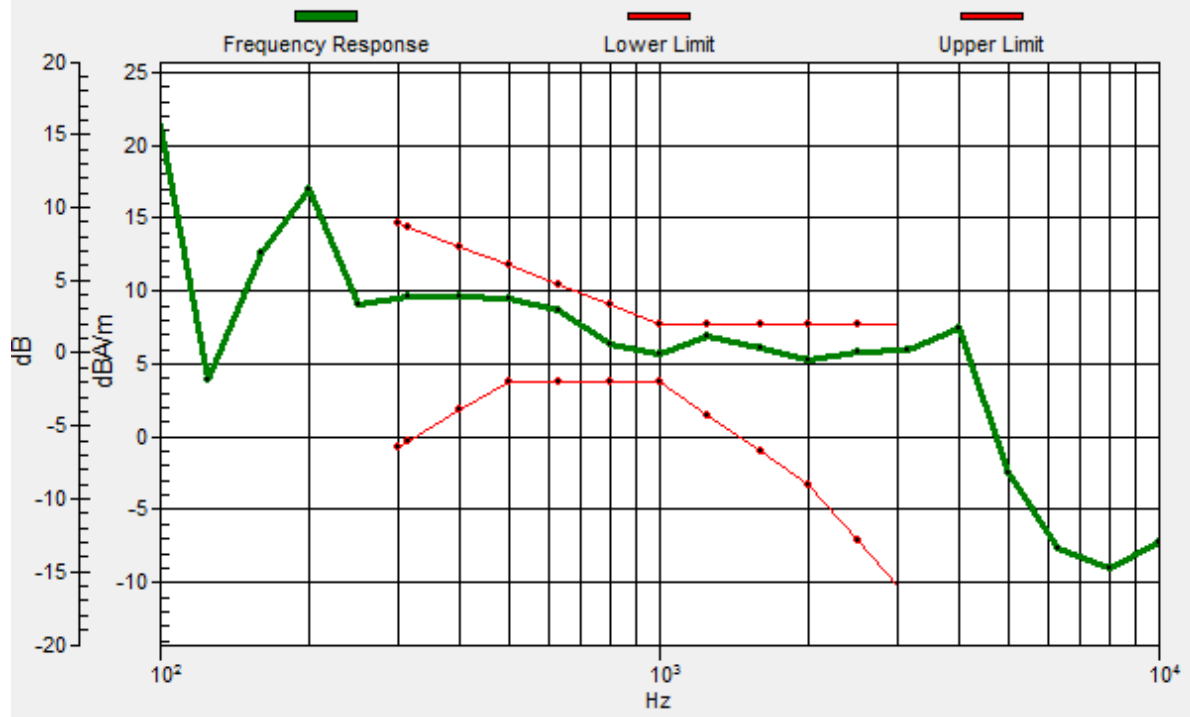
Location: 0.5, 0.9, 3.7 mm



0 dB = 183.2 = 45.26 dB

# General Scans/z (axial) wideband at best S/N/ABM Freq Resp(x,y,z,f)

Loc: 0.1, 0.7, 3.7 mm Diff: 0.85dB



## #05\_HAC\_T-Coil\_WCDMA V\_Voice (speech codec low)\_Ch4182\_Transversal (Y)

Communication System: WCDMA ; Frequency: 836.4 MHz

Medium: Air Medium parameters used:  $\sigma = 0$  S/m,  $\epsilon_r = 1$ ;  $\rho = 0$  kg/m<sup>3</sup>

Ambient Temperature : 23.3 °C

### DASY5 Configuration

- Probe: AM1DV3 - 3130; ; Calibrated: 2017/11/21
- Sensor-Surface: 0mm (Fix Surface)
- Electronics: DAE4 Sn853; Calibrated: 2017/7/19
- Phantom: HAC Test Arch with AMCC; Type: SD HAC P01 BA;
- Measurement SW: DASY52, Version 52.8 (8); SEMCAD X Version 14.6.10 (7373)


### General Scans/y (transversal) 4.2mm 50 x 50/ABM Interpolated SNR(x,y,z) (121x121x1):

Interpolated grid: dx=1.000 mm, dy=1.000 mm

ABM1/ABM2 = 43.79 dB

ABM1 comp = 0.09 dBA/m

Location: 6.1, 10, 3.7 mm



0 dB = 154.7 = 43.79 dB

# #06\_HAC\_T-Coil\_CDMA BC0\_RC1+SO68 Voice codec8K Enhanced low\_Ch384\_Axial (Z)

Communication System: CDMA T-Coil ; Frequency: 836.52 MHz

Medium: Air Medium parameters used:  $\sigma = 0$  S/m,  $\epsilon_r = 1$ ;  $\rho = 0$  kg/m<sup>3</sup>

Ambient Temperature : 23.3 °C

## DASY5 Configuration

- Probe: AM1DV3 - 3130; ; Calibrated: 2017/11/21
- Sensor-Surface: 0mm (Fix Surface)
- Electronics: DAE4 Sn853; Calibrated: 2017/7/19
- Phantom: HAC Test Arch with AMCC; Type: SD HAC P01 BA;
- Measurement SW: DASY52, Version 52.8 (8); SEMCAD X Version 14.6.10 (7373)


## General Scans/z (axial) 4.2mm 50 x 50/ABM Interpolated SNR(x,y,z) (121x121x1):

Interpolated grid: dx=1.000 mm, dy=1.000 mm

ABM1/ABM2 = 52.81 dB

ABM1 comp = 5.65 dBA/m

Location: 4, 2.3, 3.7 mm

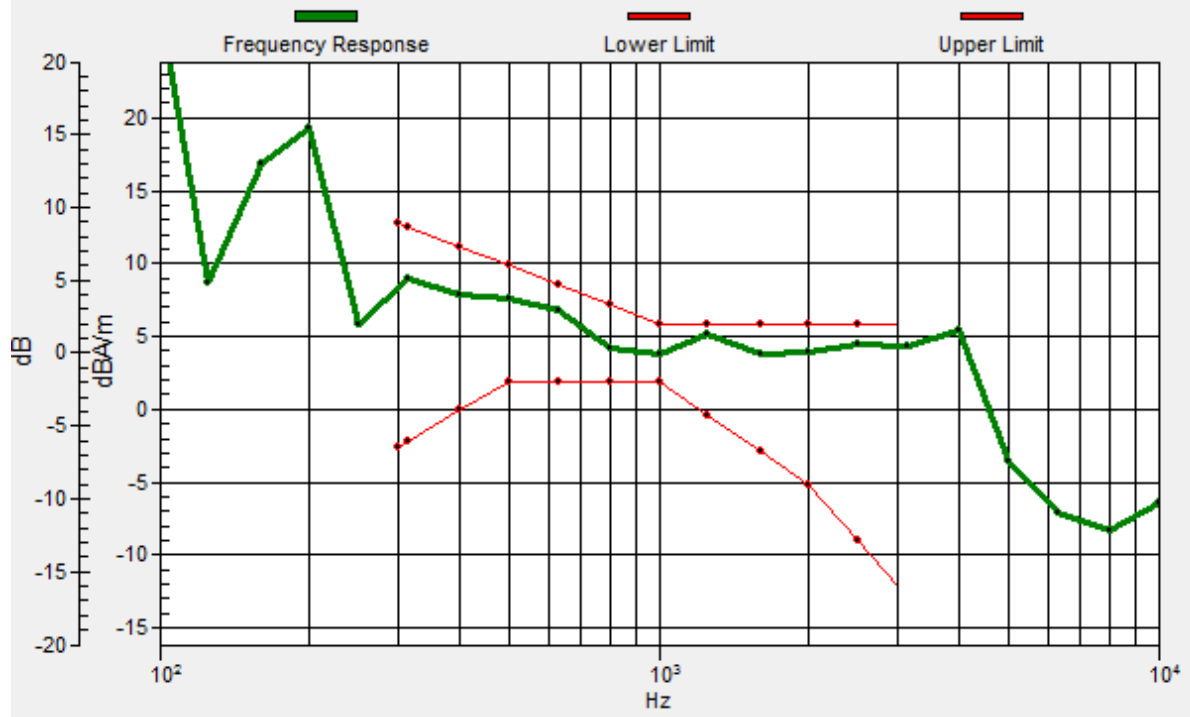


0 dB = 437.1 = 52.81 dB



# General Scans/z (axial) wideband at best S/N/ABM Freq Resp(x,y,z,f)

Loc: 3.9, 2.6, 3.7 mm Diff: 0.72dB



## #06\_HAC\_T-Coil\_CDMA BC0\_RC1+SO68 Voice codec8K Enhanced low\_Ch384\_Transversal (Y)

Communication System: CDMA T-Coil ; Frequency: 836.52 MHz

Medium: Air Medium parameters used:  $\sigma = 0$  S/m,  $\epsilon_r = 1$ ;  $\rho = 0$  kg/m<sup>3</sup>

Ambient Temperature : 23.3 °C

### DASY5 Configuration

- Probe: AM1DV3 - 3130; ; Calibrated: 2017/11/21
- Sensor-Surface: 0mm (Fix Surface)
- Electronics: DAE4 Sn853; Calibrated: 2017/7/19
- Phantom: HAC Test Arch with AMCC; Type: SD HAC P01 BA;
- Measurement SW: DASY52, Version 52.8 (8); SEMCAD X Version 14.6.10 (7373)


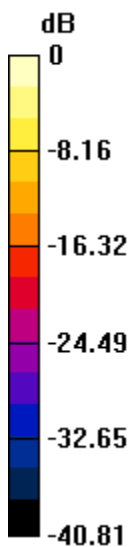
### General Scans/y (transversal) 4.2mm 50 x 50/ABM Interpolated SNR(x,y,z) (121x121x1):

Interpolated grid: dx=1.000 mm, dy=1.000 mm

ABM1/ABM2 = 47.76 dB

ABM1 comp = -2.06 dBA/m

Location: 4.7, 10, 3.7 mm



0 dB = 244.3 = 47.76 dB

# #07\_HAC\_T-Coil\_CDMA BC1\_RC1+SO68 Voice codec8K Enhanced low\_Ch600\_Axial (Z)

Communication System: CDMA T-Coil ; Frequency: 1880 MHz

Medium: Air Medium parameters used:  $\sigma = 0$  S/m,  $\epsilon_r = 1$ ;  $\rho = 0$  kg/m<sup>3</sup>

Ambient Temperature : 23.3 °C

## DASY5 Configuration

- Probe: AM1DV3 - 3130; ; Calibrated: 2017/11/21
- Sensor-Surface: 0mm (Fix Surface)
- Electronics: DAE4 Sn853; Calibrated: 2017/7/19
- Phantom: HAC Test Arch with AMCC; Type: SD HAC P01 BA;
- Measurement SW: DASY52, Version 52.8 (8); SEMCAD X Version 14.6.10 (7373)


## General Scans/z (axial) 4.2mm 50 x 50/ABM Interpolated SNR(x,y,z) (121x121x1):

Interpolated grid: dx=1.000 mm, dy=1.000 mm

ABM1/ABM2 = 51.54 dB

ABM1 comp = 5.34 dBA/m

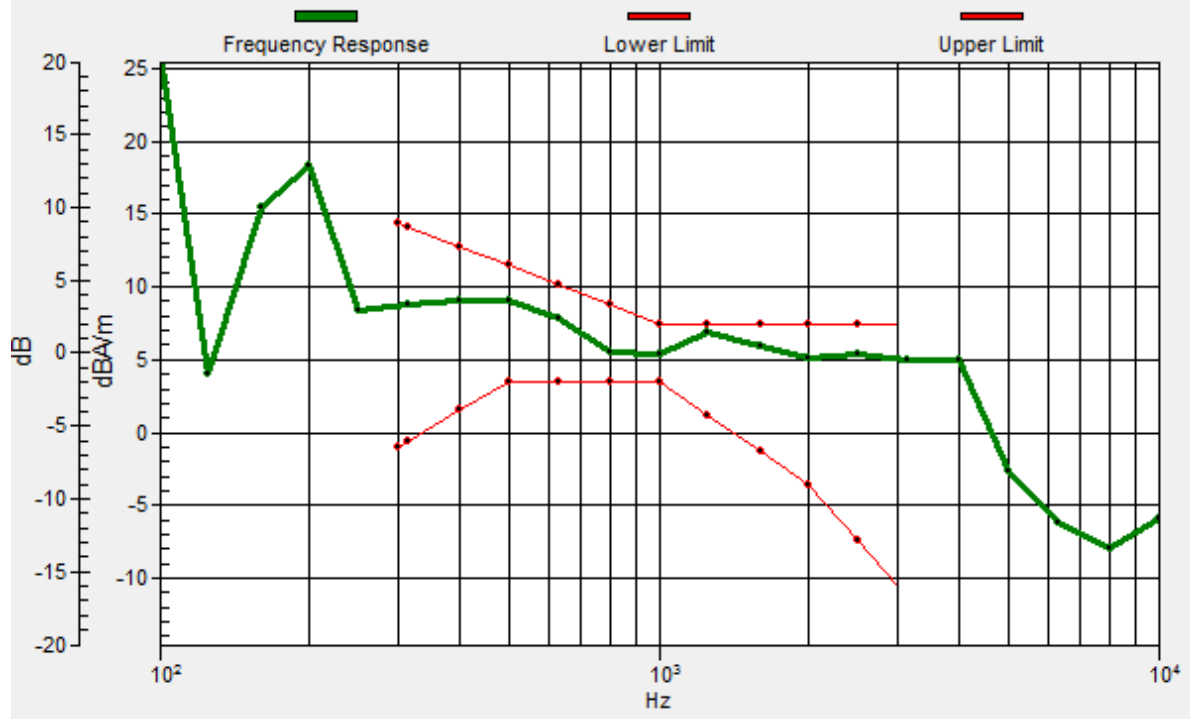
Location: 4, 2.3, 3.7 mm



0 dB = 377.6 = 51.54 dB

# General Scans/z (axial) wideband at best S/N/ABM Freq Resp(x,y,z,f)

Loc: 4.1, 2.2, 3.7 mm Diff: 0.58dB



## #07\_HAC\_T-Coil\_CDMA BC1\_RC1+SO68 Voice codec8K Enhanced low\_Ch600\_Transversal (Y)

Communication System: CDMA T-Coil ; Frequency: 1880 MHz

Medium: Air Medium parameters used:  $\sigma = 0$  S/m,  $\epsilon_r = 1$ ;  $\rho = 0$  kg/m<sup>3</sup>

Ambient Temperature : 23.3 °C

### DASY5 Configuration

- Probe: AM1DV3 - 3130; ; Calibrated: 2017/11/21
- Sensor-Surface: 0mm (Fix Surface)
- Electronics: DAE4 Sn853; Calibrated: 2017/7/19
- Phantom: HAC Test Arch with AMCC; Type: SD HAC P01 BA;
- Measurement SW: DASY52, Version 52.8 (8); SEMCAD X Version 14.6.10 (7373)


### General Scans/y (transversal) 4.2mm 50 x 50/ABM Interpolated SNR(x,y,z) (121x121x1):

Interpolated grid: dx=1.000 mm, dy=1.000 mm

ABM1/ABM2 = 47.67 dB

ABM1 comp = -1.76 dBA/m

Location: 4.7, 10, 3.7 mm



0 dB = 241.8 = 47.67 dB

### #08\_HAC\_T-Coil\_LTE Band 2\_20M\_QPSK\_1RB\_0offset\_Ch18900\_Axial (Z)

Communication System: LTE ; Frequency: 1880 MHz

Medium: Air Medium parameters used:  $\sigma = 0$  S/m,  $\epsilon_r = 1$ ;  $\rho = 0$  kg/m<sup>3</sup>

Ambient Temperature : 23.3 °C

#### DASY5 Configuration

- Probe: AM1DV3 - 3130; ; Calibrated: 2017/11/21
- Sensor-Surface: 0mm (Fix Surface)
- Electronics: DAE4 Sn853; Calibrated: 2017/7/19
- Phantom: HAC Test Arch with AMCC; Type: SD HAC P01 BA;
- Measurement SW: DASY52, Version 52.8 (8); SEMCAD X Version 14.6.10 (7373)


#### General Scans/z (axial) 4.2mm 50 x 50/ABM Interpolated SNR(x,y,z) (121x121x1):

Interpolated grid: dx=1.000 mm, dy=1.000 mm

ABM1/ABM2 = 44.98 dB

ABM1 comp = 5.89 dBA/m

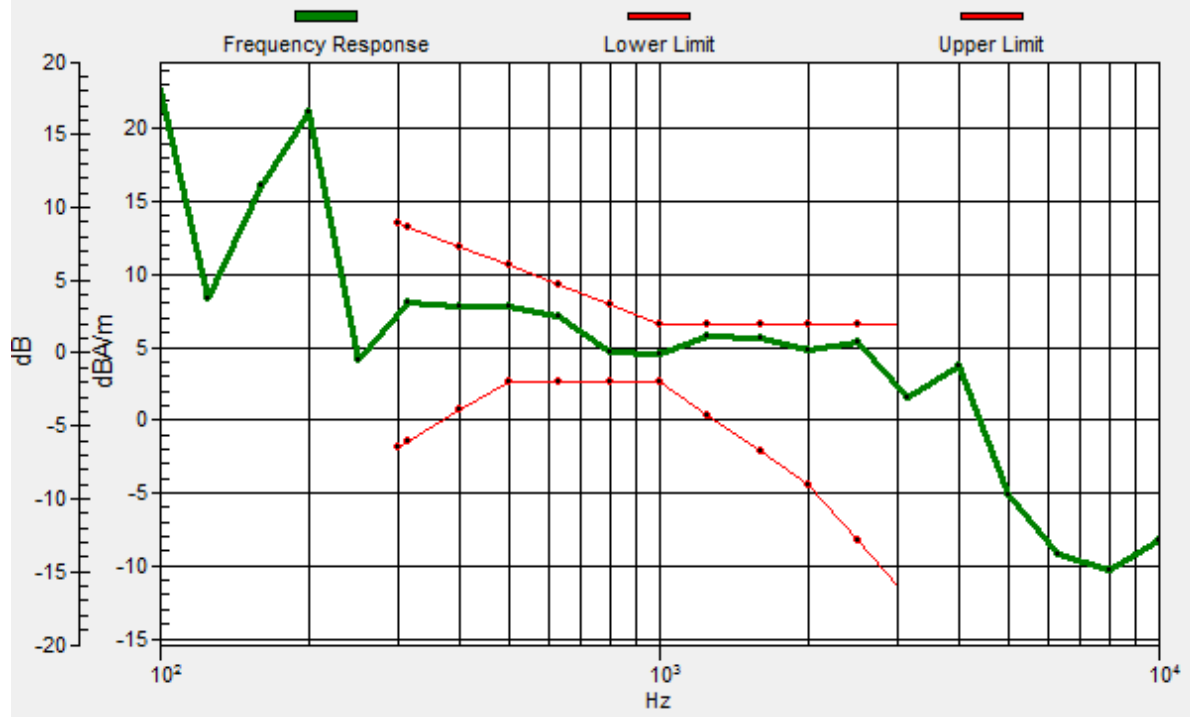
Location: -0.2, 0.9, 3.7 mm



0 dB = 177.5 = 44.98 dB

# General Scans/z (axial) wideband at best S/N/ABM Freq Resp(x,y,z,f)

Loc: -0.6, 0.5, 3.7 mm Diff: 0.8dB



### #08\_HAC\_T-Coil\_LTE Band 2\_20M\_QPSK\_1RB\_0offset\_Ch18900\_Transversal (Y)

Communication System: LTE ; Frequency: 1880 MHz

Medium: Air Medium parameters used:  $\sigma = 0$  S/m,  $\epsilon_r = 1$ ;  $\rho = 0$  kg/m<sup>3</sup>

Ambient Temperature : 23.3 °C

#### DASY5 Configuration

- Probe: AM1DV3 - 3130; ; Calibrated: 2017/11/21
- Sensor-Surface: 0mm (Fix Surface)
- Electronics: DAE4 Sn853; Calibrated: 2017/7/19
- Phantom: HAC Test Arch with AMCC; Type: SD HAC P01 BA;
- Measurement SW: DASY52, Version 52.8 (8); SEMCAD X Version 14.6.10 (7373)

#### General Scans/y (transversal) 4.2mm 50 x 50/ABM Interpolated SNR(x,y,z) (121x121x1):


Interpolated grid: dx=1.000 mm, dy=1.000 mm

ABM1/ABM2 = 44.36 dB

ABM1 comp = 0.00 dBA/m

BWC Factor = 0.15 dB

Location: 4.7, 10, 3.7 mm



0 dB = 165.3 = 44.37 dB



## #09\_HAC\_T-Coil\_LTE Band 4\_20M\_QPSK\_1RB\_0offset\_Ch20175\_Axial (Z)

Communication System: LTE ; Frequency: 1732.5 MHz

Medium: Air Medium parameters used:  $\sigma = 0$  S/m,  $\epsilon_r = 1$ ;  $\rho = 0$  kg/m<sup>3</sup>

Ambient Temperature : 23.3 °C

### DASY5 Configuration

- Probe: AM1DV3 - 3130; ; Calibrated: 2017/11/21
- Sensor-Surface: 0mm (Fix Surface)
- Electronics: DAE4 Sn853; Calibrated: 2017/7/19
- Phantom: HAC Test Arch with AMCC; Type: SD HAC P01 BA;
- Measurement SW: DASY52, Version 52.8 (8); SEMCAD X Version 14.6.10 (7373)


### General Scans/z (axial) 4.2mm 50 x 50/ABM Interpolated SNR(x,y,z) (121x121x1):

Interpolated grid: dx=1.000 mm, dy=1.000 mm

ABM1/ABM2 = 46.52 dB

ABM1 comp = 5.78 dBA/m

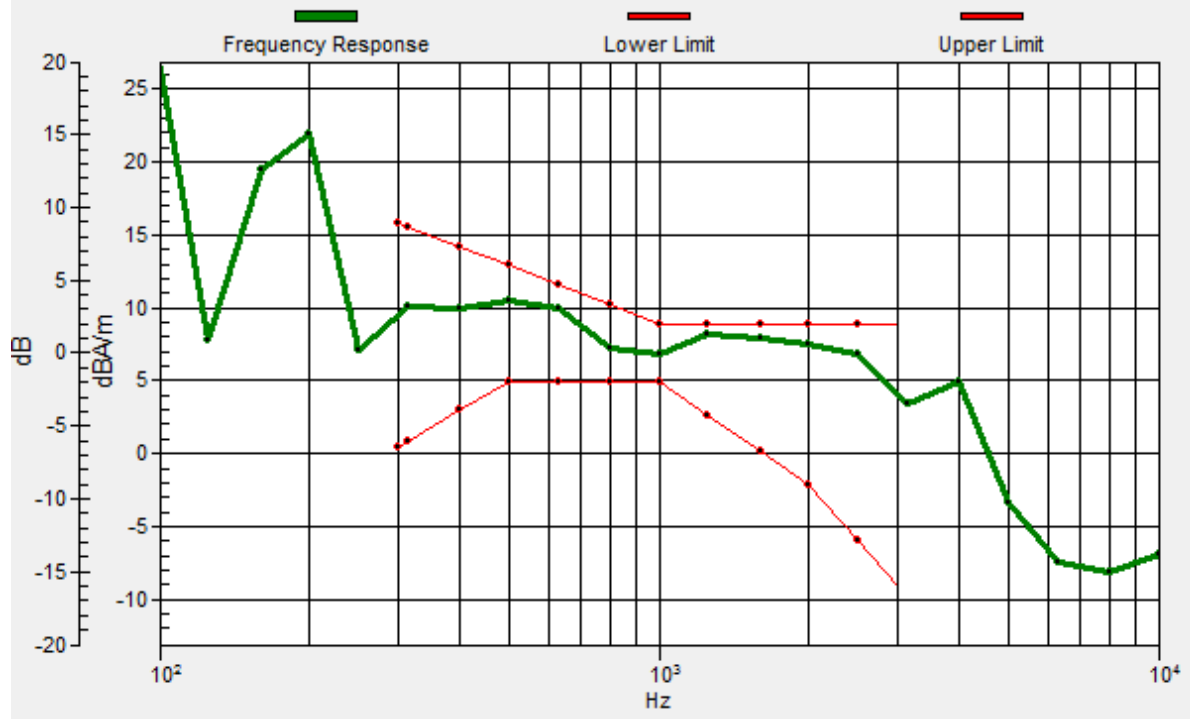
Location: 8.9, 0.2, 3.7 mm



0 dB = 211.8 = 46.52 dB

# General Scans/z (axial) wideband at best S/N/ABM Freq Resp(x,y,z,f)

Loc: 8.8, 0.3, 3.7 mm Diff: 0.73dB



## #09\_HAC\_T-Coil\_LTE Band 4\_20M\_QPSK\_1RB\_0offset\_Ch20175\_Transversal (Y)

Communication System: LTE ; Frequency: 1732.5 MHz

Medium: Air Medium parameters used:  $\sigma = 0$  S/m,  $\epsilon_r = 1$ ;  $\rho = 0$  kg/m<sup>3</sup>

Ambient Temperature : 23.3 °C

### DASY5 Configuration

- Probe: AM1DV3 - 3130; ; Calibrated: 2017/11/21
- Sensor-Surface: 0mm (Fix Surface)
- Electronics: DAE4 Sn853; Calibrated: 2017/7/19
- Phantom: HAC Test Arch with AMCC; Type: SD HAC P01 BA;
- Measurement SW: DASY52, Version 52.8 (8); SEMCAD X Version 14.6.10 (7373)


### General Scans/y (transversal) 4.2mm 50 x 50/ABM Interpolated SNR(x,y,z) (121x121x1):

Interpolated grid: dx=1.000 mm, dy=1.000 mm

ABM1/ABM2 = 44.71 dB

ABM1 comp = -0.18 dBA/m

Location: 4.7, 10.7, 3.7 mm



0 dB = 171.9 = 44.71 dB

# #10\_HAC\_T-Coil\_LTE Band 5\_10M\_QPSK\_1RB\_0offset\_Ch20525\_Axial (Z)

Communication System: LTE ; Frequency: 836.5 MHz

Medium: Air Medium parameters used:  $\sigma = 0$  S/m,  $\epsilon_r = 1$ ;  $\rho = 0$  kg/m<sup>3</sup>

Ambient Temperature : 23.3 °C

## DASY5 Configuration

- Probe: AM1DV3 - 3130; ; Calibrated: 2017/11/21
- Sensor-Surface: 0mm (Fix Surface)
- Electronics: DAE4 Sn853; Calibrated: 2017/7/19
- Phantom: HAC Test Arch with AMCC; Type: SD HAC P01 BA;
- Measurement SW: DASY52, Version 52.8 (8); SEMCAD X Version 14.6.10 (7373)


## General Scans/z (axial) 4.2mm 50 x 50/ABM Interpolated SNR(x,y,z) (121x121x1):

Interpolated grid: dx=1.000 mm, dy=1.000 mm

ABM1/ABM2 = 45.00 dB

ABM1 comp = 7.43 dBA/m

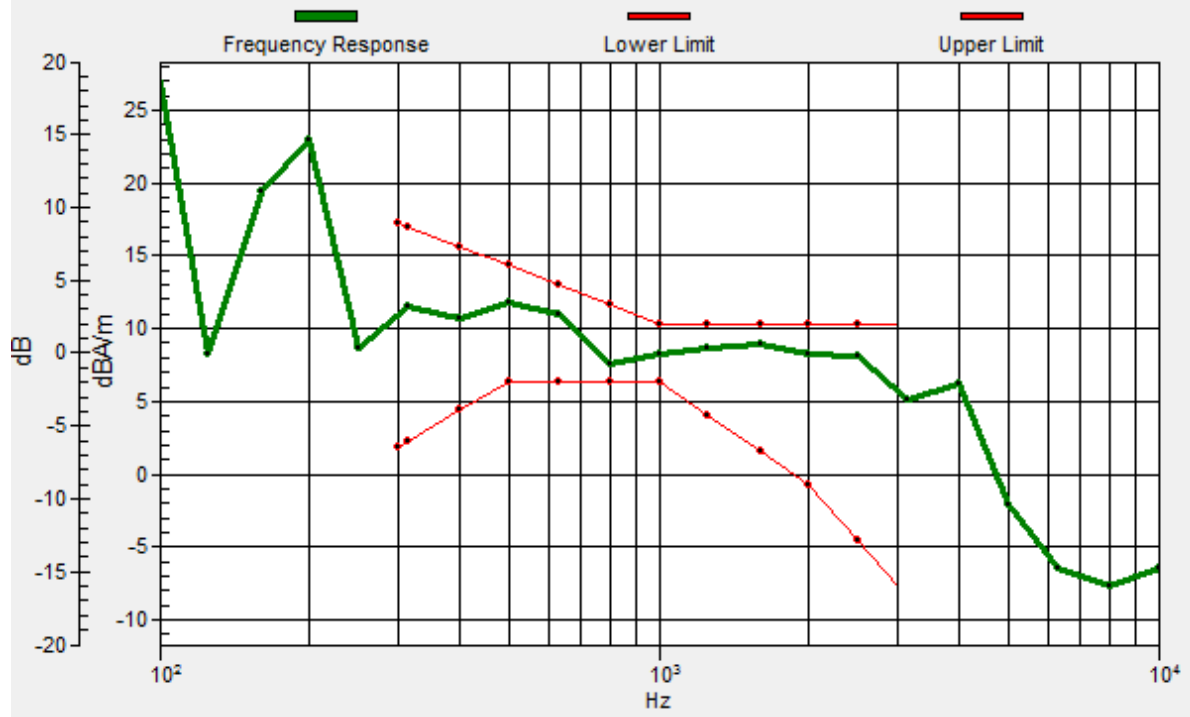
Location: 6.1, 1.6, 3.7 mm



0 dB = 177.9 = 45.00 dB

# General Scans/z (axial) wideband at best S/N/ABM Freq Resp(x,y,z,f)

Loc: 5.7, 1.8, 3.7 mm Diff: 1.25dB



# #10\_HAC\_T-Coil\_LTE Band 5\_10M\_QPSK\_1RB\_0offset\_Ch20525\_Transversal (Y)

Communication System: LTE ; Frequency: 836.5 MHz

Medium: Air Medium parameters used:  $\sigma = 0$  S/m,  $\epsilon_r = 1$ ;  $\rho = 0$  kg/m<sup>3</sup>

Ambient Temperature : 23.3 °C

## DASY5 Configuration

- Probe: AM1DV3 - 3130; ; Calibrated: 2017/11/21

- Sensor-Surface: 0mm (Fix Surface)

- Electronics: DAE4 Sn853; Calibrated: 2017/7/19

- Phantom: HAC Test Arch with AMCC; Type: SD HAC P01 BA;

- Measurement SW: DASY52, Version 52.8 (8); SEMCAD X Version 14.6.10 (7373)


## General Scans/y (transversal) 4.2mm 50 x 50/ABM Interpolated SNR(x,y,z) (121x121x1):

Interpolated grid: dx=1.000 mm, dy=1.000 mm

ABM1/ABM2 = 43.20 dB

ABM1 comp = -0.01 dBA/m

Location: 5.4, 10, 3.7 mm



0 dB = 144.5 = 43.20 dB

## #11\_HAC\_T-Coil\_LTE Band 7\_20M\_QPSK\_1RB\_0offset\_Ch21100\_Axial (Z)

Communication System: LTE ; Frequency: 2535 MHz

Medium: Air Medium parameters used:  $\sigma = 0$  S/m,  $\epsilon_r = 1$ ;  $\rho = 0$  kg/m<sup>3</sup>

Ambient Temperature : 23.3 °C

### DASY5 Configuration

- Probe: AM1DV3 - 3130; ; Calibrated: 2017/11/21
- Sensor-Surface: 0mm (Fix Surface)
- Electronics: DAE4 Sn853; Calibrated: 2017/7/19
- Phantom: HAC Test Arch with AMCC; Type: SD HAC P01 BA;
- Measurement SW: DASY52, Version 52.8 (8); SEMCAD X Version 14.6.10 (7373)


### General Scans/z (axial) 4.2mm 50 x 50/ABM Interpolated SNR(x,y,z) (121x121x1):

Interpolated grid: dx=1.000 mm, dy=1.000 mm

ABM1/ABM2 = 44.84 dB

ABM1 comp = 5.73 dBA/m

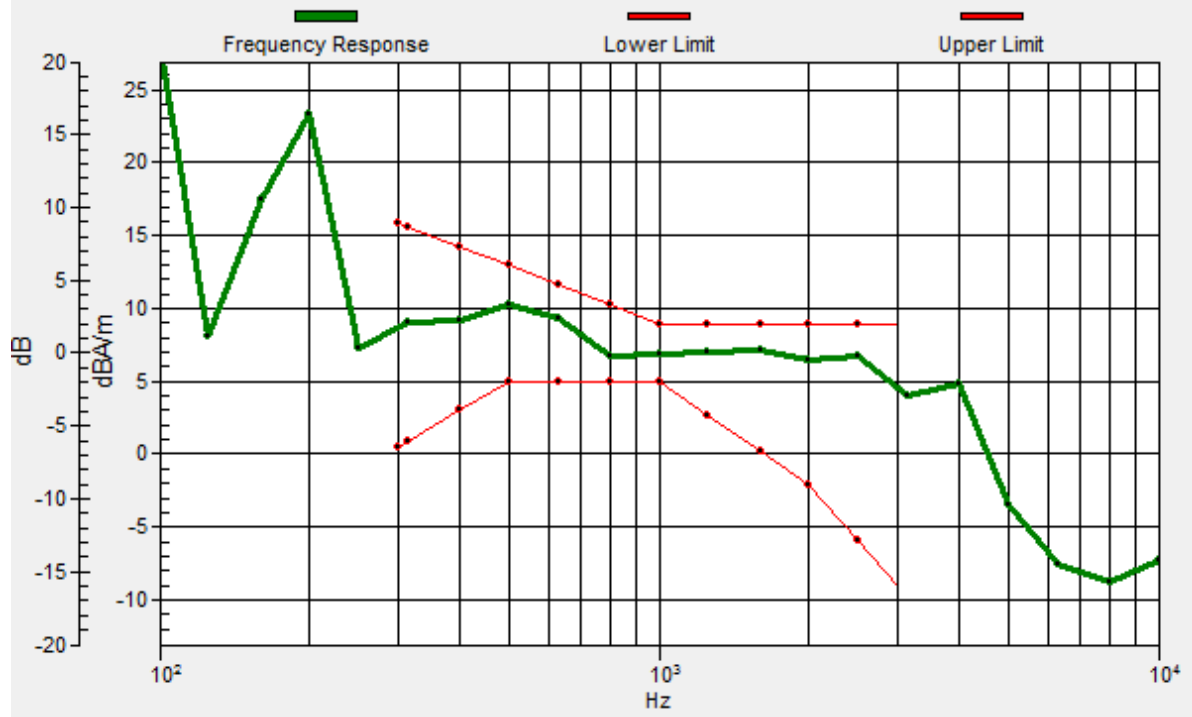
Location: 8.9, 0.2, 3.7 mm



0 dB = 174.6 = 44.84 dB

# General Scans/z (axial) wideband at best S/N/ABM Freq Resp(x,y,z,f)

Loc: 9.2, -0.1, 3.7 mm Diff: 1.8dB





### #11\_HAC\_T-Coil\_LTE Band 7\_20M\_QPSK\_1RB\_0offset\_Ch21100\_Transversal (Y)

Communication System: LTE ; Frequency: 2535 MHz

Medium: Air Medium parameters used:  $\sigma = 0$  S/m,  $\epsilon_r = 1$ ;  $\rho = 0$  kg/m<sup>3</sup>

Ambient Temperature : 23.3 °C

#### DASY5 Configuration

- Probe: AM1DV3 - 3130; ; Calibrated: 2017/11/21
- Sensor-Surface: 0mm (Fix Surface)
- Electronics: DAE4 Sn853; Calibrated: 2017/7/19
- Phantom: HAC Test Arch with AMCC; Type: SD HAC P01 BA;
- Measurement SW: DASY52, Version 52.8 (8); SEMCAD X Version 14.6.10 (7373)


#### General Scans/y (transversal) 4.2mm 50 x 50/ABM Interpolated SNR(x,y,z) (121x121x1):

Interpolated grid: dx=1.000 mm, dy=1.000 mm

ABM1/ABM2 = 43.40 dB

ABM1 comp = -0.04 dBA/m

Location: 5.4, 10, 3.7 mm



0 dB = 147.9 = 43.40 dB

## #12\_HAC\_T-Coil\_LTE Band 13\_10M\_QPSK\_1RB\_0offset\_Ch23230\_Axial (Z)

Communication System: LTE ; Frequency: 782 MHz

Medium: Air Medium parameters used:  $\sigma = 0$  S/m,  $\epsilon_r = 1$ ;  $\rho = 0$  kg/m<sup>3</sup>

Ambient Temperature : 23.3 °C

### DASY5 Configuration

- Probe: AM1DV3 - 3130; ; Calibrated: 2017/11/21

- Sensor-Surface: 0mm (Fix Surface)

- Electronics: DAE4 Sn853; Calibrated: 2017/7/19

- Phantom: HAC Test Arch with AMCC; Type: SD HAC P01 BA;

- Measurement SW: DASY52, Version 52.8 (8); SEMCAD X Version 14.6.10 (7373)


### General Scans/z (axial) 4.2mm 50 x 50/ABM Interpolated SNR(x,y,z) (121x121x1):

Interpolated grid: dx=1.000 mm, dy=1.000 mm

ABM1/ABM2 = 45.10 dB

ABM1 comp = 6.92 dBA/m

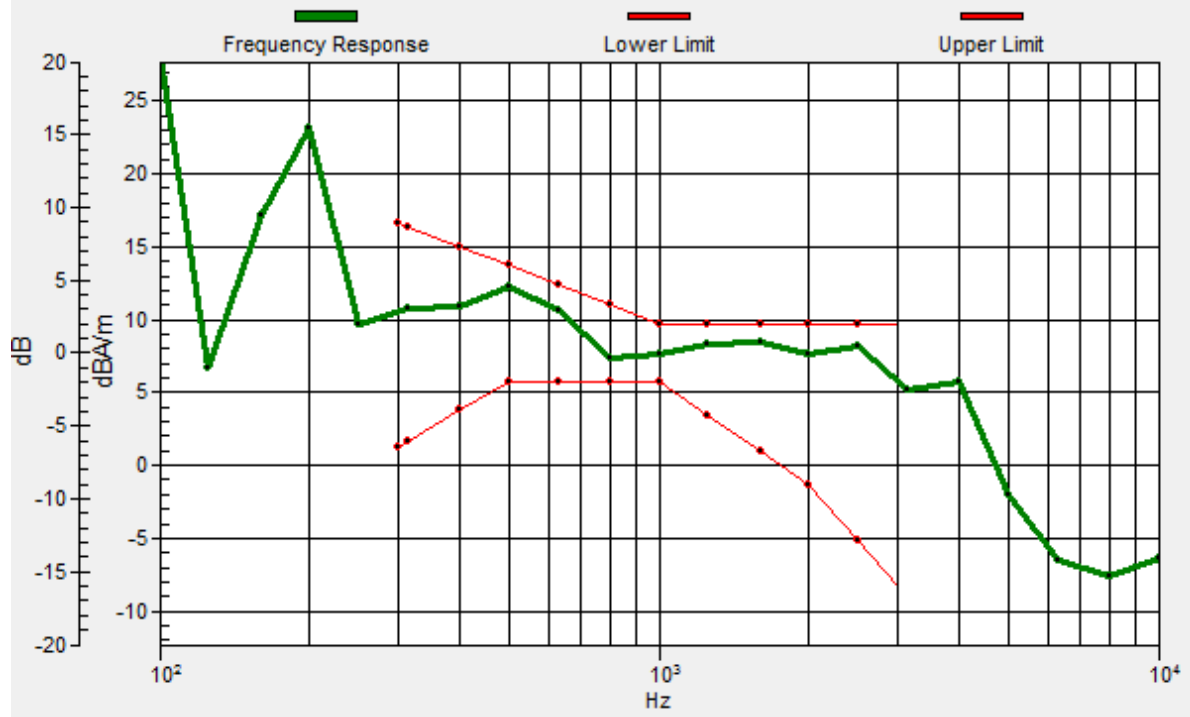
Location: 7.5, 0.9, 3.7 mm



0 dB = 179.8 = 45.10 dB

# General Scans/z (axial) wideband at best S/N/ABM Freq Resp(x,y,z,f)

Loc: 7.4, 1, 3.7 mm Diff: 1.21dB



## #12\_HAC\_T-Coil\_LTE Band 13\_10M\_QPSK\_1RB\_0offset\_Ch23230\_Transversal (Y)

Communication System: LTE ; Frequency: 782 MHz

Medium: Air Medium parameters used:  $\sigma = 0$  S/m,  $\epsilon_r = 1$ ;  $\rho = 0$  kg/m<sup>3</sup>

Ambient Temperature : 23.3 °C

### DASY5 Configuration

- Probe: AM1DV3 - 3130; ; Calibrated: 2017/11/21

- Sensor-Surface: 0mm (Fix Surface)

- Electronics: DAE4 Sn853; Calibrated: 2017/7/19

- Phantom: HAC Test Arch with AMCC; Type: SD HAC P01 BA;

- Measurement SW: DASY52, Version 52.8 (8); SEMCAD X Version 14.6.10 (7373)


### General Scans/y (transversal) 4.2mm 50 x 50/ABM Interpolated SNR(x,y,z) (121x121x1):

Interpolated grid: dx=1.000 mm, dy=1.000 mm

ABM1/ABM2 = 43.39 dB

ABM1 comp = 0.06 dBA/m

Location: 6.1, 10, 3.7 mm



0 dB = 147.7 = 43.39 dB

### #13\_HAC\_T-Coil\_LTE Band 66\_20M\_QPSK\_1RB\_0offset\_Ch132322\_Axial (Z)

Communication System: LTE ; Frequency: 1745 MHz

Medium: Air Medium parameters used:  $\sigma = 0$  S/m,  $\epsilon_r = 1$ ;  $\rho = 0$  kg/m<sup>3</sup>

Ambient Temperature : 23.3 °C

#### DASY5 Configuration

- Probe: AM1DV3 - 3130; ; Calibrated: 2017/11/21
- Sensor-Surface: 0mm (Fix Surface)
- Electronics: DAE4 Sn853; Calibrated: 2017/7/19
- Phantom: HAC Test Arch with AMCC; Type: SD HAC P01 BA;
- Measurement SW: DASY52, Version 52.8 (8); SEMCAD X Version 14.6.10 (7373)


#### General Scans/z (axial) 4.2mm 50 x 50/ABM Interpolated SNR(x,y,z) (121x121x1):

Interpolated grid: dx=1.000 mm, dy=1.000 mm

ABM1/ABM2 = 44.80 dB

ABM1 comp = 6.67 dBA/m

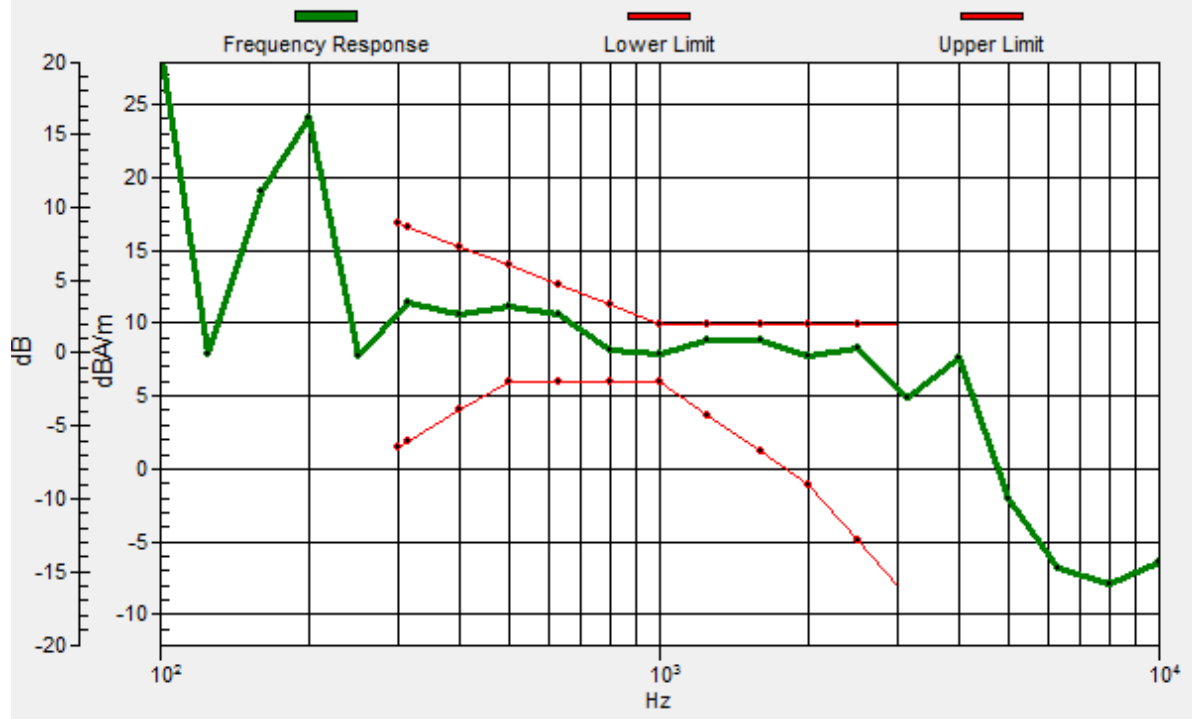
Location: 7.5, 0.9, 3.7 mm



0 dB = 173.8 = 44.80 dB

# General Scans/z (axial) wideband at best S/N/ABM Freq Resp(x,y,z,f)

Loc: 7.5, 0.8, 3.7 mm Diff: 1.13dB



### #13\_HAC\_T-Coil\_LTE Band 66\_20M\_QPSK\_1RB\_0offset\_Ch132322\_Transversal (Y)

Communication System: LTE ; Frequency: 1745 MHz

Medium: Air Medium parameters used:  $\sigma = 0$  S/m,  $\epsilon_r = 1$ ;  $\rho = 0$  kg/m<sup>3</sup>

Ambient Temperature : 23.3 °C

#### DASY5 Configuration

- Probe: AM1DV3 - 3130; ; Calibrated: 2017/11/21
- Sensor-Surface: 0mm (Fix Surface)
- Electronics: DAE4 Sn853; Calibrated: 2017/7/19
- Phantom: HAC Test Arch with AMCC; Type: SD HAC P01 BA;
- Measurement SW: DASY52, Version 52.8 (8); SEMCAD X Version 14.6.10 (7373)


#### General Scans/y (transversal) 4.2mm 50 x 50/ABM Interpolated SNR(x,y,z) (121x121x1):

Interpolated grid: dx=1.000 mm, dy=1.000 mm

ABM1/ABM2 = 43.56 dB

ABM1 comp = 0.08 dBA/m

Location: 5.4, 10, 3.7 mm



0 dB = 150.7 = 43.56 dB

## #14\_HAC\_T-Coil\_WLAN2.4GHz\_802.11b 1Mbps\_Ch6\_Axial (Z)

Communication System: 802.11b ; Frequency: 2437 MHz

Medium: Air Medium parameters used:  $\sigma = 0$  S/m,  $\epsilon_r = 1$ ;  $\rho = 0$  kg/m<sup>3</sup>

Ambient Temperature : 23.3 °C

### DASY5 Configuration

- Probe: AM1DV3 - 3130; ; Calibrated: 2017/11/21

- Sensor-Surface: 0mm (Fix Surface)

- Electronics: DAE4 Sn853; Calibrated: 2017/7/19

- Phantom: HAC Test Arch with AMCC; Type: SD HAC P01 BA;

- Measurement SW: DASY52, Version 52.8 (8); SEMCAD X Version 14.6.10 (7373)


### General Scans/z (axial) 4.2mm 50 x 50/ABM Interpolated SNR(x,y,z) (121x121x1):

Interpolated grid: dx=1.000 mm, dy=1.000 mm

ABM1/ABM2 = 45.03 dB

ABM1 comp = 7.06 dBA/m

Location: 3.3, 2.3, 3.7 mm

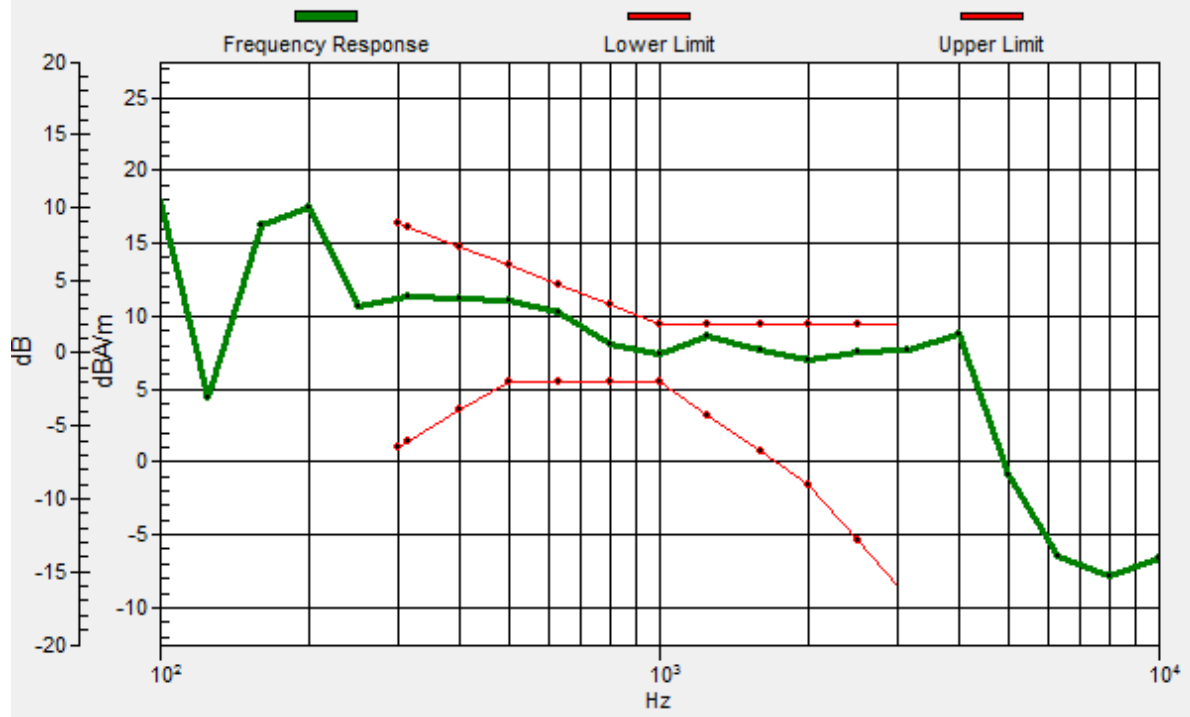


0 dB = 178.4 = 45.03 dB



# General Scans/z (axial) wideband at best S/N/ABM Freq Resp(x,y,z,f)

Loc: 3.6, 2, 3.7 mm Diff: 0.83dB



## #14\_HAC\_T-Coil\_WLAN2.4GHz\_802.11b 1Mbps\_Ch6\_Transversal (Y)

Communication System: 802.11b ; Frequency: 2437 MHz

Medium: Air Medium parameters used:  $\sigma = 0$  S/m,  $\epsilon_r = 1$ ;  $\rho = 0$  kg/m<sup>3</sup>

Ambient Temperature : 23.3 °C

### DASY5 Configuration

- Probe: AM1DV3 - 3130; ; Calibrated: 2017/11/21
- Sensor-Surface: 0mm (Fix Surface)
- Electronics: DAE4 Sn853; Calibrated: 2017/7/19
- Phantom: HAC Test Arch with AMCC; Type: SD HAC P01 BA;
- Measurement SW: DASY52, Version 52.8 (8); SEMCAD X Version 14.6.10 (7373)


### General Scans/y (transversal) 4.2mm 50 x 50/ABM Interpolated SNR(x,y,z) (121x121x1):

Interpolated grid: dx=1.000 mm, dy=1.000 mm

ABM1/ABM2 = 42.10 dB

ABM1 comp = 0.18 dBA/m

Location: 4, -9.6, 3.7 mm



0 dB = 127.4 = 42.10 dB

## #15\_HAC\_T-Coil\_WLAN5GHz\_802.11a 6Mbps\_Ch40\_Axial (Z)

Communication System: 802.11a ; Frequency: 5200 MHz

Medium: Air Medium parameters used:  $\sigma = 0$  S/m,  $\epsilon_r = 1$ ;  $\rho = 0$  kg/m<sup>3</sup>

Ambient Temperature : 23.3 °C

### DASY5 Configuration

- Probe: AM1DV3 - 3130; ; Calibrated: 2017/11/21
- Sensor-Surface: 0mm (Fix Surface)
- Electronics: DAE4 Sn853; Calibrated: 2017/7/19
- Phantom: HAC Test Arch with AMCC; Type: SD HAC P01 BA;
- Measurement SW: DASY52, Version 52.8 (8); SEMCAD X Version 14.6.10 (7373)


### General Scans/z (axial) 4.2mm 50 x 50/ABM Interpolated SNR(x,y,z) (121x121x1):

Interpolated grid: dx=1.000 mm, dy=1.000 mm

ABM1/ABM2 = 45.05 dB

ABM1 comp = 8.05 dBA/m

Location: 3.3, 1.6, 3.7 mm



0 dB = 178.8 = 45.05 dB



## #15\_HAC\_T-Coil\_WLAN5GHz\_802.11a 6Mbps\_Ch40\_Transversal (Y)

Communication System: 802.11a ; Frequency: 5200 MHz

Medium: Air Medium parameters used:  $\sigma = 0$  S/m,  $\epsilon_r = 1$ ;  $\rho = 0$  kg/m<sup>3</sup>

Ambient Temperature : 23.3 °C

### DASY5 Configuration

- Probe: AM1DV3 - 3130; ; Calibrated: 2017/11/21
- Sensor-Surface: 0mm (Fix Surface)
- Electronics: DAE4 Sn853; Calibrated: 2017/7/19
- Phantom: HAC Test Arch with AMCC; Type: SD HAC P01 BA;
- Measurement SW: DASY52, Version 52.8 (8); SEMCAD X Version 14.6.10 (7373)


### General Scans/y (transversal) 4.2mm 50 x 50/ABM Interpolated SNR(x,y,z) (121x121x1):

Interpolated grid: dx=1.000 mm, dy=1.000 mm

ABM1/ABM2 = 43.49 dB

ABM1 comp = 0.75 dBA/m

Location: 4.7, -9.6, 3.7 mm



0 dB = 149.5 = 43.49 dB

## #16\_HAC\_T-Coil\_WLAN5GHz\_802.11a 6Mbps\_Ch60\_Axial (Z)

Communication System: 802.11a ; Frequency: 5300 MHz

Medium: Air Medium parameters used:  $\sigma = 0$  S/m,  $\epsilon_r = 1$ ;  $\rho = 0$  kg/m<sup>3</sup>

Ambient Temperature : 23.3 °C

### DASY5 Configuration

- Probe: AM1DV3 - 3130; ; Calibrated: 2017/11/21
- Sensor-Surface: 0mm (Fix Surface)
- Electronics: DAE4 Sn853; Calibrated: 2017/7/19
- Phantom: HAC Test Arch with AMCC; Type: SD HAC P01 BA;
- Measurement SW: DASY52, Version 52.8 (8); SEMCAD X Version 14.6.10 (7373)


### General Scans/z (axial) 4.2mm 50 x 50/ABM Interpolated SNR(x,y,z) (121x121x1):

Interpolated grid: dx=1.000 mm, dy=1.000 mm

ABM1/ABM2 = 44.00 dB

ABM1 comp = 6.68 dBA/m

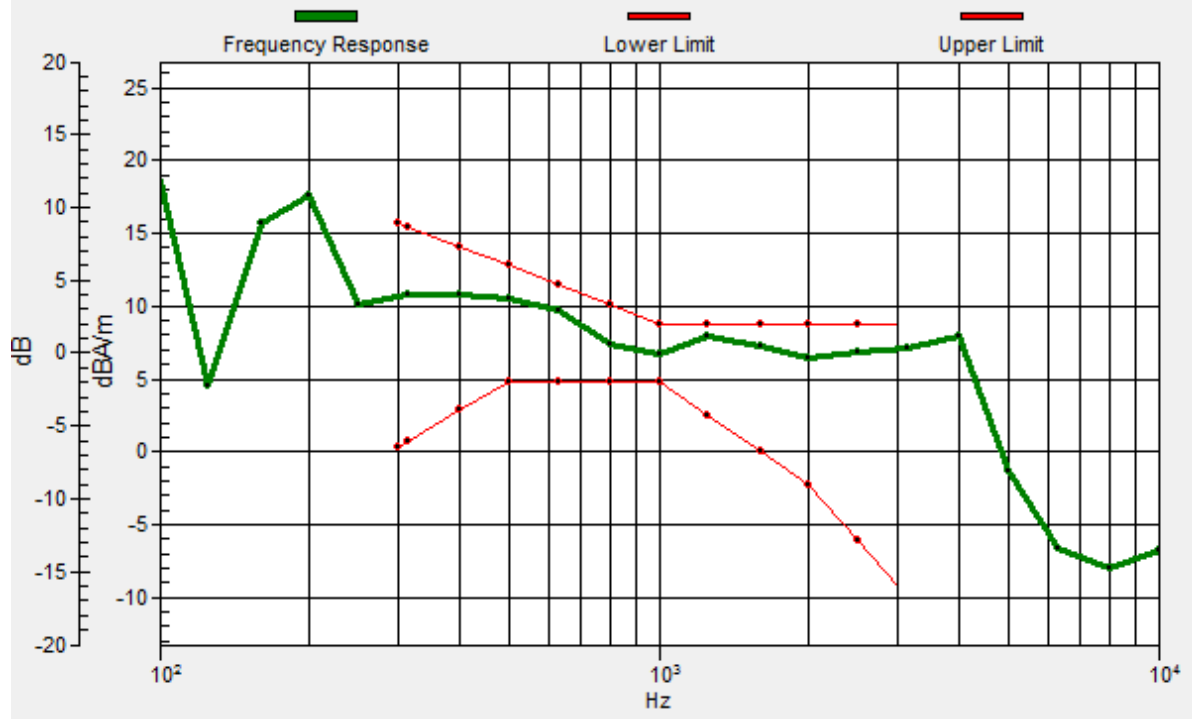
Location: 1.2, 0.9, 3.7 mm



0 dB = 158.5 = 44.00 dB

# General Scans/z (axial) wideband at best S/N/ABM Freq Resp(x,y,z,f)

Loc: 1.3, 1.3, 3.7 mm Diff: 0.83dB



## #16\_HAC\_T-Coil\_WLAN5GHz\_802.11a 6Mbps\_Ch60\_Transversal (Y)

Communication System: 802.11a ; Frequency: 5300 MHz

Medium: Air Medium parameters used:  $\sigma = 0$  S/m,  $\epsilon_r = 1$ ;  $\rho = 0$  kg/m<sup>3</sup>

Ambient Temperature : 23.3 °C

### DASY5 Configuration

- Probe: AM1DV3 - 3130; ; Calibrated: 2017/11/21
- Sensor-Surface: 0mm (Fix Surface)
- Electronics: DAE4 Sn853; Calibrated: 2017/7/19
- Phantom: HAC Test Arch with AMCC; Type: SD HAC P01 BA;
- Measurement SW: DASY52, Version 52.8 (8); SEMCAD X Version 14.6.10 (7373)


### General Scans/y (transversal) 4.2mm 50 x 50/ABM Interpolated SNR(x,y,z) (121x121x1):

Interpolated grid: dx=1.000 mm, dy=1.000 mm

ABM1/ABM2 = 42.79 dB

ABM1 comp = 0.64 dBA/m

Location: 4.7, -9.6, 3.7 mm



0 dB = 137.9 = 42.79 dB



### #17\_HAC\_T-Coil\_WLAN5GHz\_802.11a 6Mbps\_Ch124\_Axial (Z)

Communication System: 802.11a ; Frequency: 5620 MHz

Medium: Air Medium parameters used:  $\sigma = 0$  S/m,  $\epsilon_r = 1$ ;  $\rho = 0$  kg/m<sup>3</sup>

Ambient Temperature : 23.3 °C

#### DASY5 Configuration

- Probe: AM1DV3 - 3130; ; Calibrated: 2017/11/21
- Sensor-Surface: 0mm (Fix Surface)
- Electronics: DAE4 Sn853; Calibrated: 2017/7/19
- Phantom: HAC Test Arch with AMCC; Type: SD HAC P01 BA;
- Measurement SW: DASY52, Version 52.8 (8); SEMCAD X Version 14.6.10 (7373)


#### General Scans/z (axial) 4.2mm 50 x 50/ABM Interpolated SNR(x,y,z) (121x121x1):

Interpolated grid: dx=1.000 mm, dy=1.000 mm

ABM1/ABM2 = 43.89 dB

ABM1 comp = 6.03 dBA/m

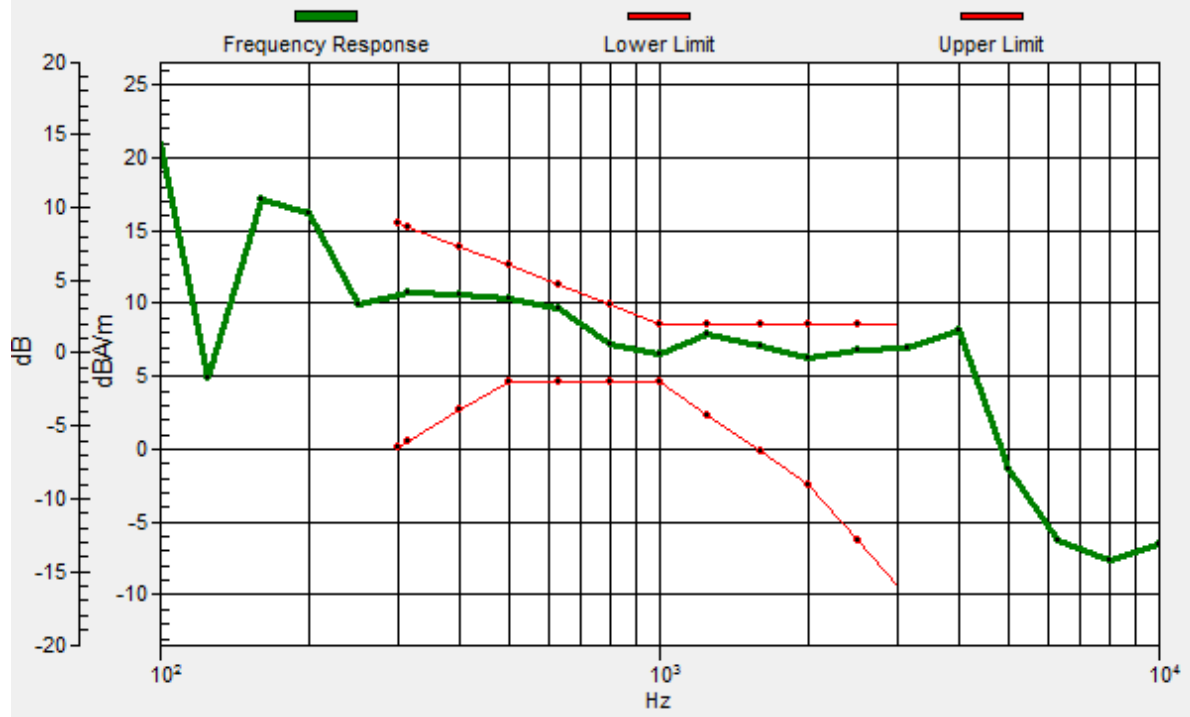
Location: 0.5, 0.2, 3.7 mm



0 dB = 156.6 = 43.90 dB

# General Scans/z (axial) wideband at best S/N/ABM Freq Resp(x,y,z,f)

Loc: 0.7, 0.3, 3.7 mm Diff: 0.71dB



### #17\_HAC\_T-Coil\_WLAN5GHz\_802.11a 6Mbps\_Ch124\_Transversal (Y)

Communication System: 802.11a ; Frequency: 5620 MHz

Medium: Air Medium parameters used:  $\sigma = 0$  S/m,  $\epsilon_r = 1$ ;  $\rho = 0$  kg/m<sup>3</sup>

Ambient Temperature : 23.3 °C

#### DASY5 Configuration

- Probe: AM1DV3 - 3130; ; Calibrated: 2017/11/21
- Sensor-Surface: 0mm (Fix Surface)
- Electronics: DAE4 Sn853; Calibrated: 2017/7/19
- Phantom: HAC Test Arch with AMCC; Type: SD HAC P01 BA;
- Measurement SW: DASY52, Version 52.8 (8); SEMCAD X Version 14.6.10 (7373)


#### General Scans/y (transversal) 4.2mm 50 x 50/ABM Interpolated SNR(x,y,z) (121x121x1):

Interpolated grid: dx=1.000 mm, dy=1.000 mm

ABM1/ABM2 = 42.42 dB

ABM1 comp = 0.66 dBA/m

Location: 4.7, -9.6, 3.7 mm



0 dB = 132.1 = 42.42 dB

## #18\_HAC\_T-Coil\_WLAN5GHz\_802.11a 6Mbps\_Ch157\_Axial (Z)

Communication System: 802.11a ; Frequency: 5785 MHz

Medium: Air Medium parameters used:  $\sigma = 0$  S/m,  $\epsilon_r = 1$ ;  $\rho = 0$  kg/m<sup>3</sup>

Ambient Temperature : 23.3 °C

### DASY5 Configuration

- Probe: AM1DV3 - 3130; ; Calibrated: 2017/11/21
- Sensor-Surface: 0mm (Fix Surface)
- Electronics: DAE4 Sn853; Calibrated: 2017/7/19
- Phantom: HAC Test Arch with AMCC; Type: SD HAC P01 BA;
- Measurement SW: DASY52, Version 52.8 (8); SEMCAD X Version 14.6.10 (7373)


### General Scans/z (axial) 4.2mm 50 x 50/ABM Interpolated SNR(x,y,z) (121x121x1):

Interpolated grid: dx=1.000 mm, dy=1.000 mm

ABM1/ABM2 = 45.02 dB

ABM1 comp = 7.73 dBA/m

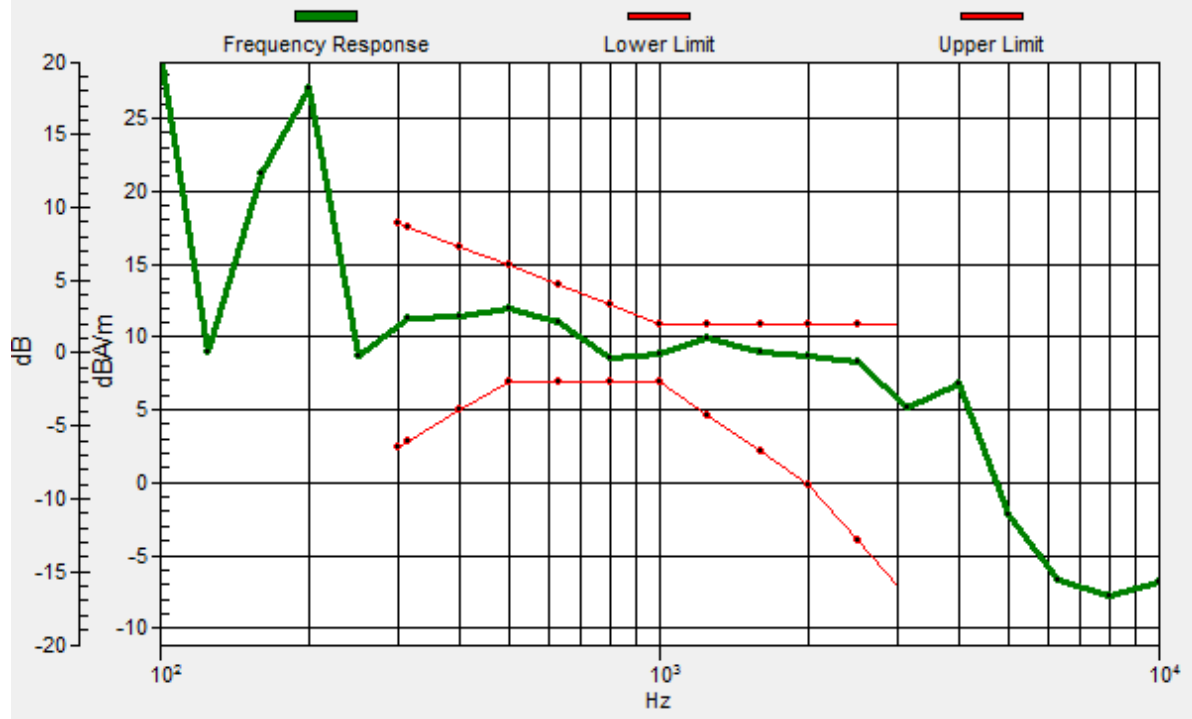
Location: 4, 2.3, 3.7 mm



0 dB = 178.3 = 45.02 dB

# General Scans/z (axial) wideband at best S/N/ABM Freq Resp(x,y,z,f)

Loc: 3.9, 2, 3.7 mm Diff: 1dB



### #18\_HAC\_T-Coil\_WLAN5GHz\_802.11a 6Mbps\_Ch157\_Transversal (Y)

Communication System: 802.11a ; Frequency: 5785 MHz

Medium: Air Medium parameters used:  $\sigma = 0$  S/m,  $\epsilon_r = 1$ ;  $\rho = 0$  kg/m<sup>3</sup>

Ambient Temperature : 23.3 °C

#### DASY5 Configuration

- Probe: AM1DV3 - 3130; ; Calibrated: 2017/11/21
- Sensor-Surface: 0mm (Fix Surface)
- Electronics: DAE4 Sn853; Calibrated: 2017/7/19
- Phantom: HAC Test Arch with AMCC; Type: SD HAC P01 BA;
- Measurement SW: DASY52, Version 52.8 (8); SEMCAD X Version 14.6.10 (7373)


#### General Scans/y (transversal) 4.2mm 50 x 50/ABM Interpolated SNR(x,y,z) (121x121x1):

Interpolated grid: dx=1.000 mm, dy=1.000 mm

ABM1/ABM2 = 43.01 dB

ABM1 comp = -0.44 dBA/m

Location: 4, -8.2, 3.7 mm



0 dB = 141.3 = 43.00 dB

## #19\_HAC\_T-Coil\_GSM850\_EDGE 2 Tx slots\_Ch189\_Axial (Z)

Communication System: GSM850 ; Frequency: 836.4 MHz

Medium: Air Medium parameters used:  $\sigma = 0$  S/m,  $\epsilon_r = 1$ ;  $\rho = 0$  kg/m<sup>3</sup>

Ambient Temperature : 23.3 °C

### DASY5 Configuration

- Probe: AM1DV3 - 3130; ; Calibrated: 2017/11/21
- Sensor-Surface: 0mm (Fix Surface)
- Electronics: DAE4 Sn853; Calibrated: 2017/7/19
- Phantom: HAC Test Arch with AMCC; Type: SD HAC P01 BA;
- Measurement SW: DASY52, Version 52.8 (8); SEMCAD X Version 14.6.10 (7373)


### General Scans/z (axial) 4.2mm 50 x 50/ABM Interpolated SNR(x,y,z) (121x121x1):

Interpolated grid: dx=1.000 mm, dy=1.000 mm

ABM1/ABM2 = 61.49 dB

ABM1 comp = 14.22 dBA/m

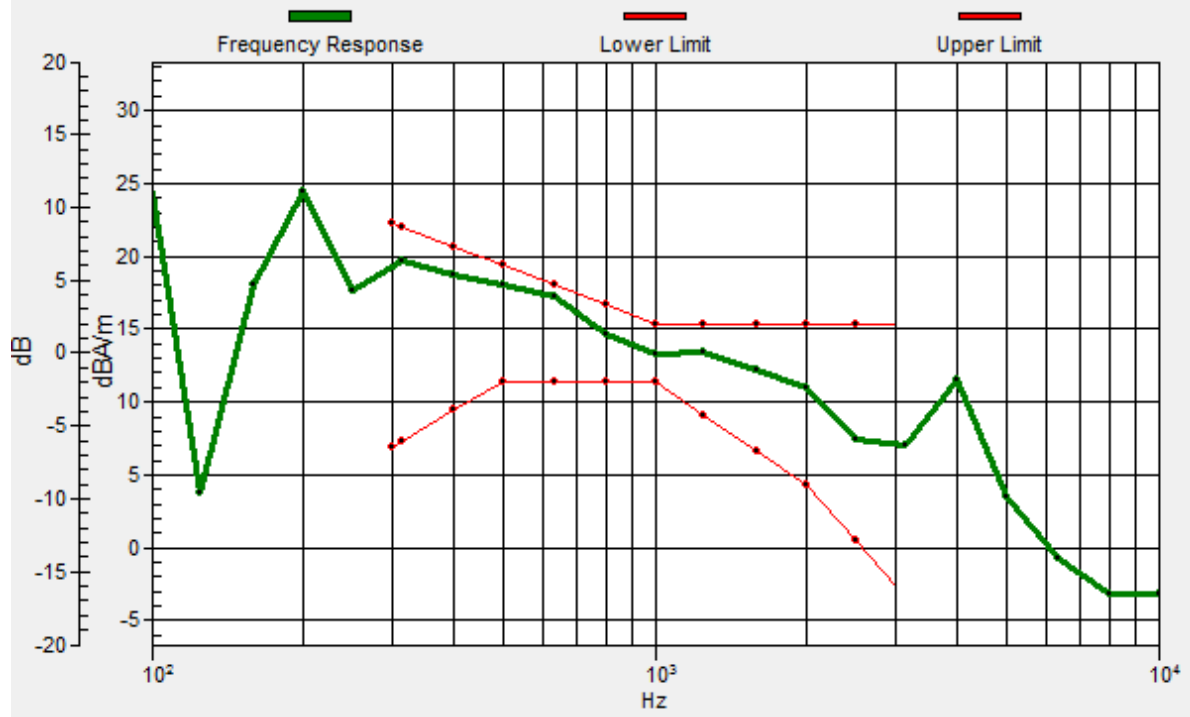
Location: 4, 2.3, 3.7 mm



0 dB = 1187 = 61.49 dB

# General Scans/z (axial) wideband at best S/N/ABM Freq Resp(x,y,z,f)

Loc: 4.3, 2.5, 3.7 mm Diff: 0.74dB





## #19\_HAC\_T-Coil\_GSM850\_EDGE 2 Tx slots\_Ch189\_Transversal (Y)

Communication System: GSM850 ; Frequency: 836.4 MHz

Medium: Air Medium parameters used:  $\sigma = 0$  S/m,  $\epsilon_r = 1$ ;  $\rho = 0$  kg/m<sup>3</sup>

Ambient Temperature : 23.3 °C

### DASY5 Configuration

- Probe: AM1DV3 - 3130; ; Calibrated: 2017/11/21
- Sensor-Surface: 0mm (Fix Surface)
- Electronics: DAE4 Sn853; Calibrated: 2017/7/19
- Phantom: HAC Test Arch with AMCC; Type: SD HAC P01 BA;
- Measurement SW: DASY52, Version 52.8 (8); SEMCAD X Version 14.6.10 (7373)


### General Scans/y (transversal) 4.2mm 50 x 50/ABM Interpolated SNR(x,y,z) (121x121x1):

Interpolated grid: dx=1.000 mm, dy=1.000 mm

ABM1/ABM2 = 54.65 dB

ABM1 comp = 7.31 dBA/m

Location: 4, 10, 3.7 mm



0 dB = 540.2 = 54.65 dB

## #20\_HAC\_T-Coil\_GSM1900\_EDGE 2 Tx slots\_Ch661\_Axial (Z)

Communication System: PCS ; Frequency: 1880 MHz

Medium: Air Medium parameters used:  $\sigma = 0$  S/m,  $\epsilon_r = 1$ ;  $\rho = 0$  kg/m<sup>3</sup>

Ambient Temperature : 23.3 °C

### DASY5 Configuration

- Probe: AM1DV3 - 3130; ; Calibrated: 2017/11/21

- Sensor-Surface: 0mm (Fix Surface)

- Electronics: DAE4 Sn853; Calibrated: 2017/7/19

- Phantom: HAC Test Arch with AMCC; Type: SD HAC P01 BA;

- Measurement SW: DASY52, Version 52.8 (8); SEMCAD X Version 14.6.10 (7373)


### General Scans/z (axial) 4.2mm 50 x 50/ABM Interpolated SNR(x,y,z) (121x121x1):

Interpolated grid: dx=1.000 mm, dy=1.000 mm

ABM1/ABM2 = 54.16 dB

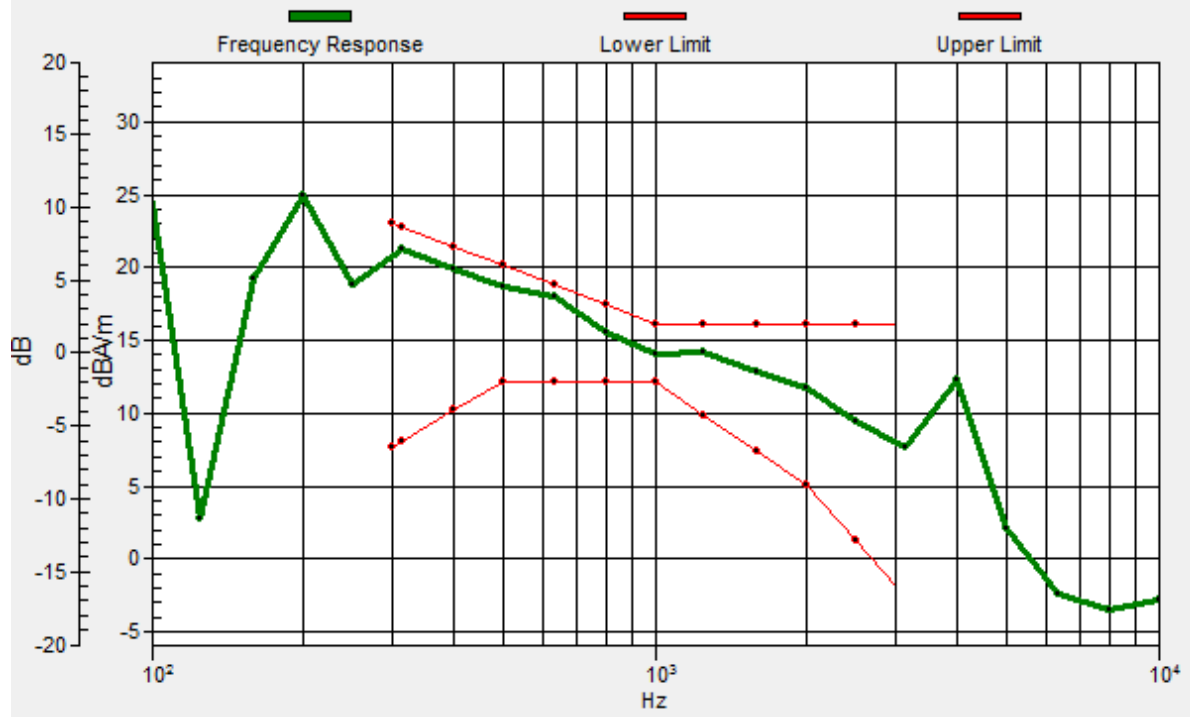
ABM1 comp = 14.25 dBA/m

Location: 4, 0.2, 3.7 mm



# General Scans/z (axial) wideband at best S/N/ABM Freq Resp(x,y,z,f)

Loc: 4.3, 0.6, 3.7 mm Diff: 0.78dB



## #20\_HAC\_T-Coil\_GSM1900\_EDGE 2 Tx slots\_Ch661\_Transversal (Y)

Communication System: PCS ; Frequency: 1880 MHz

Medium: Air Medium parameters used:  $\sigma = 0$  S/m,  $\epsilon_r = 1$ ;  $\rho = 0$  kg/m<sup>3</sup>

Ambient Temperature : 23.3 °C

### DASY5 Configuration

- Probe: AM1DV3 - 3130; ; Calibrated: 2017/11/21

- Sensor-Surface: 0mm (Fix Surface)

- Electronics: DAE4 Sn853; Calibrated: 2017/7/19

- Phantom: HAC Test Arch with AMCC; Type: SD HAC P01 BA;

- Measurement SW: DASY52, Version 52.8 (8); SEMCAD X Version 14.6.10 (7373)


### General Scans/y (transversal) 4.2mm 50 x 50/ABM Interpolated SNR(x,y,z) (121x121x1):

Interpolated grid: dx=1.000 mm, dy=1.000 mm

ABM1/ABM2 = 53.54 dB

ABM1 comp = 6.11 dBA/m

Location: 4.7, 10, 3.7 mm



0 dB = 475.2 = 53.54 dB

## #21\_HAC\_T-Coil\_WCDMA II\_HSPA\_Ch9400\_Axial (Z)

Communication System: WCDMA (0); Frequency: 1880 MHz

Medium: Air Medium parameters used:  $\sigma = 0$  S/m,  $\epsilon_r = 1$ ;  $\rho = 0$  kg/m<sup>3</sup>

Ambient Temperature : 23.3 °C

### DASY5 Configuration

- Probe: AM1DV3 - 3130; ; Calibrated: 2017/11/21

- Sensor-Surface: 0mm (Fix Surface)

- Electronics: DAE4 Sn853; Calibrated: 2017/7/19

- Phantom: HAC Test Arch with AMCC; Type: SD HAC P01 BA;

- Measurement SW: DASY52, Version 52.8 (8); SEMCAD X Version 14.6.10 (7373)


### General Scans/z (axial) 4.2mm 50 x 50/ABM Interpolated SNR(x,y,z) (121x121x1):

Interpolated grid: dx=1.000 mm, dy=1.000 mm

ABM1/ABM2 = 61.94 dB

ABM1 comp = 14.40 dBA/m

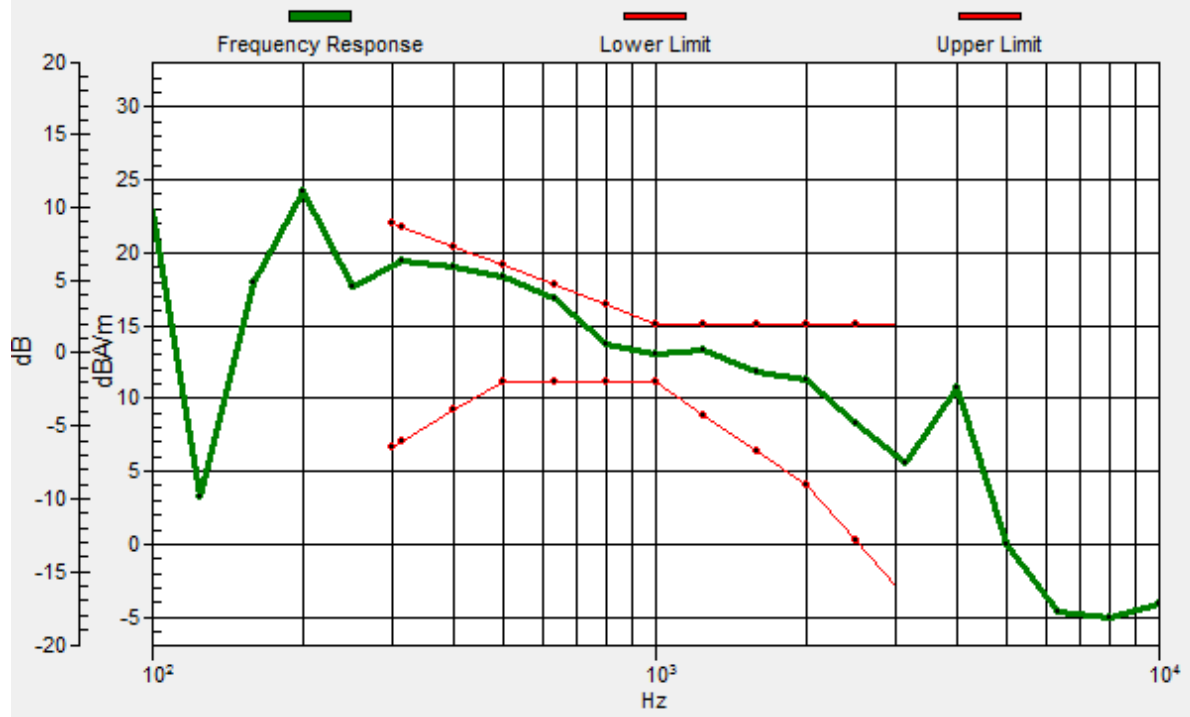
Location: 4, 2.3, 3.7 mm



0 dB = 1250 = 61.94 dB

# General Scans/z (axial) wideband at best S/N/ABM Freq Resp(x,y,z,f)

Loc: 4.3, 2.5, 3.7 mm Diff: 0.77dB



## #21\_HAC\_T-Coil\_WCDMA II\_HSPA\_Ch9400\_Transversal (Y)

Communication System: WCDMA ; Frequency: 1880 MHz

Medium: Air Medium parameters used:  $\sigma = 0$  S/m,  $\epsilon_r = 1$ ;  $\rho = 0$  kg/m<sup>3</sup>

Ambient Temperature : 23.3 °C

### DASY5 Configuration

- Probe: AM1DV3 - 3130; ; Calibrated: 2017/11/21
- Sensor-Surface: 0mm (Fix Surface)
- Electronics: DAE4 Sn853; Calibrated: 2017/7/19
- Phantom: HAC Test Arch with AMCC; Type: SD HAC P01 BA;
- Measurement SW: DASY52, Version 52.8 (8); SEMCAD X Version 14.6.10 (7373)


### General Scans/y (transversal) 4.2mm 50 x 50/ABM Interpolated SNR(x,y,z) (121x121x1):

Interpolated grid: dx=1.000 mm, dy=1.000 mm

ABM1/ABM2 = 55.06 dB

ABM1 comp = 7.08 dBA/m

Location: 4.7, 10, 3.7 mm



0 dB = 566.1 = 55.06 dB

## #22\_HAC\_T-Coil\_WCDMA IV\_HSPA\_Ch1413\_Axial (Z)

Communication System: WCDMA ; Frequency: 1732.6 MHz

Medium: Air Medium parameters used:  $\sigma = 0$  S/m,  $\epsilon_r = 1$ ;  $\rho = 0$  kg/m<sup>3</sup>

Ambient Temperature : 23.3 °C

### DASY5 Configuration

- Probe: AM1DV3 - 3130; ; Calibrated: 2017/11/21
- Sensor-Surface: 0mm (Fix Surface)
- Electronics: DAE4 Sn853; Calibrated: 2017/7/19
- Phantom: HAC Test Arch with AMCC; Type: SD HAC P01 BA;
- Measurement SW: DASY52, Version 52.8 (8); SEMCAD X Version 14.6.10 (7373)


### General Scans/z (axial) 4.2mm 50 x 50/ABM Interpolated SNR(x,y,z) (121x121x1):

Interpolated grid: dx=1.000 mm, dy=1.000 mm

ABM1/ABM2 = 62.36 dB

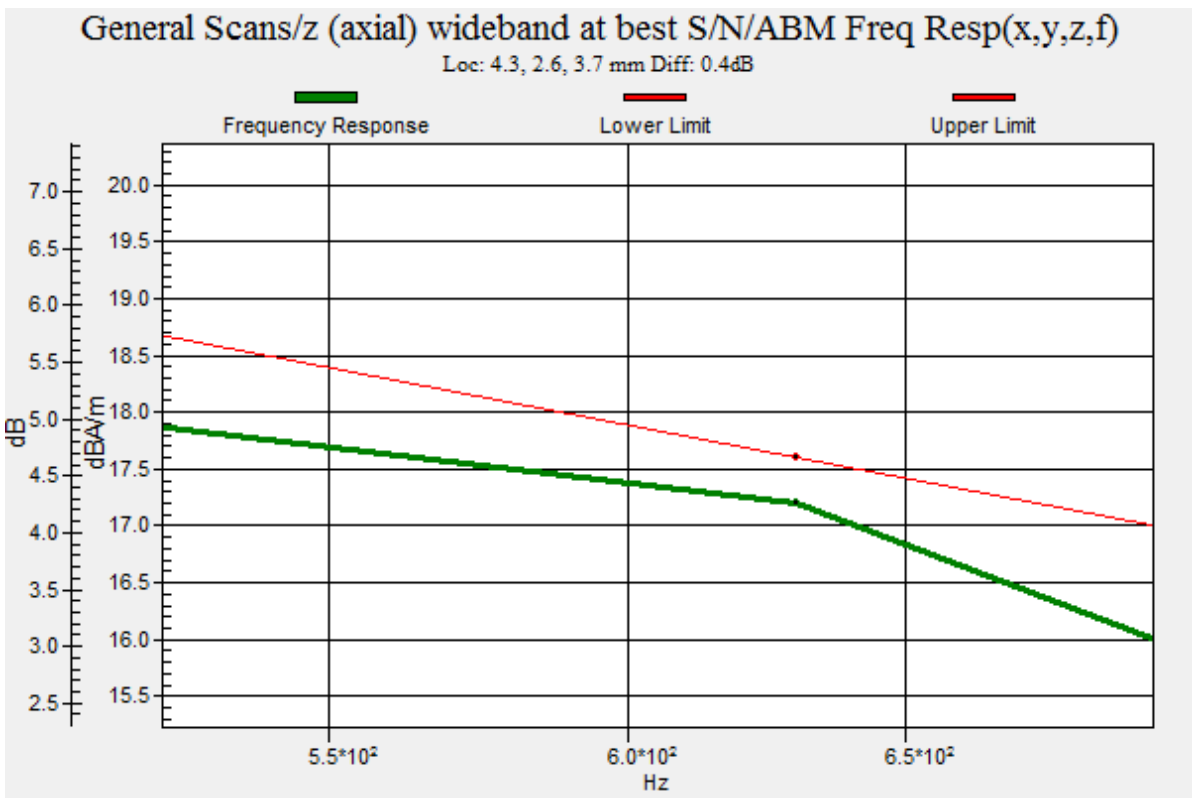
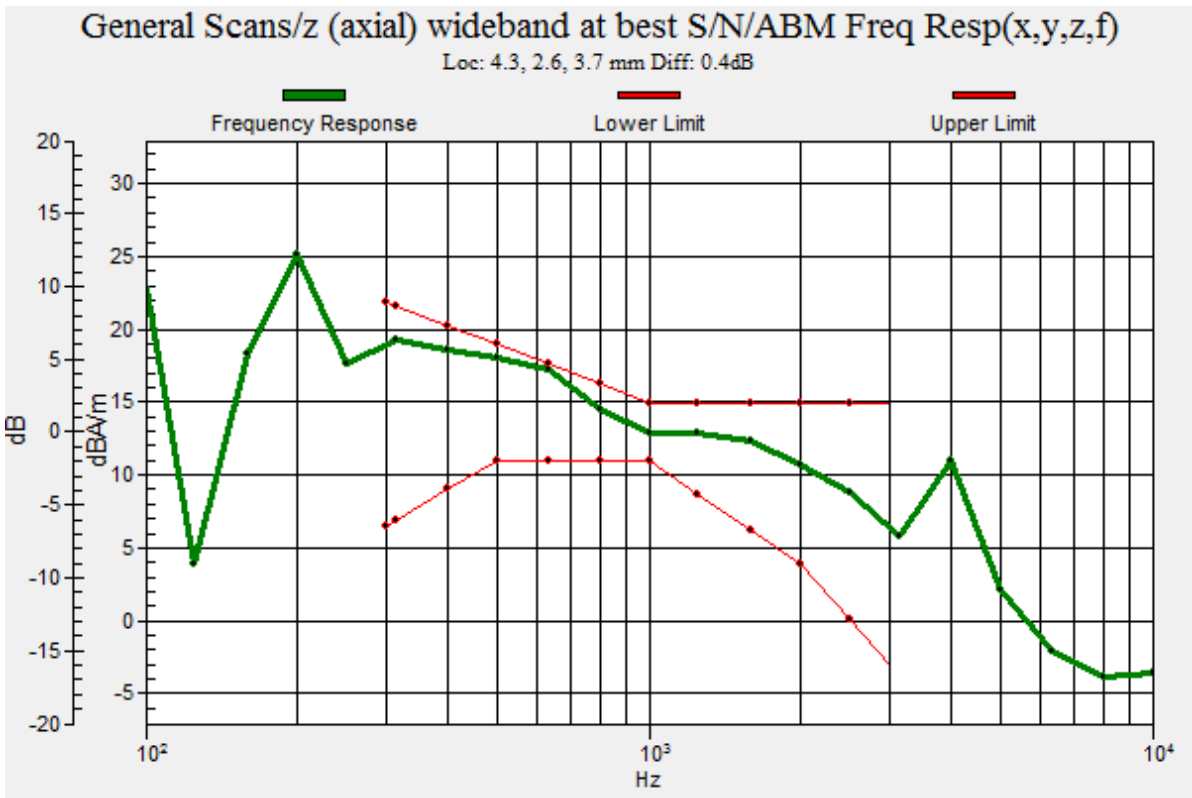
ABM1 comp = 14.32 dBA/m

Location: 4.7, 2.3, 3.7 mm



0 dB = 1313 = 62.36 dB





## #22\_HAC\_T-Coil\_WCDMA IV\_HSPA\_Ch1413\_Transversal (Y)

Communication System: WCDMA ; Frequency: 1732.6 MHz

Medium: Air Medium parameters used:  $\sigma = 0$  S/m,  $\epsilon_r = 1$ ;  $\rho = 0$  kg/m<sup>3</sup>

Ambient Temperature : 23.3 °C

### DASY5 Configuration

- Probe: AM1DV3 - 3130; ; Calibrated: 2017/11/21
- Sensor-Surface: 0mm (Fix Surface)
- Electronics: DAE4 Sn853; Calibrated: 2017/7/19
- Phantom: HAC Test Arch with AMCC; Type: SD HAC P01 BA;
- Measurement SW: DASY52, Version 52.8 (8); SEMCAD X Version 14.6.10 (7373)


### General Scans/y (transversal) 4.2mm 50 x 50/ABM Interpolated SNR(x,y,z) (121x121x1):

Interpolated grid: dx=1.000 mm, dy=1.000 mm

ABM1/ABM2 = 54.95 dB

ABM1 comp = 6.91 dBA/m

Location: 4.7, 10, 3.7 mm



0 dB = 558.9 = 54.95 dB

### #23\_HAC\_T-Coil\_WCDMA V\_HSPA\_Ch4182\_Axial (Z)

Communication System: WCDMA ; Frequency: 836.4 MHz

Medium: Air Medium parameters used:  $\sigma = 0$  S/m,  $\epsilon_r = 1$ ;  $\rho = 0$  kg/m<sup>3</sup>

Ambient Temperature : 23.3 °C

#### DASY5 Configuration

- Probe: AM1DV3 - 3130; ; Calibrated: 2017/11/21
- Sensor-Surface: 0mm (Fix Surface)
- Electronics: DAE4 Sn853; Calibrated: 2017/7/19
- Phantom: HAC Test Arch with AMCC; Type: SD HAC P01 BA;
- Measurement SW: DASY52, Version 52.8 (8); SEMCAD X Version 14.6.10 (7373)


#### General Scans/z (axial) 4.2mm 50 x 50/ABM Interpolated SNR(x,y,z) (121x121x1):

Interpolated grid: dx=1.000 mm, dy=1.000 mm

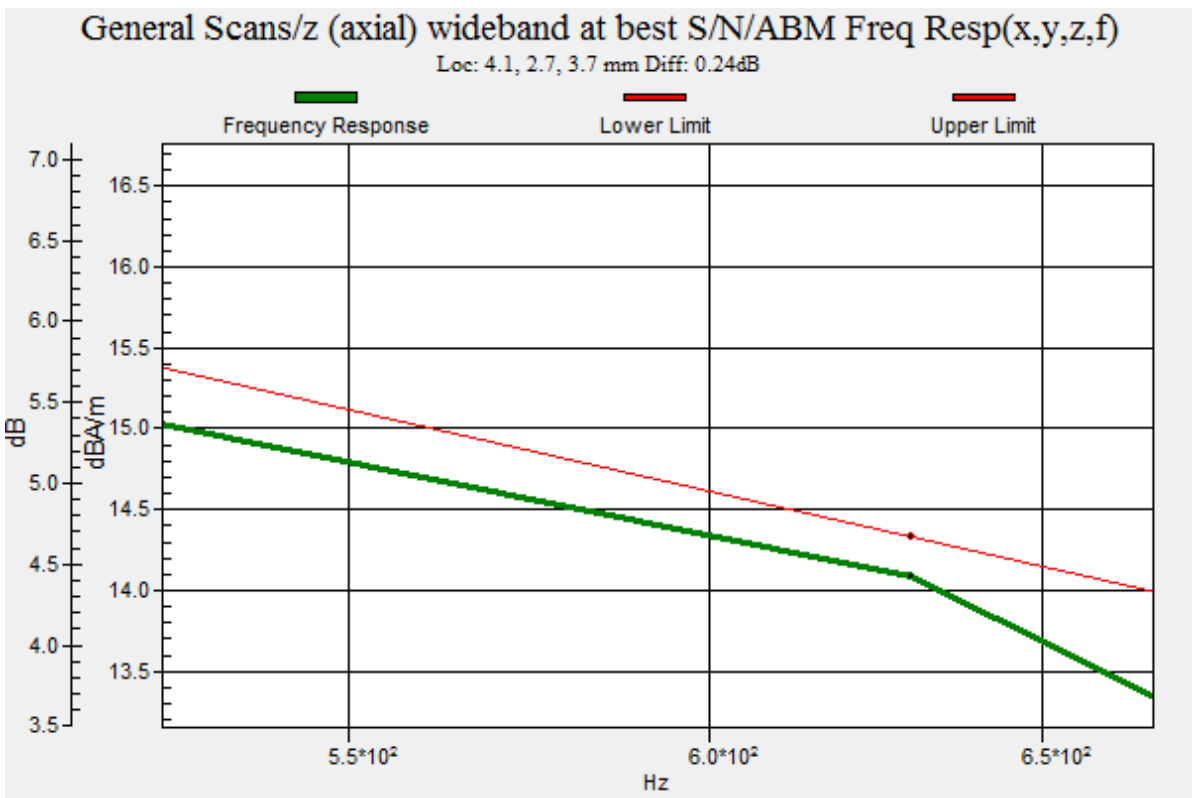
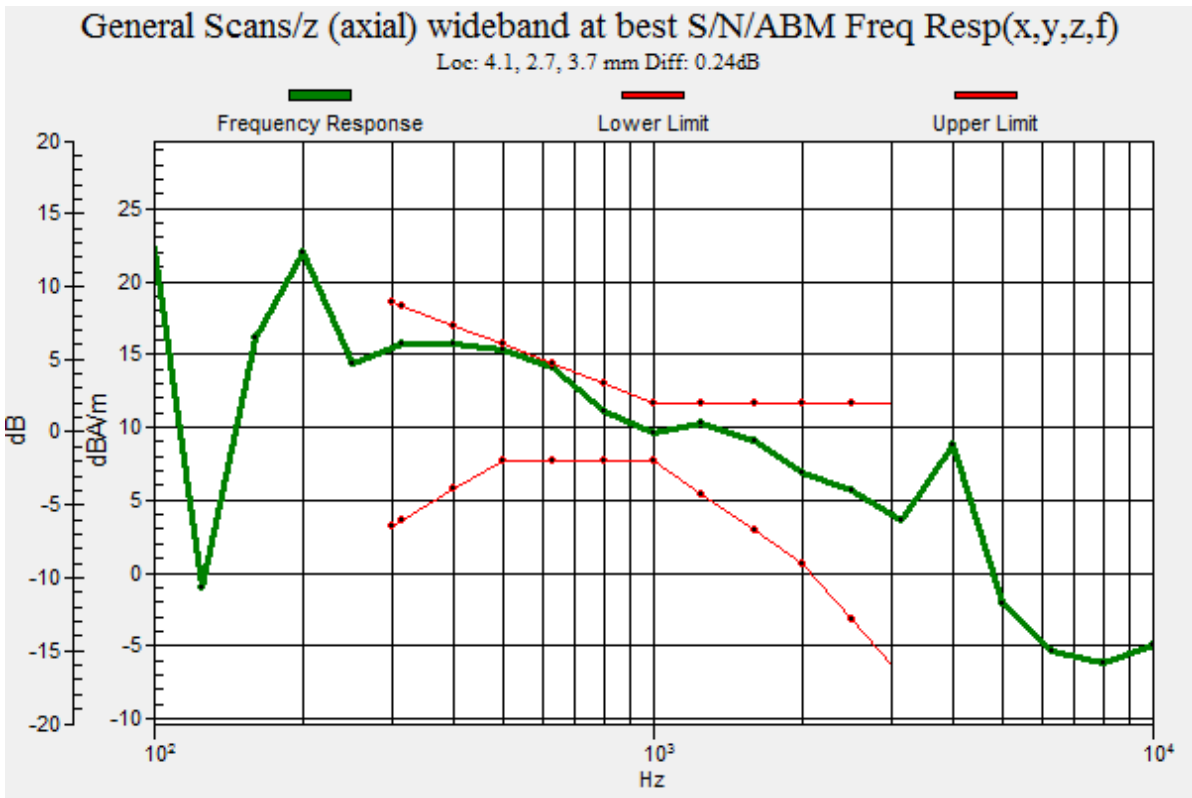
ABM1/ABM2 = 59.91 dB

ABM1 comp = 12.13 dBA/m

Location: 4, 2.3, 3.7 mm



0 dB = 989.4 = 59.91 dB



## #23\_HAC\_T-Coil\_WCDMA V\_HSPA\_Ch4182\_Transversal (Y)

Communication System: WCDMA ; Frequency: 836.4 MHz

Medium: Air Medium parameters used:  $\sigma = 0$  S/m,  $\epsilon_r = 1$ ;  $\rho = 0$  kg/m<sup>3</sup>

Ambient Temperature : 23.3 °C

### DASY5 Configuration

- Probe: AM1DV3 - 3130; ; Calibrated: 2017/11/21
- Sensor-Surface: 0mm (Fix Surface)
- Electronics: DAE4 Sn853; Calibrated: 2017/7/19
- Phantom: HAC Test Arch with AMCC; Type: SD HAC P01 BA;
- Measurement SW: DASY52, Version 52.8 (8); SEMCAD X Version 14.6.10 (7373)


### General Scans/y (transversal) 4.2mm 50 x 50/ABM Interpolated SNR(x,y,z) (121x121x1):

Interpolated grid: dx=1.000 mm, dy=1.000 mm

ABM1/ABM2 = 52.83 dB

ABM1 comp = 5.33 dBA/m

Location: 4.7, 9.3, 3.7 mm



0 dB = 437.9 = 52.83 dB

## #24\_HAC\_T-Coil\_CDMA BC0\_RTAP 153.6Kbps\_Ch384\_Axial (Z)

Communication System: CDMA ; Frequency: 836.52 MHz

Medium: Air Medium parameters used:  $\sigma = 0$  S/m,  $\epsilon_r = 1$ ;  $\rho = 0$  kg/m<sup>3</sup>

Ambient Temperature : 23.3 °C

### DASY5 Configuration

- Probe: AM1DV3 - 3130; ; Calibrated: 2017/11/21
- Sensor-Surface: 0mm (Fix Surface)
- Electronics: DAE4 Sn853; Calibrated: 2017/7/19
- Phantom: HAC Test Arch with AMCC; Type: SD HAC P01 BA;
- Measurement SW: DASY52, Version 52.8 (8); SEMCAD X Version 14.6.10 (7373)


### General Scans/z (axial) 4.2mm 50 x 50/ABM Interpolated SNR(x,y,z) (121x121x1):

Interpolated grid: dx=1.000 mm, dy=1.000 mm

ABM1/ABM2 = 62.72 dB

ABM1 comp = 14.41 dBA/m

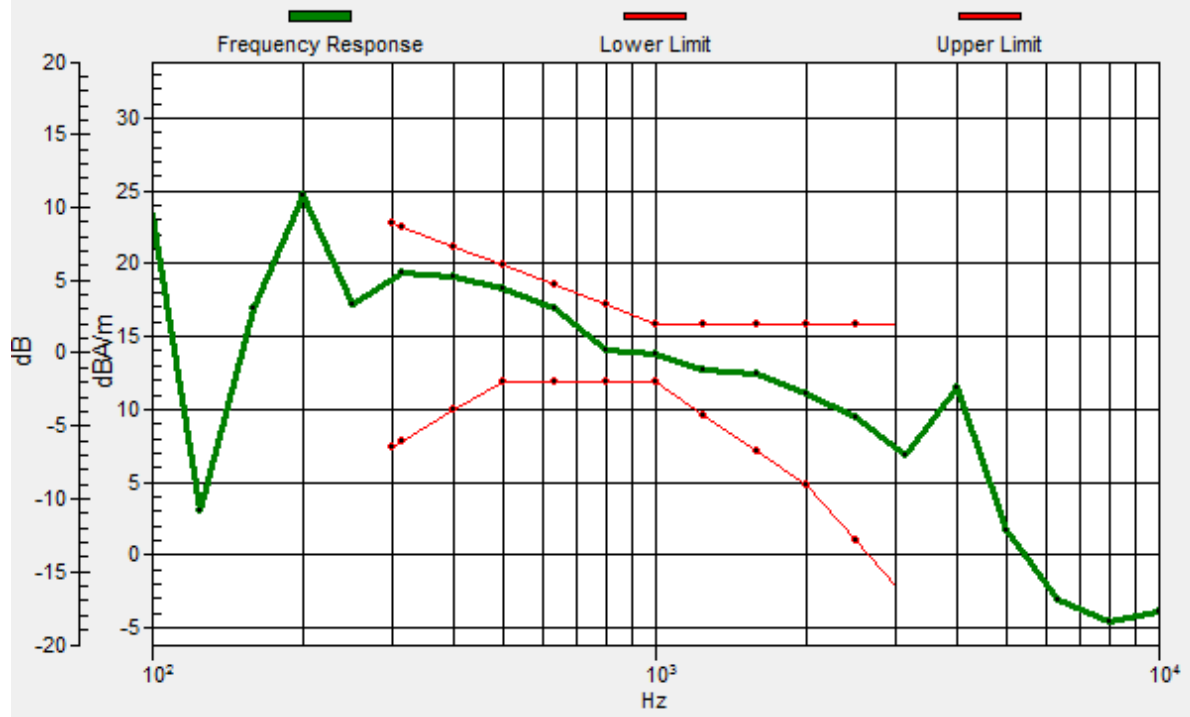
Location: 4.7, 2.3, 3.7 mm



0 dB = 1367 = 62.72 dB

# General Scans/z (axial) wideband at best S/N/ABM Freq Resp(x,y,z,f)

Loc: 4.4, 2.7, 3.7 mm Diff: 1.6dB



## #24\_HAC\_T-Coil\_CDMA BC0\_RTAP 153.6Kbps\_Ch384\_Transversal (Y)

Communication System: CDMA ; Frequency: 836.52 MHz

Medium: Air Medium parameters used:  $\sigma = 0$  S/m,  $\epsilon_r = 1$ ;  $\rho = 0$  kg/m<sup>3</sup>

Ambient Temperature : 23.3 °C

### DASY5 Configuration

- Probe: AM1DV3 - 3130; ; Calibrated: 2017/11/21
- Sensor-Surface: 0mm (Fix Surface)
- Electronics: DAE4 Sn853; Calibrated: 2017/7/19
- Phantom: HAC Test Arch with AMCC; Type: SD HAC P01 BA;
- Measurement SW: DASY52, Version 52.8 (8); SEMCAD X Version 14.6.10 (7373)


### General Scans/y (transversal) 4.2mm 50 x 50/ABM Interpolated SNR(x,y,z) (121x121x1):

Interpolated grid: dx=1.000 mm, dy=1.000 mm

ABM1/ABM2 = 55.16 dB

ABM1 comp = 7.06 dBA/m

Location: 4.7, 10, 3.7 mm



0 dB = 572.9 = 55.16 dB



## #25\_HAC\_T-Coil\_CDMA BC1\_RTAP 153.6Kbps\_Ch600\_Axial (Z)

Communication System: CDMA ; Frequency: 1880 MHz

Medium: Air Medium parameters used:  $\sigma = 0$  S/m,  $\epsilon_r = 1$ ;  $\rho = 0$  kg/m<sup>3</sup>

Ambient Temperature : 23.3 °C

### DASY5 Configuration

- Probe: AM1DV3 - 3130; ; Calibrated: 2017/11/21
- Sensor-Surface: 0mm (Fix Surface)
- Electronics: DAE4 Sn853; Calibrated: 2017/7/19
- Phantom: HAC Test Arch with AMCC; Type: SD HAC P01 BA;
- Measurement SW: DASY52, Version 52.8 (8); SEMCAD X Version 14.6.10 (7373)


### General Scans/z (axial) 4.2mm 50 x 50/ABM Interpolated SNR(x,y,z) (121x121x1):

Interpolated grid: dx=1.000 mm, dy=1.000 mm

ABM1/ABM2 = 62.84 dB

ABM1 comp = 14.08 dBA/m

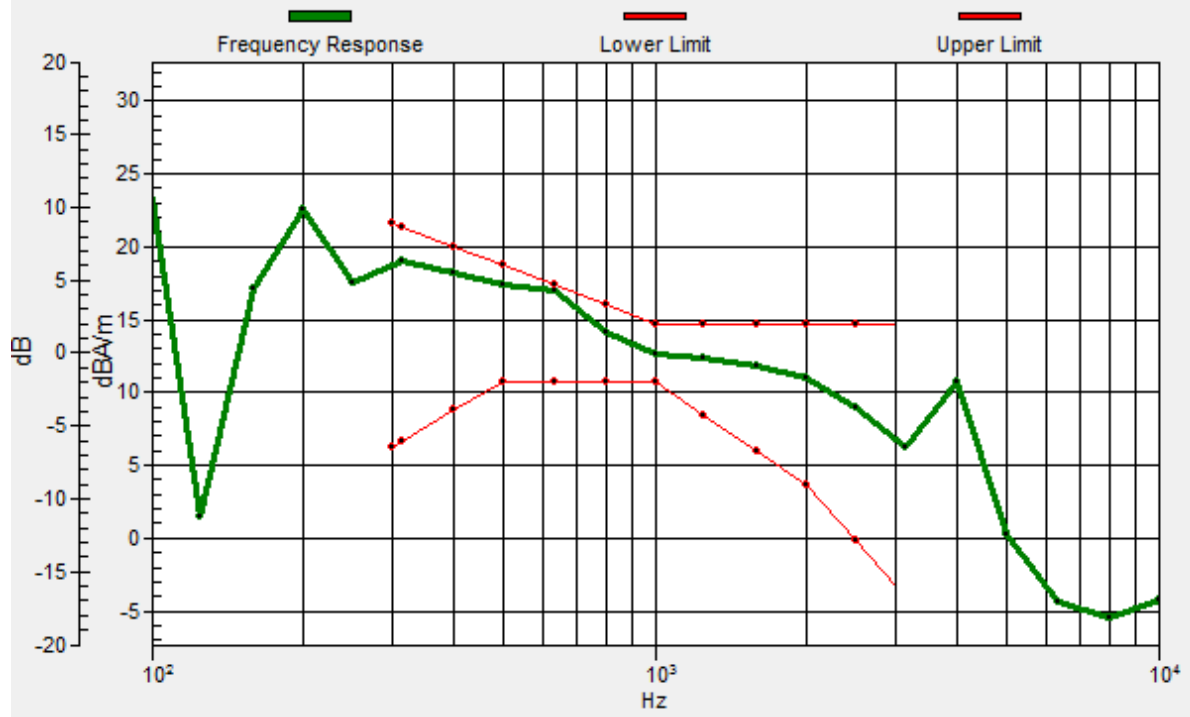
Location: 4.7, 3, 3.7 mm



0 dB = 1387 = 62.84 dB

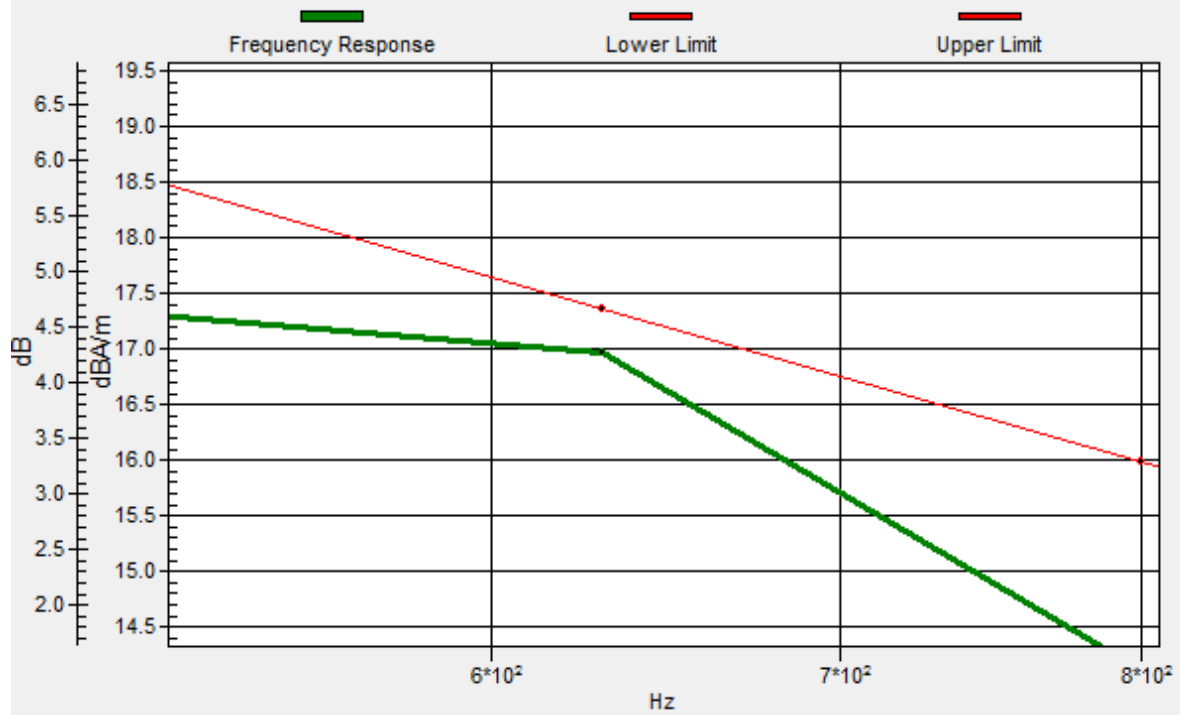
### General Scans/z (axial) wideband at best S/N/ABM Freq Resp(x,y,z,f)

Loc: 4.4, 2.8, 3.7 mm Diff: 0.4dB



### General Scans/z (axial) wideband at best S/N/ABM Freq Resp(x,y,z,f)

Loc: 4.4, 2.8, 3.7 mm Diff: 0.4dB



## #25\_HAC\_T-Coil\_CDMA BC1\_RTAP 153.6Kbps\_Ch600\_Transversal (Y)

Communication System: CDMA ; Frequency: 1880 MHz

Medium: Air Medium parameters used:  $\sigma = 0$  S/m,  $\epsilon_r = 1$ ;  $\rho = 0$  kg/m<sup>3</sup>

Ambient Temperature : 23.3 °C

### DASY5 Configuration

- Probe: AM1DV3 - 3130; ; Calibrated: 2017/11/21
- Sensor-Surface: 0mm (Fix Surface)
- Electronics: DAE4 Sn853; Calibrated: 2017/7/19
- Phantom: HAC Test Arch with AMCC; Type: SD HAC P01 BA;
- Measurement SW: DASY52, Version 52.8 (8); SEMCAD X Version 14.6.10 (7373)


### General Scans/y (transversal) 4.2mm 50 x 50/ABM Interpolated SNR(x,y,z) (121x121x1):

Interpolated grid: dx=1.000 mm, dy=1.000 mm

ABM1/ABM2 = 55.32 dB

ABM1 comp = 7.06 dBA/m

Location: 4.7, 10, 3.7 mm



0 dB = 583.1 = 55.32 dB

## #26\_HAC\_T-Coil\_LTE Band 5\_10M\_QPSK\_1RB\_0offset\_Ch20525\_Axial (Z)

Communication System: LTE ; Frequency: 836.5 MHz

Medium: Air Medium parameters used:  $\sigma = 0$  S/m,  $\epsilon_r = 1$ ;  $\rho = 0$  kg/m<sup>3</sup>

Ambient Temperature : 23.3 °C

### DASY5 Configuration

- Probe: AM1DV3 - 3130; ; Calibrated: 2017/11/21
- Sensor-Surface: 0mm (Fix Surface)
- Electronics: DAE4 Sn853; Calibrated: 2017/7/19
- Phantom: HAC Test Arch with AMCC; Type: SD HAC P01 BA;
- Measurement SW: DASY52, Version 52.8 (8); SEMCAD X Version 14.6.10 (7373)


### General Scans/z (axial) 4.2mm 50 x 50/ABM Interpolated SNR(x,y,z) (121x121x1):

Interpolated grid: dx=1.000 mm, dy=1.000 mm

ABM1/ABM2 = 61.86 dB

ABM1 comp = 14.10 dBA/m

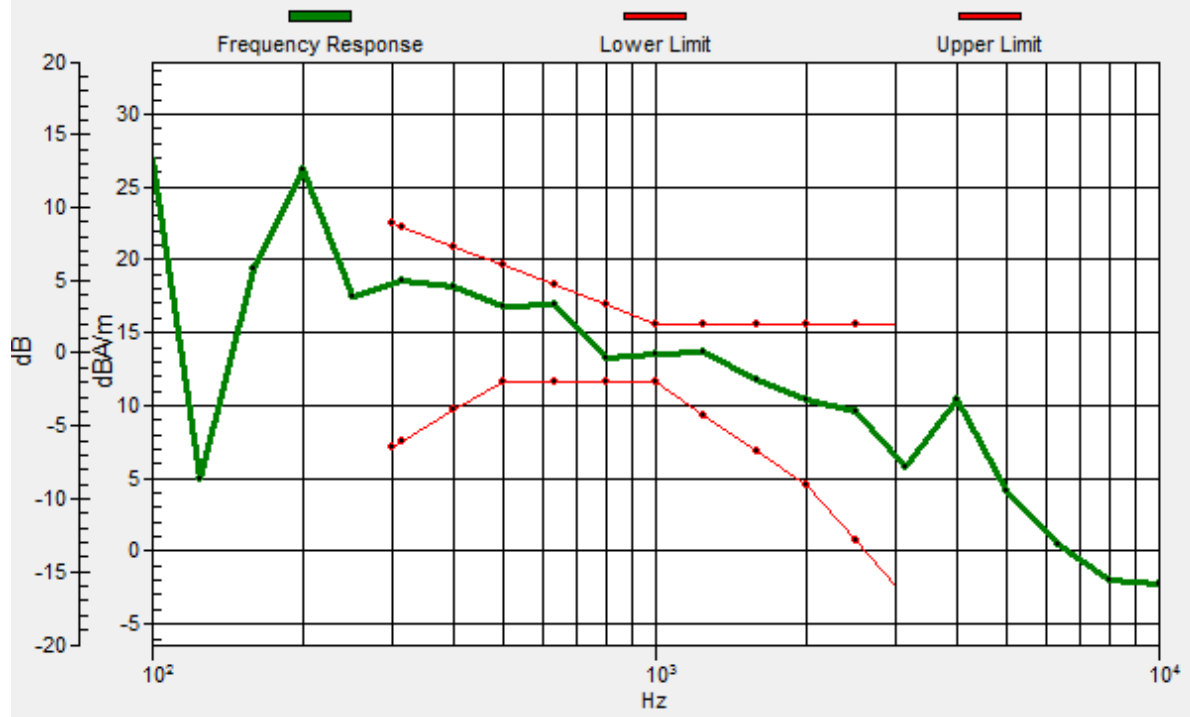
Location: 4, 2.3, 3.7 mm



0 dB = 1238 = 61.86 dB

# General Scans/z (axial) wideband at best S/N/ABM Freq Resp(x,y,z,f)

Loc: 4.2, 2.4, 3.7 mm Diff: 1.28dB



## #26\_HAC\_T-Coil\_LTE Band 5\_10M\_QPSK\_1RB\_0offset\_Ch20525\_Transversal (Y)

Communication System: LTE ; Frequency: 836.5 MHz

Medium: Air Medium parameters used:  $\sigma = 0$  S/m,  $\epsilon_r = 1$ ;  $\rho = 0$  kg/m<sup>3</sup>

Ambient Temperature : 23.3 °C

### DASY5 Configuration

- Probe: AM1DV3 - 3130; ; Calibrated: 2017/11/21
- Sensor-Surface: 0mm (Fix Surface)
- Electronics: DAE4 Sn853; Calibrated: 2017/7/19
- Phantom: HAC Test Arch with AMCC; Type: SD HAC P01 BA;
- Measurement SW: DASY52, Version 52.8 (8); SEMCAD X Version 14.6.10 (7373)


### General Scans/y (transversal) 4.2mm 50 x 50/ABM Interpolated SNR(x,y,z) (121x121x1):

Interpolated grid: dx=1.000 mm, dy=1.000 mm

ABM1/ABM2 = 54.38 dB

ABM1 comp = 6.89 dBA/m

Location: 4.7, 10, 3.7 mm



0 dB = 523.7 = 54.38 dB

## #27\_HAC\_T-Coil\_WLAN2.4GHz\_802.11b 1Mbps\_Ch6\_Axial (Z)

Communication System: 802.11b ; Frequency: 2437 MHz

Medium: Air Medium parameters used:  $\sigma = 0$  S/m,  $\epsilon_r = 1$ ;  $\rho = 0$  kg/m<sup>3</sup>

Ambient Temperature : 23.3 °C

### DASY5 Configuration

- Probe: AM1DV3 - 3130; ; Calibrated: 2017/11/21
- Sensor-Surface: 0mm (Fix Surface)
- Electronics: DAE4 Sn853; Calibrated: 2017/7/19
- Phantom: HAC Test Arch with AMCC; Type: SD HAC P01 BA;
- Measurement SW: DASY52, Version 52.8 (8); SEMCAD X Version 14.6.10 (7373)


### General Scans/z (axial) 4.2mm 50 x 50/ABM Interpolated SNR(x,y,z) (121x121x1):

Interpolated grid: dx=1.000 mm, dy=1.000 mm

ABM1/ABM2 = 65.01 dB

ABM1 comp = 15.56 dBA/m

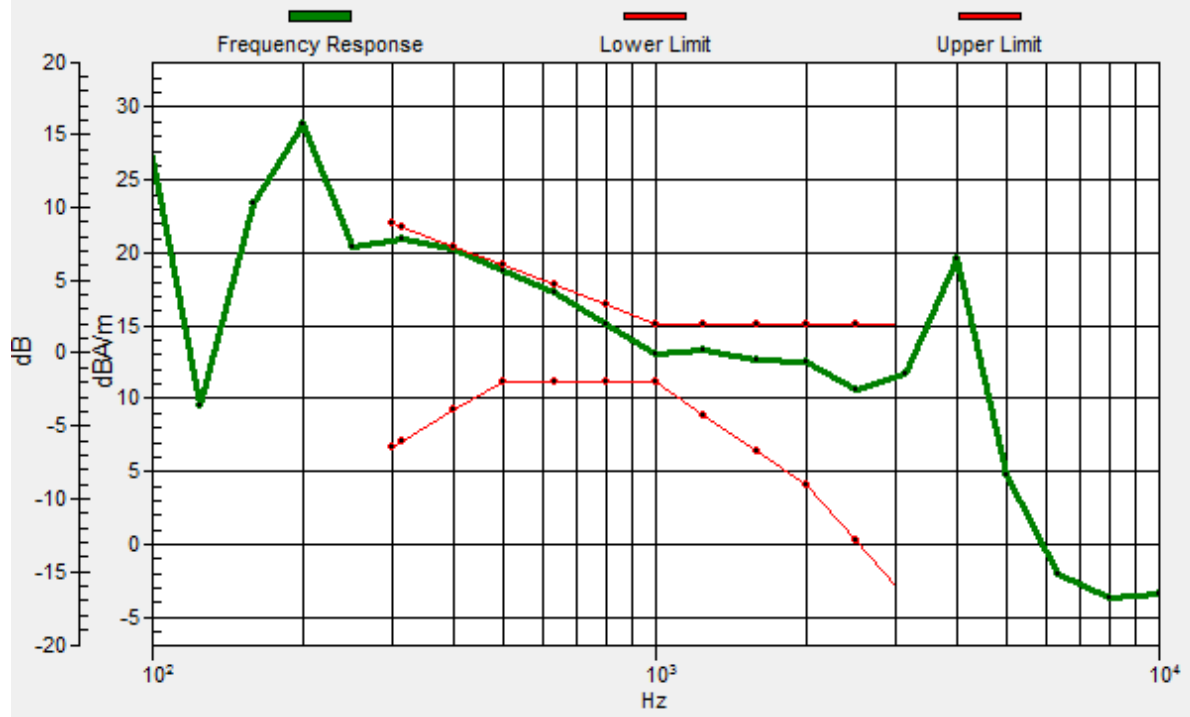
Location: 4, 3, 3.7 mm



0 dB = 1780 = 65.01 dB

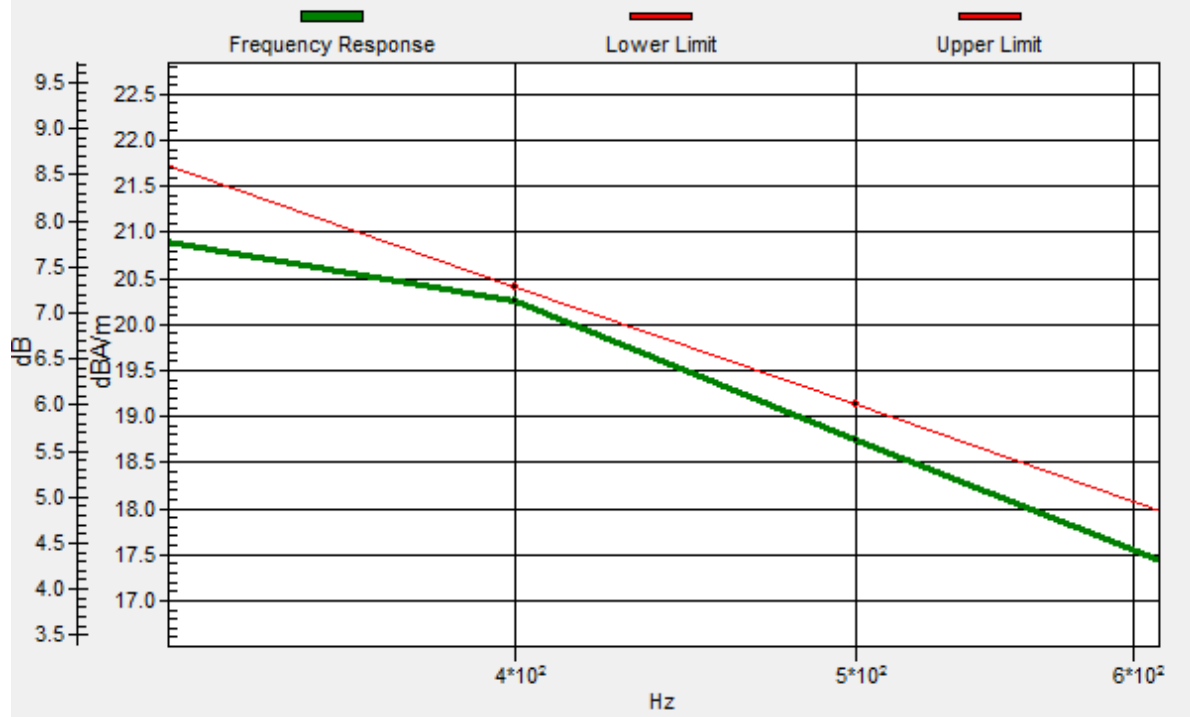
### General Scans/z (axial) wideband at best S/N/ABM Freq Resp(x,y,z,f)

Loc: 3.9, 2.8, 3.7 mm Diff: 0.15dB



### General Scans/z (axial) wideband at best S/N/ABM Freq Resp(x,y,z,f)

Loc: 3.9, 2.8, 3.7 mm Diff: 0.15dB





## #27\_HAC\_T-Coil\_WLAN2.4GHz\_802.11b 1Mbps\_Ch6\_Transversal (Y)

Communication System: 802.11b ; Frequency: 2437 MHz

Medium: Air Medium parameters used:  $\sigma = 0$  S/m,  $\epsilon_r = 1$ ;  $\rho = 0$  kg/m<sup>3</sup>

Ambient Temperature : 23.3 °C

### DASY5 Configuration

- Probe: AM1DV3 - 3130; ; Calibrated: 2017/11/21
- Sensor-Surface: 0mm (Fix Surface)
- Electronics: DAE4 Sn853; Calibrated: 2017/7/19
- Phantom: HAC Test Arch with AMCC; Type: SD HAC P01 BA;
- Measurement SW: DASY52, Version 52.8 (8); SEMCAD X Version 14.6.10 (7373)


### General Scans/y (transversal) 4.2mm 50 x 50/ABM Interpolated SNR(x,y,z) (121x121x1):

Interpolated grid: dx=1.000 mm, dy=1.000 mm

ABM1/ABM2 = 50.98 dB

ABM1 comp = 5.05 dBA/m

Location: 1.9, -4.7, 3.7 mm



0 dB = 354.2 = 50.98 dB

## #28\_HAC\_T-Coil\_WLAN5GHz\_802.11a 6Mbps\_Ch124\_Axial (Z)

Communication System: 802.11a ; Frequency: 5620 MHz

Medium: Air Medium parameters used:  $\sigma = 0$  S/m,  $\epsilon_r = 1$ ;  $\rho = 0$  kg/m<sup>3</sup>

Ambient Temperature : 23.3 °C

### DASY5 Configuration

- Probe: AM1DV3 - 3130; ; Calibrated: 2017/11/21
- Sensor-Surface: 0mm (Fix Surface)
- Electronics: DAE4 Sn853; Calibrated: 2017/7/19
- Phantom: HAC Test Arch with AMCC; Type: SD HAC P01 BA;
- Measurement SW: DASY52, Version 52.8 (8); SEMCAD X Version 14.6.10 (7373)


### General Scans/z (axial) 4.2mm 50 x 50/ABM Interpolated SNR(x,y,z) (121x121x1):

Interpolated grid: dx=1.000 mm, dy=1.000 mm

ABM1/ABM2 = 66.15 dB

ABM1 comp = 16.26 dBA/m

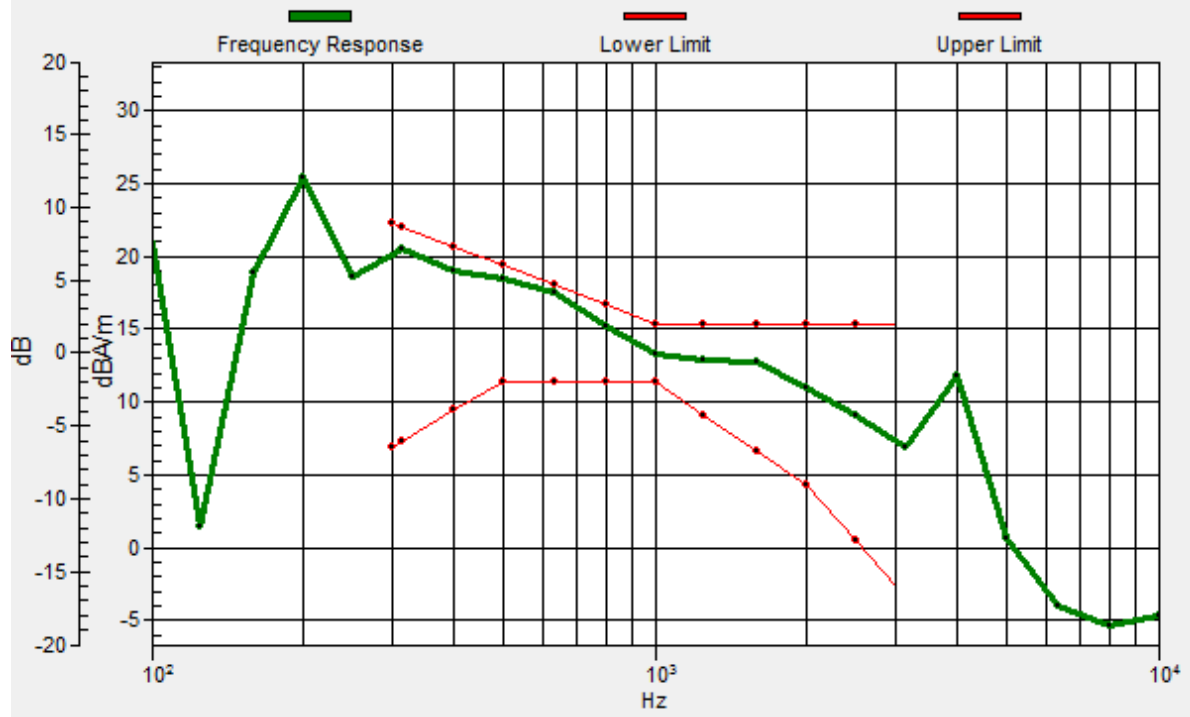
Location: 4, 3, 3.7 mm



0 dB = 2030 = 66.15 dB

# General Scans/z (axial) wideband at best S/N/ABM Freq Resp(x,y,z,f)

Loc: 3.9, 2.8, 3.7 mm Diff: 0.47dB



## #28\_HAC\_T-Coil\_WLAN5GHz\_802.11a 6Mbps\_Ch124\_Transversal (Y)

Communication System: 802.11a ; Frequency: 5620 MHz

Medium: Air Medium parameters used:  $\sigma = 0$  S/m,  $\epsilon_r = 1$ ;  $\rho = 0$  kg/m<sup>3</sup>

Ambient Temperature : 23.3 °C

### DASY5 Configuration

- Probe: AM1DV3 - 3130; ; Calibrated: 2017/11/21
- Sensor-Surface: 0mm (Fix Surface)
- Electronics: DAE4 Sn853; Calibrated: 2017/7/19
- Phantom: HAC Test Arch with AMCC; Type: SD HAC P01 BA;
- Measurement SW: DASY52, Version 52.8 (8); SEMCAD X Version 14.6.10 (7373)


### General Scans/y (transversal) 4.2mm 50 x 50/ABM Interpolated SNR(x,y,z) (121x121x1):

Interpolated grid: dx=1.000 mm, dy=1.000 mm

ABM1/ABM2 = 55.01 dB

ABM1 comp = 6.68 dBA/m

Location: 3.3, -4.7, 3.7 mm



0 dB = 563.1 = 55.01 dB