

#01_HAC_E_GSM850_GSM Voice_Ch128

Communication System: GSM-FDD (TDMA, GMSK); Frequency: 824.2 MHz; Duty Cycle: 1:8.6896

Medium: Air Medium parameters used: $\sigma = 0$ S/m, $\epsilon_r = 1$; $\rho = 0$ kg/m³

Ambient Temperature : 23.5 °C

DASY5 Configuration

- Probe: ER3DV6 - SN2358; ConvF(1, 1, 1); Calibrated: 2018/1/19;
- Sensor-Surface: (Fix Surface)
- Electronics: DAE4 Sn854; Calibrated: 2017/5/2
- Phantom: HAC Test Arch with AMCC; Type: SD HAC P01 BA;
- Measurement SW: DASY52, Version 52.8 (8); SEMCAD X Version 14.6.10 (7373)

E Scan - ER3D: 15 mm from Probe Center to the Device/Hearing Aid Compatibility Test

(101x101x1): Interpolated grid: dx=0.5000 mm, dy=0.5000 mm

Device Reference Point: 0, 0, -6.3 mm

Reference Value = 47.60 V/m; Power Drift = 0.02 dB

Applied MIF = 3.63 dB

RF audio interference level = 36.24 dBV/m

Emission category: M4

MIF scaled E-field


Grid 1 M4 34.77 dBV/m	Grid 2 M4 36.24 dBV/m	Grid 3 M4 36.24 dBV/m
Grid 4 M4 34.27 dBV/m	Grid 5 M4 36.01 dBV/m	Grid 6 M4 36.01 dBV/m
Grid 7 M4 33.87 dBV/m	Grid 8 M4 35.55 dBV/m	Grid 9 M4 35.55 dBV/m

Cursor:

Total = 36.24 dBV/m

E Category: M4

Location: -8, -25, 8.7 mm



0 dB = 64.90 V/m = 36.24 dBV/m

#02_HAC_E_GSM850_GSM Voice_Ch189

Communication System: GSM-FDD (TDMA, GMSK); Frequency: 836.4 MHz; Duty Cycle: 1:8.6896

Medium: Air Medium parameters used: $\sigma = 0$ S/m, $\epsilon_r = 1$; $\rho = 0$ kg/m³

Ambient Temperature : 23.5 °C

DASY5 Configuration

- Probe: ER3DV6 - SN2358; ConvF(1, 1, 1); Calibrated: 2018/1/19;
- Sensor-Surface: (Fix Surface)
- Electronics: DAE4 Sn854; Calibrated: 2017/5/2
- Phantom: HAC Test Arch with AMCC; Type: SD HAC P01 BA;
- Measurement SW: DASY52, Version 52.8 (8); SEMCAD X Version 14.6.10 (7373)

E Scan - ER3D: 15 mm from Probe Center to the Device/Hearing Aid Compatibility Test

(101x101x1): Interpolated grid: dx=0.5000 mm, dy=0.5000 mm

Device Reference Point: 0, 0, -6.3 mm

Reference Value = 46.75 V/m; Power Drift = -0.03 dB

Applied MIF = 3.63 dB

RF audio interference level = 36.74 dBV/m

Emission category: M4

MIF scaled E-field


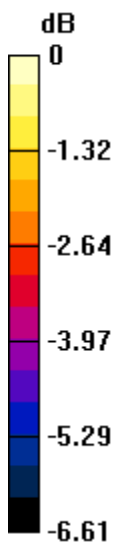
Grid 1 M4 35.11 dBV/m	Grid 2 M4 36.74 dBV/m	Grid 3 M4 36.74 dBV/m
Grid 4 M4 34.08 dBV/m	Grid 5 M4 36.25 dBV/m	Grid 6 M4 36.26 dBV/m
Grid 7 M4 33.36 dBV/m	Grid 8 M4 35.37 dBV/m	Grid 9 M4 35.37 dBV/m

Cursor:

Total = 36.74 dBV/m

E Category: M4

Location: -8.5, -22, 8.7 mm



0 dB = 68.67 V/m = 36.74 dBV/m

#03_HAC_E_GSM850_GSM Voice_Ch251

Communication System: GSM-FDD (TDMA, GMSK); Frequency: 848.8 MHz; Duty Cycle: 1:8.6896

Medium: Air Medium parameters used: $\sigma = 0$ S/m, $\epsilon_r = 1$; $\rho = 0$ kg/m³

Ambient Temperature : 23.5 °C

DASY5 Configuration

- Probe: ER3DV6 - SN2358; ConvF(1, 1, 1); Calibrated: 2018/1/19;
- Sensor-Surface: (Fix Surface)
- Electronics: DAE4 Sn854; Calibrated: 2017/5/2
- Phantom: HAC Test Arch with AMCC; Type: SD HAC P01 BA;
- Measurement SW: DASY52, Version 52.8 (8); SEMCAD X Version 14.6.10 (7373)

E Scan - ER3D: 15 mm from Probe Center to the Device/Hearing Aid Compatibility Test

(101x101x1): Interpolated grid: dx=0.5000 mm, dy=0.5000 mm

Device Reference Point: 0, 0, -6.3 mm

Reference Value = 39.04 V/m; Power Drift = 0.02 dB

Applied MIF = 3.63 dB

RF audio interference level = 35.56 dBV/m

Emission category: M4

MIF scaled E-field


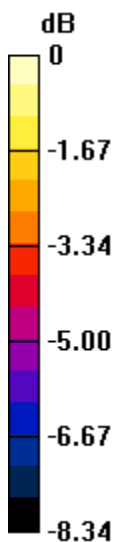
Grid 1 M4 33.53 dBV/m	Grid 2 M4 35.56 dBV/m	Grid 3 M4 35.55 dBV/m
Grid 4 M4 32.32 dBV/m	Grid 5 M4 34.89 dBV/m	Grid 6 M4 34.95 dBV/m
Grid 7 M4 31.54 dBV/m	Grid 8 M4 34.01 dBV/m	Grid 9 M4 34.05 dBV/m

Cursor:

Total = 35.56 dBV/m

E Category: M4

Location: -8, -25, 8.7 mm



0 dB = 59.97 V/m = 35.56 dBV/m

#04_HAC_E_GSM1900_GSM Voice_Ch512

Communication System: GSM-FDD (TDMA, GMSK); Frequency: 1850.2 MHz; Duty Cycle: 1:8.6896

Medium: Air Medium parameters used: $\sigma = 0$ S/m, $\epsilon_r = 1$; $\rho = 0$ kg/m³

Ambient Temperature : 23.5 °C

DASY5 Configuration

- Probe: ER3DV6 - SN2358; ConvF(1, 1, 1); Calibrated: 2018/1/19;
- Sensor-Surface: (Fix Surface)
- Electronics: DAE4 Sn854; Calibrated: 2017/5/2
- Phantom: HAC Test Arch with AMCC; Type: SD HAC P01 BA;
- Measurement SW: DASY52, Version 52.8 (8); SEMCAD X Version 14.6.10 (7373)

E Scan - ER3D: 15 mm from Probe Center to the Device/Hearing Aid Compatibility Test

(101x101x1): Interpolated grid: dx=0.5000 mm, dy=0.5000 mm

Device Reference Point: 0, 0, -6.3 mm

Reference Value = 11.09 V/m; Power Drift = -0.06 dB

Applied MIF = 3.63 dB

RF audio interference level = 29.42 dBV/m

Emission category: M4

MIF scaled E-field


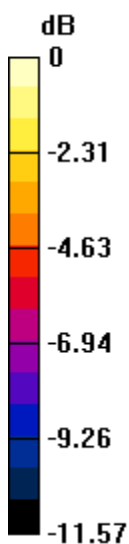
Grid 1 M4 21.21 dBV/m	Grid 2 M4 21.5 dBV/m	Grid 3 M4 21.3 dBV/m
Grid 4 M4 23.24 dBV/m	Grid 5 M4 26.58 dBV/m	Grid 6 M4 26.59 dBV/m
Grid 7 M4 26.98 dBV/m	Grid 8 M4 29.42 dBV/m	Grid 9 M4 29.38 dBV/m

Cursor:

Total = 29.42 dBV/m

E Category: M4

Location: -6.5, 25, 8.7 mm



0 dB = 29.58 V/m = 29.42 dBV/m

#05_HAC_E_GSM1900_GSM Voice_Ch661

Communication System: GSM-FDD (TDMA, GMSK); Frequency: 1880 MHz; Duty Cycle: 1:8.6896

Medium: Air Medium parameters used: $\sigma = 0$ S/m, $\epsilon_r = 1$; $\rho = 0$ kg/m³

Ambient Temperature : 23.5 °C

DASY5 Configuration

- Probe: ER3DV6 - SN2358; ConvF(1, 1, 1); Calibrated: 2018/1/19;
- Sensor-Surface: (Fix Surface)
- Electronics: DAE4 Sn854; Calibrated: 2017/5/2
- Phantom: HAC Test Arch with AMCC; Type: SD HAC P01 BA;
- Measurement SW: DASY52, Version 52.8 (8); SEMCAD X Version 14.6.10 (7373)

E Scan - ER3D: 15 mm from Probe Center to the Device/Hearing Aid Compatibility Test

(101x101x1): Interpolated grid: dx=0.5000 mm, dy=0.5000 mm

Device Reference Point: 0, 0, -6.3 mm

Reference Value = 11.59 V/m; Power Drift = 0.15 dB

Applied MIF = 3.63 dB

RF audio interference level = 29.34 dBV/m

Emission category: M4

MIF scaled E-field


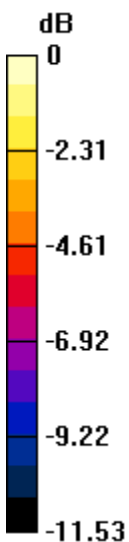
Grid 1 M4 20.98 dBV/m	Grid 2 M4 22.08 dBV/m	Grid 3 M4 22.32 dBV/m
Grid 4 M4 23.52 dBV/m	Grid 5 M4 26.77 dBV/m	Grid 6 M4 26.78 dBV/m
Grid 7 M4 26.7 dBV/m	Grid 8 M4 29.34 dBV/m	Grid 9 M4 29.29 dBV/m

Cursor:

Total = 29.34 dBV/m

E Category: M4

Location: -6.5, 25, 8.7 mm



0 dB = 29.31 V/m = 29.34 dBV/m

#06_HAC_E_GSM1900_GSM Voice_Ch810

Communication System: GSM-FDD (TDMA, GMSK); Frequency: 1909.8 MHz; Duty Cycle: 1:8.6896

Medium: Air Medium parameters used: $\sigma = 0$ S/m, $\epsilon_r = 1$; $\rho = 0$ kg/m³

Ambient Temperature : 23.5 °C

DASY5 Configuration

- Probe: ER3DV6 - SN2358; ConvF(1, 1, 1); Calibrated: 2018/1/19;
- Sensor-Surface: (Fix Surface)
- Electronics: DAE4 Sn854; Calibrated: 2017/5/2
- Phantom: HAC Test Arch with AMCC; Type: SD HAC P01 BA;
- Measurement SW: DASY52, Version 52.8 (8); SEMCAD X Version 14.6.10 (7373)

E Scan - ER3D: 15 mm from Probe Center to the Device/Hearing Aid Compatibility Test

(101x101x1): Interpolated grid: dx=0.5000 mm, dy=0.5000 mm

Device Reference Point: 0, 0, -6.3 mm

Reference Value = 10.18 V/m; Power Drift = 0.12 dB

Applied MIF = 3.63 dB

RF audio interference level = 27.94 dBV/m

Emission category: M4

MIF scaled E-field


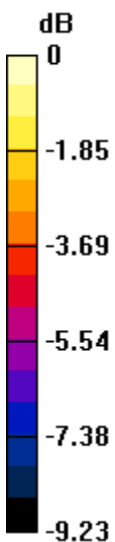
Grid 1 M4 22.13 dBV/m	Grid 2 M4 22.15 dBV/m	Grid 3 M4 22.43 dBV/m
Grid 4 M4 22.2 dBV/m	Grid 5 M4 25.76 dBV/m	Grid 6 M4 25.81 dBV/m
Grid 7 M4 24.64 dBV/m	Grid 8 M4 27.94 dBV/m	Grid 9 M4 27.94 dBV/m

Cursor:

Total = 27.94 dBV/m

E Category: M4

Location: -8.5, 25, 8.7 mm



0 dB = 24.95 V/m = 27.94 dBV/m

#07_HAC_E_CDMA BC0_1xRTT, RC1 SO3, 18th Rate_Ch1013

Communication System: CDMA2000, RC1, SO3, 1/8th Rate 25 fr.; Frequency: 824.7 MHz; Duty Cycle: 1:17.7419

Medium: Air Medium parameters used: $\sigma = 0$ S/m, $\epsilon_r = 1$; $\rho = 0$ kg/m³

Ambient Temperature : 23.5 °C

DASY5 Configuration

- Probe: ER3DV6 - SN2358; ConvF(1, 1, 1); Calibrated: 2018/1/19;
- Sensor-Surface: (Fix Surface)
- Electronics: DAE4 Sn854; Calibrated: 2017/5/2
- Phantom: HAC Test Arch with AMCC; Type: SD HAC P01 BA;
- Measurement SW: DASY52, Version 52.8 (8); SEMCAD X Version 14.6.10 (7373)

E Scan - ER3D: 15 mm from Probe Center to the Device/Hearing Aid Compatibility Test

(101x101x1): Interpolated grid: dx=0.5000 mm, dy=0.5000 mm

Device Reference Point: 0, 0, -6.3 mm

Reference Value = 21.17 V/m; Power Drift = 0.01 dB

Applied MIF = 3.26 dB

RF audio interference level = 29.51 dBV/m

Emission category: M4

MIF scaled E-field


Grid 1 M4 27.88 dBV/m	Grid 2 M4 29.27 dBV/m	Grid 3 M4 29.51 dBV/m
Grid 4 M4 27.1 dBV/m	Grid 5 M4 28.43 dBV/m	Grid 6 M4 28.46 dBV/m
Grid 7 M4 26.08 dBV/m	Grid 8 M4 28.86 dBV/m	Grid 9 M4 26.89 dBV/m

Cursor:

Total = 29.51 dBV/m

E Category: M4

Location: -14.5, -25, 8.7 mm



0 dB = 29.88 V/m = 29.51 dBV/m

#08_HAC_E_CDMA BC0_1xRTT, RC1 SO3, 18th Rate_Ch384

Communication System: CDMA2000, RC1, SO3, 1/8th Rate 25 fr.; Frequency: 836.52 MHz; Duty Cycle: 1:17.7419

Medium: Air Medium parameters used: $\sigma = 0$ S/m, $\epsilon_r = 1$; $\rho = 0$ kg/m³

Ambient Temperature : 23.5 °C

DASY5 Configuration

- Probe: ER3DV6 - SN2358; ConvF(1, 1, 1); Calibrated: 2018/1/19;
- Sensor-Surface: (Fix Surface)
- Electronics: DAE4 Sn854; Calibrated: 2017/5/2
- Phantom: HAC Test Arch with AMCC; Type: SD HAC P01 BA;
- Measurement SW: DASY52, Version 52.8 (8); SEMCAD X Version 14.6.10 (7373)

E Scan - ER3D: 15 mm from Probe Center to the Device/Hearing Aid Compatibility Test (101x101x1): Interpolated grid: dx=0.5000 mm, dy=0.5000 mm

Device Reference Point: 0, 0, -6.3 mm

Reference Value = 20.68 V/m; Power Drift = -0.01 dB

Applied MIF = 3.26 dB

RF audio interference level = 29.39 dBV/m

Emission category: M4

MIF scaled E-field


Grid 1 M4 28.31 dBV/m	Grid 2 M4 28.58 dBV/m	Grid 3 M4 27.56 dBV/m
Grid 4 M4 27.85 dBV/m	Grid 5 M4 27.76 dBV/m	Grid 6 M4 27.12 dBV/m
Grid 7 M4 28.61 dBV/m	Grid 8 M4 26.42 dBV/m	Grid 9 M4 29.39 dBV/m

Cursor:

Total = 29.39 dBV/m

E Category: M4

Location: -14.5, 15, 8.7 mm



0 dB = 29.46 V/m = 29.38 dBV/m

#09_HAC_E_CDMA BC0_1xRTT, RC1 SO3, 18th Rate_Ch777

Communication System: CDMA2000, RC1, SO3, 1/8th Rate 25 fr.; Frequency: 848.31 MHz; Duty Cycle: 1:17.7419

Medium: Air Medium parameters used: $\sigma = 0$ S/m, $\epsilon_r = 1$; $\rho = 0$ kg/m³

Ambient Temperature : 23.5 °C

DASY5 Configuration

- Probe: ER3DV6 - SN2358; ConvF(1, 1, 1); Calibrated: 2018/1/19;
- Sensor-Surface: (Fix Surface)
- Electronics: DAE4 Sn854; Calibrated: 2017/5/2
- Phantom: HAC Test Arch with AMCC; Type: SD HAC P01 BA;
- Measurement SW: DASY52, Version 52.8 (8); SEMCAD X Version 14.6.10 (7373)

E Scan - ER3D: 15 mm from Probe Center to the Device/Hearing Aid Compatibility Test

(101x101x1): Interpolated grid: dx=0.5000 mm, dy=0.5000 mm

Device Reference Point: 0, 0, -6.3 mm

Reference Value = 19.09 V/m; Power Drift = -0.11 dB

Applied MIF = 3.26 dB

RF audio interference level = 27.93 dBV/m

Emission category: M4

MIF scaled E-field


Grid 1 M4 27.61 dBV/m	Grid 2 M4 27.93 dBV/m	Grid 3 M4 27.05 dBV/m
Grid 4 M4 26.48 dBV/m	Grid 5 M4 27.15 dBV/m	Grid 6 M4 26.73 dBV/m
Grid 7 M4 24.91 dBV/m	Grid 8 M4 25.73 dBV/m	Grid 9 M4 25.54 dBV/m

Cursor:

Total = 27.93 dBV/m

E Category: M4

Location: 3, -25, 8.7 mm



0 dB = 24.92 V/m = 27.93 dBV/m

#10_HAC_E_CDMA BC1_ 1xRTT, RC1 SO3, 18th Rate_Ch25

Communication System: CDMA2000, RC1, SO3, 1/8th Rate 25 fr.; Frequency: 1851.25 MHz; Duty Cycle: 1:17.7419

Medium: Air Medium parameters used: $\sigma = 0$ S/m, $\epsilon_r = 1$; $\rho = 0$ kg/m³

Ambient Temperature : 23.5 °C

DASY5 Configuration

- Probe: ER3DV6 - SN2358; ConvF(1, 1, 1); Calibrated: 2018/1/19;
- Sensor-Surface: (Fix Surface)
- Electronics: DAE4 Sn854; Calibrated: 2017/5/2
- Phantom: HAC Test Arch with AMCC; Type: SD HAC P01 BA;
- Measurement SW: DASY52, Version 52.8 (8); SEMCAD X Version 14.6.10 (7373)

E Scan - ER3D: 15 mm from Probe Center to the Device/Hearing Aid Compatibility Test

(101x101x1): Interpolated grid: dx=0.5000 mm, dy=0.5000 mm

Device Reference Point: 0, 0, -6.3 mm

Reference Value = 7.706 V/m; Power Drift = 0.10 dB

Applied MIF = 3.26 dB

RF audio interference level = 26.63 dBV/m

Emission category: M4

MIF scaled E-field


Grid 1 M4 17.82 dBV/m	Grid 2 M4 18.8 dBV/m	Grid 3 M4 18.89 dBV/m
Grid 4 M4 19.92 dBV/m	Grid 5 M4 24.49 dBV/m	Grid 6 M4 23.04 dBV/m
Grid 7 M4 22.32 dBV/m	Grid 8 M4 26.38 dBV/m	Grid 9 M4 26.63 dBV/m

Cursor:

Total = 26.63 dBV/m

E Category: M4

Location: -9.5, 25, 8.7 mm



0 dB = 21.46 V/m = 26.63 dBV/m

#11_HAC_E_CDMA BC1_1xRTT, RC1 SO3, 18th Rate_Ch600

Communication System: CDMA2000, RC1, SO3, 1/8th Rate 25 fr.; Frequency: 1880 MHz; Duty Cycle: 1:17.7419

Medium: Air Medium parameters used: $\sigma = 0$ S/m, $\epsilon_r = 1$; $\rho = 0$ kg/m³

Ambient Temperature : 23.5 °C

DASY5 Configuration

- Probe: ER3DV6 - SN2358; ConvF(1, 1, 1); Calibrated: 2018/1/19;
- Sensor-Surface: (Fix Surface)
- Electronics: DAE4 Sn854; Calibrated: 2017/5/2
- Phantom: HAC Test Arch with AMCC; Type: SD HAC P01 BA;
- Measurement SW: DASY52, Version 52.8 (8); SEMCAD X Version 14.6.10 (7373)

E Scan - ER3D: 15 mm from Probe Center to the Device/Hearing Aid Compatibility Test

(101x101x1): Interpolated grid: dx=0.5000 mm, dy=0.5000 mm

Device Reference Point: 0, 0, -6.3 mm

Reference Value = 9.184 V/m; Power Drift = -0.08 dB

Applied MIF = 3.26 dB

RF audio interference level = 27.41 dBV/m

Emission category: M4

MIF scaled E-field


Grid 1 M4 18.67 dBV/m	Grid 2 M4 19.1 dBV/m	Grid 3 M4 19.25 dBV/m
Grid 4 M4 19.71 dBV/m	Grid 5 M4 22.66 dBV/m	Grid 6 M4 22.3 dBV/m
Grid 7 M4 23.64 dBV/m	Grid 8 M4 27.41 dBV/m	Grid 9 M4 24.64 dBV/m

Cursor:

Total = 27.41 dBV/m

E Category: M4

Location: -5, 20, 8.7 mm



0 dB = 23.48 V/m = 27.41 dBV/m

#12_HAC_E_CDMA BC1_ 1xRTT, RC1 SO3, 18th Rate_Ch1175

Communication System: CDMA2000, RC1, SO3, 1/8th Rate 25 fr.; Frequency: 1908.75 MHz; Duty Cycle: 1:17.7419

Medium: Air Medium parameters used: $\sigma = 0$ S/m, $\epsilon_r = 1$; $\rho = 0$ kg/m³

Ambient Temperature : 23.5 °C

DASY5 Configuration

- Probe: ER3DV6 - SN2358; ConvF(1, 1, 1); Calibrated: 2018/1/19;
- Sensor-Surface: (Fix Surface)
- Electronics: DAE4 Sn854; Calibrated: 2017/5/2
- Phantom: HAC Test Arch with AMCC; Type: SD HAC P01 BA;
- Measurement SW: DASY52, Version 52.8 (8); SEMCAD X Version 14.6.10 (7373)

E Scan - ER3D: 15 mm from Probe Center to the Device/Hearing Aid Compatibility Test

(101x101x1): Interpolated grid: dx=0.5000 mm, dy=0.5000 mm

Device Reference Point: 0, 0, -6.3 mm

Reference Value = 7.445 V/m; Power Drift = 0.08 dB

Applied MIF = 3.26 dB

RF audio interference level = 26.42 dBV/m

Emission category: M4

MIF scaled E-field


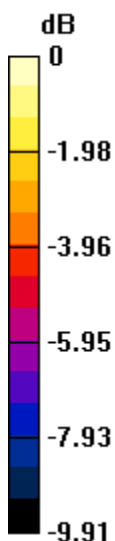
Grid 1 M4 19.22 dBV/m	Grid 2 M4 19.55 dBV/m	Grid 3 M4 19.37 dBV/m
Grid 4 M4 18.97 dBV/m	Grid 5 M4 21.78 dBV/m	Grid 6 M4 21.82 dBV/m
Grid 7 M4 20.59 dBV/m	Grid 8 M4 26.42 dBV/m	Grid 9 M4 24.03 dBV/m

Cursor:

Total = 26.42 dBV/m

E Category: M4

Location: -5, 25, 8.7 mm



0 dB = 20.94 V/m = 26.42 dBV/m

#13_HAC_E_WLAN2.4GHz_802.11g_6Mbps_Ch1

Communication System: 802.11g ; Frequency: 2412 MHz;Duty Cycle: 1:12.5893

Medium: Air Medium parameters used: $\sigma = 0$ S/m, $\epsilon_r = 1$; $\rho = 0$ kg/m³

Ambient Temperature : 23.4 °C

DASY5 Configuration

- Probe: EF3DV3 - SN4047; ConvF(1, 1, 1); Calibrated: 2018/1/8;
- Sensor-Surface: (Fix Surface)
- Electronics: DAE4 Sn1399; Calibrated: 2017/11/16
- Phantom: HAC Test Arch with AMCC; Type: SD HAC P01 BA;
- Measurement SW: DASY52, Version 52.8 (8); SEMCAD X Version 14.6.10 (7373)

E Scan - ER3D: 15 mm from Probe Center to the Device/Hearing Aid Compatibility Test

(101x101x1): Interpolated grid: dx=0.5000 mm, dy=0.5000 mm

Device Reference Point: 0, 0, -6.3 mm

Reference Value = 23.60 V/m; Power Drift = 0.04 dB

Applied MIF = 0.12 dB

RF audio interference level = 29.98 dBV/m

Emission category: M4

MIF scaled E-field

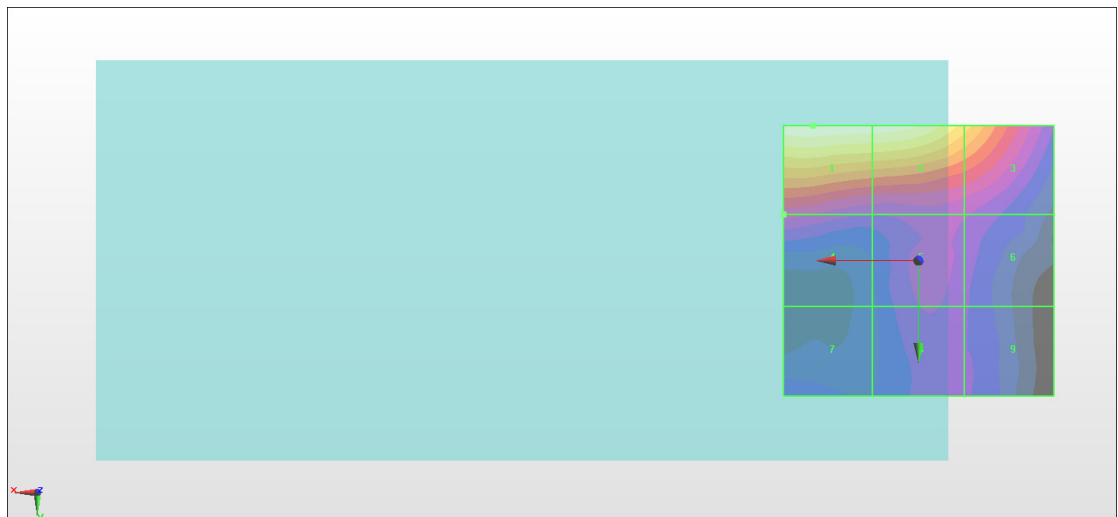
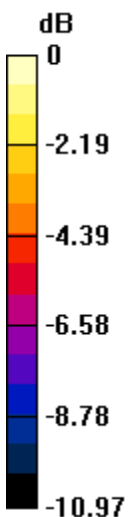
Grid 1 M4 29.98 dBV/m	Grid 2 M4 29.74 dBV/m	Grid 3 M4 27.47 dBV/m
Grid 4 M4 23.68 dBV/m	Grid 5 M4 23.14 dBV/m	Grid 6 M4 22.8 dBV/m
Grid 7 M4 21.89 dBV/m	Grid 8 M4 22.76 dBV/m	Grid 9 M4 22.12 dBV/m

Cursor:

Total = 29.98 dBV/m

E Category: M4

Location: 19.5, -25, 7.7 mm



0 dB = 31.56 V/m = 29.98 dBV/m

#14_HAC_E_WLAN2.4GHz_802.11g_6Mbps_Ch6

Communication System: 802.11g ; Frequency: 2437 MHz;Duty Cycle: 1:12.5893

Medium: Air Medium parameters used: $\sigma = 0$ S/m, $\epsilon_r = 1$; $\rho = 0$ kg/m³

Ambient Temperature : 23.4 °C

DASY5 Configuration

- Probe: EF3DV3 - SN4047; ConvF(1, 1, 1); Calibrated: 2018/1/8;
- Sensor-Surface: (Fix Surface)
- Electronics: DAE4 Sn1399; Calibrated: 2017/11/16
- Phantom: HAC Test Arch with AMCC; Type: SD HAC P01 BA;
- Measurement SW: DASY52, Version 52.8 (8); SEMCAD X Version 14.6.10 (7373)

E Scan - ER3D: 15 mm from Probe Center to the Device/Hearing Aid Compatibility Test

(101x101x1): Interpolated grid: dx=0.5000 mm, dy=0.5000 mm

Device Reference Point: 0, 0, -6.3 mm

Reference Value = 20.89 V/m; Power Drift = 0.03 dB

Applied MIF = 0.12 dB

RF audio interference level = 29.95 dBV/m

Emission category: M4

MIF scaled E-field

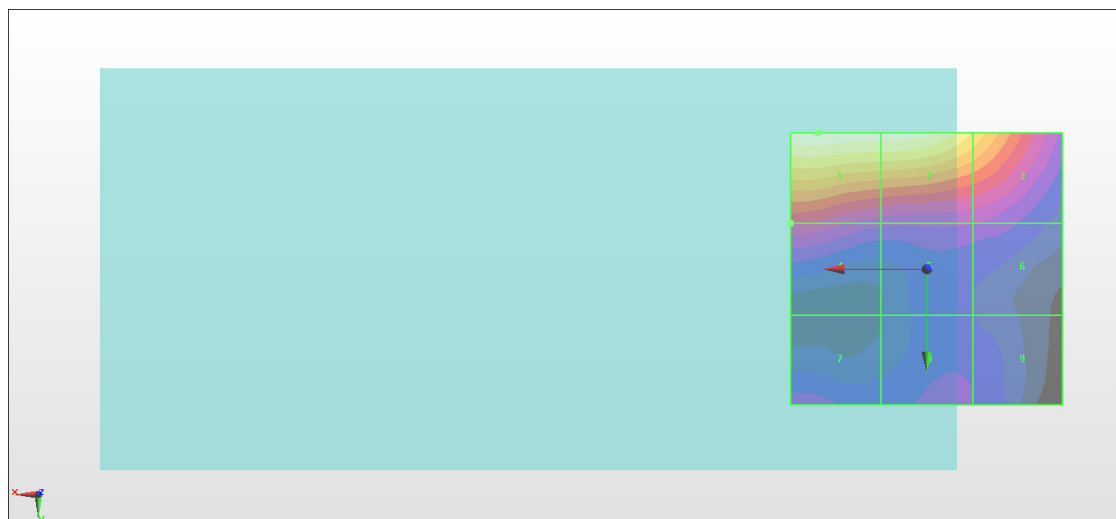
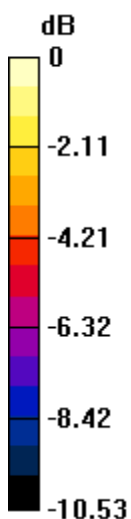
Grid 1 M4 29.95 dBV/m	Grid 2 M4 29.75 dBV/m	Grid 3 M4 27.79 dBV/m
Grid 4 M4 24.42 dBV/m	Grid 5 M4 23.27 dBV/m	Grid 6 M4 23 dBV/m
Grid 7 M4 22.7 dBV/m	Grid 8 M4 22.41 dBV/m	Grid 9 M4 22.25 dBV/m

Cursor:

Total = 29.95 dBV/m

E Category: M4

Location: 20, -25, 7.7 mm



0 dB = 31.44 V/m = 29.95 dBV/m

#15_HAC_E_WLAN2.4GHz_802.11g_6Mbps_Ch11

Communication System: 802.11g ; Frequency: 2462 MHz;Duty Cycle: 1:12.5893

Medium: Air Medium parameters used: $\sigma = 0$ S/m, $\epsilon_r = 1$; $\rho = 0$ kg/m³

Ambient Temperature : 23.4 °C

DASY5 Configuration

- Probe: EF3DV3 - SN4047; ConvF(1, 1, 1); Calibrated: 2018/1/8;
- Sensor-Surface: (Fix Surface)
- Electronics: DAE4 Sn1399; Calibrated: 2017/11/16
- Phantom: HAC Test Arch with AMCC; Type: SD HAC P01 BA;
- Measurement SW: DASY52, Version 52.8 (8); SEMCAD X Version 14.6.10 (7373)

E Scan - ER3D: 15 mm from Probe Center to the Device/Hearing Aid Compatibility Test

(101x101x1): Interpolated grid: dx=0.5000 mm, dy=0.5000 mm

Device Reference Point: 0, 0, -6.3 mm

Reference Value = 20.89 V/m; Power Drift = 0.01 dB

Applied MIF = 0.12 dB

RF audio interference level = 29.94 dBV/m

Emission category: M4

MIF scaled E-field

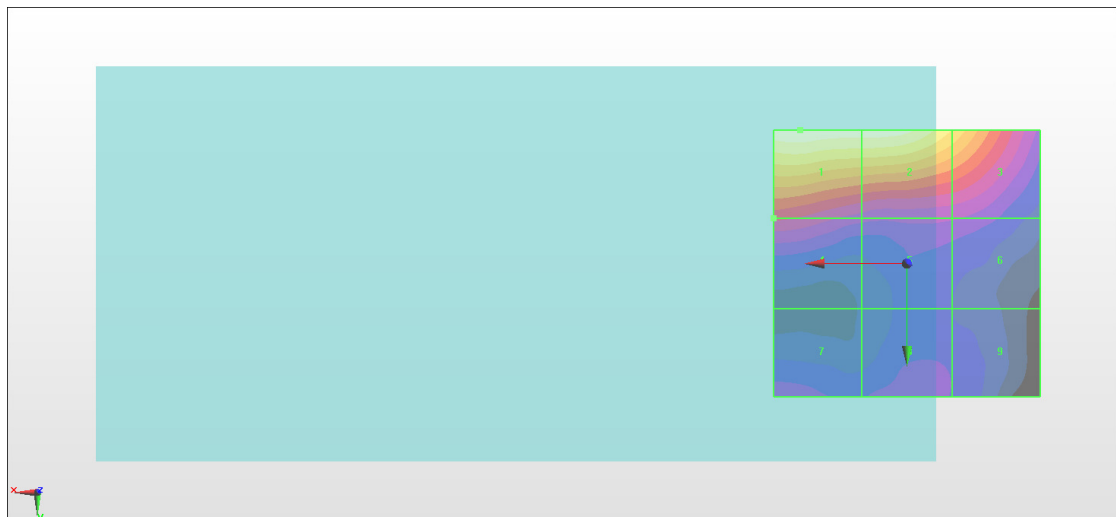
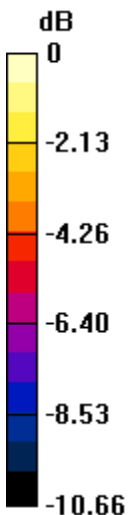
Grid 1 M4 29.94 dBV/m	Grid 2 M4 29.7 dBV/m	Grid 3 M4 27.78 dBV/m
Grid 4 M4 24.45 dBV/m	Grid 5 M4 23.19 dBV/m	Grid 6 M4 22.96 dBV/m
Grid 7 M4 22.68 dBV/m	Grid 8 M4 22.48 dBV/m	Grid 9 M4 22.14 dBV/m

Cursor:

Total = 29.94 dBV/m

E Category: M4

Location: 20, -25, 7.7 mm



0 dB = 31.42 V/m = 29.94 dBV/m