

#01_GSM850_GPRS (2 Tx slots)_Left Cheek_Ch128

Communication System: GSM850; Frequency: 824.2 MHz; Duty Cycle: 1:4.15

Medium: HSL_850_180321 Medium parameters used: $f = 824.2$ MHz; $\sigma = 0.861$ S/m; $\epsilon_r = 42.252$; $\rho = 1000$ kg/m³

Ambient Temperature : 23.4 °C; Liquid Temperature : 22.4 °C

DASY5 Configuration:

- Probe: ES3DV3 - SN3169; ConvF(5.99, 5.99, 5.99); Calibrated: 2017/5/11;
- Sensor-Surface: 3mm (Mechanical Surface Detection)
- Electronics: DAE4 Sn853; Calibrated: 2017/7/19
- Phantom: SAM_Left; Type: QD000P40CD; Serial: TP:1815
- Measurement SW: DASY52, Version 52.8 (8); SEMCAD X Version 14.6.10 (7373)

Area Scan (61x121x1): Interpolated grid: dx=1.500 mm, dy=1.500 mm

Maximum value of SAR (interpolated) = 0.105 W/kg

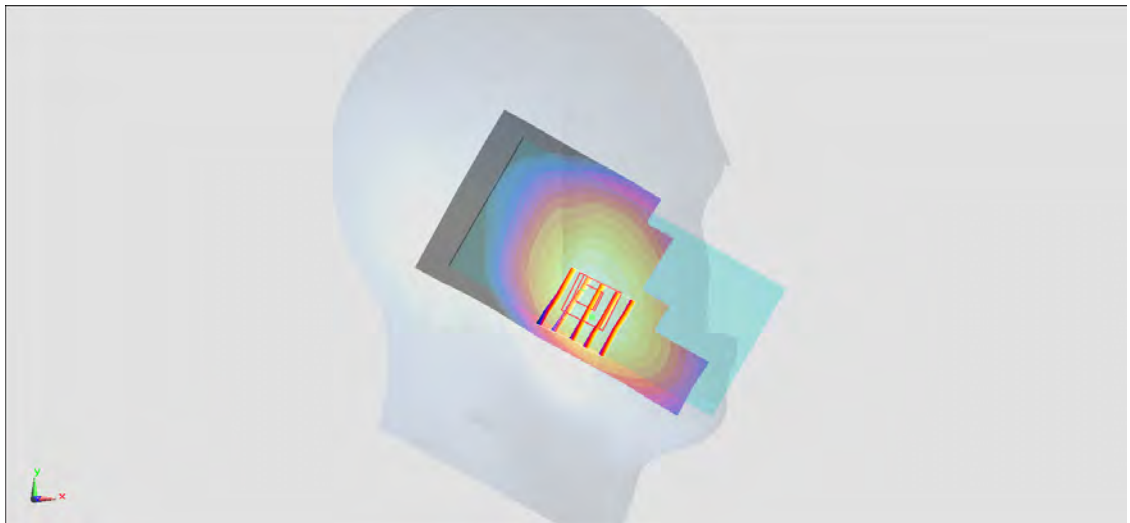
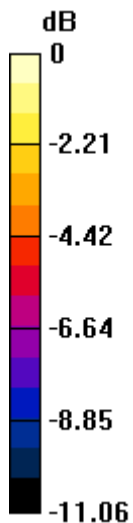
Zoom Scan (5x5x7)/Cube 0: Measurement grid: dx=8mm, dy=8mm, dz=5mm

Reference Value = 11.36 V/m; Power Drift = 0.11 dB

Peak SAR (extrapolated) = 0.109 W/kg

SAR(1 g) = 0.105 W/kg; SAR(10 g) = 0.085 W/kg

Maximum value of SAR (measured) = 0.103 W/kg



0 dB = 0.103 W/kg = -9.87 dBW/kg

#02_GSM1900_GPRS (3 Tx slots)_Right Cheek_Ch810

Communication System: PCS; Frequency: 1909.8 MHz; Duty Cycle: 1:2.77

Medium: HSL_1900_180321 Medium parameters used: $f = 1910$ MHz; $\sigma = 1.426$ S/m; $\epsilon_r = 40.199$; $\rho = 1000$ kg/m³

Ambient Temperature : 23.4 °C ; Liquid Temperature : 22.4 °C

DASY5 Configuration:

- Probe: ES3DV3 - SN3169; ConvF(5.03, 5.03, 5.03); Calibrated: 2017/5/11;
- Sensor-Surface: 3mm (Mechanical Surface Detection)
- Electronics: DAE4 Sn853; Calibrated: 2017/7/19
- Phantom: SAM_Left; Type: QD000P40CD; Serial: TP:1815
- Measurement SW: DASY52, Version 52.8 (8); SEMCAD X Version 14.6.10 (7373)

Area Scan (61x121x1): Interpolated grid: dx=1.500 mm, dy=1.500 mm

Maximum value of SAR (interpolated) = 0.0921 W/kg


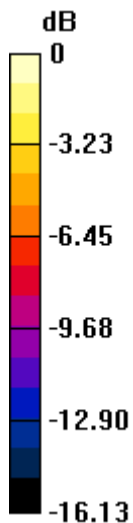
Zoom Scan (5x5x7)/Cube 0: Measurement grid: dx=8mm, dy=8mm, dz=5mm

Reference Value = 8.051 V/m; Power Drift = -0.04 dB

Peak SAR (extrapolated) = 0.0980 W/kg

SAR(1 g) = 0.082 W/kg; SAR(10 g) = 0.045 W/kg

Maximum value of SAR (measured) = 0.0921 W/kg



0 dB = 0.0921 W/kg = -10.36 dBW/kg

#03_WCDMA II_RMC 12.2Kbps_Right Cheek_Ch9538

Communication System: WCDMA; Frequency: 1907.6 MHz; Duty Cycle: 1:1

Medium: HSL_1900_180321 Medium parameters used: $f = 1908$ MHz; $\sigma = 1.424$ S/m; $\epsilon_r = 40.21$; $\rho = 1000$ kg/m³

Ambient Temperature : 23.4 °C; Liquid Temperature : 22.4 °C

DASY5 Configuration:

- Probe: ES3DV3 - SN3169; ConvF(5.03, 5.03, 5.03); Calibrated: 2017/5/11;
- Sensor-Surface: 3mm (Mechanical Surface Detection)
- Electronics: DAE4 Sn853; Calibrated: 2017/7/19
- Phantom: SAM_Left; Type: QD000P40CD; Serial: TP:1815
- Measurement SW: DASY52, Version 52.8 (8); SEMCAD X Version 14.6.10 (7373)

Area Scan (61x121x1): Interpolated grid: dx=1.500 mm, dy=1.500 mm

Maximum value of SAR (interpolated) = 0.199 W/kg


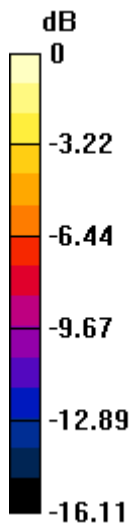
Zoom Scan (5x5x7)/Cube 0: Measurement grid: dx=8mm, dy=8mm, dz=5mm

Reference Value = 10.27 V/m; Power Drift = -0.12 dB

Peak SAR (extrapolated) = 0.228 W/kg

SAR(1 g) = 0.209 W/kg; SAR(10 g) = 0.126 W/kg

Maximum value of SAR (measured) = 0.214 W/kg



0 dB = 0.214 W/kg = -6.70 dBW/kg

#04_WCDMA IV_RMC 12.2Kbps_Right Cheek_Ch1312

Communication System: WCDMA; Frequency: 1712.4 MHz; Duty Cycle: 1:1

Medium: HSL_1750_180321 Medium parameters used: $f = 1712.4$ MHz; $\sigma = 1.366$ S/m; $\epsilon_r = 40.943$; $\rho = 1000$ kg/m³

Ambient Temperature : 23.4 °C; Liquid Temperature : 22.4 °C

DASY5 Configuration:

- Probe: ES3DV3 - SN3169; ConvF(5.33, 5.33, 5.33); Calibrated: 2017/5/11;
- Sensor-Surface: 3mm (Mechanical Surface Detection)
- Electronics: DAE4 Sn853; Calibrated: 2017/7/19
- Phantom: SAM_Left; Type: QD000P40CD; Serial: TP:1815
- Measurement SW: DASY52, Version 52.8 (8); SEMCAD X Version 14.6.10 (7373)

Area Scan (61x121x1): Interpolated grid: dx=1.500 mm, dy=1.500 mm

Maximum value of SAR (interpolated) = 0.216 W/kg


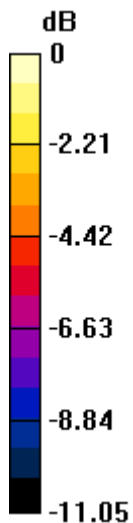
Zoom Scan (5x5x7)/Cube 0: Measurement grid: dx=8mm, dy=8mm, dz=5mm

Reference Value = 11.66 V/m; Power Drift = 0.11 dB

Peak SAR (extrapolated) = 0.238 W/kg

SAR(1 g) = 0.208 W/kg; SAR(10 g) = 0.137 W/kg

Maximum value of SAR (measured) = 0.227 W/kg



0 dB = 0.227 W/kg = -6.44 dBW/kg

#05_WCDMA V_RMC 12.2Kbps_Left Cheek_Ch4132

Communication System: WCDMA; Frequency: 826.4 MHz; Duty Cycle: 1:1

Medium: HSL_850_180321 Medium parameters used: $f = 826.4$ MHz; $\sigma = 0.864$ S/m; $\epsilon_r = 42.225$; $\rho = 1000$ kg/m³

Ambient Temperature : 23.4 °C; Liquid Temperature : 22.4 °C

DASY5 Configuration:

- Probe: ES3DV3 - SN3169; ConvF(5.99, 5.99, 5.99); Calibrated: 2017/5/11;
- Sensor-Surface: 3mm (Mechanical Surface Detection)
- Electronics: DAE4 Sn853; Calibrated: 2017/7/19
- Phantom: SAM_Left; Type: QD000P40CD; Serial: TP:1815
- Measurement SW: DASY52, Version 52.8 (8); SEMCAD X Version 14.6.10 (7373)

Area Scan (71x121x1): Interpolated grid: dx=1.500 mm, dy=1.500 mm

Maximum value of SAR (interpolated) = 0.264 W/kg

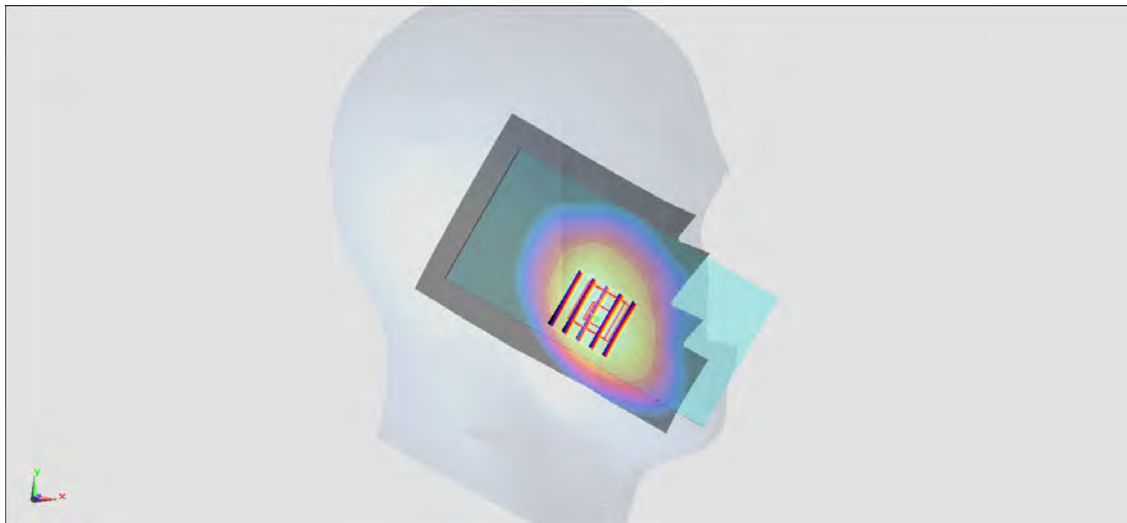
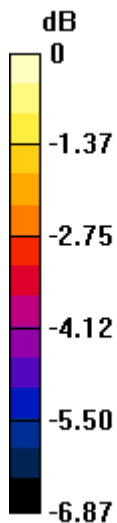
Zoom Scan (5x5x7)/Cube 0: Measurement grid: dx=8mm, dy=8mm, dz=5mm

Reference Value = 17.74 V/m; Power Drift = 0.06 dB

Peak SAR (extrapolated) = 0.297 W/kg

SAR(1 g) = 0.247 W/kg; SAR(10 g) = 0.195 W/kg

Maximum value of SAR (measured) = 0.261 W/kg



0 dB = 0.261 W/kg = -5.83 dBW/kg

#06_CDMA BC0_1xRTT RC3 SO55_Right Cheek_Ch1013

Communication System: CDMA; Frequency: 824.7 MHz; Duty Cycle: 1:1

Medium: HSL_850_180321 Medium parameters used: $f = 825$ MHz; $\sigma = 0.862$ S/m; $\epsilon_r = 42.243$; $\rho = 1000$ kg/m³

Ambient Temperature : 23.4 °C ; Liquid Temperature : 22.4 °C

DASY5 Configuration:

- Probe: ES3DV3 - SN3169; ConvF(5.99, 5.99, 5.99); Calibrated: 2017/5/11;
- Sensor-Surface: 3mm (Mechanical Surface Detection)
- Electronics: DAE4 Sn853; Calibrated: 2017/7/19
- Phantom: SAM_Left; Type: QD000P40CD; Serial: TP:1815
- Measurement SW: DASY52, Version 52.8 (8); SEMCAD X Version 14.6.10 (7373)

Area Scan (61x121x1): Interpolated grid: dx=1.500 mm, dy=1.500 mm

Maximum value of SAR (interpolated) = 0.254 W/kg


Zoom Scan (5x5x7)/Cube 0: Measurement grid: dx=8mm, dy=8mm, dz=5mm

Reference Value = 16.98 V/m; Power Drift = 0.02 dB

Peak SAR (extrapolated) = 0.287 W/kg

SAR(1 g) = 0.225 W/kg; SAR(10 g) = 0.173 W/kg

Maximum value of SAR (measured) = 0.243 W/kg



#07_CDMA BC1_1xRTT RC3 SO55_Right Cheek_Ch1175

Communication System: CDMA; Frequency: 1908.75 MHz; Duty Cycle: 1:1

Medium: HSL_1900_180321 Medium parameters used: $f = 1909$ MHz; $\sigma = 1.425$ S/m; $\epsilon_r = 40.205$; $\rho = 1000$ kg/m³

Ambient Temperature : 23.4 °C; Liquid Temperature : 22.4 °C

DASY5 Configuration:

- Probe: ES3DV3 - SN3169; ConvF(5.03, 5.03, 5.03); Calibrated: 2017/5/11;
- Sensor-Surface: 3mm (Mechanical Surface Detection)
- Electronics: DAE4 Sn853; Calibrated: 2017/7/19
- Phantom: SAM_Left; Type: QD000P40CD; Serial: TP:1815
- Measurement SW: DASY52, Version 52.8 (8); SEMCAD X Version 14.6.10 (7373)

Area Scan (61x121x1): Interpolated grid: dx=1.500 mm, dy=1.500 mm

Maximum value of SAR (interpolated) = 0.209 W/kg


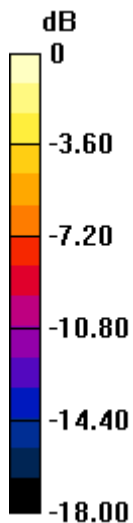
Zoom Scan (5x5x7)/Cube 0: Measurement grid: dx=8mm, dy=8mm, dz=5mm

Reference Value = 11.65 V/m; Power Drift = -0.06 dB

Peak SAR (extrapolated) = 0.239 W/kg

SAR(1 g) = 0.206 W/kg; SAR(10 g) = 0.131 W/kg

Maximum value of SAR (measured) = 0.222 W/kg



0 dB = 0.222 W/kg = -6.54 dBW/kg

#08_CDMA BC10_1xRTT RC3 SO55_Right Cheek_Ch580

Communication System: CDMA; Frequency: 820.5 MHz; Duty Cycle: 1:1

Medium: HSL_850_180321 Medium parameters used: $f = 820.5$ MHz; $\sigma = 0.858$ S/m; $\epsilon_r = 42.299$; $\rho = 1000$ kg/m³

Ambient Temperature : 23.4 °C; Liquid Temperature : 22.4 °C

DASY5 Configuration:

- Probe: ES3DV3 - SN3169; ConvF(5.99, 5.99, 5.99); Calibrated: 2017/5/11;
- Sensor-Surface: 3mm (Mechanical Surface Detection)
- Electronics: DAE4 Sn853; Calibrated: 2017/7/19
- Phantom: SAM_Left; Type: QD000P40CD; Serial: TP:1815
- Measurement SW: DASY52, Version 52.8 (8); SEMCAD X Version 14.6.10 (7373)

Area Scan (61x121x1): Interpolated grid: dx=1.500 mm, dy=1.500 mm

Maximum value of SAR (interpolated) = 0.260 W/kg


Zoom Scan (5x5x7)/Cube 0: Measurement grid: dx=8mm, dy=8mm, dz=5mm

Reference Value = 17.22 V/m; Power Drift = 0.02 dB

Peak SAR (extrapolated) = 0.295 W/kg

SAR(1 g) = 0.232 W/kg; SAR(10 g) = 0.178 W/kg

Maximum value of SAR (measured) = 0.252 W/kg



#09_LTE Band 7_20M_QPSK_1_99_Right Cheek_Ch21350

Communication System: LTE; Frequency: 2560 MHz; Duty Cycle: 1:1

Medium: HSL_2600_180313 Medium parameters used: $f = 2560$ MHz; $\sigma = 1.915$ S/m; $\epsilon_r = 39.48$; $\rho = 1000$ kg/m³

Ambient Temperature : 23.6 °C ; Liquid Temperature : 22.6 °C

DASY5 Configuration:

- Probe: ES3DV3 - SN3169; ConvF(4.47, 4.47, 4.47); Calibrated: 2017/5/11;
- Sensor-Surface: 3mm (Mechanical Surface Detection)
- Electronics: DAE4 Sn853; Calibrated: 2017/7/19
- Phantom: SAM_Left; Type: QD000P40CD; Serial: TP:1815
- Measurement SW: DASY52, Version 52.8 (8); SEMCAD X Version 14.6.10 (7373)

Area Scan (91x131x1): Interpolated grid: dx=1.200 mm, dy=1.200 mm

Maximum value of SAR (interpolated) = 0.738 W/kg


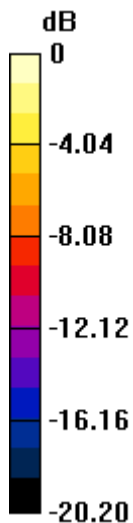
Zoom Scan (7x7x7)/Cube 0: Measurement grid: dx=5mm, dy=5mm, dz=5mm

Reference Value = 16.55 V/m; Power Drift = -0.12 dB

Peak SAR (extrapolated) = 1.07 W/kg

SAR(1 g) = 0.598 W/kg; SAR(10 g) = 0.317 W/kg

Maximum value of SAR (measured) = 0.752 W/kg



0 dB = 0.752 W/kg = -1.24 dBW/kg

#10_LTE Band 12_10M_QPSK_1_49_Left Cheek_Ch23095

Communication System: LTE; Frequency: 707.5 MHz; Duty Cycle: 1:1

Medium: HSL_750_180322 Medium parameters used: $f = 707.5$ MHz; $\sigma = 0.904$ S/m; $\epsilon_r = 40.227$; $\rho = 1000$ kg/m³

Ambient Temperature : 23.2 °C; Liquid Temperature : 22.2 °C

DASY5 Configuration:

- Probe: ES3DV3 - SN3169; ConvF(6.07, 6.07, 6.07); Calibrated: 2017/5/11;
- Sensor-Surface: 3mm (Mechanical Surface Detection)
- Electronics: DAE4 Sn853; Calibrated: 2017/7/19
- Phantom: SAM_Left; Type: QD000P40CD; Serial: TP:1815
- Measurement SW: DASY52, Version 52.8 (8); SEMCAD X Version 14.6.10 (7373)

Area Scan (71x121x1): Interpolated grid: dx=1.500 mm, dy=1.500 mm

Maximum value of SAR (interpolated) = 0.243 W/kg

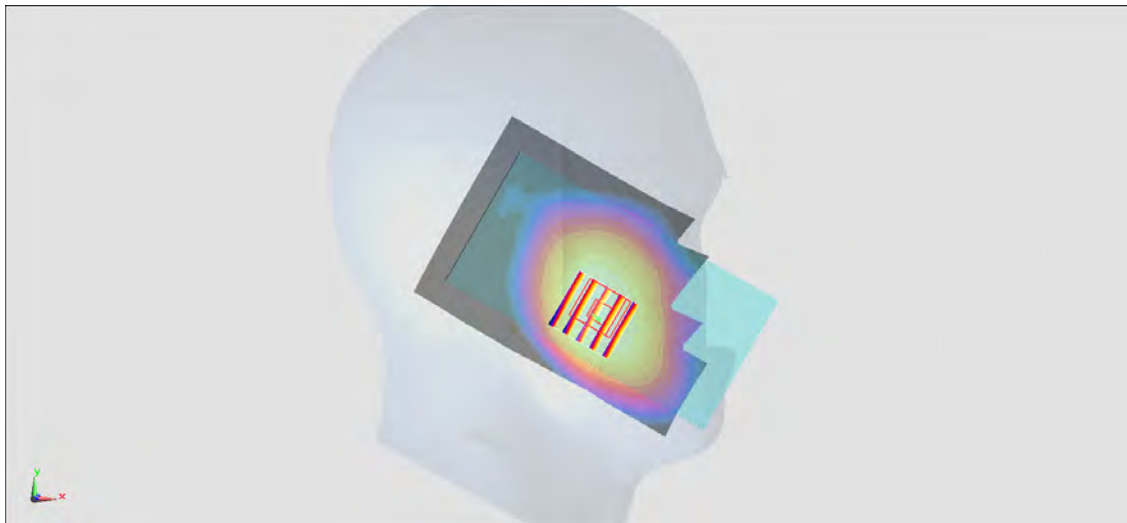
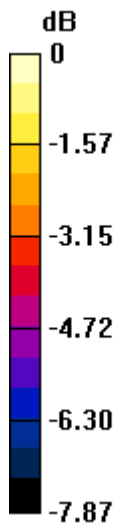
Zoom Scan (5x5x7)/Cube 0: Measurement grid: dx=8mm, dy=8mm, dz=5mm

Reference Value = 16.68 V/m; Power Drift = -0.00 dB

Peak SAR (extrapolated) = 0.272 W/kg

SAR(1 g) = 0.223 W/kg; SAR(10 g) = 0.179 W/kg

Maximum value of SAR (measured) = 0.242 W/kg



0 dB = 0.242 W/kg = -6.16 dBW/kg

#11_LTE Band 13_10M_QPSK_1_0_Left Cheek_Ch23230

Communication System: LTE; Frequency: 782 MHz; Duty Cycle: 1:1

Medium: HSL_750_180322 Medium parameters used: $f = 782$ MHz; $\sigma = 0.928$ S/m; $\epsilon_r = 40.12$; $\rho = 1000$ kg/m³

Ambient Temperature : 23.2 °C ; Liquid Temperature : 22.2 °C

DASY5 Configuration:

- Probe: ES3DV3 - SN3169; ConvF(6.07, 6.07, 6.07); Calibrated: 2017/5/11;
- Sensor-Surface: 3mm (Mechanical Surface Detection)
- Electronics: DAE4 Sn853; Calibrated: 2017/7/19
- Phantom: SAM_Left; Type: QD000P40CD; Serial: TP:1815
- Measurement SW: DASY52, Version 52.8 (8); SEMCAD X Version 14.6.10 (7373)

Area Scan (71x121x1): Interpolated grid: dx=1.500 mm, dy=1.500 mm

Maximum value of SAR (interpolated) = 0.231 W/kg

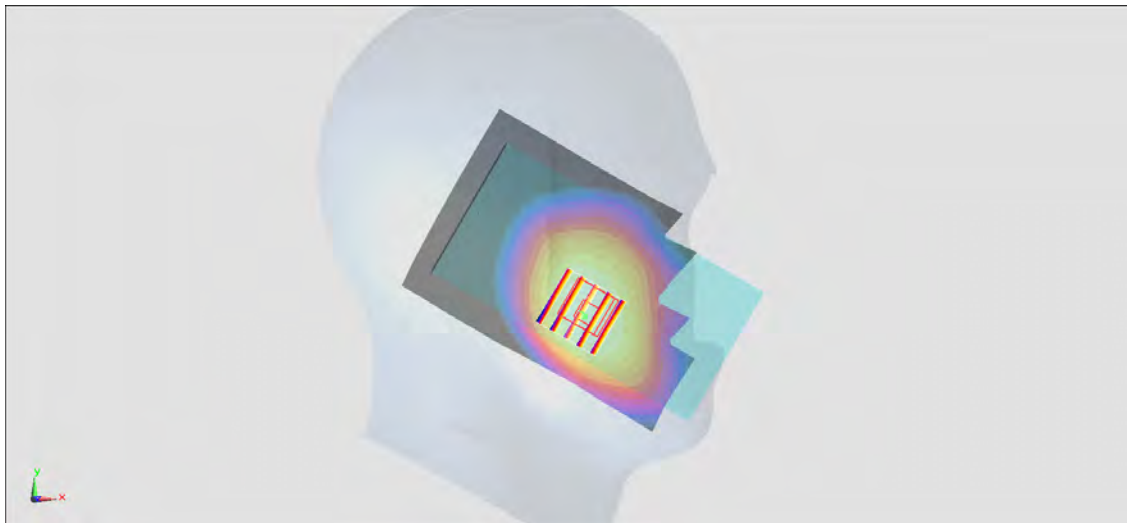
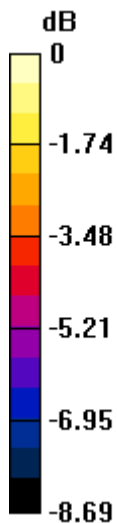
Zoom Scan (5x5x7)/Cube 0: Measurement grid: dx=8mm, dy=8mm, dz=5mm

Reference Value = 15.98 V/m; Power Drift = -0.00 dB

Peak SAR (extrapolated) = 0.261 W/kg

SAR(1 g) = 0.170 W/kg; SAR(10 g) = 0.130 W/kg

Maximum value of SAR (measured) = 0.229 W/kg



0 dB = 0.229 W/kg = -6.40 dBW/kg

#12_LTE Band 14_10M_QPSK_1_0_Left Cheek_Ch23330

Communication System: LTE; Frequency: 793 MHz; Duty Cycle: 1:1

Medium: HSL_750_180322 Medium parameters used: $f = 793$ MHz; $\sigma = 0.932$ S/m; $\epsilon_r = 39.96$; $\rho = 1000$ kg/m³

Ambient Temperature : 23.2 °C ; Liquid Temperature : 22.2 °C

DASY5 Configuration:

- Probe: ES3DV3 - SN3169; ConvF(6.07, 6.07, 6.07); Calibrated: 2017/5/11;
- Sensor-Surface: 3mm (Mechanical Surface Detection)
- Electronics: DAE4 Sn853; Calibrated: 2017/7/19
- Phantom: SAM_Left; Type: QD000P40CD; Serial: TP:1815
- Measurement SW: DASY52, Version 52.8 (8); SEMCAD X Version 14.6.10 (7373)

Area Scan (71x121x1): Interpolated grid: dx=1.500 mm, dy=1.500 mm

Maximum value of SAR (interpolated) = 0.285 W/kg

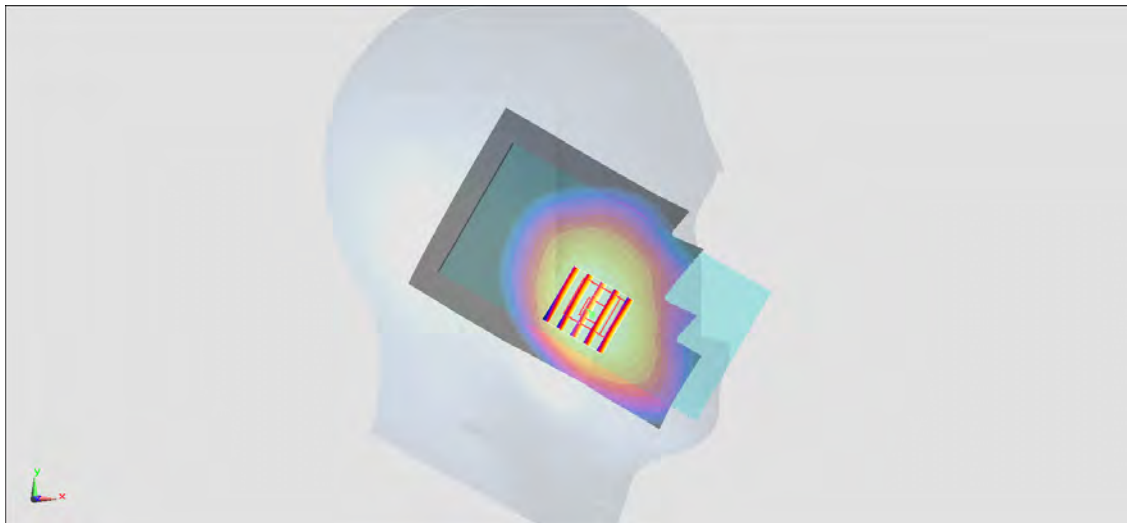
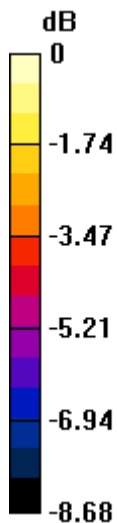
Zoom Scan (5x5x7)/Cube 0: Measurement grid: dx=8mm, dy=8mm, dz=5mm

Reference Value = 17.67 V/m; Power Drift = 0.04 dB

Peak SAR (extrapolated) = 0.322 W/kg

SAR(1 g) = 0.257 W/kg; SAR(10 g) = 0.202 W/kg

Maximum value of SAR (measured) = 0.282 W/kg



0 dB = 0.282 W/kg = -5.50 dBW/kg

#13_LTE Band 25_20M_QPSK_1_0_Right Cheek_Ch26140

Communication System: LTE; Frequency: 1860 MHz; Duty Cycle: 1:1

Medium: HSL_1900_180321 Medium parameters used: $f = 1860$ MHz; $\sigma = 1.376$ S/m; $\epsilon_r = 40.414$; $\rho = 1000$ kg/m³

Ambient Temperature : 23.4 °C ; Liquid Temperature : 22.4 °C

DASY5 Configuration:

- Probe: ES3DV3 - SN3169; ConvF(5.03, 5.03, 5.03); Calibrated: 2017/5/11;
- Sensor-Surface: 3mm (Mechanical Surface Detection)
- Electronics: DAE4 Sn853; Calibrated: 2017/7/19
- Phantom: SAM_Left; Type: QD000P40CD; Serial: TP:1815
- Measurement SW: DASY52, Version 52.8 (8); SEMCAD X Version 14.6.10 (7373)

Area Scan (61x121x1): Interpolated grid: dx=1.500 mm, dy=1.500 mm

Maximum value of SAR (interpolated) = 0.209 W/kg


Zoom Scan (5x5x7)/Cube 0: Measurement grid: dx=8mm, dy=8mm, dz=5mm

Reference Value = 13.24 V/m; Power Drift = -0.19 dB

Peak SAR (extrapolated) = 0.219 W/kg

SAR(1 g) = 0.205 W/kg; SAR(10 g) = 0.139 W/kg

Maximum value of SAR (measured) = 0.202 W/kg



0 dB = 0.202 W/kg = -6.95 dBW/kg

#14_LTE Band 26_15M_QPSK_1_37_Left Cheek_Ch26865

Communication System: LTE; Frequency: 831.5 MHz; Duty Cycle: 1:1

Medium: HSL_850_180321 Medium parameters used: $f = 831.5$ MHz; $\sigma = 0.868$ S/m; $\epsilon_r = 42.162$; $\rho = 1000$ kg/m³

Ambient Temperature : 23.4 °C; Liquid Temperature : 22.4 °C

DASY5 Configuration:

- Probe: ES3DV3 - SN3169; ConvF(5.99, 5.99, 5.99); Calibrated: 2017/5/11;
- Sensor-Surface: 3mm (Mechanical Surface Detection)
- Electronics: DAE4 Sn853; Calibrated: 2017/7/19
- Phantom: SAM_Left; Type: QD000P40CD; Serial: TP:1815
- Measurement SW: DASY52, Version 52.8 (8); SEMCAD X Version 14.6.10 (7373)

Area Scan (71x121x1): Interpolated grid: dx=1.500 mm, dy=1.500 mm

Maximum value of SAR (interpolated) = 0.226 W/kg

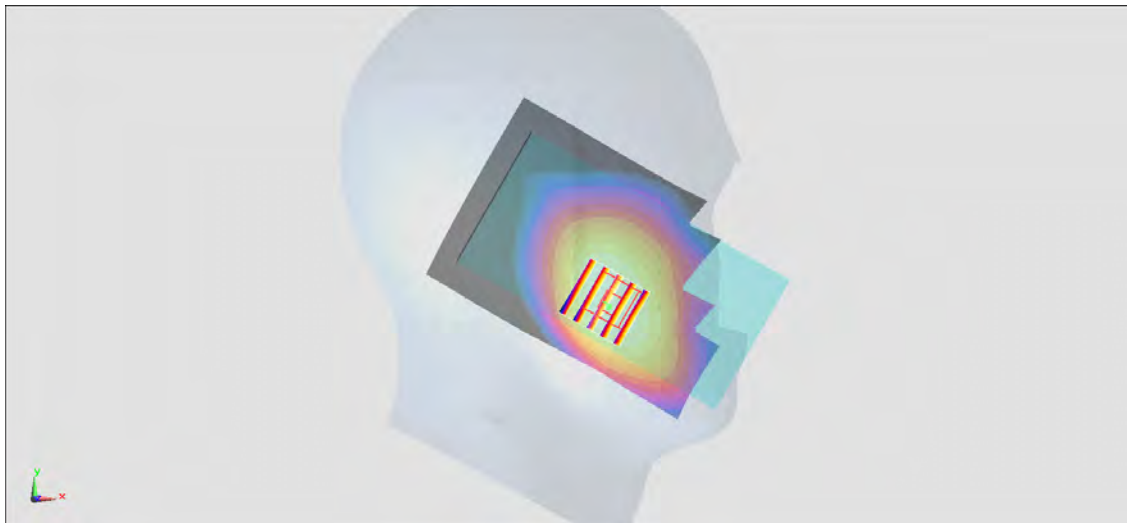
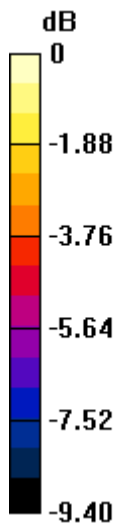
Zoom Scan (5x5x7)/Cube 0: Measurement grid: dx=8mm, dy=8mm, dz=5mm

Reference Value = 16.30 V/m; Power Drift = 0.01 dB

Peak SAR (extrapolated) = 0.254 W/kg

SAR(1 g) = 0.222 W/kg; SAR(10 g) = 0.171 W/kg

Maximum value of SAR (measured) = 0.220 W/kg



0 dB = 0.220 W/kg = -6.58 dBW/kg

#15_LTE Band 30_10M_QPSK_1_0_Right Cheek_Ch27710

Communication System: LTE; Frequency: 2310 MHz; Duty Cycle: 1:1

Medium: HSL_2300_180326 Medium parameters used: $f = 2310$ MHz; $\sigma = 1.626$ S/m; $\epsilon_r = 41.102$; $\rho = 1000$ kg/m³

Ambient Temperature : 23.3 °C ; Liquid Temperature : 22.3 °C

DASY5 Configuration:

- Probe: EX3DV4 - SN3931; ConvF(7.94, 7.94, 7.94); Calibrated: 2017/9/29;
- Sensor-Surface: 1.4mm (Mechanical Surface Detection)
- Electronics: DAE4 Sn1399; Calibrated: 2017/11/16
- Phantom: SAM_Right; Type: QD000P40CD; Serial: 1884
- Measurement SW: DASY52, Version 52.8 (8); SEMCAD X Version 14.6.10 (7373)

Area Scan (91x151x1): Interpolated grid: dx=1.200 mm, dy=1.200 mm

Maximum value of SAR (interpolated) = 0.356 W/kg


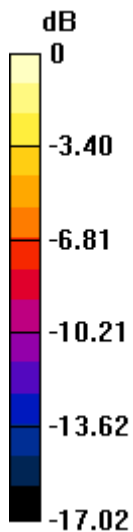
Zoom Scan (7x7x7)/Cube 0: Measurement grid: dx=5mm, dy=5mm, dz=5mm

Reference Value = 10.06 V/m; Power Drift = -0.05 dB

Peak SAR (extrapolated) = 0.445 W/kg

SAR(1 g) = 0.238 W/kg; SAR(10 g) = 0.144 W/kg

Maximum value of SAR (measured) = 0.375 W/kg



0 dB = 0.375 W/kg = -4.26 dBW/kg

#16_LTE Band 66_20M_QPSK_1_0_Left Cheek_Ch132072

Communication System: LTE; Frequency: 1720 MHz; Duty Cycle: 1:1

Medium: HSL_1750_180321 Medium parameters used: $f = 1720$ MHz; $\sigma = 1.373$ S/m; $\epsilon_r = 40.905$; $\rho = 1000$ kg/m³

Ambient Temperature : 23.4 °C ; Liquid Temperature : 22.4 °C

DASY5 Configuration:

- Probe: ES3DV3 - SN3169; ConvF(5.33, 5.33, 5.33); Calibrated: 2017/5/11;
- Sensor-Surface: 3mm (Mechanical Surface Detection)
- Electronics: DAE4 Sn853; Calibrated: 2017/7/19
- Phantom: SAM_Left; Type: QD000P40CD; Serial: TP:1815
- Measurement SW: DASY52, Version 52.8 (8); SEMCAD X Version 14.6.10 (7373)

Area Scan (61x121x1): Interpolated grid: dx=1.500 mm, dy=1.500 mm

Maximum value of SAR (interpolated) = 0.202 W/kg


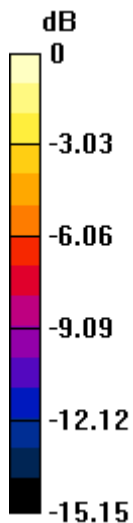
Zoom Scan (6x5x7)/Cube 0: Measurement grid: dx=8mm, dy=8mm, dz=5mm

Reference Value = 8.980 V/m; Power Drift = 0.10 dB

Peak SAR (extrapolated) = 0.207 W/kg

SAR(1 g) = 0.174 W/kg; SAR(10 g) = 0.111 W/kg

Maximum value of SAR (measured) = 0.183 W/kg



0 dB = 0.183 W/kg = -7.38 dBW/kg

#17_LTE Band 71_20M_QPSK_1_0_Left Cheek_Ch133322

Communication System: LTE ; Frequency: 683 MHz;Duty Cycle: 1:1

Medium: HSL_750_180322 Medium parameters used: $f = 683$ MHz; $\sigma = 0.896$ S/m; $\epsilon_r = 40.285$; $\rho = 1000$ kg/m³

Ambient Temperature : 23.2 °C ; Liquid Temperature : 22.2 °C

DASY5 Configuration:

- Probe: ES3DV3 - SN3169; ConvF(6.07, 6.07, 6.07); Calibrated: 2017/5/11;
- Sensor-Surface: 3mm (Mechanical Surface Detection)
- Electronics: DAE4 Sn853; Calibrated: 2017/7/19
- Phantom: SAM_Left; Type: QD000P40CD; Serial: TP:1815
- Measurement SW: DASY52, Version 52.8 (8);SEMCAD X Version 14.6.10 (7373)

Area Scan (71x121x1): Interpolated grid: dx=1.500 mm, dy=1.500 mm

Maximum value of SAR (interpolated) = 0.195 W/kg


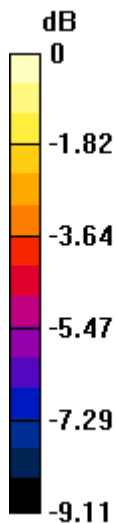
Zoom Scan (5x5x7)/Cube 0: Measurement grid: dx=8mm, dy=8mm, dz=5mm

Reference Value = 14.86 V/m; Power Drift = -0.00 dB

Peak SAR (extrapolated) = 0.214 W/kg

SAR(1 g) = 0.162 W/kg; SAR(10 g) = 0.134 W/kg

Maximum value of SAR (measured) = 0.192 W/kg



0 dB = 0.192 W/kg = -7.17 dBW/kg

#18_LTE Band 41_20M_QPSK_1_99_Right Cheek_Ch40620

Communication System: LTE; Frequency: 2593 MHz; Duty Cycle: 1:1.59

Medium: HSL_2600_180313 Medium parameters used : $f = 2593$ MHz; $\sigma = 1.955$ S/m; $\epsilon_r = 39.363$; $\rho = 1000$ kg/m³

Ambient Temperature : 23.6 °C ; Liquid Temperature : 22.6 °C

DASY5 Configuration:

- Probe: ES3DV3 - SN3169; ConvF(4.47, 4.47, 4.47); Calibrated: 2017/5/11;
- Sensor-Surface: 3mm (Mechanical Surface Detection)
- Electronics: DAE4 Sn853; Calibrated: 2017/7/19
- Phantom: SAM_Left; Type: QD000P40CD; Serial: TP:1815
- Measurement SW: DASY52, Version 52.8 (8); SEMCAD X Version 14.6.10 (7373)

Area Scan (91x131x1): Interpolated grid: dx=1.200 mm, dy=1.200 mm

Maximum value of SAR (interpolated) = 0.414 W/kg


Zoom Scan (7x7x7)/Cube 0: Measurement grid: dx=5mm, dy=5mm, dz=5mm

Reference Value = 11.53 V/m; Power Drift = -0.16 dB

Peak SAR (extrapolated) = 0.674 W/kg

SAR(1 g) = 0.352 W/kg; SAR(10 g) = 0.185 W/kg

Maximum value of SAR (measured) = 0.439 W/kg



0 dB = 0.439 W/kg = -3.58 dBW/kg

#19_WLAN2.4GHz_802.11b 1Mbps_Right Cheek_Ch6

Communication System: 802.11b; Frequency: 2437 MHz; Duty Cycle: 1:1.006

Medium: HSL_2450_180313 Medium parameters used : $f = 2437$ MHz; $\sigma = 1.783$ S/m; $\epsilon_r = 39.932$; $\rho = 1000$ kg/m³

Ambient Temperature : 23.6 °C ; Liquid Temperature : 22.6 °C

DASY5 Configuration:

- Probe: ES3DV3 - SN3169; ConvF(4.5, 4.5, 4.5); Calibrated: 2017/5/11;
- Sensor-Surface: 3mm (Mechanical Surface Detection)
- Electronics: DAE4 Sn853; Calibrated: 2017/7/19
- Phantom: SAM_Left; Type: QD000P40CD; Serial: TP:1815
- Measurement SW: DASY52, Version 52.8 (8); SEMCAD X Version 14.6.10 (7373)

Area Scan (91x81x1): Interpolated grid: dx=1.200 mm, dy=1.200 mm

Maximum value of SAR (interpolated) = 1.23 W/kg

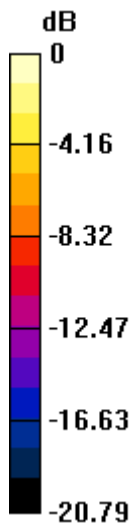
Zoom Scan (7x7x7)/Cube 0: Measurement grid: dx=5mm, dy=5mm, dz=5mm

Reference Value = 17.13 V/m; Power Drift = 0.13 dB

Peak SAR (extrapolated) = 1.84 W/kg

SAR(1 g) = 0.790 W/kg; SAR(10 g) = 0.372 W/kg

Maximum value of SAR (measured) = 1.07 W/kg



0 dB = 1.07 W/kg = 0.29 dBW/kg

#20_WLAN5GHz_802.11ac-VHT80 MCS0_Right
Cheek_Ch58

Communication System: 802.11ac ; Frequency: 5290 MHz; Duty Cycle: 1:1.149

Medium: HSL_5G_180314 Medium parameters used: $f = 5290$ MHz; $\sigma = 4.581$ S/m; $\epsilon_r = 35.848$; $\rho = 1000$ kg/m³

Ambient Temperature : 23.5 °C ; Liquid Temperature : 22.5 °C

DASY5 Configuration:

- Probe: EX3DV4 - SN3976; ConvF(5.56, 5.56, 5.56); Calibrated: 2018/1/23;
- Sensor-Surface: 1.4mm (Mechanical Surface Detection)
- Electronics: DAE3 Sn495; Calibrated: 2017/5/22
- Phantom: SAM_Right; Type: QD000P40CD; Serial: 1884
- Measurement SW: DASY52, Version 52.8 (8); SEMCAD X Version 14.6.10 (7373)

Area Scan (91x71x1): Interpolated grid: dx=1.000 mm, dy=1.000 mm

Maximum value of SAR (interpolated) = 1.96 W/kg


Zoom Scan (7x7x7)/Cube 0: Measurement grid: dx=4mm, dy=4mm, dz=1.4mm

Reference Value = 7.570 V/m; Power Drift = -0.16 dB

Peak SAR (extrapolated) = 3.92 W/kg

SAR(1 g) = 0.842 W/kg; SAR(10 g) = 0.226 W/kg

Maximum value of SAR (measured) = 2.22 W/kg



#21_WLAN5GHz_802.11ac-VHT80 MCS0_Right Cheek_Ch138

Communication System: 802.11ac ; Frequency: 5690 MHz;Duty Cycle: 1:1.149

Medium: HSL_5G_180314 Medium parameters used: $f = 5690$ MHz; $\sigma = 4.983$ S/m; $\epsilon_r = 35.319$; $\rho = 1000$ kg/m³

Ambient Temperature : 23.5 °C ; Liquid Temperature : 22.5 °C

DASY5 Configuration:

- Probe: EX3DV4 - SN3976; ConvF(5.04, 5.04, 5.04); Calibrated: 2018/1/23;
- Sensor-Surface: 1.4mm (Mechanical Surface Detection)
- Electronics: DAE3 Sn495; Calibrated: 2017/5/22
- Phantom: SAM_Right; Type: QD000P40CD; Serial: 1884
- Measurement SW: DASY52, Version 52.8 (8);SEMCAD X Version 14.6.10 (7373)

Area Scan (101x71x1): Interpolated grid: dx=1.000 mm, dy=1.000 mm

Maximum value of SAR (interpolated) = 2.38 W/kg

Zoom Scan (7x7x7)/Cube 0: Measurement grid: dx=4mm, dy=4mm, dz=1.4mm

Reference Value = 7.631 V/m; Power Drift = 0.11 dB

Peak SAR (extrapolated) = 3.88 W/kg

SAR(1 g) = 0.867 W/kg; SAR(10 g) = 0.236 W/kg

Maximum value of SAR (measured) = 2.21 W/kg



0 dB = 2.21 W/kg = 3.44 dBW/kg

#22_WLAN5GHz_802.11ac-VHT80 MCS0_Right Cheek_Ch155

Communication System: 802.11ac ; Frequency: 5775 MHz;Duty Cycle: 1:1.149

Medium: HSL_5G_180314 Medium parameters used: $f = 5775$ MHz; $\sigma = 5.068$ S/m; $\epsilon_r = 35.175$; $\rho = 1000$ kg/m³

Ambient Temperature : 23.5 °C ; Liquid Temperature : 22.5 °C

DASY5 Configuration:

- Probe: EX3DV4 - SN3976; ConvF(5.04, 5.04, 5.04); Calibrated: 2018/1/23;
- Sensor-Surface: 1.4mm (Mechanical Surface Detection)
- Electronics: DAE3 Sn495; Calibrated: 2017/5/22
- Phantom: SAM_Right; Type: QD000P40CD; Serial: 1884
- Measurement SW: DASY52, Version 52.8 (8);SEMCAD X Version 14.6.10 (7373)

Area Scan (101x71x1): Interpolated grid: dx=1.000 mm, dy=1.000 mm

Maximum value of SAR (interpolated) = 2.40 W/kg

Zoom Scan (7x7x7)/Cube 0: Measurement grid: dx=4mm, dy=4mm, dz=1.4mm

Reference Value = 8.146 V/m; Power Drift = 0.13 dB

Peak SAR (extrapolated) = 4.30 W/kg

SAR(1 g) = 0.855 W/kg; SAR(10 g) = 0.215 W/kg

Maximum value of SAR (measured) = 2.41 W/kg



0 dB = 2.41 W/kg = 3.82 dBW/kg

#23_Bluetooth_1Mbps_Right Cheek_Ch39

Communication System: Bluetooth ; Frequency: 2441 MHz; Duty Cycle: 1:1.297

Medium: HSL_2450_180313 Medium parameters used : $f = 2441$ MHz; $\sigma = 1.787$ S/m; $\epsilon_r = 39.916$; $\rho = 1000$ kg/m³

Ambient Temperature : 23.6 °C ; Liquid Temperature : 22.6 °C

DASY5 Configuration:

- Probe: ES3DV3 - SN3169; ConvF(4.5, 4.5, 4.5); Calibrated: 2017/5/11;
- Sensor-Surface: 3mm (Mechanical Surface Detection)
- Electronics: DAE4 Sn853; Calibrated: 2017/7/19
- Phantom: SAM_Left; Type: QD000P40CD; Serial: TP:1815
- Measurement SW: DASY52, Version 52.8 (8); SEMCAD X Version 14.6.10 (7373)

Area Scan (91x81x1): Interpolated grid: dx=1.200 mm, dy=1.200 mm

Maximum value of SAR (interpolated) = 0.141 W/kg


Zoom Scan (7x7x7)/Cube 0: Measurement grid: dx=5mm, dy=5mm, dz=5mm

Reference Value = 5.982 V/m; Power Drift = 0.01 dB

Peak SAR (extrapolated) = 0.221 W/kg

SAR(1 g) = 0.100 W/kg; SAR(10 g) = 0.045 W/kg

Maximum value of SAR (measured) = 0.134 W/kg



#24_GSM850_GPRS (2 Tx slots)_Back_5mm_Ch128

Communication System: GSM850; Frequency: 824.2 MHz; Duty Cycle: 1:4.15

Medium: MSL_850_180322 Medium parameters used : $f = 824.2$ MHz; $\sigma = 0.947$ S/m; $\epsilon_r = 56.387$; $\rho = 1000$ kg/m³

Ambient Temperature : 23.2 °C; Liquid Temperature : 22.2 °C

DASY5 Configuration:

- Probe: ES3DV3 - SN3169; ConvF(6.05, 6.05, 6.05); Calibrated: 2017/5/11;
- Sensor-Surface: 3mm (Mechanical Surface Detection)
- Electronics: DAE4 Sn853; Calibrated: 2017/7/19
- Phantom: SAM_Right; Type: QD000P40CD; Serial: 1719
- Measurement SW: DASY52, Version 52.8 (8); SEMCAD X Version 14.6.10 (7373)

Area Scan (71x61x1): Interpolated grid: dx=1.500 mm, dy=1.500 mm

Maximum value of SAR (interpolated) = 0.328 W/kg

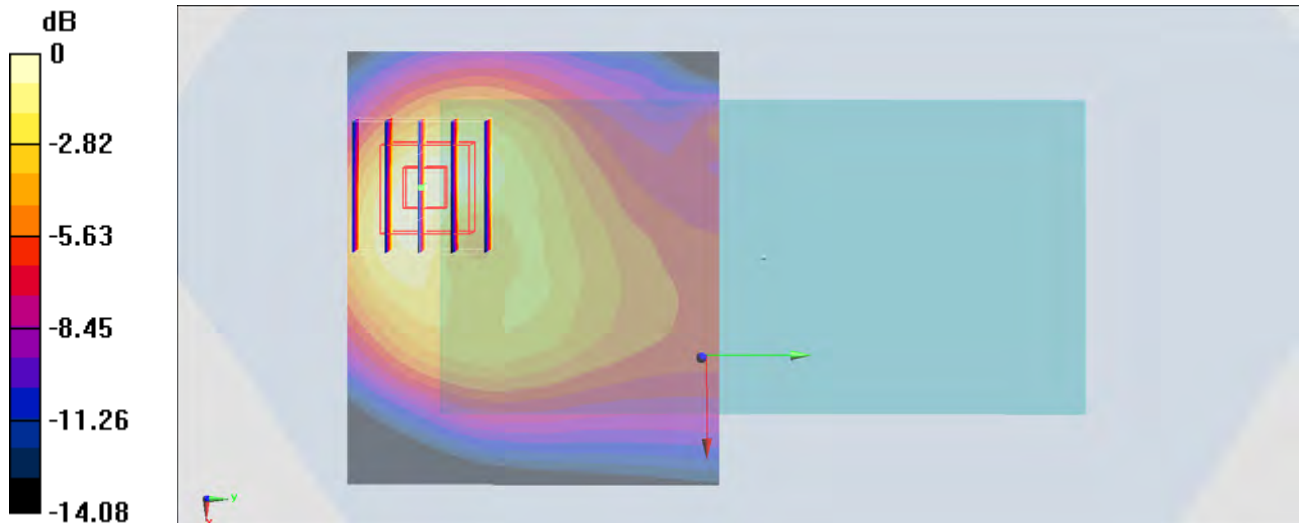
Zoom Scan (5x5x7)/Cube 0: Measurement grid: dx=8mm, dy=8mm, dz=5mm

Reference Value = 17.30 V/m; Power Drift = -0.12 dB

Peak SAR (extrapolated) = 0.496 W/kg

SAR(1 g) = 0.262 W/kg; SAR(10 g) = 0.147 W/kg

Maximum value of SAR (measured) = 0.336 W/kg



0 dB = 0.336 W/kg = -4.74 dBW/kg

#25_GSM1900_GPRS (3 Tx slots)_Bottom Side_5mm_Ch810

Communication System: PCS; Frequency: 1909.8 MHz; Duty Cycle: 1:2.77

Medium: MSL_1900_180323 Medium parameters used: $f = 1910$ MHz; $\sigma = 1.551$ S/m; $\epsilon_r = 53.572$; $\rho = 1000$ kg/m³

Ambient Temperature : 23.2 °C ; Liquid Temperature : 22.2 °C

DASY5 Configuration:

- Probe: ES3DV3 - SN3169; ConvF(4.72, 4.72, 4.72); Calibrated: 2017/5/11;
- Sensor-Surface: 3mm (Mechanical Surface Detection)
- Electronics: DAE4 Sn853; Calibrated: 2017/7/19
- Phantom: SAM_Right; Type: QD000P40CD; Serial: 1719
- Measurement SW: DASY52, Version 52.8 (8); SEMCAD X Version 14.6.10 (7373)

Area Scan (41x61x1): Interpolated grid: dx=1.500 mm, dy=1.500 mm

Maximum value of SAR (interpolated) = 1.56 W/kg

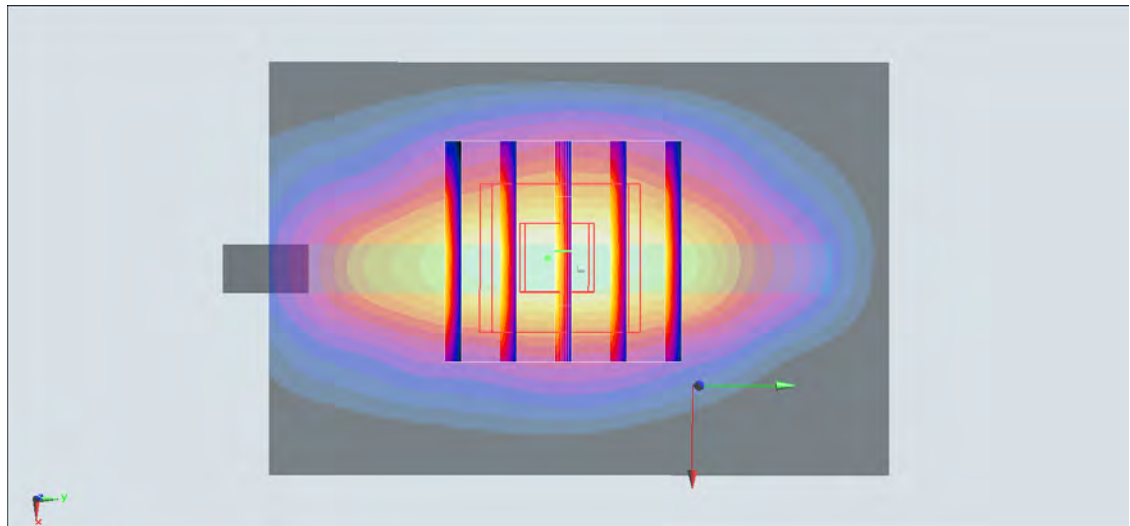
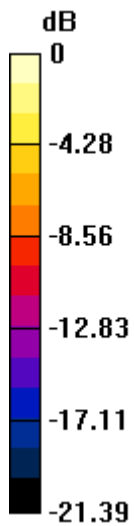
Zoom Scan (5x5x7)/Cube 0: Measurement grid: dx=8mm, dy=8mm, dz=5mm

Reference Value = 30.93 V/m; Power Drift = 0.08 dB

Peak SAR (extrapolated) = 1.80 W/kg

SAR(1 g) = 0.934 W/kg; SAR(10 g) = 0.441 W/kg

Maximum value of SAR (measured) = 1.48 W/kg



0 dB = 1.48 W/kg = 1.70 dBW/kg

#26_WCDMA II_RMC 12.2Kbps_Bottom Side_5mm_Ch9262

Communication System: WCDMA; Frequency: 1852.4 MHz; Duty Cycle: 1:1

Medium: MSL_1900_180323 Medium parameters used: $f = 1852.4$ MHz; $\sigma = 1.481$ S/m; $\epsilon_r = 53.769$; $\rho = 1000$ kg/m³

Ambient Temperature : 23.2 °C ; Liquid Temperature : 22.2 °C

DASY5 Configuration:

- Probe: ES3DV3 - SN3169; ConvF(4.72, 4.72, 4.72); Calibrated: 2017/5/11;
- Sensor-Surface: 3mm (Mechanical Surface Detection)
- Electronics: DAE4 Sn853; Calibrated: 2017/7/19
- Phantom: SAM_Right; Type: QD000P40CD; Serial: 1719
- Measurement SW: DASY52, Version 52.8 (8); SEMCAD X Version 14.6.10 (7373)

Area Scan (41x61x1): Interpolated grid: dx=1.500 mm, dy=1.500 mm

Maximum value of SAR (interpolated) = 1.16 W/kg

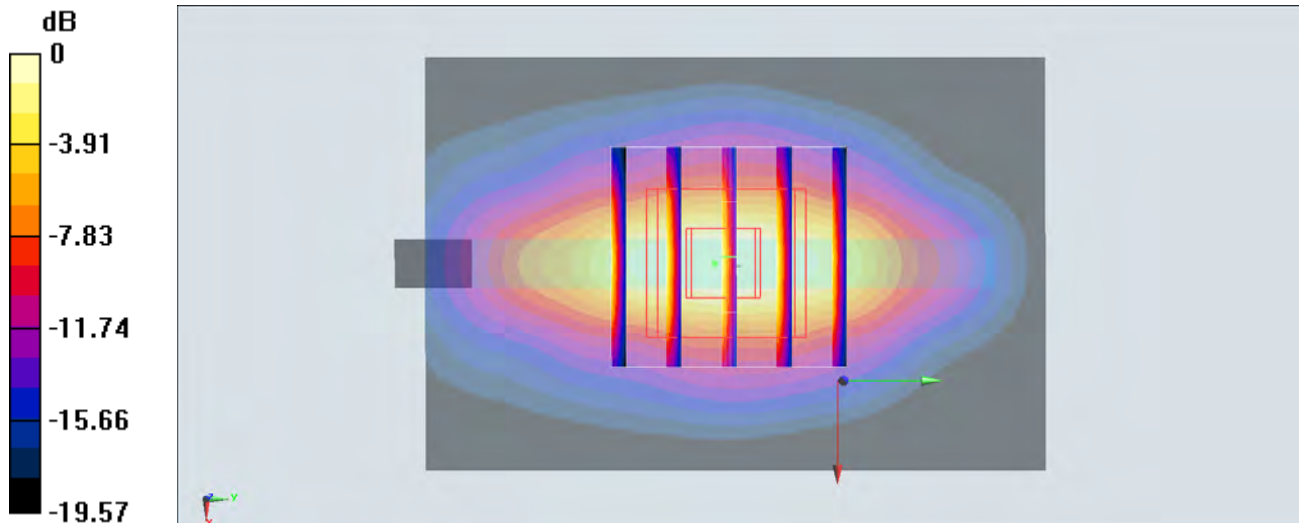
Zoom Scan (5x5x7)/Cube 0: Measurement grid: dx=8mm, dy=8mm, dz=5mm

Reference Value = 23.85 V/m; Power Drift = -0.14 dB

Peak SAR (extrapolated) = 1.39 W/kg

SAR(1 g) = 0.733 W/kg; SAR(10 g) = 0.351 W/kg

Maximum value of SAR (measured) = 1.14 W/kg



#27_WCDMA IV_RMC 12.2Kbps_Bottom Side_5mm_Ch1513

Communication System: WCDMA; Frequency: 1752.6 MHz; Duty Cycle: 1:1

Medium: MSL_1750_180323 Medium parameters used: $f = 1753$ MHz; $\sigma = 1.512$ S/m; $\epsilon_r = 53.533$; $\rho = 1000$ kg/m³

Ambient Temperature : 23.2 °C ; Liquid Temperature : 22.2 °C

DASY5 Configuration:

- Probe: ES3DV3 - SN3169; ConvF(4.95, 4.95, 4.95); Calibrated: 2017/5/11;
- Sensor-Surface: 3mm (Mechanical Surface Detection)
- Electronics: DAE4 Sn853; Calibrated: 2017/7/19
- Phantom: SAM_Right; Type: QD000P40CD; Serial: 1719
- Measurement SW: DASY52, Version 52.8 (8); SEMCAD X Version 14.6.10 (7373)

Area Scan (41x61x1): Interpolated grid: dx=1.500 mm, dy=1.500 mm

Maximum value of SAR (interpolated) = 1.30 W/kg

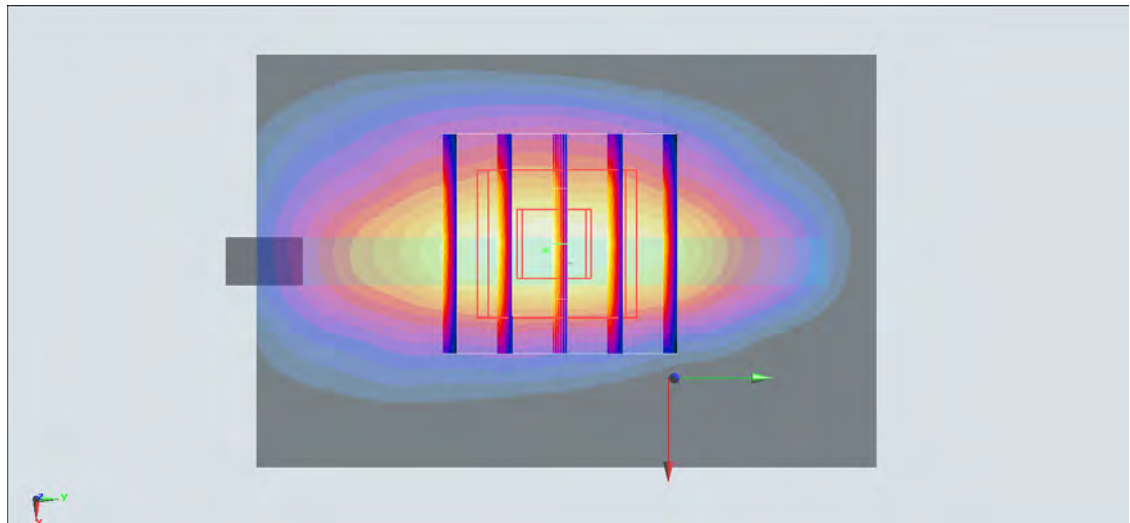
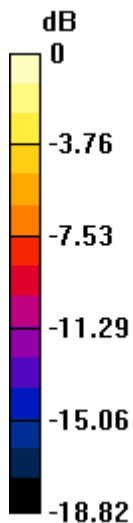
Zoom Scan (5x5x7)/Cube 0: Measurement grid: dx=8mm, dy=8mm, dz=5mm

Reference Value = 25.40 V/m; Power Drift = 0.11 dB

Peak SAR (extrapolated) = 1.54 W/kg

SAR(1 g) = 0.825 W/kg; SAR(10 g) = 0.416 W/kg

Maximum value of SAR (measured) = 1.30 W/kg



0 dB = 1.30 W/kg = 1.14 dBW/kg

#28_WCDMA V_RMC 12.2Kbps_Back_5mm_Ch4233

Communication System: WCDMA; Frequency: 846.6 MHz; Duty Cycle: 1:1

Medium: MSL_850_180322 Medium parameters used: $f = 847$ MHz; $\sigma = 0.966$ S/m; $\epsilon_r = 56.181$; $\rho = 1000$ kg/m³

Ambient Temperature : 23.2 °C ; Liquid Temperature : 22.2 °C

DASY5 Configuration:

- Probe: ES3DV3 - SN3169; ConvF(6.05, 6.05, 6.05); Calibrated: 2017/5/11;
- Sensor-Surface: 3mm (Mechanical Surface Detection)
- Electronics: DAE4 Sn853; Calibrated: 2017/7/19
- Phantom: SAM_Right; Type: QD000P40CD; Serial: 1719
- Measurement SW: DASY52, Version 52.8 (8); SEMCAD X Version 14.6.10 (7373)

Area Scan (71x61x1): Interpolated grid: dx=1.500 mm, dy=1.500 mm

Maximum value of SAR (interpolated) = 0.510 W/kg

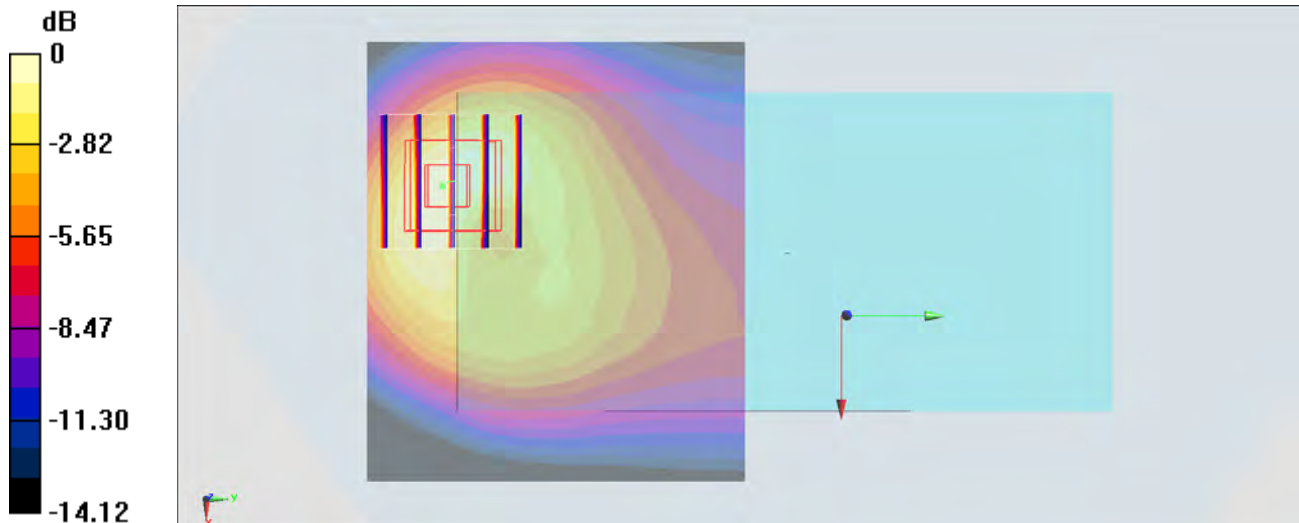
Zoom Scan (5x5x7)/Cube 0: Measurement grid: dx=8mm, dy=8mm, dz=5mm

Reference Value = 20.85 V/m; Power Drift = -0.12 dB

Peak SAR (extrapolated) = 0.776 W/kg

SAR(1 g) = 0.423 W/kg; SAR(10 g) = 0.238 W/kg

Maximum value of SAR (measured) = 0.534 W/kg



0 dB = 0.534 W/kg = -2.72 dBW/kg

#29_CDMA BC0_RTAP 153.6Kbps_Back_5mm_Ch777

Communication System: CDMA; Frequency: 848.31 MHz; Duty Cycle: 1:1

Medium: MSL_850_180322 Medium parameters used: $f = 848.31$ MHz; $\sigma = 0.967$ S/m; $\epsilon_r = 56.171$; $\rho = 1000$ kg/m³

Ambient Temperature : 23.2 °C ; Liquid Temperature : 22.2 °C

DASY5 Configuration:

- Probe: ES3DV3 - SN3169; ConvF(6.05, 6.05, 6.05); Calibrated: 2017/5/11;
- Sensor-Surface: 3mm (Mechanical Surface Detection)
- Electronics: DAE4 Sn853; Calibrated: 2017/7/19
- Phantom: SAM_Right; Type: QD000P40CD; Serial: 1719
- Measurement SW: DASY52, Version 52.8 (8); SEMCAD X Version 14.6.10 (7373)

Area Scan (61x51x1): Interpolated grid: dx=1.500 mm, dy=1.500 mm

Maximum value of SAR (interpolated) = 0.632 W/kg

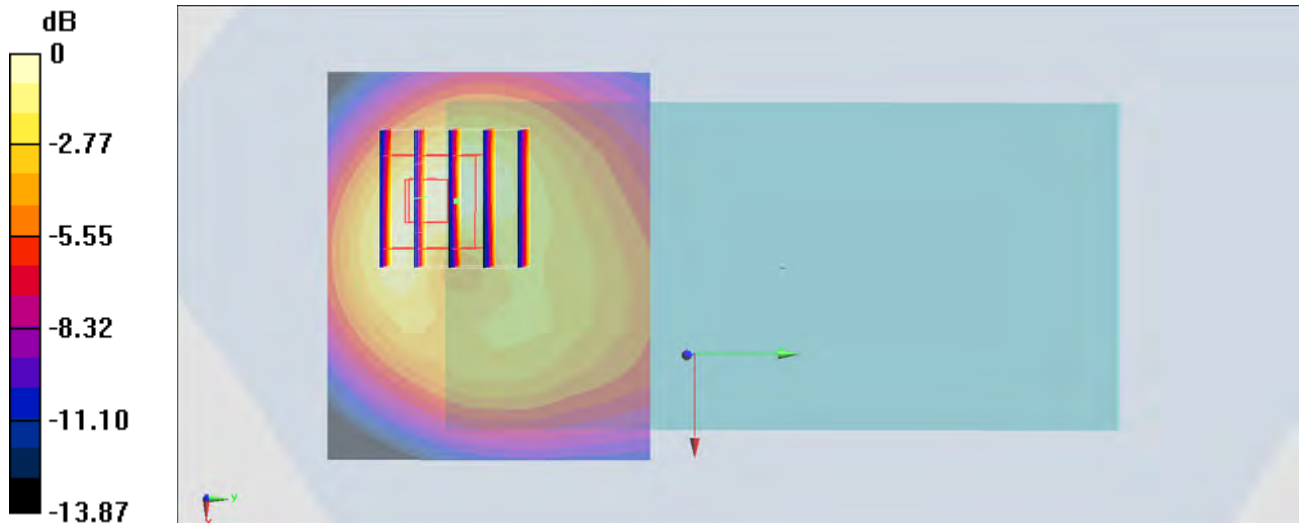
Zoom Scan (5x5x7)/Cube 0: Measurement grid: dx=8mm, dy=8mm, dz=5mm

Reference Value = 21.35 V/m; Power Drift = 0.14 dB

Peak SAR (extrapolated) = 1.00 W/kg

SAR(1 g) = 0.556 W/kg; SAR(10 g) = 0.315 W/kg

Maximum value of SAR (measured) = 0.696 W/kg



0 dB = 0.696 W/kg = -1.57 dBW/kg

#30_CDMA BC1_RTAP 153.6Kbps_Bottom Side_5mm_Ch1175

Communication System: CDMA; Frequency: 1908.75 MHz; Duty Cycle: 1:1

Medium: MSL_1900_180323 Medium parameters used: $f = 1909$ MHz; $\sigma = 1.55$ S/m; $\epsilon_r = 53.578$; $\rho = 1000$ kg/m³

Ambient Temperature : 23.2 °C ; Liquid Temperature : 22.2 °C

DASY5 Configuration:

- Probe: ES3DV3 - SN3169; ConvF(4.72, 4.72, 4.72); Calibrated: 2017/5/11;
- Sensor-Surface: 3mm (Mechanical Surface Detection)
- Electronics: DAE4 Sn853; Calibrated: 2017/7/19
- Phantom: SAM_Right; Type: QD000P40CD; Serial: 1719
- Measurement SW: DASY52, Version 52.8 (8); SEMCAD X Version 14.6.10 (7373)

Area Scan (41x61x1): Interpolated grid: dx=1.500 mm, dy=1.500 mm

Maximum value of SAR (interpolated) = 1.19 W/kg

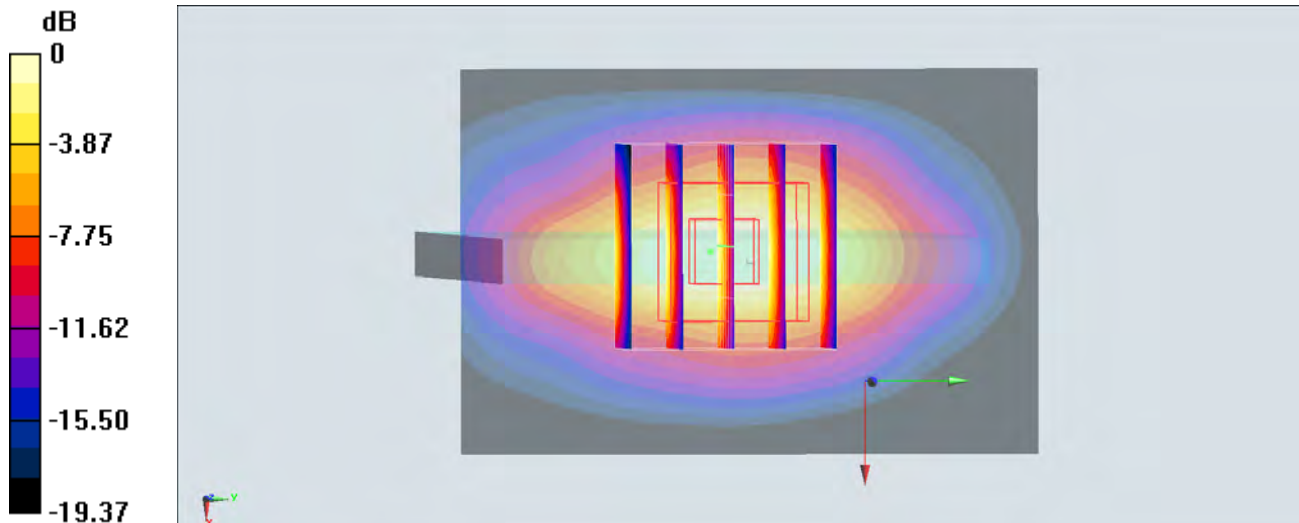
Zoom Scan (5x5x7)/Cube 0: Measurement grid: dx=8mm, dy=8mm, dz=5mm

Reference Value = 26.65 V/m; Power Drift = -0.06 dB

Peak SAR (extrapolated) = 1.60 W/kg

SAR(1 g) = 0.812 W/kg; SAR(10 g) = 0.387 W/kg

Maximum value of SAR (measured) = 1.16 W/kg



0 dB = 1.16 W/kg = 0.64 dBW/kg

#31_CDMA BC10_RTAP 153.6Kbps_Back_5mm_Ch580

Communication System: CDMA; Frequency: 820.5 MHz; Duty Cycle: 1:1

Medium: MSL_850_180322 Medium parameters used: $f = 820.5$ MHz; $\sigma = 0.943$ S/m; $\epsilon_r = 56.421$; $\rho = 1000$ kg/m³

Ambient Temperature : 23.2 °C; Liquid Temperature : 22.2 °C

DASY5 Configuration:

- Probe: ES3DV3 - SN3169; ConvF(6.05, 6.05, 6.05); Calibrated: 2017/5/11;
- Sensor-Surface: 3mm (Mechanical Surface Detection)
- Electronics: DAE4 Sn853; Calibrated: 2017/7/19
- Phantom: SAM_Right; Type: QD000P40CD; Serial: 1719
- Measurement SW: DASY52, Version 52.8 (8); SEMCAD X Version 14.6.10 (7373)

Area Scan (61x51x1): Interpolated grid: dx=1.500 mm, dy=1.500 mm

Maximum value of SAR (interpolated) = 0.572 W/kg

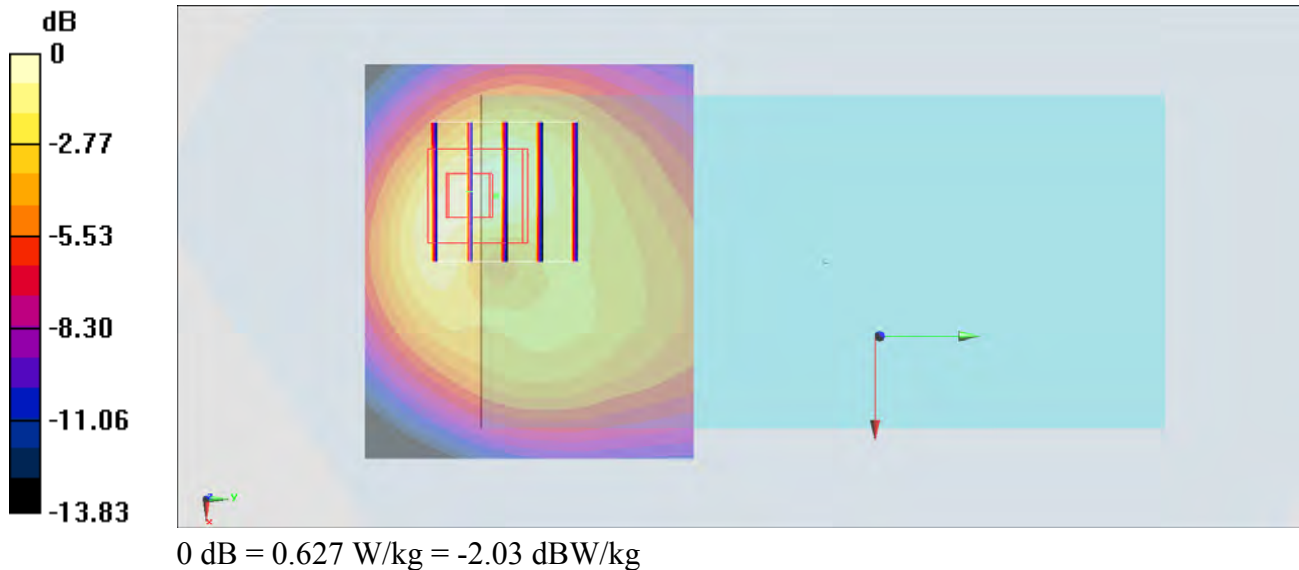
Zoom Scan (5x5x7)/Cube 0: Measurement grid: dx=8mm, dy=8mm, dz=5mm

Reference Value = 20.68 V/m; Power Drift = 0.15 dB

Peak SAR (extrapolated) = 0.909 W/kg

SAR(1 g) = 0.500 W/kg; SAR(10 g) = 0.283 W/kg

Maximum value of SAR (measured) = 0.627 W/kg



#32_LTE Band 7_20M_QPSK_50_50_Back_5mm_Ch20850

Communication System: LTE; Frequency: 2510 MHz; Duty Cycle: 1:1

Medium: MSL_2600_180322 Medium parameters used: $f = 2510$ MHz; $\sigma = 2.033$ S/m; $\epsilon_r = 53.023$; $\rho = 1000$ kg/m³

Ambient Temperature : 23.2 °C; Liquid Temperature : 22.2 °C

DASY5 Configuration:

- Probe: ES3DV3 - SN3169; ConvF(4.17, 4.17, 4.17); Calibrated: 2017/5/11;
- Sensor-Surface: 3mm (Mechanical Surface Detection)
- Electronics: DAE4 Sn853; Calibrated: 2017/7/19
- Phantom: SAM_Right; Type: QD000P40CD; Serial: 1719
- Measurement SW: DASY52, Version 52.8 (8); SEMCAD X Version 14.6.10 (7373)

Area Scan (81x71x1): Interpolated grid: dx=1.200 mm, dy=1.200 mm

Maximum value of SAR (interpolated) = 0.748 W/kg

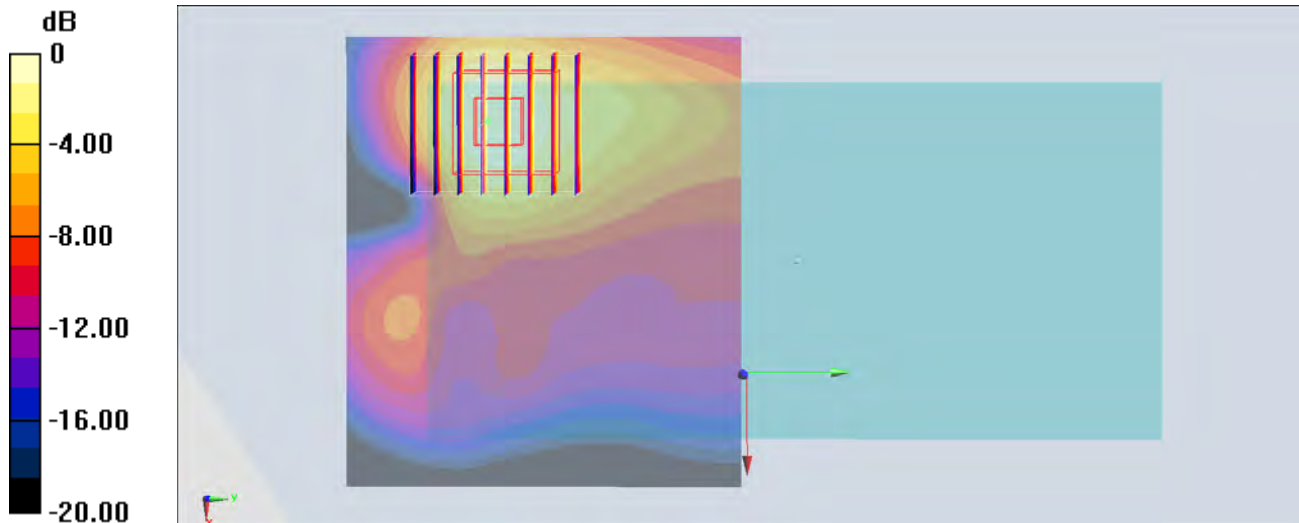
Zoom Scan (7x8x7)/Cube 0: Measurement grid: dx=5mm, dy=5mm, dz=5mm

Reference Value = 14.24 V/m; Power Drift = 0.09 dB

Peak SAR (extrapolated) = 1.00 W/kg

SAR(1 g) = 0.572 W/kg; SAR(10 g) = 0.302 W/kg

Maximum value of SAR (measured) = 0.706 W/kg



0 dB = 0.706 W/kg = -1.51 dBW/kg

#33_LTE Band 12_10M_QPSK_1_49_Back_5mm_Ch23095

Communication System: LTE; Frequency: 707.5 MHz; Duty Cycle: 1:1

Medium: MSL_750_180323 Medium parameters used: $f = 707.5$ MHz; $\sigma = 0.921$ S/m; $\epsilon_r = 55.557$; $\rho = 1000$ kg/m³

Ambient Temperature : 23.2 °C ; Liquid Temperature : 22.2 °C

DASY5 Configuration:

- Probe: ES3DV3 - SN3169; ConvF(6.31, 6.31, 6.31); Calibrated: 2017/5/11;
- Sensor-Surface: 3mm (Mechanical Surface Detection)
- Electronics: DAE4 Sn853; Calibrated: 2017/7/19
- Phantom: SAM_Right; Type: QD000P40CD; Serial: 1719
- Measurement SW: DASY52, Version 52.8 (8); SEMCAD X Version 14.6.10 (7373)

Area Scan (61x61x1): Interpolated grid: dx=1.500 mm, dy=1.500 mm

Maximum value of SAR (interpolated) = 0.591 W/kg

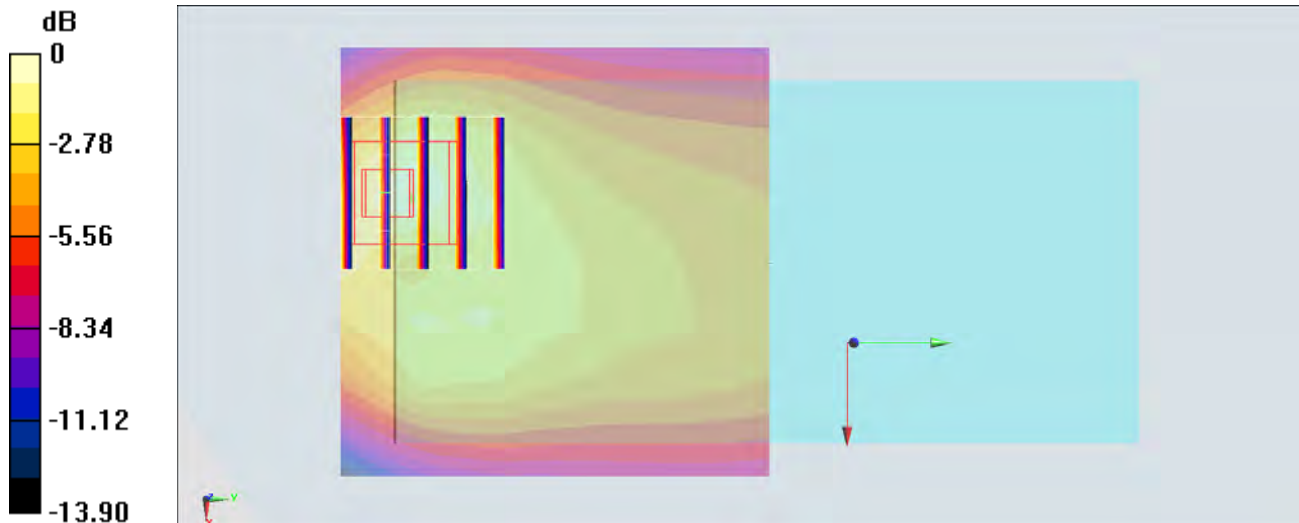
Zoom Scan (5x5x7)/Cube 0: Measurement grid: dx=8mm, dy=8mm, dz=5mm

Reference Value = 21.64 V/m; Power Drift = -0.02 dB

Peak SAR (extrapolated) = 1.00 W/kg

SAR(1 g) = 0.500 W/kg; SAR(10 g) = 0.278 W/kg

Maximum value of SAR (measured) = 0.643 W/kg



0 dB = 0.643 W/kg = -1.92 dBW/kg

#34_LTE Band 13_10M_QPSK_1_0_Back_5mm_Ch23230

Communication System: LTE ; Frequency: 782 MHz;Duty Cycle: 1:1

Medium: MSL_750_180323 Medium parameters used: $f = 782$ MHz; $\sigma = 0.995$ S/m; $\epsilon_r = 54.771$; $\rho = 1000$ kg/m³

Ambient Temperature : 23.2 °C ; Liquid Temperature : 22.2 °C

DASY5 Configuration:

- Probe: ES3DV3 - SN3169; ConvF(6.31, 6.31, 6.31); Calibrated: 2017/5/11;
- Sensor-Surface: 3mm (Mechanical Surface Detection)
- Electronics: DAE4 Sn853; Calibrated: 2017/7/19
- Phantom: SAM_Right; Type: QD000P40CD; Serial: 1719
- Measurement SW: DASY52, Version 52.8 (8);SEMCAD X Version 14.6.10 (7373)

Area Scan (61x61x1): Interpolated grid: dx=1.500 mm, dy=1.500 mm

Maximum value of SAR (interpolated) = 0.662 W/kg

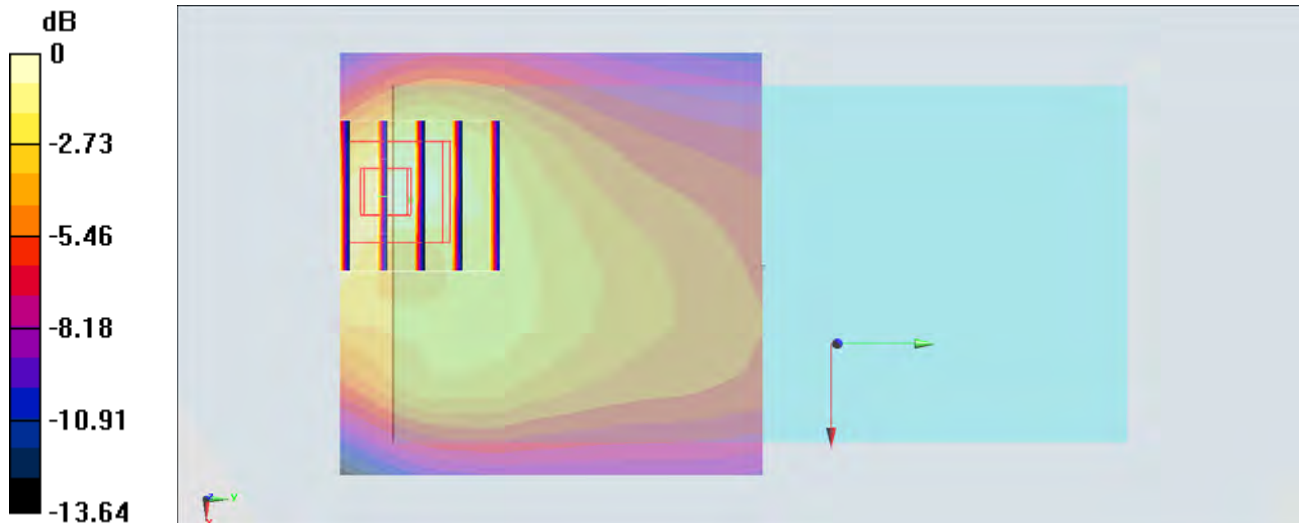
Zoom Scan (5x5x7)/Cube 0: Measurement grid: dx=8mm, dy=8mm, dz=5mm

Reference Value = 21.34 V/m; Power Drift = -0.04 dB

Peak SAR (extrapolated) = 1.10 W/kg

SAR(1 g) = 0.563 W/kg; SAR(10 g) = 0.313 W/kg

Maximum value of SAR (measured) = 0.720 W/kg



0 dB = 0.720 W/kg = -1.43 dBW/kg

#35_LTE Band 14_10M_QPSK_50_0_Back_5mm_Ch23330

Communication System: LTE; Frequency: 793 MHz; Duty Cycle: 1:1

Medium: MSL_750_180323 Medium parameters used: $f = 793$ MHz; $\sigma = 1.006$ S/m; $\epsilon_r = 54.645$; $\rho = 1000$ kg/m³

Ambient Temperature : 23.2 °C; Liquid Temperature : 22.2 °C

DASY5 Configuration:

- Probe: ES3DV3 - SN3169; ConvF(6.31, 6.31, 6.31); Calibrated: 2017/5/11;
- Sensor-Surface: 3mm (Mechanical Surface Detection)
- Electronics: DAE4 Sn853; Calibrated: 2017/7/19
- Phantom: SAM_Right; Type: QD000P40CD; Serial: 1719
- Measurement SW: DASY52, Version 52.8 (8); SEMCAD X Version 14.6.10 (7373)

Area Scan (61x61x1): Interpolated grid: dx=1.500 mm, dy=1.500 mm

Maximum value of SAR (interpolated) = 0.432 W/kg

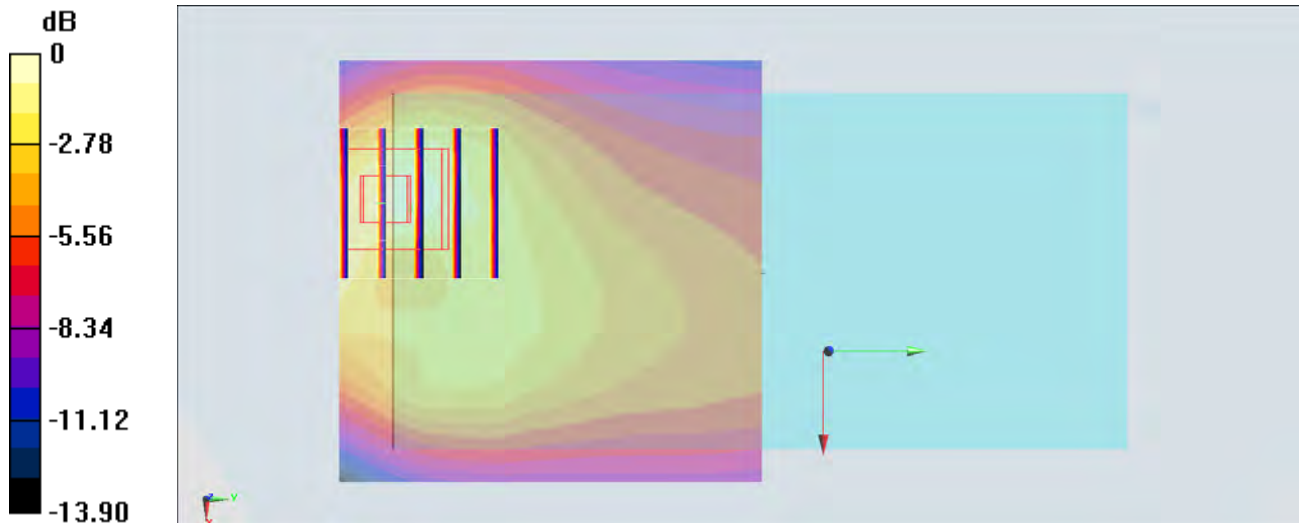
Zoom Scan (5x5x7)/Cube 0: Measurement grid: dx=8mm, dy=8mm, dz=5mm

Reference Value = 18.99 V/m; Power Drift = 0.01 dB

Peak SAR (extrapolated) = 0.718 W/kg

SAR(1 g) = 0.370 W/kg; SAR(10 g) = 0.205 W/kg

Maximum value of SAR (measured) = 0.471 W/kg



#36_LTE Band 25_20M_QPSK_50_0_Bottom Side_5mm_Ch26590

Communication System: LTE; Frequency: 1905 MHz; Duty Cycle: 1:1

Medium: MSL_1900_180323 Medium parameters used: $f = 1905$ MHz; $\sigma = 1.546$ S/m; $\epsilon_r = 53.592$; $\rho = 1000$ kg/m³

Ambient Temperature : 23.2 °C; Liquid Temperature : 22.2 °C

DASY5 Configuration:

- Probe: ES3DV3 - SN3169; ConvF(4.72, 4.72, 4.72); Calibrated: 2017/5/11;
- Sensor-Surface: 3mm (Mechanical Surface Detection)
- Electronics: DAE4 Sn853; Calibrated: 2017/7/19
- Phantom: SAM_Right; Type: QD000P40CD; Serial: 1719
- Measurement SW: DASY52, Version 52.8 (8); SEMCAD X Version 14.6.10 (7373)

Area Scan (41x61x1): Interpolated grid: dx=1.500 mm, dy=1.500 mm

Maximum value of SAR (interpolated) = 1.55 W/kg

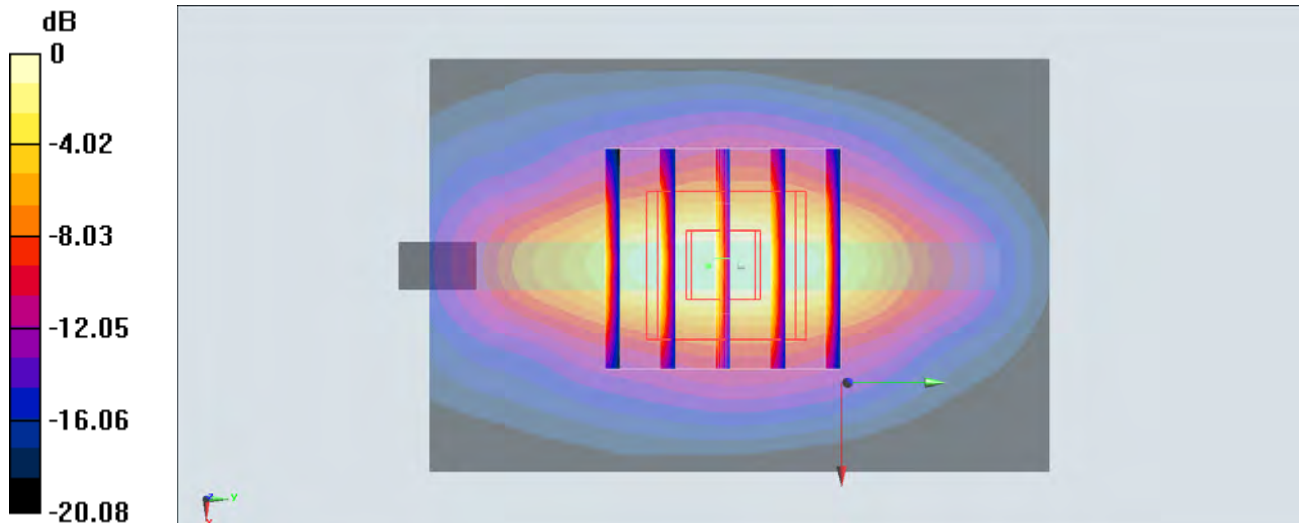
Zoom Scan (5x5x7)/Cube 0: Measurement grid: dx=8mm, dy=8mm, dz=5mm

Reference Value = 26.90 V/m; Power Drift = 0.11 dB

Peak SAR (extrapolated) = 1.78 W/kg

SAR(1 g) = 0.932 W/kg; SAR(10 g) = 0.451 W/kg

Maximum value of SAR (measured) = 1.48 W/kg



0 dB = 1.48 W/kg = 1.70 dBW/kg

#37_LTE Band 26_15M_QPSK_36_0_Back_5mm_Ch26865

Communication System: LTE; Frequency: 831.5 MHz; Duty Cycle: 1:1

Medium: MSL_850_180322 Medium parameters used : $f = 831.5$ MHz; $\sigma = 0.953$ S/m; $\epsilon_r = 56.318$; $\rho = 1000$ kg/m³

Ambient Temperature : 23.2 °C ; Liquid Temperature : 22.2 °C

DASY5 Configuration:

- Probe: ES3DV3 - SN3169; ConvF(6.05, 6.05, 6.05); Calibrated: 2017/5/11;
- Sensor-Surface: 3mm (Mechanical Surface Detection)
- Electronics: DAE4 Sn853; Calibrated: 2017/7/19
- Phantom: SAM_Right; Type: QD000P40CD; Serial: 1719
- Measurement SW: DASY52, Version 52.8 (8); SEMCAD X Version 14.6.10 (7373)

Area Scan (71x61x1): Interpolated grid: dx=1.500 mm, dy=1.500 mm

Maximum value of SAR (interpolated) = 0.468 W/kg

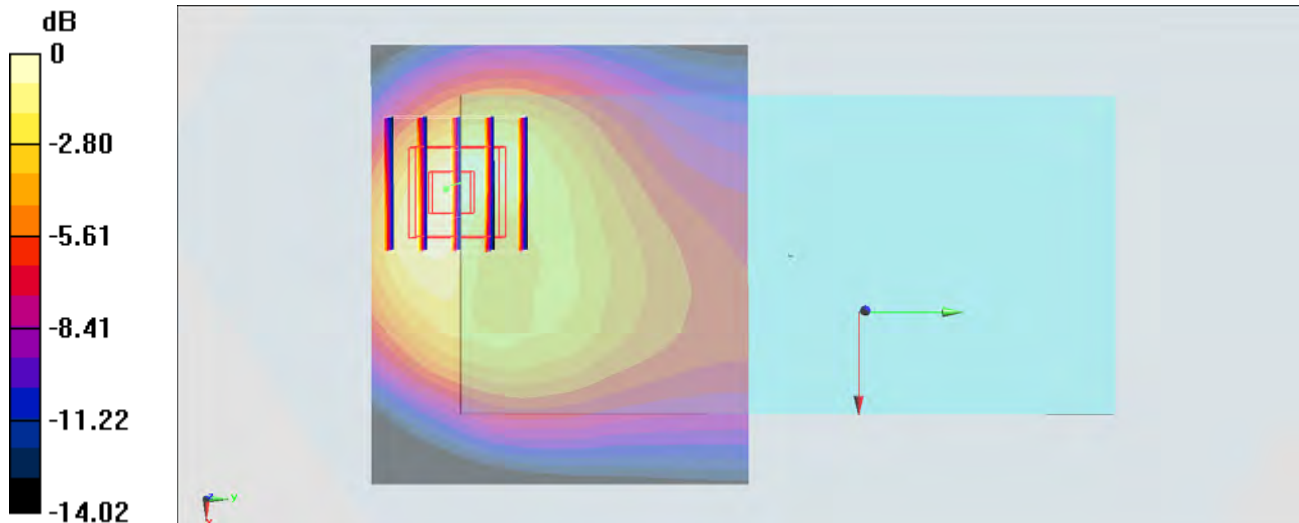
Zoom Scan (5x5x7)/Cube 0: Measurement grid: dx=8mm, dy=8mm, dz=5mm

Reference Value = 20.38 V/m; Power Drift = -0.17 dB

Peak SAR (extrapolated) = 0.711 W/kg

SAR(1 g) = 0.388 W/kg; SAR(10 g) = 0.218 W/kg

Maximum value of SAR (measured) = 0.486 W/kg



0 dB = 0.486 W/kg = -3.13 dBW/kg

#38_LTE Band 30_10M_QPSK_25_0_Back_5mm_Ch27710

Communication System: LTE; Frequency: 2310 MHz; Duty Cycle: 1:1

Medium: MSL_2300_180326 Medium parameters used: $f = 2310$ MHz; $\sigma = 1.791$ S/m; $\epsilon_r = 51.761$; $\rho = 1000$ kg/m³

Ambient Temperature : 23.3 °C ; Liquid Temperature : 22.3 °C

DASY5 Configuration:

- Probe: EX3DV4 - SN3931; ConvF(7.89, 7.89, 7.89); Calibrated: 2017/9/29;
- Sensor-Surface: 1.4mm (Mechanical Surface Detection)
- Electronics: DAE4 Sn1399; Calibrated: 2017/11/16
- Phantom: SAM_Right; Type: QD000P40CD; Serial: 1719
- Measurement SW: DASY52, Version 52.8 (8); SEMCAD X Version 14.6.10 (7373)

Area Scan (81x71x1): Interpolated grid: dx=1.200 mm, dy=1.200 mm

Maximum value of SAR (interpolated) = 1.18 W/kg

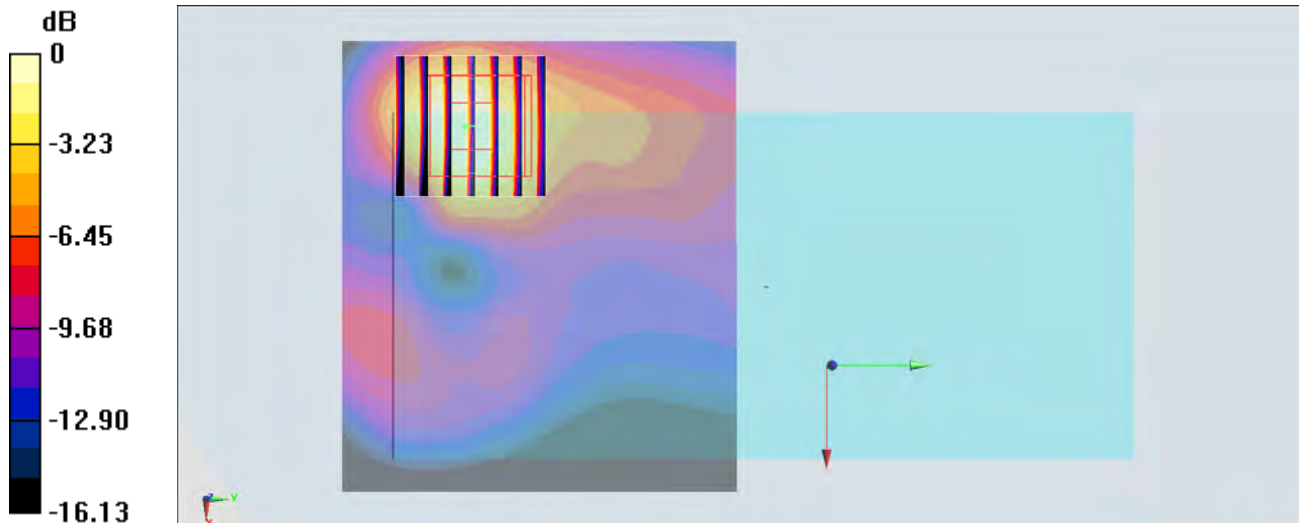
Zoom Scan (7x7x7)/Cube 0: Measurement grid: dx=5mm, dy=5mm, dz=5mm

Reference Value = 14.61 V/m; Power Drift = -0.01 dB

Peak SAR (extrapolated) = 1.29 W/kg

SAR(1 g) = 0.661 W/kg; SAR(10 g) = 0.326 W/kg

Maximum value of SAR (measured) = 1.04 W/kg



0 dB = 1.04 W/kg = 0.17 dBW/kg

#39_LTE Band 66_20M_QPSK_100_0_Bottom Side_5mm_Ch132572

Communication System: LTE; Frequency: 1770 MHz; Duty Cycle: 1:1

Medium: MSL_1750_180323 Medium parameters used: $f = 1770$ MHz; $\sigma = 1.529$ S/m; $\epsilon_r = 53.476$; $\rho = 1000$ kg/m³

Ambient Temperature : 23.2 °C ; Liquid Temperature : 22.2 °C

DASY5 Configuration:

- Probe: ES3DV3 - SN3169; ConvF(4.95, 4.95, 4.95); Calibrated: 2017/5/11;
- Sensor-Surface: 3mm (Mechanical Surface Detection)
- Electronics: DAE4 Sn853; Calibrated: 2017/7/19
- Phantom: SAM_Right; Type: QD000P40CD; Serial: 1719
- Measurement SW: DASY52, Version 52.8 (8); SEMCAD X Version 14.6.10 (7373)

Area Scan (41x61x1): Interpolated grid: dx=1.500 mm, dy=1.500 mm

Maximum value of SAR (interpolated) = 1.34 W/kg

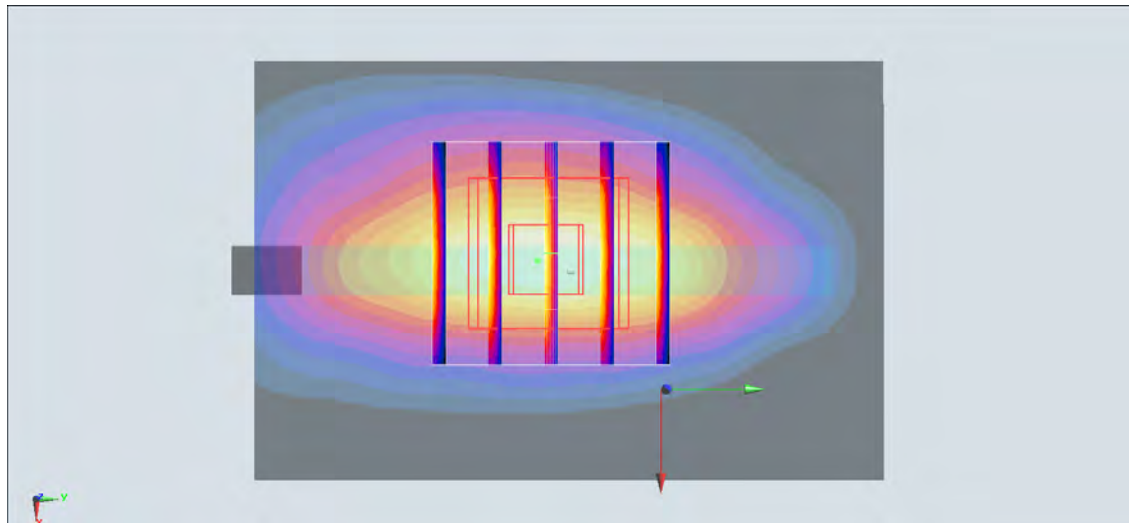
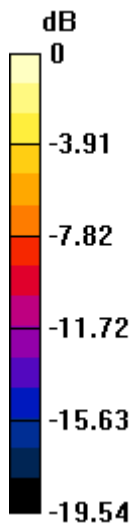
Zoom Scan (5x5x7)/Cube 0: Measurement grid: dx=8mm, dy=8mm, dz=5mm

Reference Value = 26.29 V/m; Power Drift = 0.12 dB

Peak SAR (extrapolated) = 1.55 W/kg

SAR(1 g) = 0.812 W/kg; SAR(10 g) = 0.394 W/kg

Maximum value of SAR (measured) = 1.31 W/kg



0 dB = 1.31 W/kg = 1.17 dBW/kg

#40_LTE Band 71_20M_QPSK_1_0_Back_5mm_Ch133322

Communication System: LTE ; Frequency: 683 MHz;Duty Cycle: 1:1

Medium: MSL_750_180323 Medium parameters used : $f = 683 \text{ MHz}$; $\sigma = 0.897 \text{ S/m}$; $\epsilon_r = 55.805$; $\rho = 1000 \text{ kg/m}^3$

Ambient Temperature : $23.2 \text{ }^\circ\text{C}$; Liquid Temperature : $22.2 \text{ }^\circ\text{C}$

DASY5 Configuration:

- Probe: ES3DV3 - SN3169; ConvF(6.31, 6.31, 6.31); Calibrated: 2017/5/11;
- Sensor-Surface: 1.4mm (Mechanical Surface Detection)
- Electronics: DAE4 Sn853; Calibrated: 2017/7/19
- Phantom: SAM_Right; Type: QD000P40CD; Serial: 1719
- Measurement SW: DASY52, Version 52.8 (8);SEMCAD X Version 14.6.10 (7373)

Area Scan (61x61x1): Interpolated grid: $dx=1.500 \text{ mm}$, $dy=1.500 \text{ mm}$

Maximum value of SAR (interpolated) = 0.930 W/kg

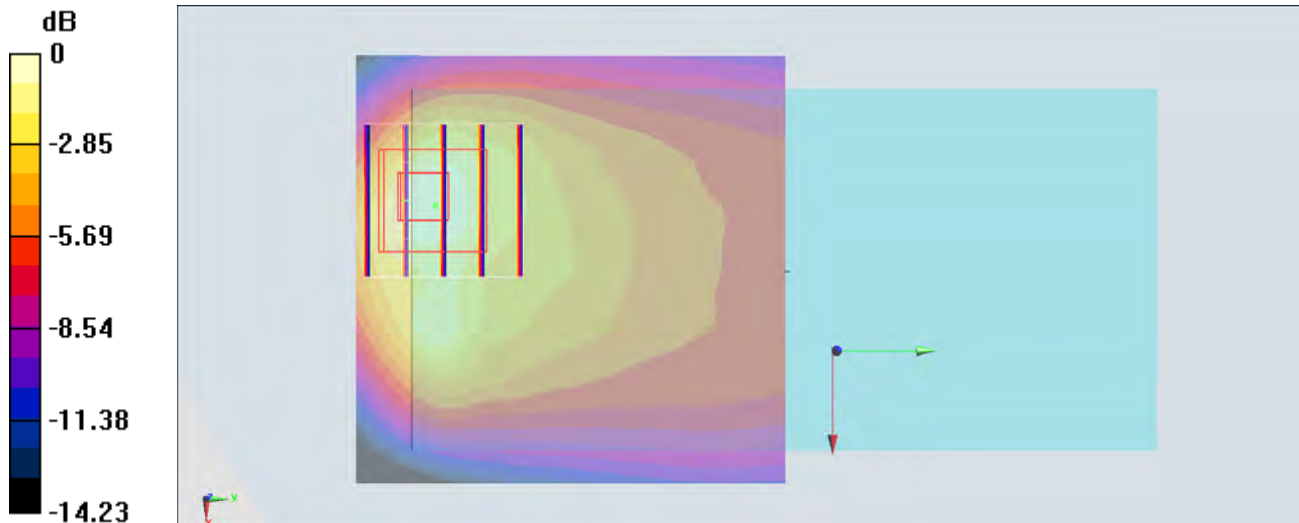
Zoom Scan (5x5x7)/Cube 0: Measurement grid: $dx=8\text{mm}$, $dy=8\text{mm}$, $dz=5\text{mm}$

Reference Value = 30.85 V/m ; Power Drift = 0.01 dB

Peak SAR (extrapolated) = 1.04 W/kg

SAR(1 g) = 0.510 W/kg ; SAR(10 g) = 0.274 W/kg

Maximum value of SAR (measured) = 0.785 W/kg



0 dB = 0.785 W/kg = -1.05 dBW/kg

#41_LTE Band 41_20M_QPSK_1_0_Back_5mm_Ch41490

Communication System: LTE; Frequency: 2680 MHz; Duty Cycle: 1:1.59

Medium: MSL_2600_180322 Medium parameters used: $f = 2680$ MHz; $\sigma = 2.263$ S/m; $\epsilon_r = 52.46$; $\rho = 1000$ kg/m³

Ambient Temperature : 23.2 °C ; Liquid Temperature : 22.2 °C

DASY5 Configuration:

- Probe: ES3DV3 - SN3169; ConvF(4.17, 4.17, 4.17); Calibrated: 2017/5/11;
- Sensor-Surface: 3mm (Mechanical Surface Detection)
- Electronics: DAE4 Sn853; Calibrated: 2017/7/19
- Phantom: SAM_Right; Type: QD000P40CD; Serial: 1719
- Measurement SW: DASY52, Version 52.8 (8); SEMCAD X Version 14.6.10 (7373)

Area Scan (81x71x1): Interpolated grid: dx=1.200 mm, dy=1.200 mm

Maximum value of SAR (interpolated) = 0.576 W/kg

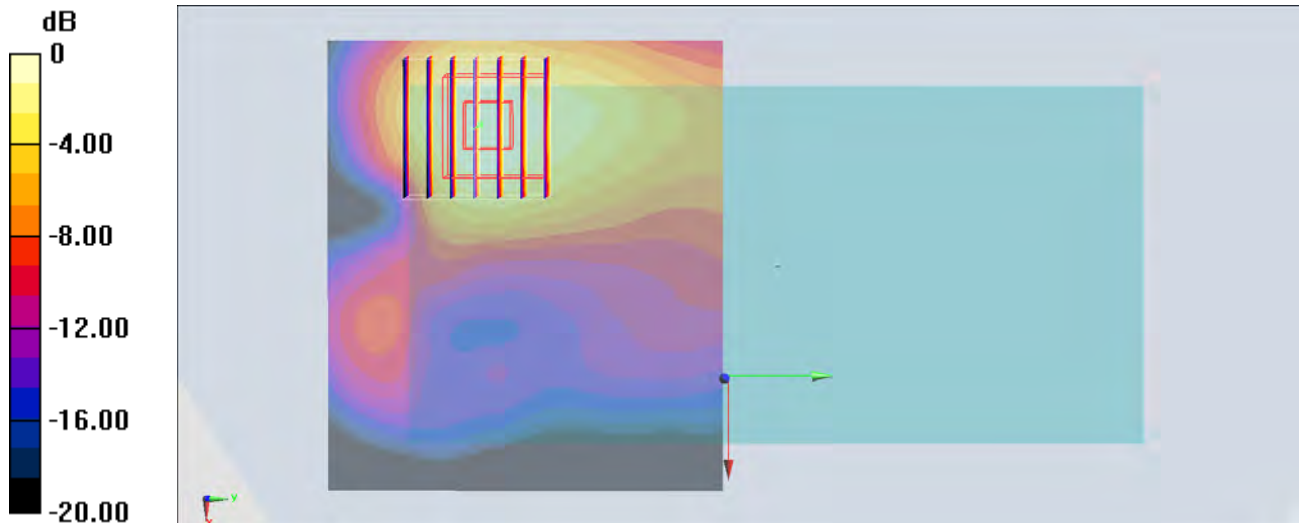
Zoom Scan (7x7x7)/Cube 0: Measurement grid: dx=5mm, dy=5mm, dz=5mm

Reference Value = 13.58 V/m; Power Drift = 0.12 dB

Peak SAR (extrapolated) = 0.815 W/kg

SAR(1 g) = 0.449 W/kg; SAR(10 g) = 0.239 W/kg

Maximum value of SAR (measured) = 0.563 W/kg



0 dB = 0.563 W/kg = -2.49 dBW/kg

#42_WLAN2.4GHz_802.11b 1Mbps_Left Side_5mm_Ch6

Communication System: 802.11b; Frequency: 2437 MHz; Duty Cycle: 1:1.006

Medium: MSL_2450_180324 Medium parameters used : $f = 2437$ MHz; $\sigma = 1.976$ S/m; $\epsilon_r = 53.287$; $\rho = 1000$ kg/m³

Ambient Temperature : 23.6 °C ; Liquid Temperature : 22.6 °C

DASY5 Configuration:

- Probe: EX3DV4 - SN3976; ConvF(7.8, 7.8, 7.8); Calibrated: 2018/1/23;
- Sensor-Surface: 1.4mm (Mechanical Surface Detection)
- Electronics: DAE3 Sn495; Calibrated: 2017/5/22
- Phantom: SAM_Right; Type: QD000P40CD; Serial: 1884
- Measurement SW: DASY52, Version 52.8 (8); SEMCAD X Version 14.6.10 (7373)

Area Scan (51x151x1): Interpolated grid: dx=1.200 mm, dy=1.200 mm

Maximum value of SAR (interpolated) = 1.51 W/kg

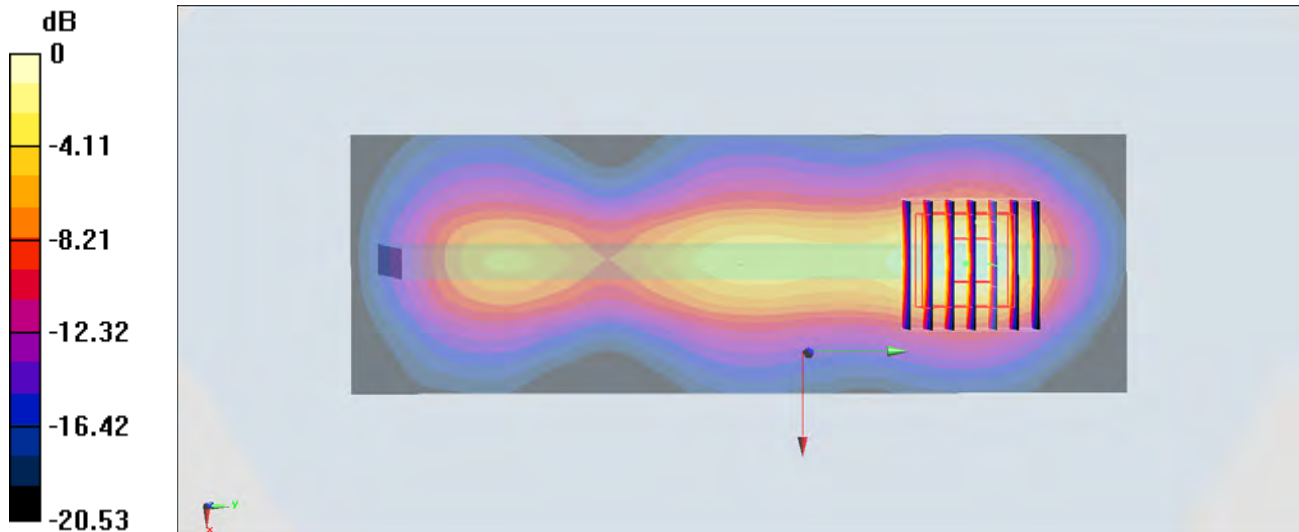
Zoom Scan (7x7x7)/Cube 0: Measurement grid: dx=5mm, dy=5mm, dz=5mm

Reference Value = 28.31 V/m; Power Drift = 0.04 dB

Peak SAR (extrapolated) = 1.88 W/kg

SAR(1 g) = 0.807 W/kg; SAR(10 g) = 0.356 W/kg

Maximum value of SAR (measured) = 1.47 W/kg



#43_WLAN5GHz_802.11ac-VHT80 MCS0_Left Side_5mm_Ch42

Communication System: 802.11ac; Frequency: 5210 MHz; Duty Cycle: 1:1.149

Medium: MSL_5G_180321 Medium parameters used: $f = 5210$ MHz; $\sigma = 5.29$ S/m; $\epsilon_r = 47.75$; $\rho = 1000$ kg/m³

Ambient Temperature : 23.3 °C ; Liquid Temperature : 22.3 °C

DASY5 Configuration:

- Probe: EX3DV4 - SN3976; ConvF(4.92, 4.92, 4.92); Calibrated: 2018/1/23;
- Sensor-Surface: 1.4mm (Mechanical Surface Detection)
- Electronics: DAE3 Sn495; Calibrated: 2017/5/22
- Phantom: SAM-Left; Type: QD 000 P40 C; Serial: TP-1446
- Measurement SW: DASY52, Version 52.8 (8); SEMCAD X Version 14.6.10 (7373)

Area Scan (61x81x1): Interpolated grid: dx=1.000 mm, dy=1.000 mm

Maximum value of SAR (interpolated) = 1.36 W/kg

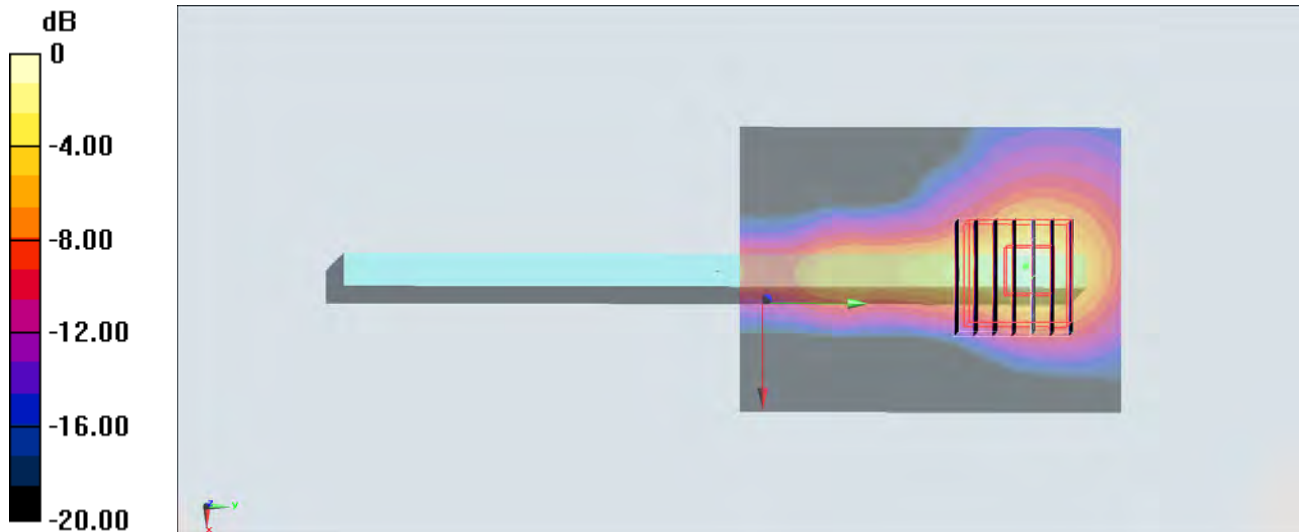
Zoom Scan (7x7x7)/Cube 0: Measurement grid: dx=4mm, dy=4mm, dz=1.4mm

Reference Value = 13.11 V/m; Power Drift = -0.13 dB

Peak SAR (extrapolated) = 2.30 W/kg

SAR(1 g) = 0.519 W/kg; SAR(10 g) = 0.145 W/kg

Maximum value of SAR (measured) = 1.30 W/kg



0 dB = 1.30 W/kg = 1.14 dBW/kg

#44_WLAN5GHz_802.11ac-VHT80 MCS0_Left Side_5mm_Ch155

Communication System: 802.11ac; Frequency: 5775 MHz; Duty Cycle: 1:1.149

Medium: MSL_5G_180321 Medium parameters used: $f = 5775$ MHz; $\sigma = 6.037$ S/m; $\epsilon_r = 46.779$; $\rho = 1000$ kg/m³

Ambient Temperature : 23.3 °C ; Liquid Temperature : 22.3 °C

DASY5 Configuration:

- Probe: EX3DV4 - SN3976; ConvF(4.46, 4.46, 4.46); Calibrated: 2018/1/23;
- Sensor-Surface: 1.4mm (Mechanical Surface Detection)
- Electronics: DAE3 Sn495; Calibrated: 2017/5/22
- Phantom: SAM-Left; Type: QD 000 P40 C; Serial: TP-1446
- Measurement SW: DASY52, Version 52.8 (8); SEMCAD X Version 14.6.10 (7373)

Area Scan (61x81x1): Interpolated grid: dx=1.000 mm, dy=1.000 mm

Maximum value of SAR (interpolated) = 1.43 W/kg

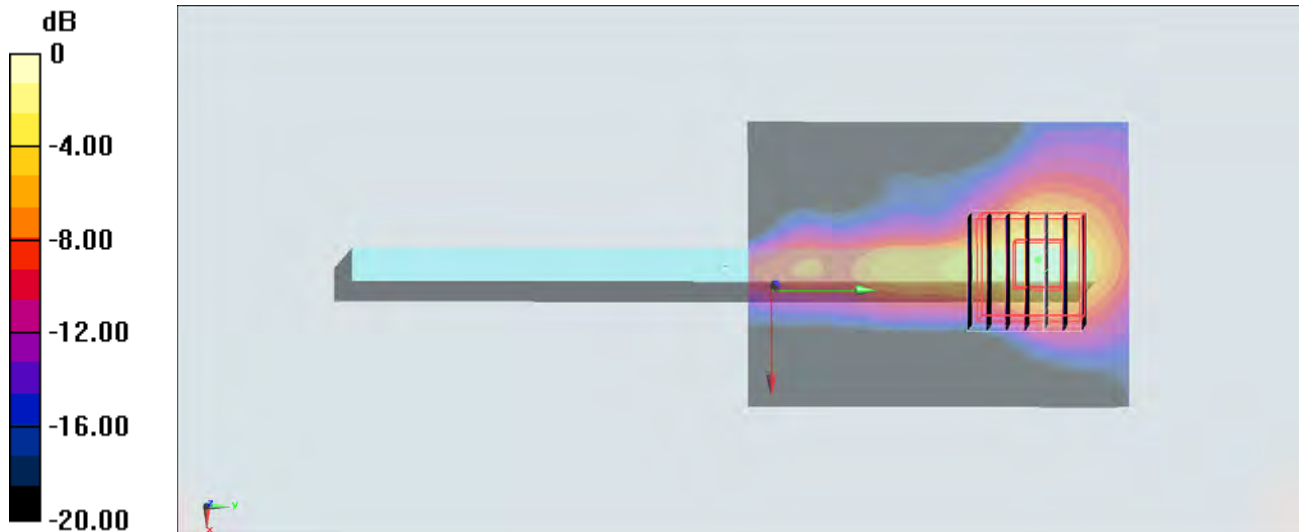
Zoom Scan (7x7x7)/Cube 0: Measurement grid: dx=4mm, dy=4mm, dz=1.4mm

Reference Value = 11.75 V/m; Power Drift = -0.10 dB

Peak SAR (extrapolated) = 2.59 W/kg

SAR(1 g) = 0.508 W/kg; SAR(10 g) = 0.134 W/kg

Maximum value of SAR (measured) = 1.33 W/kg



0 dB = 1.33 W/kg = 1.24 dBW/kg

#45_Bluetooth_1Mbps_Left Side_5mm_Ch39

Communication System: Bluetooth; Frequency: 2441 MHz; Duty Cycle: 1:1.297

Medium: MSL_2450_180324 Medium parameters used: $f = 2441$ MHz; $\sigma = 1.981$ S/m; $\epsilon_r = 53.271$; $\rho = 1000$ kg/m³

Ambient Temperature : 23.6 °C; Liquid Temperature : 22.6 °C

DASY5 Configuration:

- Probe: EX3DV4 - SN3976; ConvF(7.8, 7.8, 7.8); Calibrated: 2018/1/23;
- Sensor-Surface: 1.4mm (Mechanical Surface Detection)
- Electronics: DAE3 Sn495; Calibrated: 2017/5/22
- Phantom: SAM_Right; Type: QD000P40CD; Serial: 1884
- Measurement SW: DASY52, Version 52.8 (8); SEMCAD X Version 14.6.10 (7373)

Area Scan (51x151x1): Interpolated grid: dx=1.200 mm, dy=1.200 mm

Maximum value of SAR (interpolated) = 0.147 W/kg

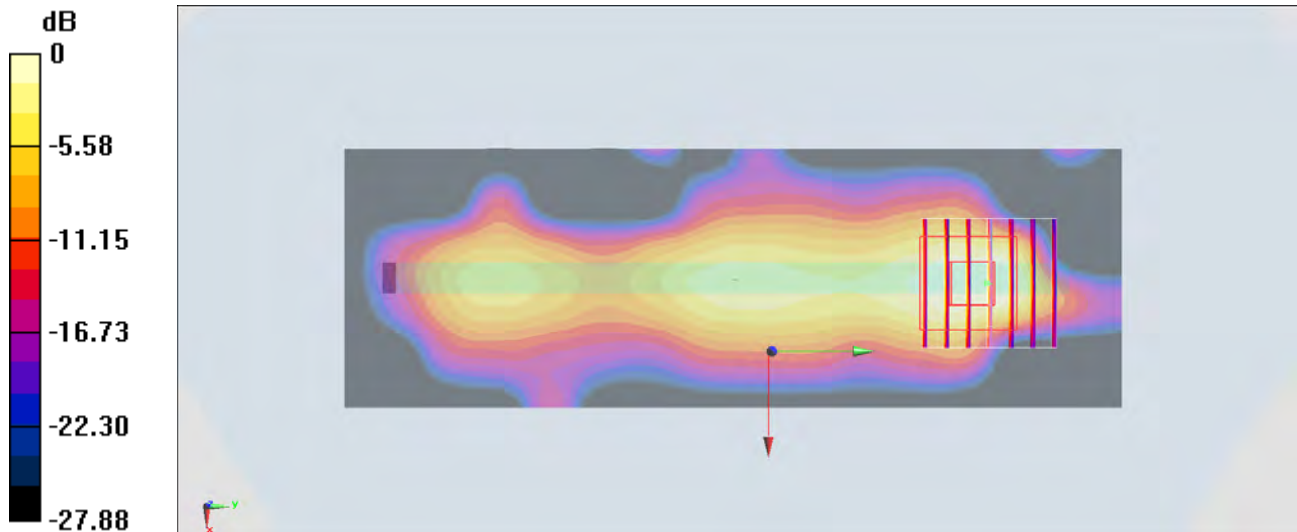
Zoom Scan (7x7x7)/Cube 0: Measurement grid: dx=5mm, dy=5mm, dz=5mm

Reference Value = 6.989 V/m; Power Drift = -0.10 dB

Peak SAR (extrapolated) = 0.120 W/kg

SAR(1 g) = 0.053 W/kg; SAR(10 g) = 0.022 W/kg

Maximum value of SAR (measured) = 0.0928 W/kg



#46_GSM1900_GPRS (3 Tx slots)_Bottom Side_0mm_Ch810

Communication System: PCS; Frequency: 1909.8 MHz; Duty Cycle: 1:2.77

Medium: MSL_1900_180323 Medium parameters used: $f = 1910$ MHz; $\sigma = 1.551$ S/m; $\epsilon_r = 53.572$; $\rho = 1000$ kg/m³

Ambient Temperature : 23.2 °C ; Liquid Temperature : 22.2 °C

DASY5 Configuration:

- Probe: ES3DV3 - SN3169; ConvF(4.72, 4.72, 4.72); Calibrated: 2017/5/11;
- Sensor-Surface: 3mm (Mechanical Surface Detection)
- Electronics: DAE4 Sn853; Calibrated: 2017/7/19
- Phantom: SAM_Right; Type: QD000P40CD; Serial: 1719
- Measurement SW: DASY52, Version 52.8 (8); SEMCAD X Version 14.6.10 (7373)

Area Scan (41x61x1): Interpolated grid: dx=1.500 mm, dy=1.500 mm

Maximum value of SAR (interpolated) = 2.70 W/kg

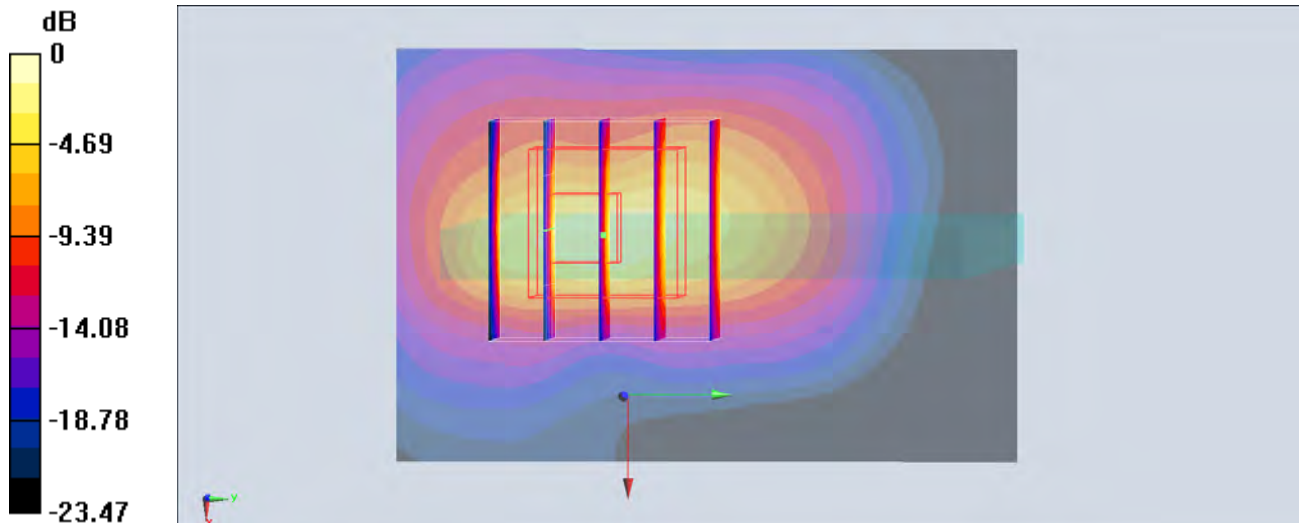
Zoom Scan (5x5x7)/Cube 0: Measurement grid: dx=8mm, dy=8mm, dz=5mm

Reference Value = 43.27 V/m; Power Drift = 0.11 dB

Peak SAR (extrapolated) = 5.47 W/kg

SAR(1 g) = 2.41 W/kg; SAR(10 g) = 1.01 W/kg

Maximum value of SAR (measured) = 3.87 W/kg



0 dB = 3.87 W/kg = 5.88 dBW/kg

#47_WCDMA II_RMC 12.2Kbps_Bottom Side_0mm_Ch9262

Communication System: WCDMA; Frequency: 1852.4 MHz; Duty Cycle: 1:1

Medium: MSL_1900_180323 Medium parameters used : $f = 1852.4$ MHz; $\sigma = 1.481$ S/m; $\epsilon_r = 53.769$; $\rho = 1000$ kg/m³

Ambient Temperature : 23.2 °C ; Liquid Temperature : 22.2 °C

DASY5 Configuration:

- Probe: ES3DV3 - SN3169; ConvF(4.72, 4.72, 4.72); Calibrated: 2017/5/11;
- Sensor-Surface: 3mm (Mechanical Surface Detection)
- Electronics: DAE4 Sn853; Calibrated: 2017/7/19
- Phantom: SAM_Right; Type: QD000P40CD; Serial: 1719
- Measurement SW: DASY52, Version 52.8 (8); SEMCAD X Version 14.6.10 (7373)

Area Scan (41x61x1): Interpolated grid: dx=1.500 mm, dy=1.500 mm

Maximum value of SAR (interpolated) = 8.8 W/kg

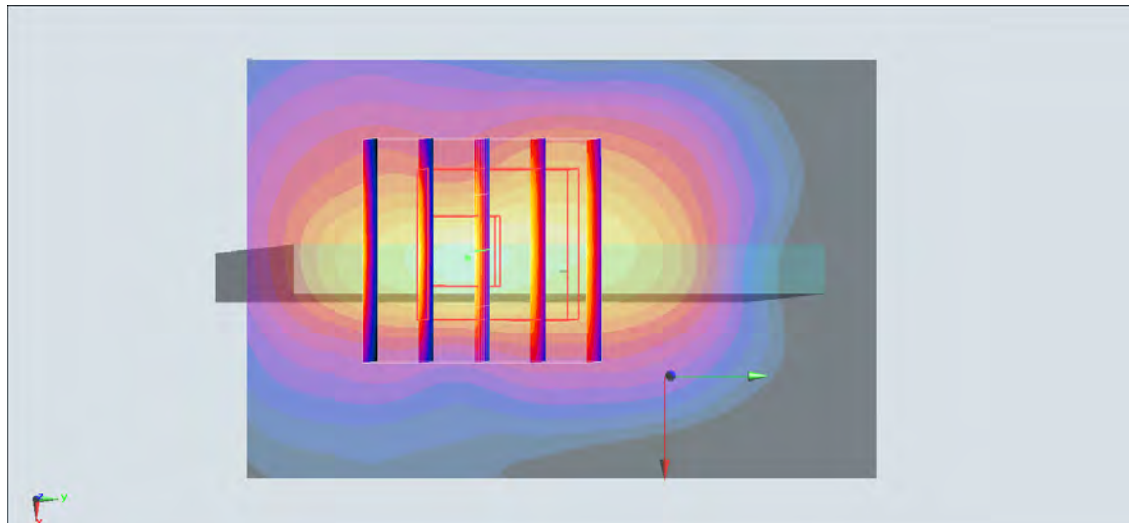
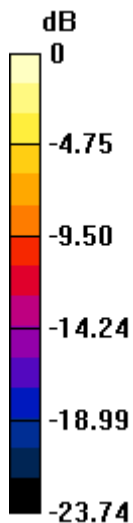
Zoom Scan (5x5x7)/Cube 0: Measurement grid: dx=8mm, dy=8mm, dz=5mm

Reference Value = 68.87 V/m; Power Drift = 0.13 dB

Peak SAR (extrapolated) = 15.2 W/kg

SAR(1 g) = 5.82 W/kg; SAR(10 g) = 2.48 W/kg

Maximum value of SAR (measured) = 9.6 W/kg



0 dB = 9.6 W/kg = 9.82 dBW/kg

#48_WCDMA IV_RMC 12.2Kbps_Bottom Side_0mm_Ch1312

Communication System: WCDMA; Frequency: 1712.4 MHz; Duty Cycle: 1:1

Medium: MSL_1750_180323 Medium parameters used : $f = 1712.4$ MHz; $\sigma = 1.47$ S/m; $\epsilon_r = 53.664$; $\rho = 1000$ kg/m³

Ambient Temperature : 23.2 °C ; Liquid Temperature : 22.2 °C

DASY5 Configuration:

- Probe: ES3DV3 - SN3169; ConvF(4.95, 4.95, 4.95); Calibrated: 2017/5/11;
- Sensor-Surface: 3mm (Mechanical Surface Detection)
- Electronics: DAE4 Sn853; Calibrated: 2017/7/19
- Phantom: SAM_Right; Type: QD000P40CD; Serial: 1719
- Measurement SW: DASY52, Version 52.8 (8); SEMCAD X Version 14.6.10 (7373)

Area Scan (41x61x1): Interpolated grid: dx=1.500 mm, dy=1.500 mm

Maximum value of SAR (interpolated) = 10.1 W/kg

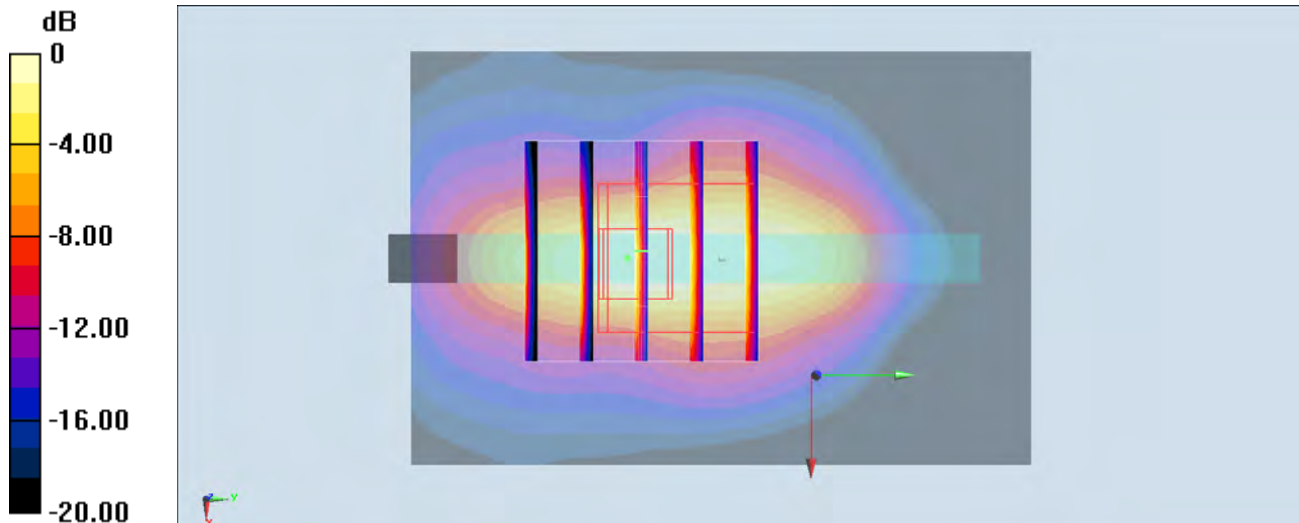
Zoom Scan (5x5x7)/Cube 0: Measurement grid: dx=8mm, dy=8mm, dz=5mm

Reference Value = 84.10 V/m; Power Drift = -0.18 dB

Peak SAR (extrapolated) = 14.2 W/kg

SAR(1 g) = 6.3 W/kg; SAR(10 g) = 2.83 W/kg

Maximum value of SAR (measured) = 8.95 W/kg



0 dB = 8.95 W/kg = 9.52 dBW/kg

#49_CDMA BC1_RTAP 153.6Kbps_Bottom Side_0mm_Ch600

Communication System: CDMA; Frequency: 1880 MHz; Duty Cycle: 1:1

Medium: MSL_1900_180323 Medium parameters used: $f = 1880$ MHz; $\sigma = 1.514$ S/m; $\epsilon_r = 53.692$; $\rho = 1000$ kg/m³

Ambient Temperature : 23.2 °C ; Liquid Temperature : 22.2 °C

DASY5 Configuration:

- Probe: ES3DV3 - SN3169; ConvF(4.72, 4.72, 4.72); Calibrated: 2017/5/11;
- Sensor-Surface: 3mm (Mechanical Surface Detection)
- Electronics: DAE4 Sn853; Calibrated: 2017/7/19
- Phantom: SAM_Right; Type: QD000P40CD; Serial: 1719
- Measurement SW: DASY52, Version 52.8 (8); SEMCAD X Version 14.6.10 (7373)

Area Scan (41x61x1): Interpolated grid: dx=1.500 mm, dy=1.500 mm

Maximum value of SAR (interpolated) = 7.02 W/kg

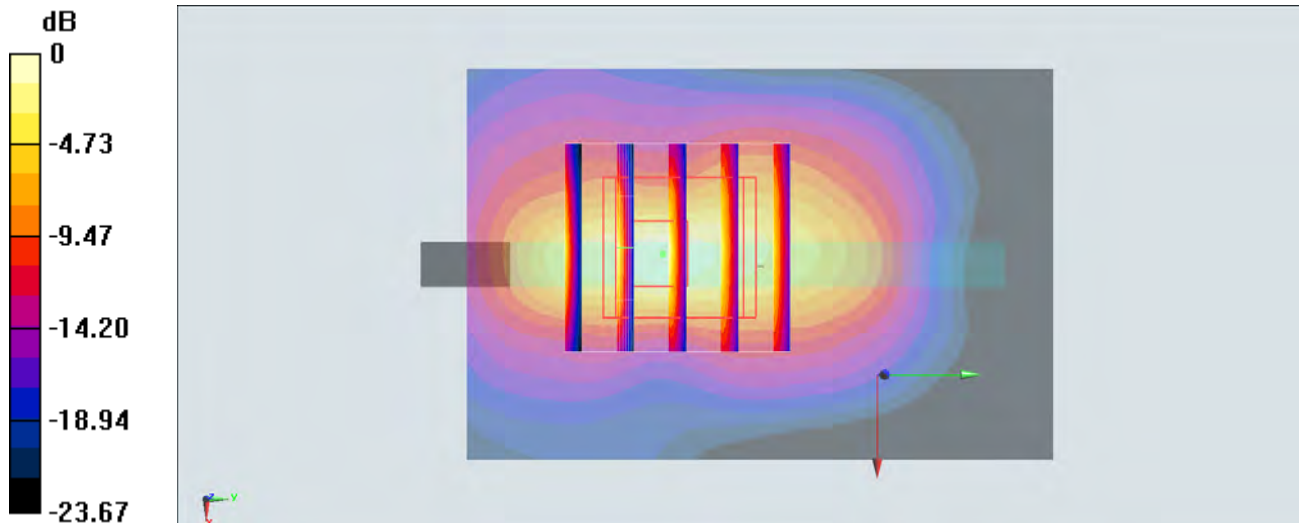
Zoom Scan (5x5x7)/Cube 0: Measurement grid: dx=8mm, dy=8mm, dz=5mm

Reference Value = 41.56 V/m; Power Drift = -0.01 dB

Peak SAR (extrapolated) = 11.1 W/kg

SAR(1 g) = 4.04 W/kg; SAR(10 g) = 1.82 W/kg

Maximum value of SAR (measured) = 7.36 W/kg



0 dB = 7.36 W/kg = 8.67 dBW/kg

#50_LTE Band 7_20M_QPSK_1_49_Right Side_0mm_Ch21100

Communication System: LTE; Frequency: 2535 MHz; Duty Cycle: 1:1

Medium: MSL_2600_180322 Medium parameters used: $f = 2535$ MHz; $\sigma = 2.067$ S/m; $\epsilon_r = 52.947$; $\rho = 1000$ kg/m³

Ambient Temperature : 23.2 °C; Liquid Temperature : 22.2 °C

DASY5 Configuration:

- Probe: ES3DV3 - SN3169; ConvF(4.17, 4.17, 4.17); Calibrated: 2017/5/11;
- Sensor-Surface: 3mm (Mechanical Surface Detection)
- Electronics: DAE4 Sn853; Calibrated: 2017/7/19
- Phantom: SAM_Right; Type: QD000P40CD; Serial: 1719
- Measurement SW: DASY52, Version 52.8 (8); SEMCAD X Version 14.6.10 (7373)

Area Scan (41x71x1): Interpolated grid: dx=1.200 mm, dy=1.200 mm

Maximum value of SAR (interpolated) = 12.4 W/kg

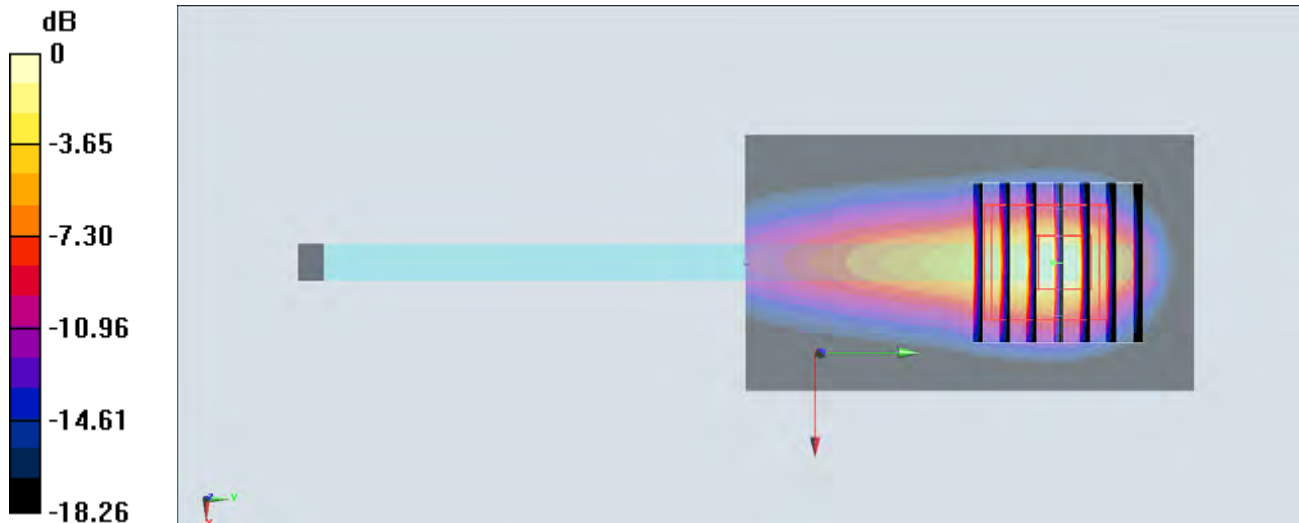
Zoom Scan (7x7x7)/Cube 0: Measurement grid: dx=5mm, dy=5mm, dz=5mm

Reference Value = 69.13 V/m; Power Drift = -0.17 dB

Peak SAR (extrapolated) = 22.4 W/kg

SAR(1 g) = 8.06 W/kg; SAR(10 g) = 2.68 W/kg

Maximum value of SAR (measured) = 11.3 W/kg



0 dB = 11.3 W/kg = 10.53 dBW/kg

#51_LTE Band 25_20M_QPSK_50_0_Bottom Side_0mm_Ch26340

Communication System: LTE; Frequency: 1880 MHz; Duty Cycle: 1:1

Medium: MSL_1900_180323 Medium parameters used: $f = 1880$ MHz; $\sigma = 1.514$ S/m; $\epsilon_r = 53.692$; $\rho = 1000$ kg/m³

Ambient Temperature : 23.2 °C; Liquid Temperature : 22.2 °C

DASY5 Configuration:

- Probe: ES3DV3 - SN3169; ConvF(4.72, 4.72, 4.72); Calibrated: 2017/5/11;
- Sensor-Surface: 3mm (Mechanical Surface Detection)
- Electronics: DAE4 Sn853; Calibrated: 2017/7/19
- Phantom: SAM_Right; Type: QD000P40CD; Serial: 1719
- Measurement SW: DASY52, Version 52.8 (8); SEMCAD X Version 14.6.10 (7373)

Area Scan (41x61x1): Interpolated grid: dx=1.500 mm, dy=1.500 mm

Maximum value of SAR (interpolated) = 4.46 W/kg

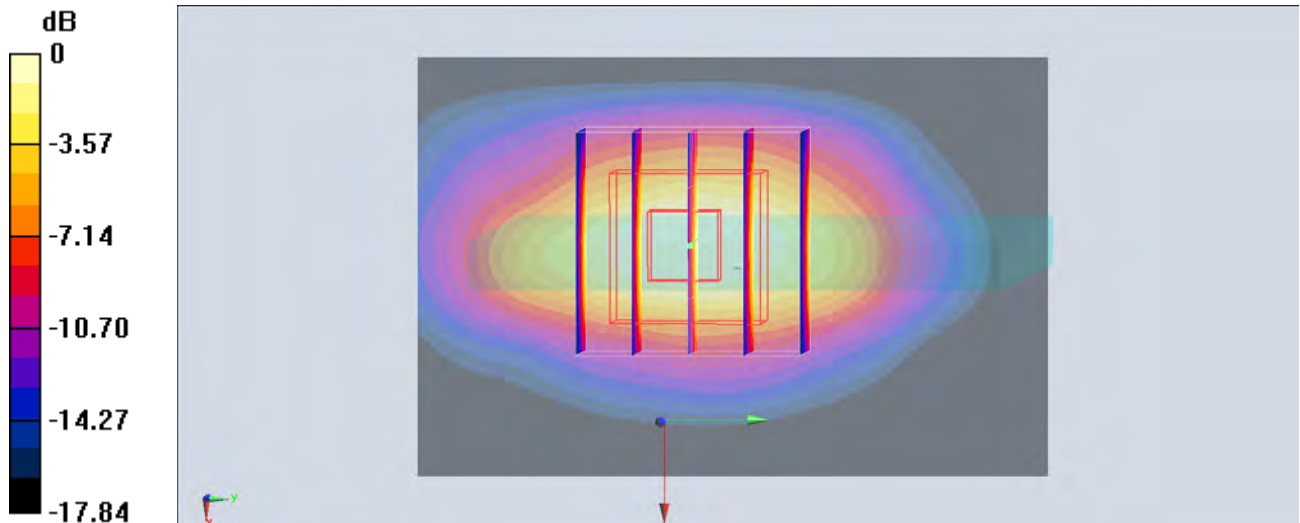
Zoom Scan (5x5x7)/Cube 0: Measurement grid: dx=8mm, dy=8mm, dz=5mm

Reference Value = 47.91 V/m; Power Drift = 0.15 dB

Peak SAR (extrapolated) = 5.91 W/kg

SAR(1 g) = 3.92 W/kg; SAR(10 g) = 1.69 W/kg

Maximum value of SAR (measured) = 4.30 W/kg



0 dB = 4.30 W/kg = 6.33 dBW/kg

#52_LTE Band 30_10M_QPSK_1_0_Right Side_0mm_Ch27710

Communication System: LTE; Frequency: 2310 MHz; Duty Cycle: 1:1

Medium: MSL_2300_180326 Medium parameters used: $f = 2310$ MHz; $\sigma = 1.791$ S/m; $\epsilon_r = 51.761$; $\rho = 1000$ kg/m³

Ambient Temperature : 23.3 °C ; Liquid Temperature : 22.3 °C

DASY5 Configuration:

- Probe: EX3DV4 - SN3931; ConvF(7.89, 7.89, 7.89); Calibrated: 2017/9/29;
- Sensor-Surface: 1.4mm (Mechanical Surface Detection)
- Electronics: DAE4 Sn1399; Calibrated: 2017/11/16
- Phantom: SAM_Right; Type: QD000P40CD; Serial: 1719
- Measurement SW: DASY52, Version 52.8 (8); SEMCAD X Version 14.6.10 (7373)

Area Scan (41x81x1): Interpolated grid: dx=1.200 mm, dy=1.200 mm

Maximum value of SAR (interpolated) = 13.26 W/kg

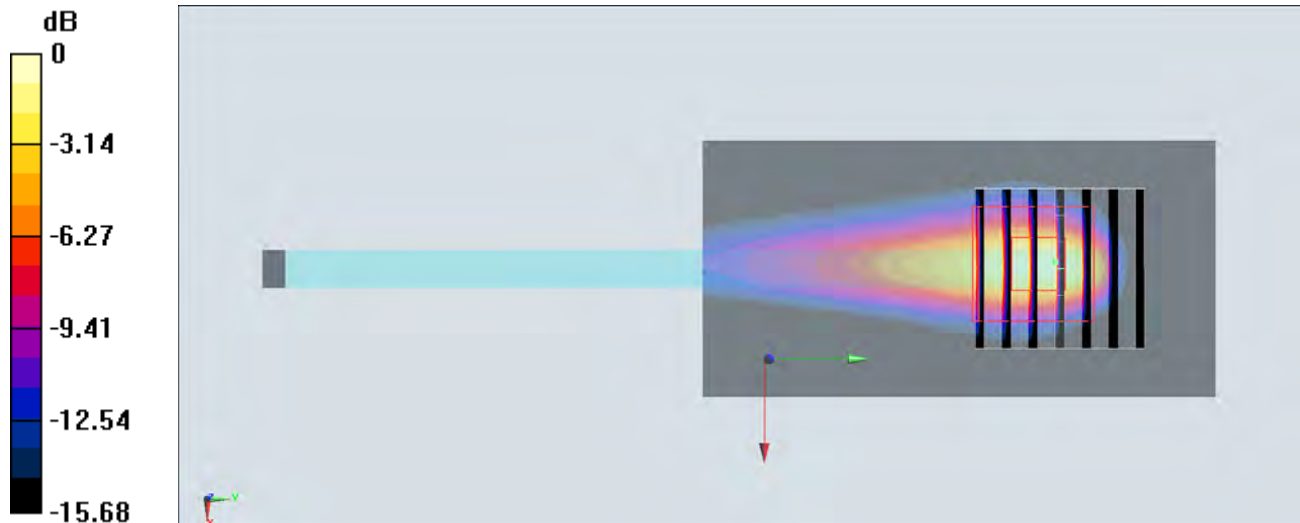
Zoom Scan (7x7x7)/Cube 0: Measurement grid: dx=5mm, dy=5mm, dz=5mm

Reference Value = 99.71 V/m; Power Drift = 0.13 dB

Peak SAR (extrapolated) = 20.71 W/kg

SAR(1 g) = 6.72 W/kg; SAR(10 g) = 2.42 W/kg

Maximum value of SAR (measured) = 15.15 W/kg



0 dB = 15.15 W/kg = 11.81 dBW/kg

#53_LTE Band 66_20M_QPSK_1_0_Bottom Side_0mm_Ch132572

Communication System: LTE; Frequency: 1770 MHz; Duty Cycle: 1:1

Medium: MSL_1750_180323 Medium parameters used: $f = 1770$ MHz; $\sigma = 1.529$ S/m; $\epsilon_r = 53.476$; $\rho = 1000$ kg/m³

Ambient Temperature : 23.2 °C ; Liquid Temperature : 22.2 °C

DASY5 Configuration:

- Probe: ES3DV3 - SN3169; ConvF(4.95, 4.95, 4.95); Calibrated: 2017/5/11;
- Sensor-Surface: 3mm (Mechanical Surface Detection)
- Electronics: DAE4 Sn853; Calibrated: 2017/7/19
- Phantom: SAM_Right; Type: QD000P40CD; Serial: 1719
- Measurement SW: DASY52, Version 52.8 (8); SEMCAD X Version 14.6.10 (7373)

Area Scan (41x61x1): Interpolated grid: dx=1.500 mm, dy=1.500 mm

Maximum value of SAR (interpolated) = 8.04 W/kg

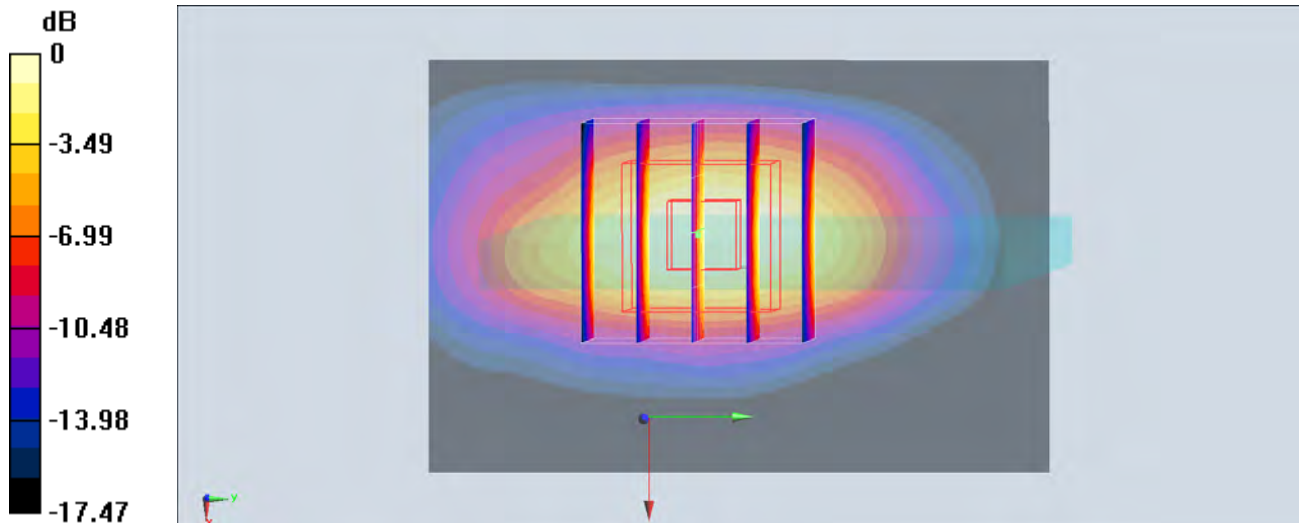
Zoom Scan (5x5x7)/Cube 0: Measurement grid: dx=8mm, dy=8mm, dz=5mm

Reference Value = 62.52 V/m; Power Drift = 0.18 dB

Peak SAR (extrapolated) = 9.68 W/kg

SAR(1 g) = 5.62 W/kg; SAR(10 g) = 2.59 W/kg

Maximum value of SAR (measured) = 6.80 W/kg



0 dB = 6.80 W/kg = 8.33 dBW/kg

#54_LTE Band 41_20M_QPSK_1_0_Right Side_0mm_Ch41055

Communication System: LTE; Frequency: 2636.5 MHz; Duty Cycle: 1:1.59

Medium: MSL_2600_180322 Medium parameters used : $f = 2636.5$ MHz; $\sigma = 2.205$ S/m; $\epsilon_r = 52.61$; $\rho = 1000$ kg/m³

Ambient Temperature : 23.2 °C ; Liquid Temperature : 22.2 °C

DASY5 Configuration:

- Probe: ES3DV3 - SN3169; ConvF(4.17, 4.17, 4.17); Calibrated: 2017/5/11;
- Sensor-Surface: 3mm (Mechanical Surface Detection)
- Electronics: DAE4 Sn853; Calibrated: 2017/7/19
- Phantom: SAM_Right; Type: QD000P40CD; Serial: 1719
- Measurement SW: DASY52, Version 52.8 (8); SEMCAD X Version 14.6.10 (7373)

Area Scan (41x141x1): Interpolated grid: dx=1.200 mm, dy=1.200 mm

Maximum value of SAR (interpolated) = 10.1 W/kg

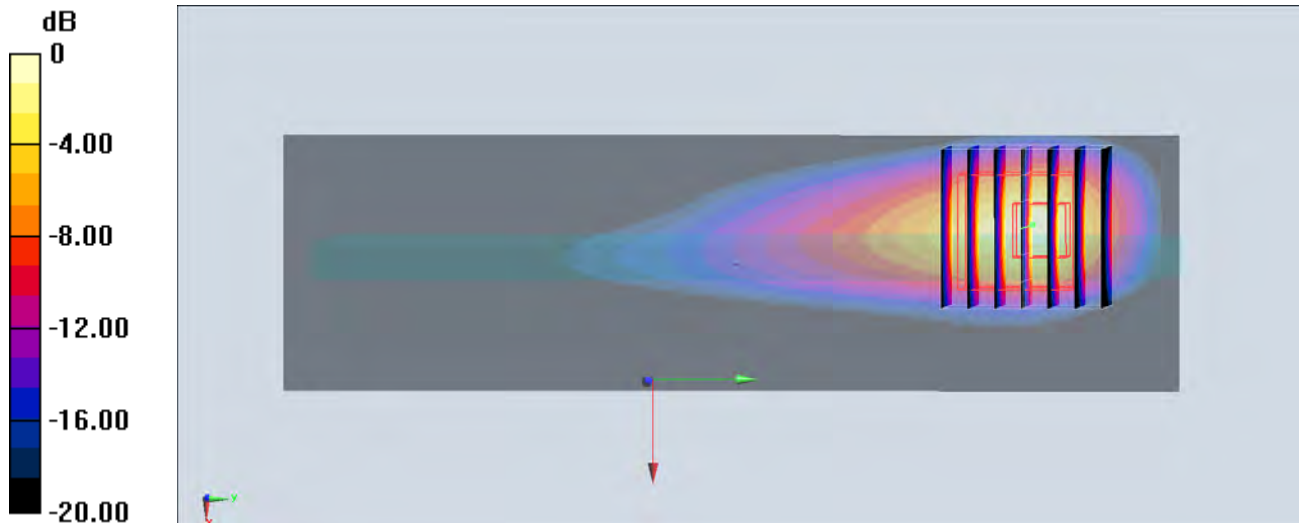
Zoom Scan (7x7x7)/Cube 0: Measurement grid: dx=5mm, dy=5mm, dz=5mm

Reference Value = 42.63 V/m; Power Drift = 0.11 dB

Peak SAR (extrapolated) = 21.2 W/kg

SAR(1 g) = 7.42 W/kg; SAR(10 g) = 2.34 W/kg

Maximum value of SAR (measured) = 11.1 W/kg



0 dB = 11.1 W/kg = 10.45 dBW/kg

#55_WLAN2.4GHz_802.11b 1Mbps_Left Side_0mm_Ch6

Communication System: 802.11b; Frequency: 2437 MHz; Duty Cycle: 1:1.006

Medium: MSL_2450_180324 Medium parameters used : $f = 2437$ MHz; $\sigma = 1.976$ S/m; $\epsilon_r = 53.287$; $\rho = 1000$ kg/m³

Ambient Temperature : 23.6 °C; Liquid Temperature : 22.6 °C

DASY5 Configuration:

- Probe: EX3DV4 - SN3976; ConvF(7.8, 7.8, 7.8); Calibrated: 2018/1/23;
- Sensor-Surface: 1.4mm (Mechanical Surface Detection)
- Electronics: DAE3 Sn495; Calibrated: 2017/5/22
- Phantom: SAM_Right; Type: QD000P40CD; Serial: 1884
- Measurement SW: DASY52, Version 52.8 (8); SEMCAD X Version 14.6.10 (7373)

Area Scan (51x151x1): Interpolated grid: dx=1.200 mm, dy=1.200 mm

Maximum value of SAR (interpolated) = 6.72 W/kg

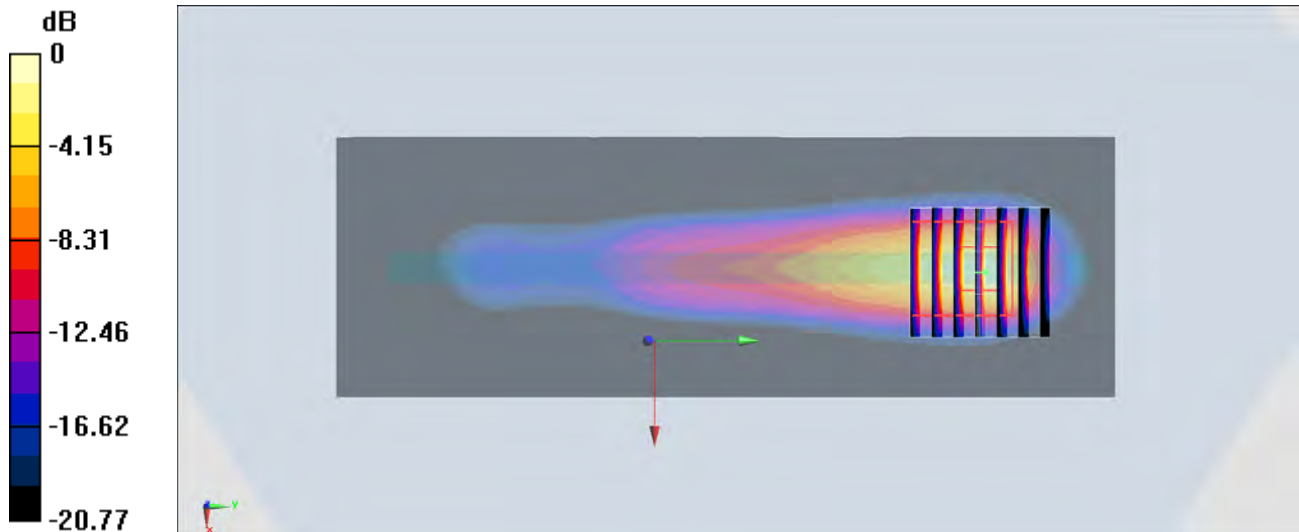
Zoom Scan (7x7x7)/Cube 0: Measurement grid: dx=5mm, dy=5mm, dz=5mm

Reference Value = 56.30 V/m; Power Drift = -0.16 dB

Peak SAR (extrapolated) = 9.20 W/kg

SAR(1 g) = 2.83 W/kg; SAR(10 g) = 1.05 W/kg

Maximum value of SAR (measured) = 6.74 W/kg



0 dB = 6.74 W/kg = 8.29 dBW/kg

#56_WLAN5GHz_802.11a 6Mbps_Left Side_0mm_Ch64

Communication System: 802.11a; Frequency: 5320 MHz; Duty Cycle: 1:1.068

Medium: MSL_5G_180321 Medium parameters used: $f = 5320$ MHz; $\sigma = 5.43$ S/m; $\epsilon_r = 47.556$; $\rho = 1000$ kg/m³

Ambient Temperature : 23.3 °C ; Liquid Temperature : 22.3 °C

DASY5 Configuration:

- Probe: EX3DV4 - SN3976; ConvF(4.92, 4.92, 4.92); Calibrated: 2018/1/23;
- Sensor-Surface: 1.4mm (Mechanical Surface Detection)
- Electronics: DAE3 Sn495; Calibrated: 2017/5/22
- Phantom: SAM-Left; Type: QD 000 P40 C; Serial: TP-1446
- Measurement SW: DASY52, Version 52.8 (8); SEMCAD X Version 14.6.10 (7373)

Area Scan (61x81x1): Interpolated grid: dx=1.000 mm, dy=1.000 mm

Maximum value of SAR (interpolated) = 35.6 W/kg

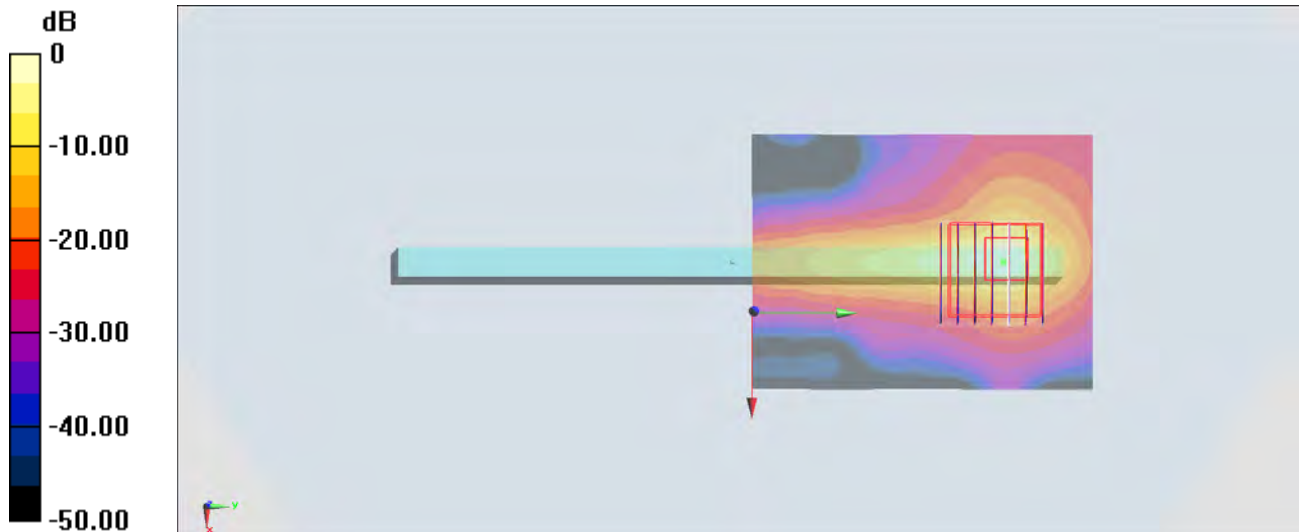
Zoom Scan (7x7x7)/Cube 0: Measurement grid: dx=4mm, dy=4mm, dz=1.4mm

Reference Value = 59.57 V/m; Power Drift = -0.11 dB

Peak SAR (extrapolated) = 71.9 W/kg

SAR(1 g) = 10.2 W/kg; SAR(10 g) = 2.07 W/kg

Maximum value of SAR (measured) = 33.9 W/kg



0 dB = 33.9 W/kg = 15.30 dBW/kg

#57_WLAN5GHz_802.11a 6Mbps_Left Side_0mm_Ch144

Communication System: 802.11a; Frequency: 5720 MHz; Duty Cycle: 1:1.068

Medium: MSL_5G_180321 Medium parameters used: $f = 5720$ MHz; $\sigma = 5.957$ S/m; $\epsilon_r = 46.902$; $\rho = 1000$ kg/m³

Ambient Temperature : 23.3 °C; Liquid Temperature : 22.3 °C

DASY5 Configuration:

- Probe: EX3DV4 - SN3976; ConvF(4.46, 4.46, 4.46); Calibrated: 2018/1/23;
- Sensor-Surface: 1.4mm (Mechanical Surface Detection)
- Electronics: DAE3 Sn495; Calibrated: 2017/5/22
- Phantom: SAM-Left; Type: QD 000 P40 C; Serial: TP-1446
- Measurement SW: DASY52, Version 52.8 (8); SEMCAD X Version 14.6.10 (7373)

Area Scan (61x81x1): Interpolated grid: dx=1.000 mm, dy=1.000 mm

Maximum value of SAR (interpolated) = 21.3 W/kg

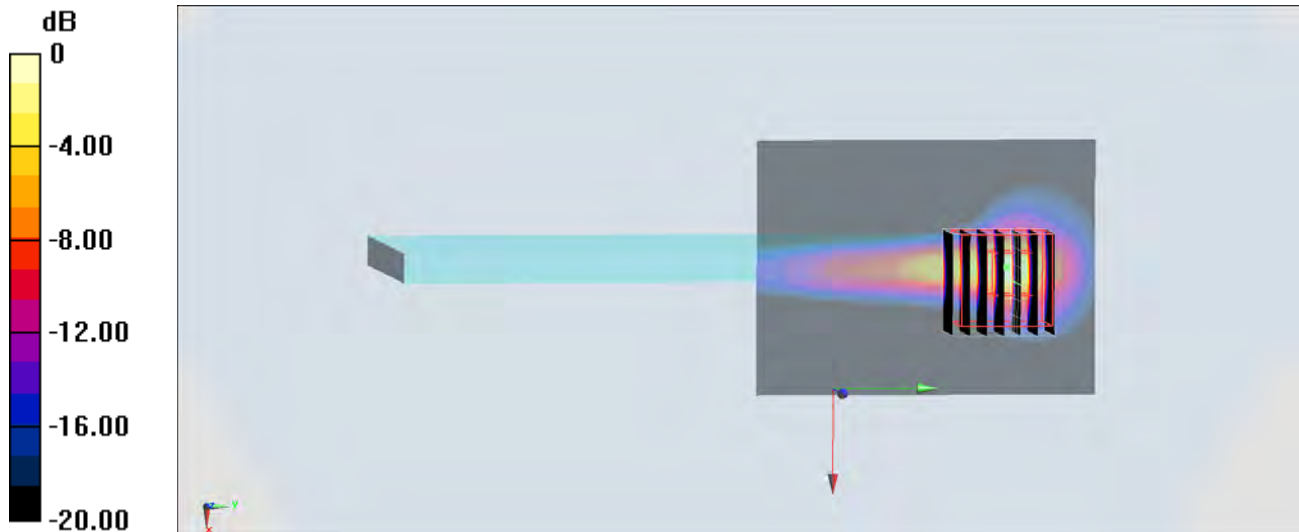
Zoom Scan (7x7x7)/Cube 0: Measurement grid: dx=4mm, dy=4mm, dz=1.4mm

Reference Value = 43.79 V/m; Power Drift = -0.17 dB

Peak SAR (extrapolated) = 51.8 W/kg

SAR(1 g) = 7.2 W/kg; SAR(10 g) = 1.5 W/kg

Maximum value of SAR (measured) = 24.1 W/kg



0 dB = 24.1 W/kg = 13.82 dBW/kg

#58_WLAN5GHz_802.11a 6Mbps_Left Side_0mm_Ch165

Communication System: 802.11a; Frequency: 5825 MHz; Duty Cycle: 1:1.068

Medium: MSL_5G_180321 Medium parameters used: $f = 5825$ MHz; $\sigma = 6.102$ S/m; $\epsilon_r = 46.745$; $\rho = 1000$ kg/m³

Ambient Temperature : 23.3 °C ; Liquid Temperature : 22.3 °C

DASY5 Configuration:

- Probe: EX3DV4 - SN3976; ConvF(4.46, 4.46, 4.46); Calibrated: 2018/1/23;
- Sensor-Surface: 1.4mm (Mechanical Surface Detection)
- Electronics: DAE3 Sn495; Calibrated: 2017/5/22
- Phantom: SAM-Left; Type: QD 000 P40 C; Serial: TP-1446
- Measurement SW: DASY52, Version 52.8 (8); SEMCAD X Version 14.6.10 (7373)

Area Scan (61x81x1): Interpolated grid: dx=1.000 mm, dy=1.000 mm

Maximum value of SAR (interpolated) = 34.8 W/kg

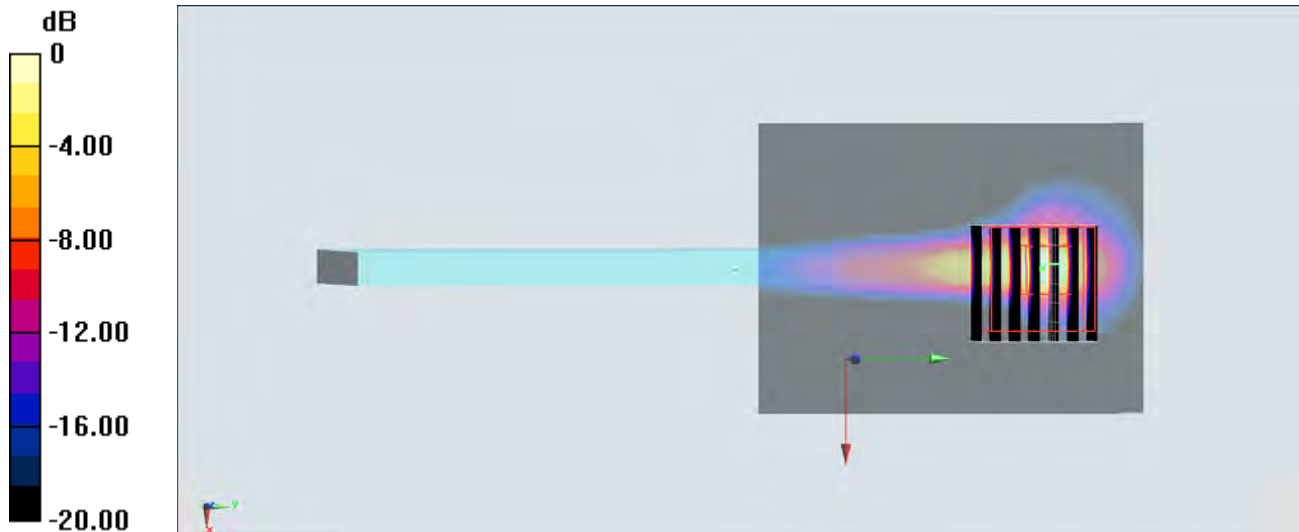
Zoom Scan (7x7x7)/Cube 0: Measurement grid: dx=4mm, dy=4mm, dz=1.4mm

Reference Value = 54.39 V/m; Power Drift = -0.09 dB

Peak SAR (extrapolated) = 70.3 W/kg

SAR(1 g) = 9.37 W/kg; SAR(10 g) = 1.86 W/kg

Maximum value of SAR (measured) = 31.5 W/kg



0 dB = 31.5 W/kg = 14.98 dBW/kg

#59_GSM850_GPRS (2 Tx slots)_Back_5mm_Ch128

Communication System: GSM850; Frequency: 824.2 MHz; Duty Cycle: 1:4.15

Medium: MSL_850_180322 Medium parameters used : $f = 824.2$ MHz; $\sigma = 0.947$ S/m; $\epsilon_r = 56.387$; $\rho = 1000$ kg/m³

Ambient Temperature : 23.2 °C; Liquid Temperature : 22.2 °C

DASY5 Configuration:

- Probe: ES3DV3 - SN3169; ConvF(6.05, 6.05, 6.05); Calibrated: 2017/5/11;
- Sensor-Surface: 3mm (Mechanical Surface Detection)
- Electronics: DAE4 Sn853; Calibrated: 2017/7/19
- Phantom: SAM_Right; Type: QD000P40CD; Serial: 1719
- Measurement SW: DASY52, Version 52.8 (8); SEMCAD X Version 14.6.10 (7373)

Area Scan (71x61x1): Interpolated grid: dx=1.500 mm, dy=1.500 mm

Maximum value of SAR (interpolated) = 0.328 W/kg

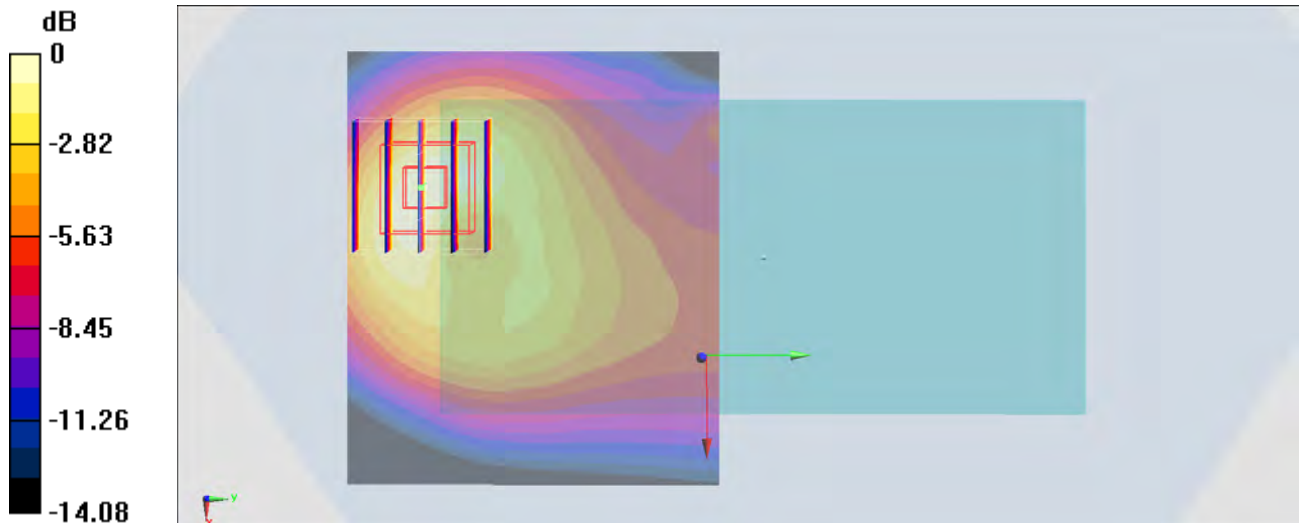
Zoom Scan (5x5x7)/Cube 0: Measurement grid: dx=8mm, dy=8mm, dz=5mm

Reference Value = 17.30 V/m; Power Drift = -0.12 dB

Peak SAR (extrapolated) = 0.496 W/kg

SAR(1 g) = 0.262 W/kg; SAR(10 g) = 0.147 W/kg

Maximum value of SAR (measured) = 0.336 W/kg



0 dB = 0.336 W/kg = -4.74 dBW/kg

#60_GSM1900_GPRK (3 Tx slots)_Back_5mm_Ch810

Communication System: PCS; Frequency: 1909.8 MHz; Duty Cycle: 1:2.77

Medium: MSL_1900_180323 Medium parameters used: $f = 1910$ MHz; $\sigma = 1.551$ S/m; $\epsilon_r = 53.572$; $\rho = 1000$ kg/m³

Ambient Temperature : 23.2 °C; Liquid Temperature : 22.2 °C

DASY5 Configuration:

- Probe: ES3DV3 - SN3169; ConvF(4.72, 4.72, 4.72); Calibrated: 2017/5/11;
- Sensor-Surface: 3mm (Mechanical Surface Detection)
- Electronics: DAE4 Sn853; Calibrated: 2017/7/19
- Phantom: SAM_Right; Type: QD000P40CD; Serial: 1719
- Measurement SW: DASY52, Version 52.8 (8); SEMCAD X Version 14.6.10 (7373)

Area Scan (61x51x1): Interpolated grid: dx=1.500 mm, dy=1.500 mm

Maximum value of SAR (interpolated) = 0.554 W/kg

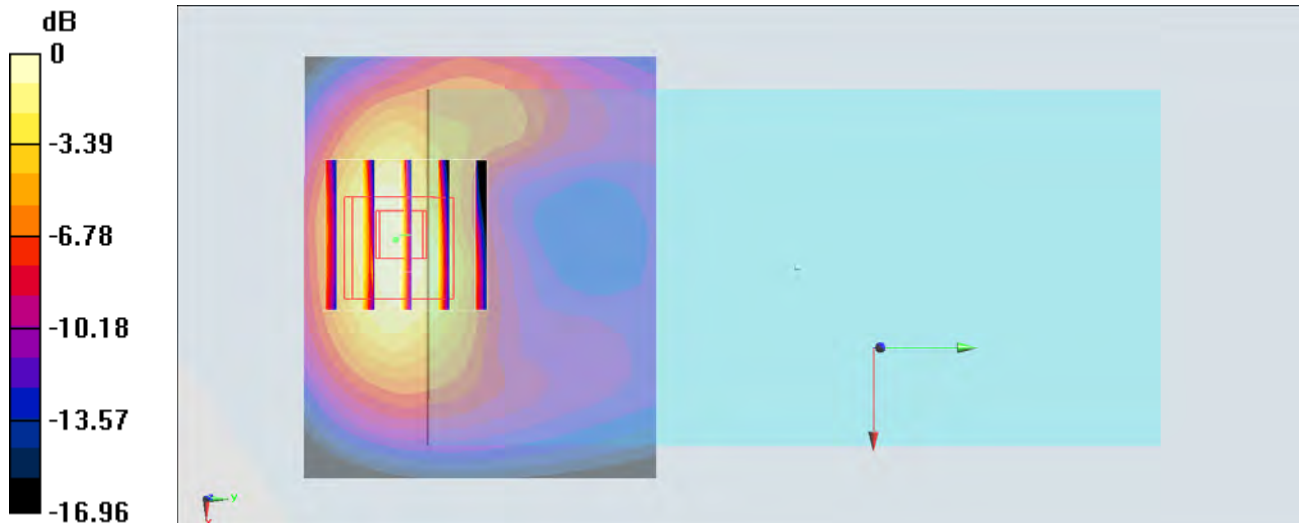
Zoom Scan (5x5x7)/Cube 0: Measurement grid: dx=8mm, dy=8mm, dz=5mm

Reference Value = 17.15 V/m; Power Drift = -0.16 dB

Peak SAR (extrapolated) = 0.780 W/kg

SAR(1 g) = 0.475 W/kg; SAR(10 g) = 0.266 W/kg

Maximum value of SAR (measured) = 0.580 W/kg



0 dB = 0.580 W/kg = -2.37 dBW/kg

#61_WCDMA II_RMC 12.2Kbps_Front_5mm_Ch9400

Communication System: WCDMA; Frequency: 1880 MHz; Duty Cycle: 1:1

Medium: MSL_1900_180323 Medium parameters used: $f = 1880$ MHz; $\sigma = 1.514$ S/m; $\epsilon_r = 53.692$; $\rho = 1000$ kg/m³

Ambient Temperature : 23.2 °C; Liquid Temperature : 22.2 °C

DASY5 Configuration:

- Probe: ES3DV3 - SN3169; ConvF(4.72, 4.72, 4.72); Calibrated: 2017/5/11;
- Sensor-Surface: 3mm (Mechanical Surface Detection)
- Electronics: DAE4 Sn853; Calibrated: 2017/7/19
- Phantom: SAM_Right; Type: QD000P40CD; Serial: 1719
- Measurement SW: DASY52, Version 52.8 (8); SEMCAD X Version 14.6.10 (7373)

Area Scan (61x51x1): Interpolated grid: dx=1.500 mm, dy=1.500 mm

Maximum value of SAR (interpolated) = 1.04 W/kg

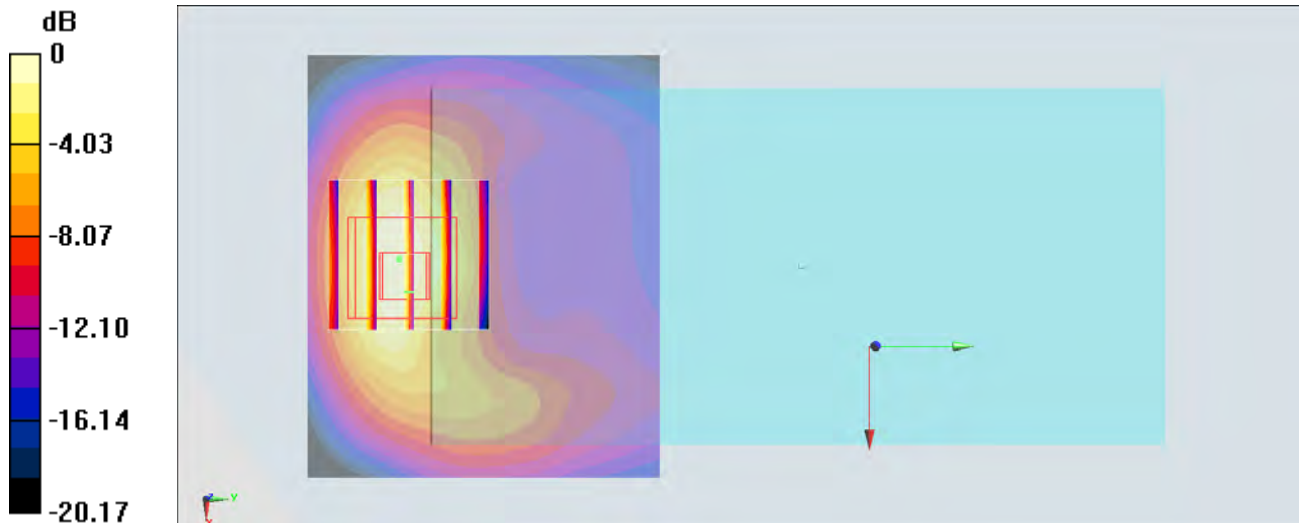
Zoom Scan (5x5x7)/Cube 0: Measurement grid: dx=8mm, dy=8mm, dz=5mm

Reference Value = 11.96 V/m; Power Drift = 0.03 dB

Peak SAR (extrapolated) = 1.58 W/kg

SAR(1 g) = 0.894 W/kg; SAR(10 g) = 0.435 W/kg

Maximum value of SAR (measured) = 1.13 W/kg



0 dB = 1.13 W/kg = 0.53 dBW/kg

#62_WCDMA IV_RMC 12.2Kbps_Front_5mm_Ch1513

Communication System: WCDMA; Frequency: 1752.6 MHz; Duty Cycle: 1:1

Medium: MSL_1750_180323 Medium parameters used: $f = 1753$ MHz; $\sigma = 1.512$ S/m; $\epsilon_r = 53.533$; $\rho = 1000$ kg/m³

Ambient Temperature : 23.2 °C ; Liquid Temperature : 22.2 °C

DASY5 Configuration:

- Probe: ES3DV3 - SN3169; ConvF(4.95, 4.95, 4.95); Calibrated: 2017/5/11;
- Sensor-Surface: 3mm (Mechanical Surface Detection)
- Electronics: DAE4 Sn853; Calibrated: 2017/7/19
- Phantom: SAM_Right; Type: QD000P40CD; Serial: 1719
- Measurement SW: DASY52, Version 52.8 (8); SEMCAD X Version 14.6.10 (7373)

Area Scan (61x51x1): Interpolated grid: dx=1.500 mm, dy=1.500 mm

Maximum value of SAR (interpolated) = 0.856 W/kg

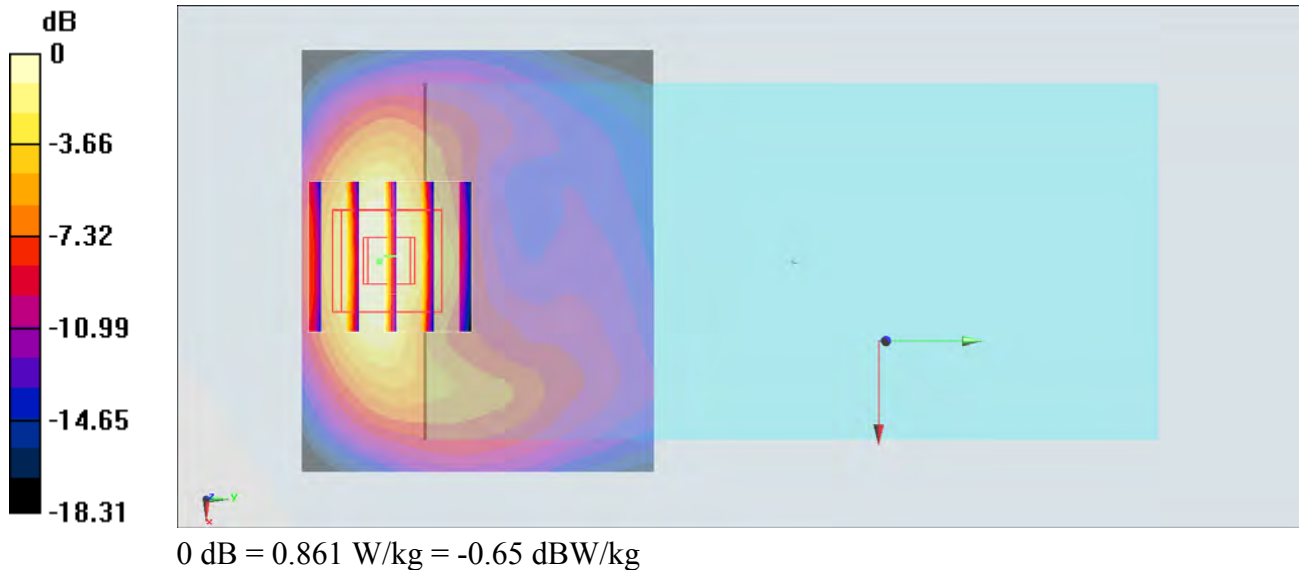
Zoom Scan (5x5x7)/Cube 0: Measurement grid: dx=8mm, dy=8mm, dz=5mm

Reference Value = 14.73 V/m; Power Drift = -0.02 dB

Peak SAR (extrapolated) = 1.14 W/kg

SAR(1 g) = 0.693 W/kg; SAR(10 g) = 0.349 W/kg

Maximum value of SAR (measured) = 0.861 W/kg



#63_WCDMA V_RMC 12.2Kbps_Back_5mm_Ch4233

Communication System: WCDMA; Frequency: 846.6 MHz; Duty Cycle: 1:1

Medium: MSL_850_180322 Medium parameters used: $f = 847$ MHz; $\sigma = 0.966$ S/m; $\epsilon_r = 56.181$; $\rho = 1000$ kg/m³

Ambient Temperature : 23.2 °C ; Liquid Temperature : 22.2 °C

DASY5 Configuration:

- Probe: ES3DV3 - SN3169; ConvF(6.05, 6.05, 6.05); Calibrated: 2017/5/11;
- Sensor-Surface: 3mm (Mechanical Surface Detection)
- Electronics: DAE4 Sn853; Calibrated: 2017/7/19
- Phantom: SAM_Right; Type: QD000P40CD; Serial: 1719
- Measurement SW: DASY52, Version 52.8 (8); SEMCAD X Version 14.6.10 (7373)

Area Scan (71x61x1): Interpolated grid: dx=1.500 mm, dy=1.500 mm

Maximum value of SAR (interpolated) = 0.510 W/kg

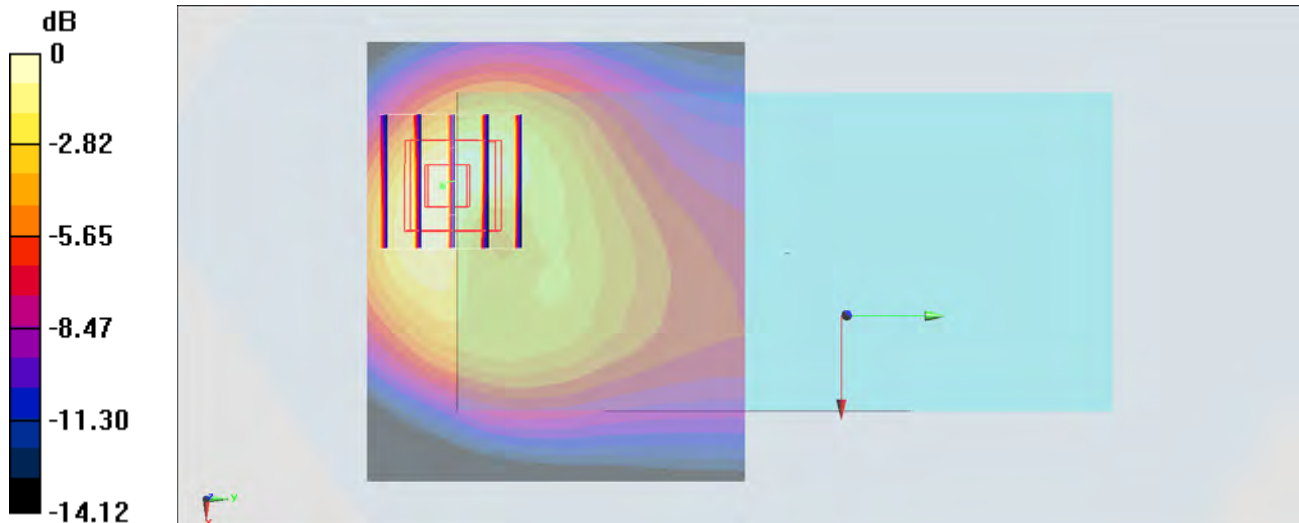
Zoom Scan (5x5x7)/Cube 0: Measurement grid: dx=8mm, dy=8mm, dz=5mm

Reference Value = 20.85 V/m; Power Drift = -0.12 dB

Peak SAR (extrapolated) = 0.776 W/kg

SAR(1 g) = 0.423 W/kg; SAR(10 g) = 0.238 W/kg

Maximum value of SAR (measured) = 0.534 W/kg



0 dB = 0.534 W/kg = -2.72 dBW/kg

#64_CDMA BC0_1xRTT RC3 SO32_Back_5mm_Ch777

Communication System: CDMA; Frequency: 848.31 MHz; Duty Cycle: 1:1

Medium: MSL_850_180322 Medium parameters used: $f = 848.31$ MHz; $\sigma = 0.967$ S/m; $\epsilon_r = 56.171$; $\rho = 1000$ kg/m³

Ambient Temperature : 23.2 °C; Liquid Temperature : 22.2 °C

DASY5 Configuration:

- Probe: ES3DV3 - SN3169; ConvF(6.05, 6.05, 6.05); Calibrated: 2017/5/11;
- Sensor-Surface: 3mm (Mechanical Surface Detection)
- Electronics: DAE4 Sn853; Calibrated: 2017/7/19
- Phantom: SAM_Right; Type: QD000P40CD; Serial: 1719
- Measurement SW: DASY52, Version 52.8 (8); SEMCAD X Version 14.6.10 (7373)

Area Scan (61x51x1): Interpolated grid: dx=1.500 mm, dy=1.500 mm

Maximum value of SAR (interpolated) = 0.235 W/kg

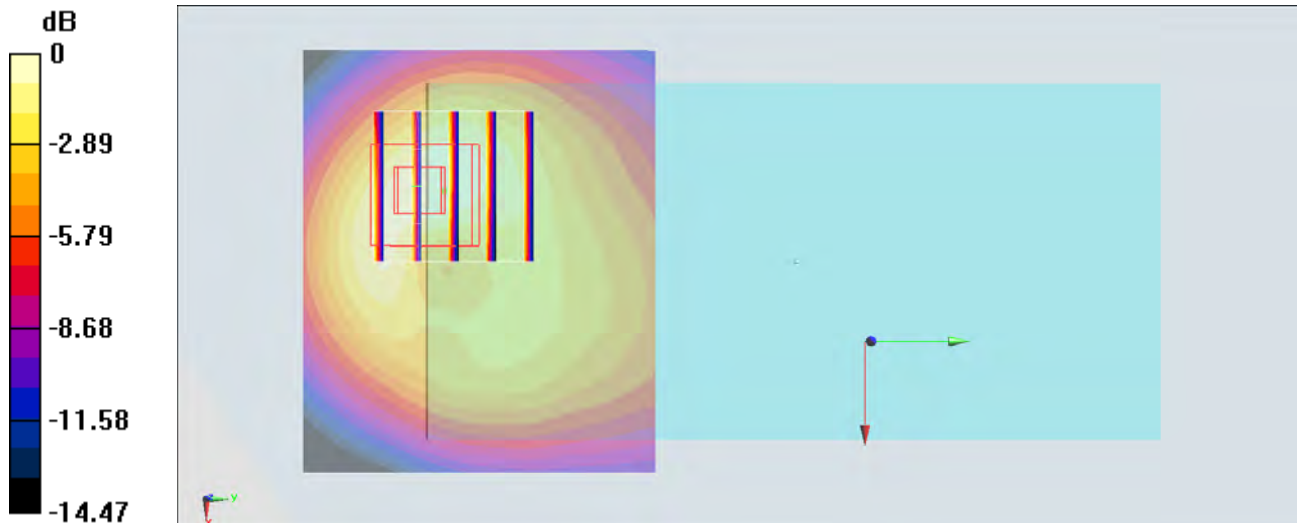
Zoom Scan (5x5x7)/Cube 0: Measurement grid: dx=8mm, dy=8mm, dz=5mm

Reference Value = 13.22 V/m; Power Drift = 0.06 dB

Peak SAR (extrapolated) = 0.354 W/kg

SAR(1 g) = 0.195 W/kg; SAR(10 g) = 0.110 W/kg

Maximum value of SAR (measured) = 0.240 W/kg



0 dB = 0.240 W/kg = -6.20 dBW/kg

#65_CDMA BC1_1xRTT RC3 SO32_Back_5mm_Ch25

Communication System: CDMA; Frequency: 1851.25 MHz; Duty Cycle: 1:1

Medium: MSL_1900_180323 Medium parameters used: $f = 1851.25$ MHz; $\sigma = 1.479$ S/m; $\epsilon_r = 53.768$; $\rho = 1000$ kg/m³

Ambient Temperature : 23.2 °C ; Liquid Temperature : 22.2 °C

DASY5 Configuration:

- Probe: ES3DV3 - SN3169; ConvF(4.72, 4.72, 4.72); Calibrated: 2017/5/11;
- Sensor-Surface: 3mm (Mechanical Surface Detection)
- Electronics: DAE4 Sn853; Calibrated: 2017/7/19
- Phantom: SAM_Right; Type: QD000P40CD; Serial: 1719
- Measurement SW: DASY52, Version 52.8 (8); SEMCAD X Version 14.6.10 (7373)

Area Scan (61x51x1): Interpolated grid: dx=1.500 mm, dy=1.500 mm

Maximum value of SAR (interpolated) = 0.845 W/kg

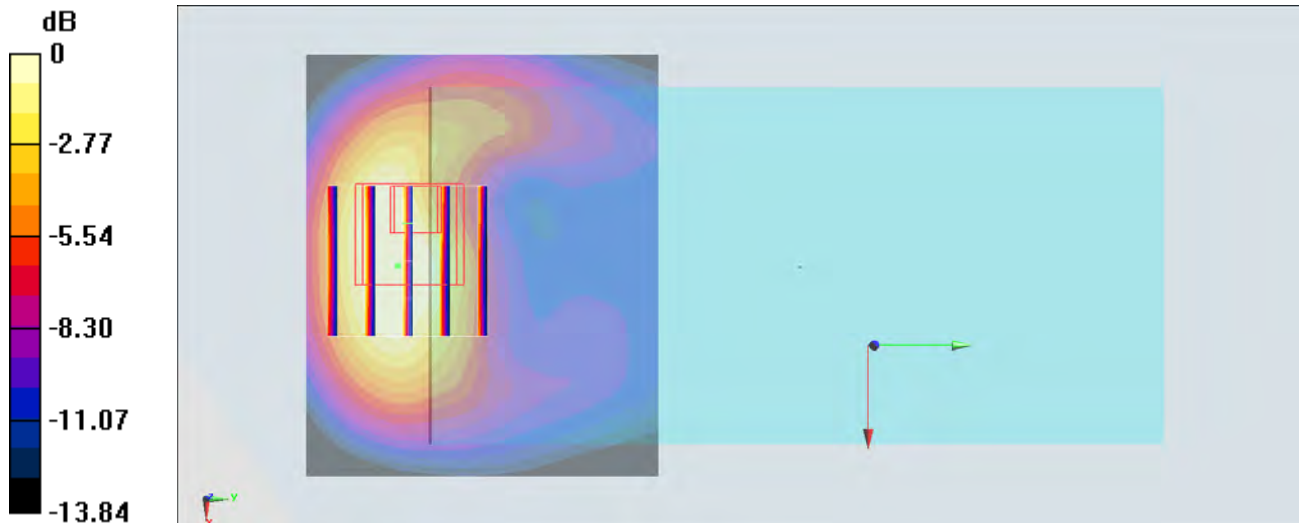
Zoom Scan (5x5x7)/Cube 0: Measurement grid: dx=8mm, dy=8mm, dz=5mm

Reference Value = 21.96 V/m; Power Drift = -0.07 dB

Peak SAR (extrapolated) = 1.03 W/kg

SAR(1 g) = 0.567 W/kg; SAR(10 g) = 0.314 W/kg

Maximum value of SAR (measured) = 0.711 W/kg



0 dB = 0.711 W/kg = -1.48 dBW/kg

#66_CDMA BC10_1xRTT RC3 SO32_Back_5mm_Ch476

Communication System: CDMA; Frequency: 817.9 MHz; Duty Cycle: 1:1

Medium: MSL_850_180322 Medium parameters used: $f = 818 \text{ MHz}$; $\sigma = 0.941 \text{ S/m}$; $\epsilon_r = 56.443$; $\rho = 1000 \text{ kg/m}^3$

Ambient Temperature : $23.2 \text{ }^\circ\text{C}$; Liquid Temperature : $22.2 \text{ }^\circ\text{C}$

DASY5 Configuration:

- Probe: ES3DV3 - SN3169; ConvF(6.05, 6.05, 6.05); Calibrated: 2017/5/11;
- Sensor-Surface: 3mm (Mechanical Surface Detection)
- Electronics: DAE4 Sn853; Calibrated: 2017/7/19
- Phantom: SAM_Right; Type: QD000P40CD; Serial: 1719
- Measurement SW: DASY52, Version 52.8 (8); SEMCAD X Version 14.6.10 (7373)

Area Scan (61x51x1): Interpolated grid: $dx=1.500 \text{ mm}$, $dy=1.500 \text{ mm}$

Maximum value of SAR (interpolated) = 0.557 W/kg

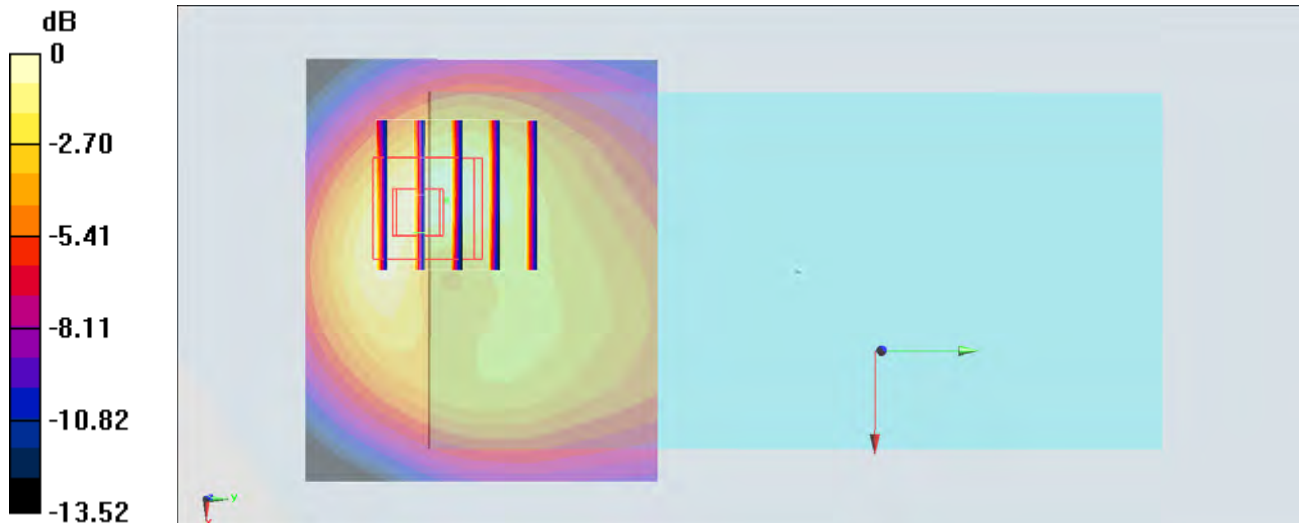
Zoom Scan (5x5x7)/Cube 0: Measurement grid: $dx=8\text{mm}$, $dy=8\text{mm}$, $dz=5\text{mm}$

Reference Value = 21.71 V/m ; Power Drift = 0.09 dB

Peak SAR (extrapolated) = 0.855 W/kg

SAR(1 g) = 0.469 W/kg ; SAR(10 g) = 0.266 W/kg

Maximum value of SAR (measured) = 0.573 W/kg



0 dB = $0.573 \text{ W/kg} = -2.42 \text{ dBW/kg}$

#67_LTE Band 7_20M_QPSK_50_50_Back_5mm_Ch20850

Communication System: LTE; Frequency: 2510 MHz; Duty Cycle: 1:1

Medium: MSL_2600_180322 Medium parameters used: $f = 2510$ MHz; $\sigma = 2.033$ S/m; $\epsilon_r = 53.023$; $\rho = 1000$ kg/m³

Ambient Temperature : 23.2 °C; Liquid Temperature : 22.2 °C

DASY5 Configuration:

- Probe: ES3DV3 - SN3169; ConvF(4.17, 4.17, 4.17); Calibrated: 2017/5/11;
- Sensor-Surface: 3mm (Mechanical Surface Detection)
- Electronics: DAE4 Sn853; Calibrated: 2017/7/19
- Phantom: SAM_Right; Type: QD000P40CD; Serial: 1719
- Measurement SW: DASY52, Version 52.8 (8); SEMCAD X Version 14.6.10 (7373)

Area Scan (81x71x1): Interpolated grid: dx=1.200 mm, dy=1.200 mm

Maximum value of SAR (interpolated) = 0.748 W/kg

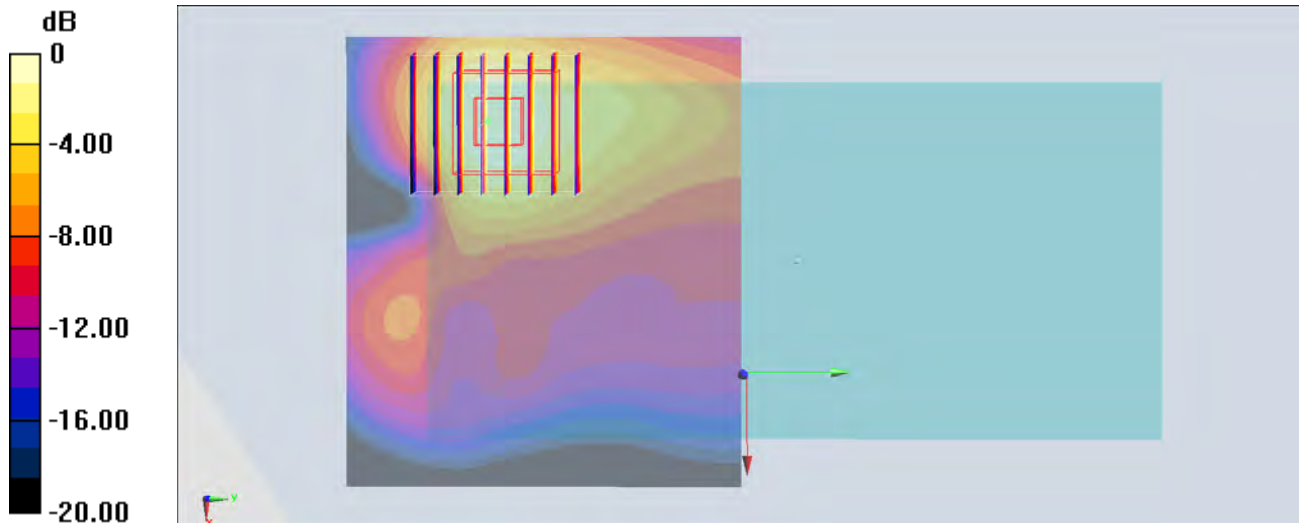
Zoom Scan (7x8x7)/Cube 0: Measurement grid: dx=5mm, dy=5mm, dz=5mm

Reference Value = 14.24 V/m; Power Drift = 0.09 dB

Peak SAR (extrapolated) = 1.00 W/kg

SAR(1 g) = 0.572 W/kg; SAR(10 g) = 0.302 W/kg

Maximum value of SAR (measured) = 0.706 W/kg



0 dB = 0.706 W/kg = -1.51 dBW/kg

#68_LTE Band 12_10M_QPSK_1_49_Back_5mm_Ch23095

Communication System: LTE; Frequency: 707.5 MHz; Duty Cycle: 1:1

Medium: MSL_750_180323 Medium parameters used: $f = 707.5$ MHz; $\sigma = 0.921$ S/m; $\epsilon_r = 55.557$; $\rho = 1000$ kg/m³

Ambient Temperature : 23.2 °C ; Liquid Temperature : 22.2 °C

DASY5 Configuration:

- Probe: ES3DV3 - SN3169; ConvF(6.31, 6.31, 6.31); Calibrated: 2017/5/11;
- Sensor-Surface: 3mm (Mechanical Surface Detection)
- Electronics: DAE4 Sn853; Calibrated: 2017/7/19
- Phantom: SAM_Right; Type: QD000P40CD; Serial: 1719
- Measurement SW: DASY52, Version 52.8 (8); SEMCAD X Version 14.6.10 (7373)

Area Scan (61x61x1): Interpolated grid: dx=1.500 mm, dy=1.500 mm

Maximum value of SAR (interpolated) = 0.591 W/kg

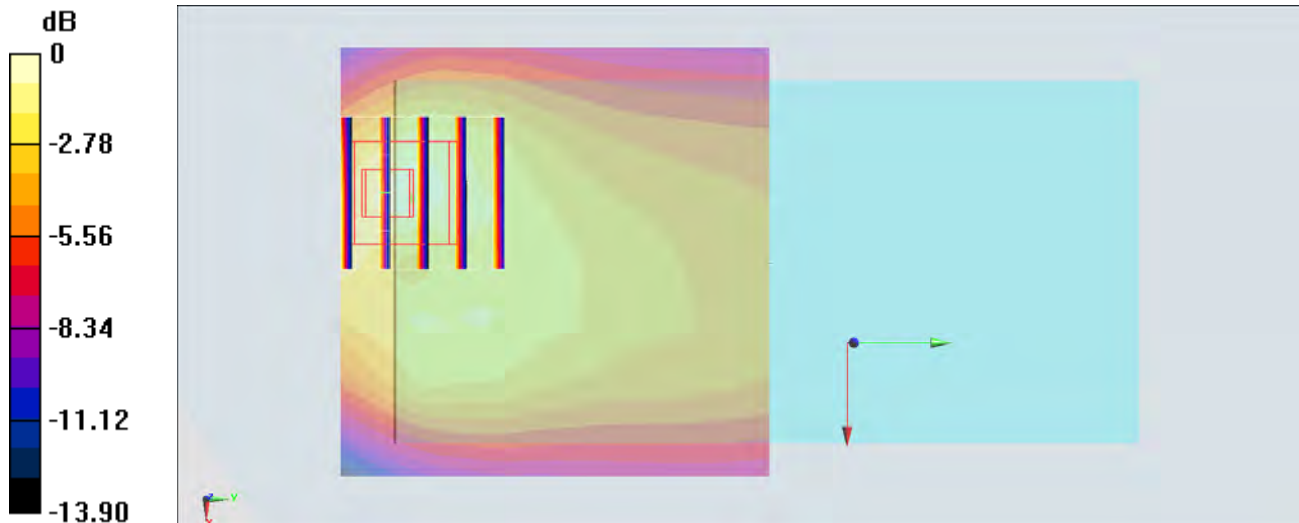
Zoom Scan (5x5x7)/Cube 0: Measurement grid: dx=8mm, dy=8mm, dz=5mm

Reference Value = 21.64 V/m; Power Drift = -0.02 dB

Peak SAR (extrapolated) = 1.00 W/kg

SAR(1 g) = 0.500 W/kg; SAR(10 g) = 0.278 W/kg

Maximum value of SAR (measured) = 0.643 W/kg



0 dB = 0.643 W/kg = -1.92 dBW/kg

#69_LTE Band 13_10M_QPSK_1_0_Back_5mm_Ch23230

Communication System: LTE ; Frequency: 782 MHz; Duty Cycle: 1:1

Medium: MSL_750_180323 Medium parameters used: $f = 782 \text{ MHz}$; $\sigma = 0.995 \text{ S/m}$; $\epsilon_r = 54.771$; $\rho = 1000 \text{ kg/m}^3$

Ambient Temperature : $23.2 \text{ }^\circ\text{C}$; Liquid Temperature : $22.2 \text{ }^\circ\text{C}$

DASY5 Configuration:

- Probe: ES3DV3 - SN3169; ConvF(6.31, 6.31, 6.31); Calibrated: 2017/5/11;
- Sensor-Surface: 3mm (Mechanical Surface Detection)
- Electronics: DAE4 Sn853; Calibrated: 2017/7/19
- Phantom: SAM_Right; Type: QD000P40CD; Serial: 1719
- Measurement SW: DASY52, Version 52.8 (8); SEMCAD X Version 14.6.10 (7373)

Area Scan (61x61x1): Interpolated grid: $dx=1.500 \text{ mm}$, $dy=1.500 \text{ mm}$

Maximum value of SAR (interpolated) = 0.662 W/kg

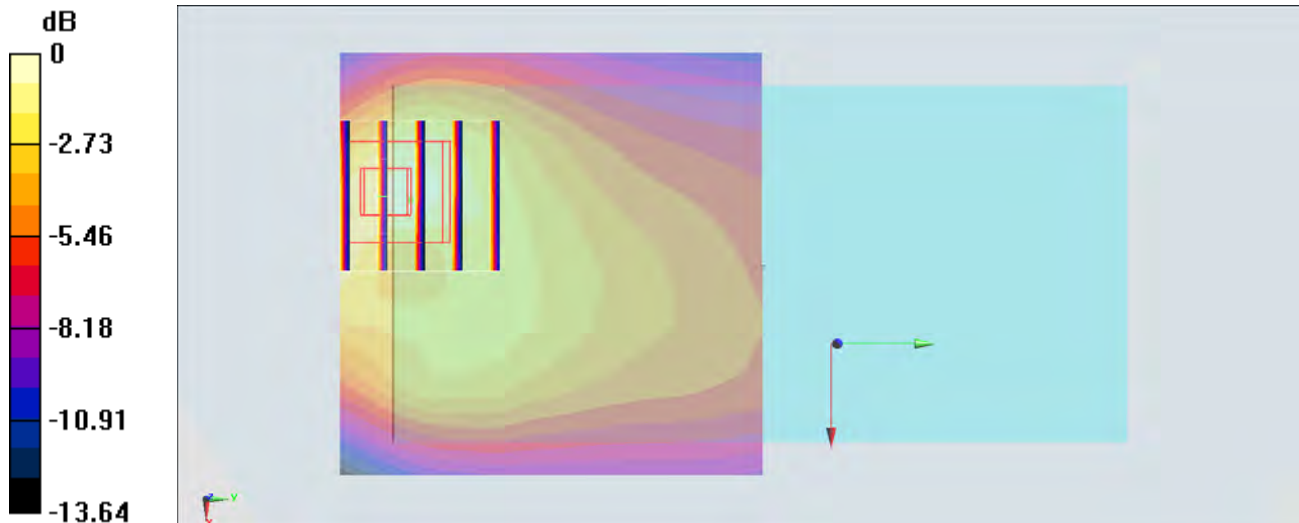
Zoom Scan (5x5x7)/Cube 0: Measurement grid: $dx=8\text{mm}$, $dy=8\text{mm}$, $dz=5\text{mm}$

Reference Value = 21.34 V/m ; Power Drift = -0.04 dB

Peak SAR (extrapolated) = 1.10 W/kg

SAR(1 g) = 0.563 W/kg ; SAR(10 g) = 0.313 W/kg

Maximum value of SAR (measured) = 0.720 W/kg



0 dB = 0.720 W/kg = -1.43 dBW/kg

#70_LTE Band 14_10M_QPSK_50_0_Back_5mm_Ch23330

Communication System: LTE; Frequency: 793 MHz; Duty Cycle: 1:1

Medium: MSL_750_180323 Medium parameters used: $f = 793$ MHz; $\sigma = 1.006$ S/m; $\epsilon_r = 54.645$; $\rho = 1000$ kg/m³

Ambient Temperature : 23.2 °C ; Liquid Temperature : 22.2 °C

DASY5 Configuration:

- Probe: ES3DV3 - SN3169; ConvF(6.31, 6.31, 6.31); Calibrated: 2017/5/11;
- Sensor-Surface: 3mm (Mechanical Surface Detection)
- Electronics: DAE4 Sn853; Calibrated: 2017/7/19
- Phantom: SAM_Right; Type: QD000P40CD; Serial: 1719
- Measurement SW: DASY52, Version 52.8 (8); SEMCAD X Version 14.6.10 (7373)

Area Scan (61x61x1): Interpolated grid: dx=1.500 mm, dy=1.500 mm

Maximum value of SAR (interpolated) = 0.432 W/kg

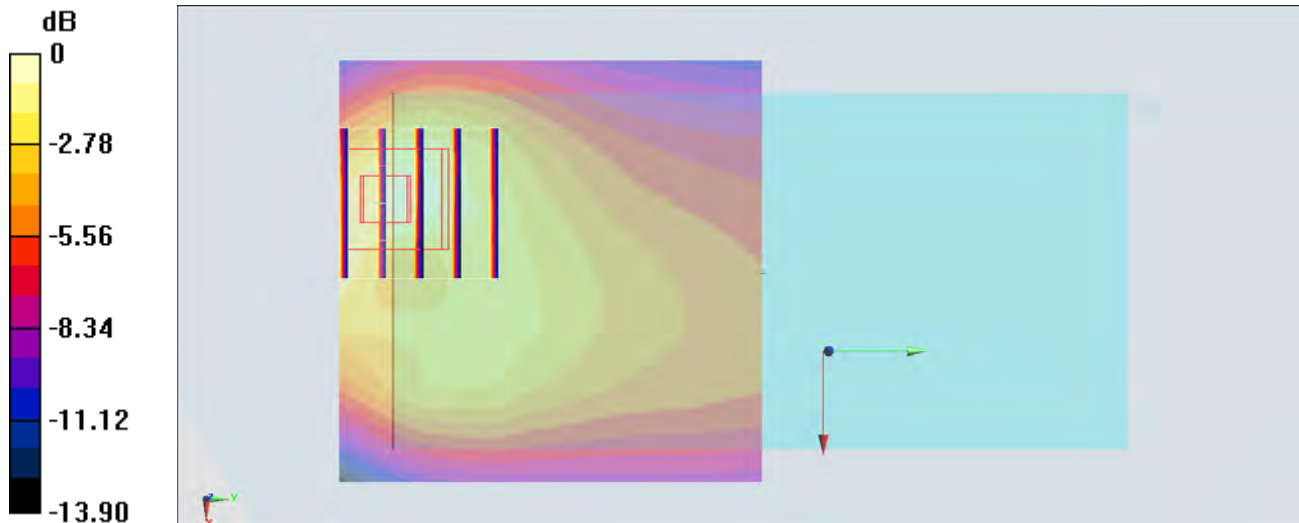
Zoom Scan (5x5x7)/Cube 0: Measurement grid: dx=8mm, dy=8mm, dz=5mm

Reference Value = 18.99 V/m; Power Drift = 0.01 dB

Peak SAR (extrapolated) = 0.718 W/kg

SAR(1 g) = 0.370 W/kg; SAR(10 g) = 0.205 W/kg

Maximum value of SAR (measured) = 0.471 W/kg



0 dB = 0.471 W/kg = -3.27 dBW/kg

#71_LTE Band 25_20M_QPSK_50_0_Front_5mm_Ch26590

Communication System: LTE; Frequency: 1905 MHz; Duty Cycle: 1:1

Medium: MSL_1900_180323 Medium parameters used: $f = 1905$ MHz; $\sigma = 1.546$ S/m; $\epsilon_r = 53.592$; $\rho = 1000$ kg/m³

Ambient Temperature : 23.2 °C; Liquid Temperature : 22.2 °C

DASY5 Configuration:

- Probe: ES3DV3 - SN3169; ConvF(4.72, 4.72, 4.72); Calibrated: 2017/5/11;
- Sensor-Surface: 3mm (Mechanical Surface Detection)
- Electronics: DAE4 Sn853; Calibrated: 2017/7/19
- Phantom: SAM_Right; Type: QD000P40CD; Serial: 1719
- Measurement SW: DASY52, Version 52.8 (8); SEMCAD X Version 14.6.10 (7373)

Area Scan (61x51x1): Interpolated grid: dx=1.500 mm, dy=1.500 mm

Maximum value of SAR (interpolated) = 1.01 W/kg

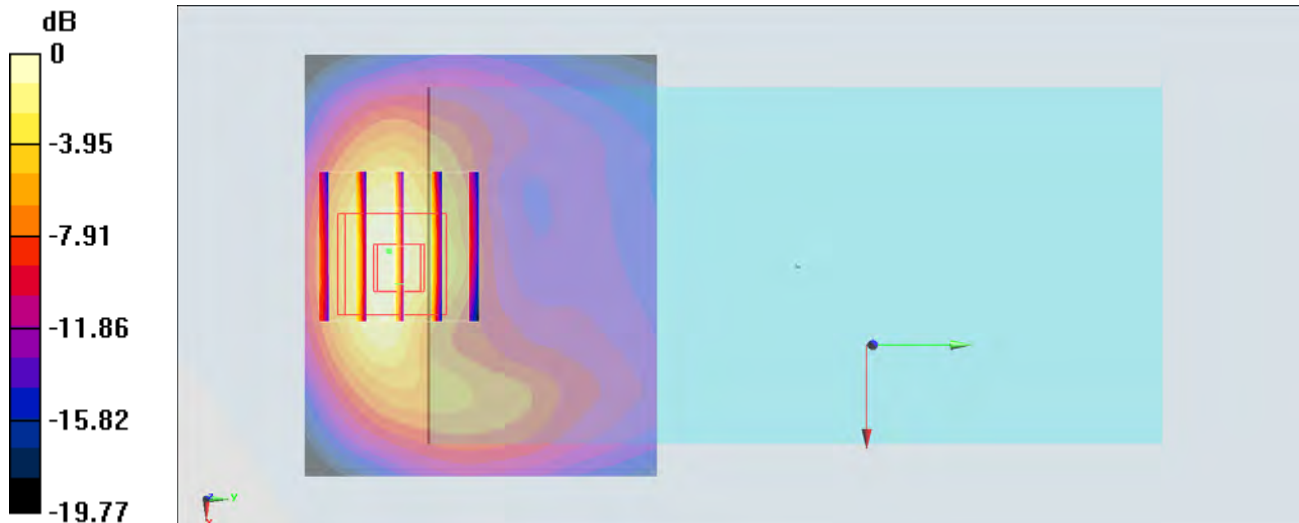
Zoom Scan (5x5x7)/Cube 0: Measurement grid: dx=8mm, dy=8mm, dz=5mm

Reference Value = 16.26 V/m; Power Drift = -0.08 dB

Peak SAR (extrapolated) = 1.56 W/kg

SAR(1 g) = 0.870 W/kg; SAR(10 g) = 0.425 W/kg

Maximum value of SAR (measured) = 1.11 W/kg



0 dB = 1.11 W/kg = 0.45 dBW/kg

#72_LTE Band 26_15M_QPSK_36_0_Back_5mm_Ch26865

Communication System: LTE; Frequency: 831.5 MHz; Duty Cycle: 1:1

Medium: MSL_850_180322 Medium parameters used : $f = 831.5$ MHz; $\sigma = 0.953$ S/m; $\epsilon_r = 56.318$; $\rho = 1000$ kg/m³

Ambient Temperature : 23.2 °C; Liquid Temperature : 22.2 °C

DASY5 Configuration:

- Probe: ES3DV3 - SN3169; ConvF(6.05, 6.05, 6.05); Calibrated: 2017/5/11;
- Sensor-Surface: 3mm (Mechanical Surface Detection)
- Electronics: DAE4 Sn853; Calibrated: 2017/7/19
- Phantom: SAM_Right; Type: QD000P40CD; Serial: 1719
- Measurement SW: DASY52, Version 52.8 (8); SEMCAD X Version 14.6.10 (7373)

Area Scan (71x61x1): Interpolated grid: dx=1.500 mm, dy=1.500 mm

Maximum value of SAR (interpolated) = 0.468 W/kg

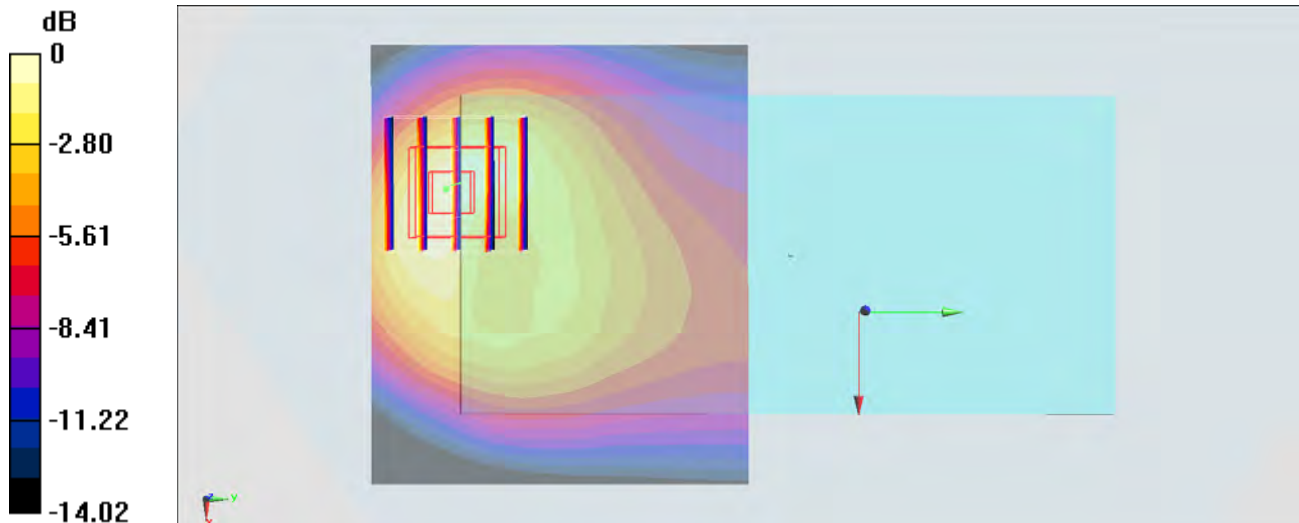
Zoom Scan (5x5x7)/Cube 0: Measurement grid: dx=8mm, dy=8mm, dz=5mm

Reference Value = 20.38 V/m; Power Drift = -0.17 dB

Peak SAR (extrapolated) = 0.711 W/kg

SAR(1 g) = 0.388 W/kg; SAR(10 g) = 0.218 W/kg

Maximum value of SAR (measured) = 0.486 W/kg



0 dB = 0.486 W/kg = -3.13 dBW/kg

#73_LTE Band 30_10M_QPSK_25_0_Back_5mm_Ch27710

Communication System: LTE; Frequency: 2310 MHz; Duty Cycle: 1:1

Medium: MSL_2300_180326 Medium parameters used: $f = 2310$ MHz; $\sigma = 1.791$ S/m; $\epsilon_r = 51.761$; $\rho = 1000$ kg/m³

Ambient Temperature : 23.3 °C; Liquid Temperature : 22.3 °C

DASY5 Configuration:

- Probe: EX3DV4 - SN3931; ConvF(7.89, 7.89, 7.89); Calibrated: 2017/9/29;
- Sensor-Surface: 1.4mm (Mechanical Surface Detection)
- Electronics: DAE4 Sn1399; Calibrated: 2017/11/16
- Phantom: SAM_Right; Type: QD000P40CD; Serial: 1719
- Measurement SW: DASY52, Version 52.8 (8); SEMCAD X Version 14.6.10 (7373)

Area Scan (81x71x1): Interpolated grid: dx=1.200 mm, dy=1.200 mm

Maximum value of SAR (interpolated) = 1.18 W/kg

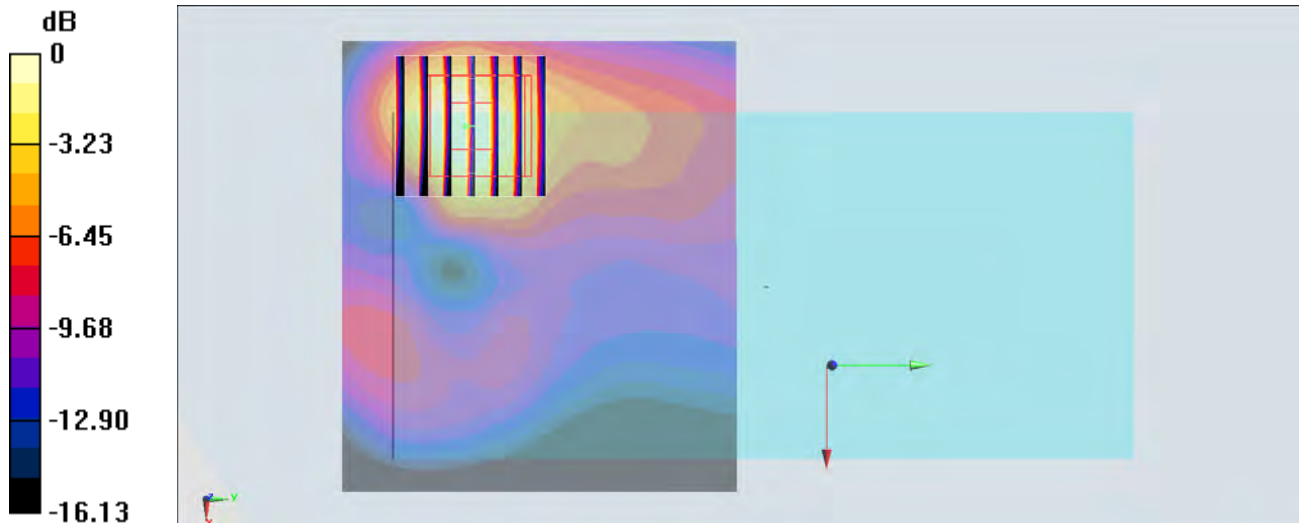
Zoom Scan (7x7x7)/Cube 0: Measurement grid: dx=5mm, dy=5mm, dz=5mm

Reference Value = 14.61 V/m; Power Drift = -0.01 dB

Peak SAR (extrapolated) = 1.29 W/kg

SAR(1 g) = 0.661 W/kg; SAR(10 g) = 0.326 W/kg

Maximum value of SAR (measured) = 1.04 W/kg



0 dB = 1.04 W/kg = 0.17 dBW/kg

#74_LTE Band 66_20M_QPSK_1_0_Front_5mm_Ch132572

Communication System: LTE; Frequency: 1770 MHz; Duty Cycle: 1:1

Medium: MSL_1750_180323 Medium parameters used: $f = 1770$ MHz; $\sigma = 1.529$ S/m; $\epsilon_r = 53.476$; $\rho = 1000$ kg/m³

Ambient Temperature : 23.2 °C ; Liquid Temperature : 22.2 °C

DASY5 Configuration:

- Probe: ES3DV3 - SN3169; ConvF(4.95, 4.95, 4.95); Calibrated: 2017/5/11;
- Sensor-Surface: 3mm (Mechanical Surface Detection)
- Electronics: DAE4 Sn853; Calibrated: 2017/7/19
- Phantom: SAM_Right; Type: QD000P40CD; Serial: 1719
- Measurement SW: DASY52, Version 52.8 (8); SEMCAD X Version 14.6.10 (7373)

Area Scan (61x51x1): Interpolated grid: dx=1.500 mm, dy=1.500 mm

Maximum value of SAR (interpolated) = 0.610 W/kg

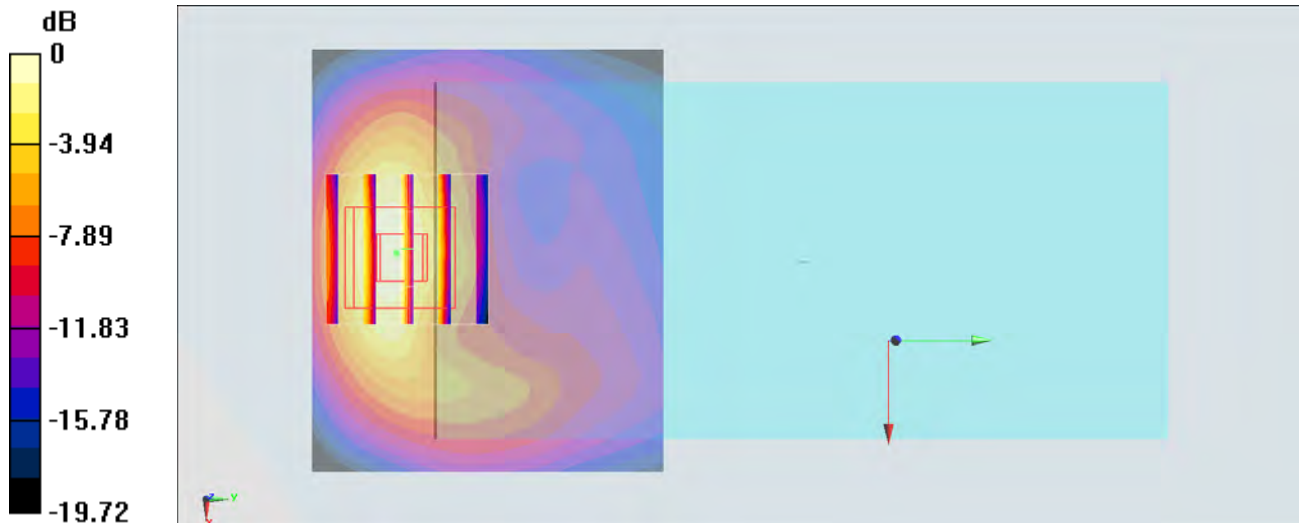
Zoom Scan (5x5x7)/Cube 0: Measurement grid: dx=8mm, dy=8mm, dz=5mm

Reference Value = 16.51 V/m; Power Drift = -0.02 dB

Peak SAR (extrapolated) = 0.942 W/kg

SAR(1 g) = 0.513 W/kg; SAR(10 g) = 0.251 W/kg

Maximum value of SAR (measured) = 0.687 W/kg



0 dB = 0.687 W/kg = -1.63 dBW/kg

#75_LTE Band 71_20M_QPSK_1_0_Back_5mm_Ch133322

Communication System: LTE ; Frequency: 683 MHz; Duty Cycle: 1:1

Medium: MSL_750_180323 Medium parameters used : $f = 683 \text{ MHz}$; $\sigma = 0.897 \text{ S/m}$; $\epsilon_r = 55.805$; $\rho = 1000 \text{ kg/m}^3$

Ambient Temperature : $23.2 \text{ }^\circ\text{C}$; Liquid Temperature : $22.2 \text{ }^\circ\text{C}$

DASY5 Configuration:

- Probe: ES3DV3 - SN3169; ConvF(6.31, 6.31, 6.31); Calibrated: 2017/5/11;
- Sensor-Surface: 3mm (Mechanical Surface Detection)
- Electronics: DAE4 Sn853; Calibrated: 2017/7/19
- Phantom: SAM_Right; Type: QD000P40CD; Serial: 1719
- Measurement SW: DASY52, Version 52.8 (8); SEMCAD X Version 14.6.10 (7373)

Area Scan (61x61x1): Interpolated grid: $dx=1.500 \text{ mm}$, $dy=1.500 \text{ mm}$

Maximum value of SAR (interpolated) = 0.930 W/kg

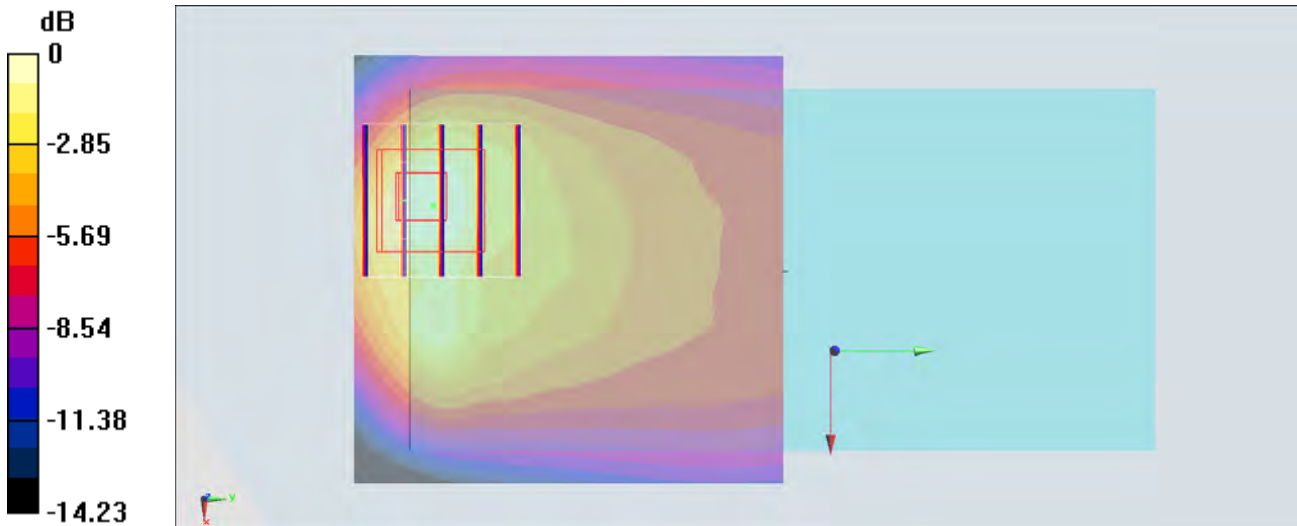
Zoom Scan (5x5x7)/Cube 0: Measurement grid: $dx=8\text{mm}$, $dy=8\text{mm}$, $dz=5\text{mm}$

Reference Value = 30.85 V/m ; Power Drift = 0.01 dB

Peak SAR (extrapolated) = 1.04 W/kg

SAR(1 g) = 0.510 W/kg ; SAR(10 g) = 0.274 W/kg

Maximum value of SAR (measured) = 0.785 W/kg



0 dB = 0.785 W/kg = -1.05 dBW/kg

#76_LTE Band 41_20M_QPSK_1_0_Back_5mm_Ch41490

Communication System: LTE; Frequency: 2680 MHz; Duty Cycle: 1:1.59

Medium: MSL_2600_180322 Medium parameters used: $f = 2680$ MHz; $\sigma = 2.263$ S/m; $\epsilon_r = 52.46$; $\rho = 1000$ kg/m³

Ambient Temperature : 23.2 °C ; Liquid Temperature : 22.2 °C

DASY5 Configuration:

- Probe: ES3DV3 - SN3169; ConvF(4.17, 4.17, 4.17); Calibrated: 2017/5/11;
- Sensor-Surface: 3mm (Mechanical Surface Detection)
- Electronics: DAE4 Sn853; Calibrated: 2017/7/19
- Phantom: SAM_Right; Type: QD000P40CD; Serial: 1719
- Measurement SW: DASY52, Version 52.8 (8); SEMCAD X Version 14.6.10 (7373)

Area Scan (81x71x1): Interpolated grid: dx=1.200 mm, dy=1.200 mm

Maximum value of SAR (interpolated) = 0.576 W/kg

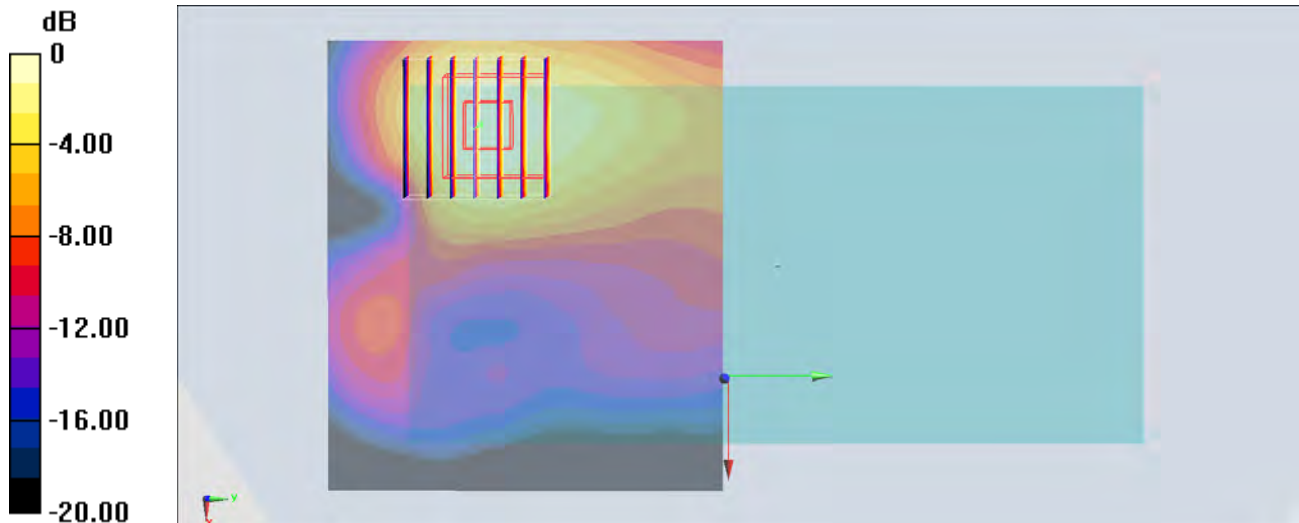
Zoom Scan (7x7x7)/Cube 0: Measurement grid: dx=5mm, dy=5mm, dz=5mm

Reference Value = 13.58 V/m; Power Drift = 0.12 dB

Peak SAR (extrapolated) = 0.815 W/kg

SAR(1 g) = 0.449 W/kg; SAR(10 g) = 0.239 W/kg

Maximum value of SAR (measured) = 0.563 W/kg



0 dB = 0.563 W/kg = -2.49 dBW/kg

#77_WLAN2.4GHz_802.11b 1Mbps_Back_5mm_Ch6

Communication System: 802.11b; Frequency: 2437 MHz; Duty Cycle: 1:1.006

Medium: MSL_2450_180324 Medium parameters used : $f = 2437$ MHz; $\sigma = 1.976$ S/m; $\epsilon_r = 53.287$; $\rho = 1000$ kg/m³

Ambient Temperature : 23.6 °C ; Liquid Temperature : 22.6 °C

DASY5 Configuration:

- Probe: EX3DV4 - SN3976; ConvF(7.8, 7.8, 7.8); Calibrated: 2018/1/23;
- Sensor-Surface: 1.4mm (Mechanical Surface Detection)
- Electronics: DAE3 Sn495; Calibrated: 2017/5/22
- Phantom: SAM_Right; Type: QD000P40CD; Serial: 1884
- Measurement SW: DASY52, Version 52.8 (8); SEMCAD X Version 14.6.10 (7373)

Area Scan (81x61x1): Interpolated grid: dx=1.200 mm, dy=1.200 mm

Maximum value of SAR (interpolated) = 0.610 W/kg

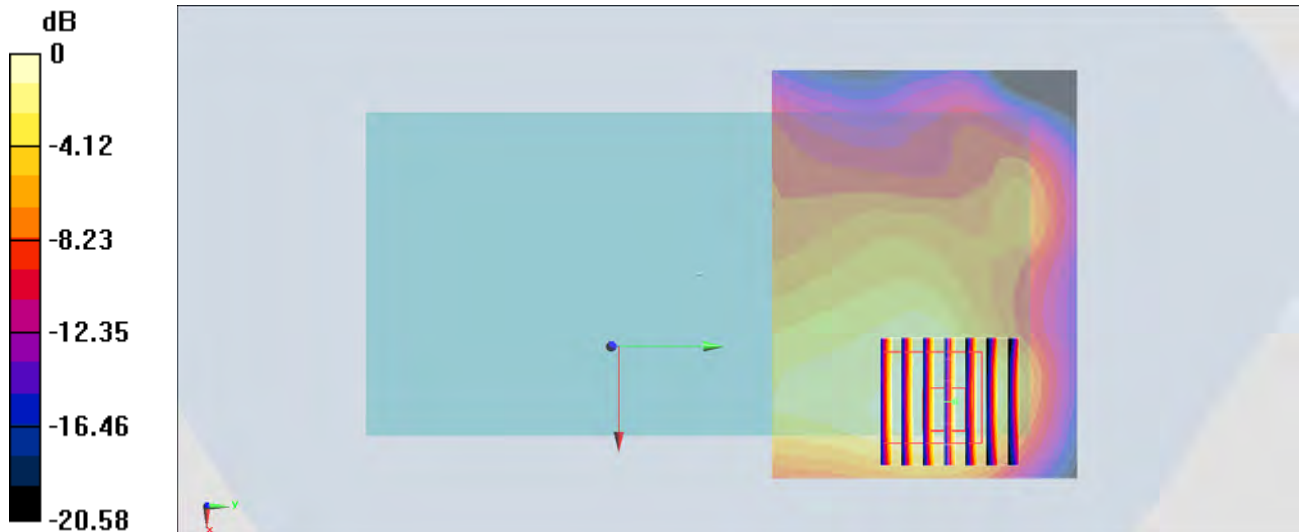
Zoom Scan (7x7x7)/Cube 0: Measurement grid: dx=5mm, dy=5mm, dz=5mm

Reference Value = 14.28 V/m; Power Drift = -0.11 dB

Peak SAR (extrapolated) = 0.650 W/kg

SAR(1 g) = 0.321 W/kg; SAR(10 g) = 0.175 W/kg

Maximum value of SAR (measured) = 0.505 W/kg



0 dB = 0.505 W/kg = -2.97 dBW/kg

#78_WLAN5GHz_802.11ac-VHT80 MCS0_Back_5mm_Ch58

Communication System: 802.11ac; Frequency: 5290 MHz; Duty Cycle: 1:1.149

Medium: MSL_5G_180321 Medium parameters used: $f = 5290$ MHz; $\sigma = 5.392$ S/m; $\epsilon_r = 47.62$; $\rho = 1000$ kg/m³

Ambient Temperature : 23.3 °C ; Liquid Temperature : 22.3 °C

DASY5 Configuration:

- Probe: EX3DV4 - SN3976; ConvF(4.92, 4.92, 4.92); Calibrated: 2018/1/23;
- Sensor-Surface: 1.4mm (Mechanical Surface Detection)
- Electronics: DAE3 Sn495; Calibrated: 2017/5/22
- Phantom: SAM-Left; Type: QD 000 P40 C; Serial: TP-1446
- Measurement SW: DASY52, Version 52.8 (8); SEMCAD X Version 14.6.10 (7373)

Area Scan (101x71x1): Interpolated grid: dx=1.000 mm, dy=1.000 mm

Maximum value of SAR (interpolated) = 0.814 W/kg


Zoom Scan (7x7x7)/Cube 0: Measurement grid: dx=4mm, dy=4mm, dz=1.4mm

Reference Value = 9.695 V/m; Power Drift = -0.10 dB

Peak SAR (extrapolated) = 1.58 W/kg

SAR(1 g) = 0.374 W/kg; SAR(10 g) = 0.113 W/kg

Maximum value of SAR (measured) = 0.909 W/kg



0 dB = 0.909 W/kg = -0.41 dBW/kg

#79_WLAN5GHz_802.11ac-VHT80 MCS0_Back_5mm_Ch138

Communication System: 802.11ac; Frequency: 5690 MHz; Duty Cycle: 1:1.149

Medium: MSL_5G_180321 Medium parameters used: $f = 5690$ MHz; $\sigma = 5.923$ S/m; $\epsilon_r = 46.951$; $\rho = 1000$ kg/m³

Ambient Temperature : 23.3 °C ; Liquid Temperature : 22.3 °C

DASY5 Configuration:

- Probe: EX3DV4 - SN3976; ConvF(4.46, 4.46, 4.46); Calibrated: 2018/1/23;
- Sensor-Surface: 1.4mm (Mechanical Surface Detection)
- Electronics: DAE3 Sn495; Calibrated: 2017/5/22
- Phantom: SAM-Left; Type: QD 000 P40 C; Serial: TP-1446
- Measurement SW: DASY52, Version 52.8 (8); SEMCAD X Version 14.6.10 (7373)

Area Scan (101x71x1): Interpolated grid: dx=1.000 mm, dy=1.000 mm

Maximum value of SAR (interpolated) = 0.683 W/kg

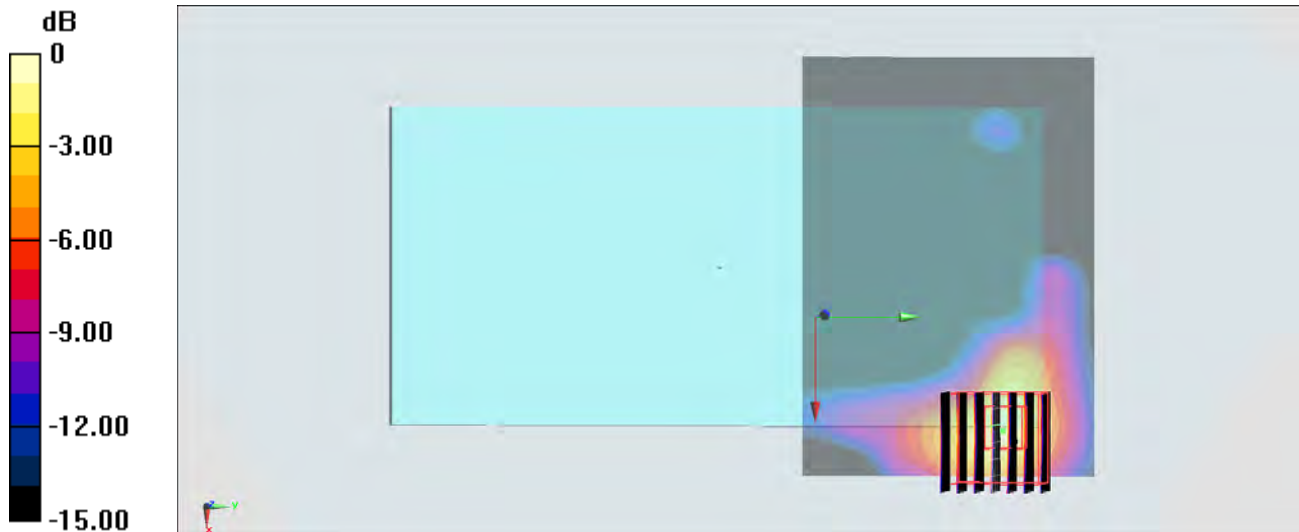
Zoom Scan (7x7x7)/Cube 0: Measurement grid: dx=4mm, dy=4mm, dz=1.4mm

Reference Value = 9.213 V/m; Power Drift = -0.02 dB

Peak SAR (extrapolated) = 1.42 W/kg

SAR(1 g) = 0.299 W/kg; SAR(10 g) = 0.086 W/kg

Maximum value of SAR (measured) = 0.772 W/kg



0 dB = 0.772 W/kg = -1.12 dBW/kg

#80_WLAN5GHz_802.11ac-VHT80 MCS0_Back_5mm_Ch155

Communication System: 802.11ac; Frequency: 5775 MHz; Duty Cycle: 1:1.149

Medium: MSL_5G_180321 Medium parameters used: $f = 5775$ MHz; $\sigma = 6.037$ S/m; $\epsilon_r = 46.779$; $\rho = 1000$ kg/m³

Ambient Temperature : 23.3 °C ; Liquid Temperature : 22.3 °C

DASY5 Configuration:

- Probe: EX3DV4 - SN3976; ConvF(4.46, 4.46, 4.46); Calibrated: 2018/1/23;
- Sensor-Surface: 1.4mm (Mechanical Surface Detection)
- Electronics: DAE3 Sn495; Calibrated: 2017/5/22
- Phantom: SAM-Left; Type: QD 000 P40 C; Serial: TP-1446
- Measurement SW: DASY52, Version 52.8 (8); SEMCAD X Version 14.6.10 (7373)

Area Scan (101x61x1): Interpolated grid: dx=1.000 mm, dy=1.000 mm

Maximum value of SAR (interpolated) = 0.704 W/kg

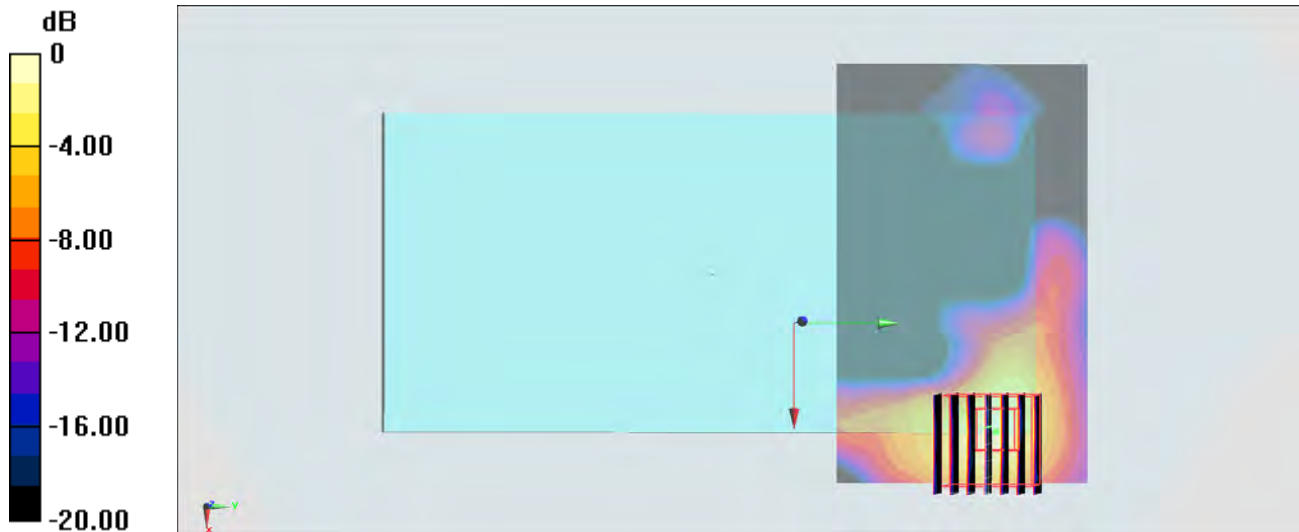
Zoom Scan (7x7x7)/Cube 0: Measurement grid: dx=4mm, dy=4mm, dz=1.4mm

Reference Value = 9.086 V/m; Power Drift = -0.12 dB

Peak SAR (extrapolated) = 1.53 W/kg

SAR(1 g) = 0.313 W/kg; SAR(10 g) = 0.092 W/kg

Maximum value of SAR (measured) = 0.803 W/kg



0 dB = 0.803 W/kg = -0.95 dBW/kg

#81_Bluetooth_1Mbps_Back_5mm_Ch39

Communication System: Bluetooth; Frequency: 2441 MHz; Duty Cycle: 1:1.297

Medium: MSL_2450_180324 Medium parameters used: $f = 2441$ MHz; $\sigma = 1.981$ S/m; $\epsilon_r = 53.271$; $\rho = 1000$ kg/m³

Ambient Temperature : 23.6 °C; Liquid Temperature : 22.6 °C

DASY5 Configuration:

- Probe: EX3DV4 - SN3976; ConvF(7.8, 7.8, 7.8); Calibrated: 2018/1/23;
- Sensor-Surface: 1.4mm (Mechanical Surface Detection)
- Electronics: DAE3 Sn495; Calibrated: 2017/5/22
- Phantom: SAM_Right; Type: QD000P40CD; Serial: 1884
- Measurement SW: DASY52, Version 52.8 (8); SEMCAD X Version 14.6.10 (7373)

Area Scan (81x61x1): Interpolated grid: dx=1.200 mm, dy=1.200 mm

Maximum value of SAR (interpolated) = 0.0483 W/kg


Zoom Scan (7x7x7)/Cube 0: Measurement grid: dx=5mm, dy=5mm, dz=5mm

Reference Value = 3.402 V/m; Power Drift = -0.08 dB

Peak SAR (extrapolated) = 0.0470 W/kg

SAR(1 g) = 0.022 W/kg; SAR(10 g) = 0.00958 W/kg

Maximum value of SAR (measured) = 0.0370 W/kg



0 dB = 0.0370 W/kg = -14.32 dBW/kg