

HAC_E_Dipole_835_180320

DUT: HAC-Dipole 835 MHz

Communication System: CW; Frequency: 835 MHz; Duty Cycle: 1:1

Medium: Air Medium parameters used: $\sigma = 0$ S/m, $\epsilon_r = 1$; $\rho = 0$ kg/m³

Ambient Temperature : 23.4 °C

DASY5 Configuration

- Probe: ER3DV6 - SN2358; ConvF(1, 1, 1); Calibrated: 2018/1/19;
- Sensor-Surface: (Fix Surface)
- Electronics: DAE4 Sn854; Calibrated: 2017/5/2
- Phantom: HAC Test Arch with AMCC; Type: SD HAC P01 BA;
- Measurement SW: DASY52, Version 52.8 (8); SEMCAD X Version 14.6.10 (7373)

E Scan - measurement distance from the probe sensor center to CD835 = 10mm & 15mm/Hearing Aid Compatibility Test at 15mm distance (41x361x1): Interpolated grid:

dx=0.5000 mm, dy=0.5000 mm

Device Reference Point: 0, 0, -6.3 mm

Reference Value = 126.2 V/m; Power Drift = -0.01 dB

PMR not calibrated. PMF = 1.000 is applied.

E-field emissions = 115.3 V/m

Average value of Total=(115.3+110.3) / 2 = 112.8 V/m

PMF scaled E-field

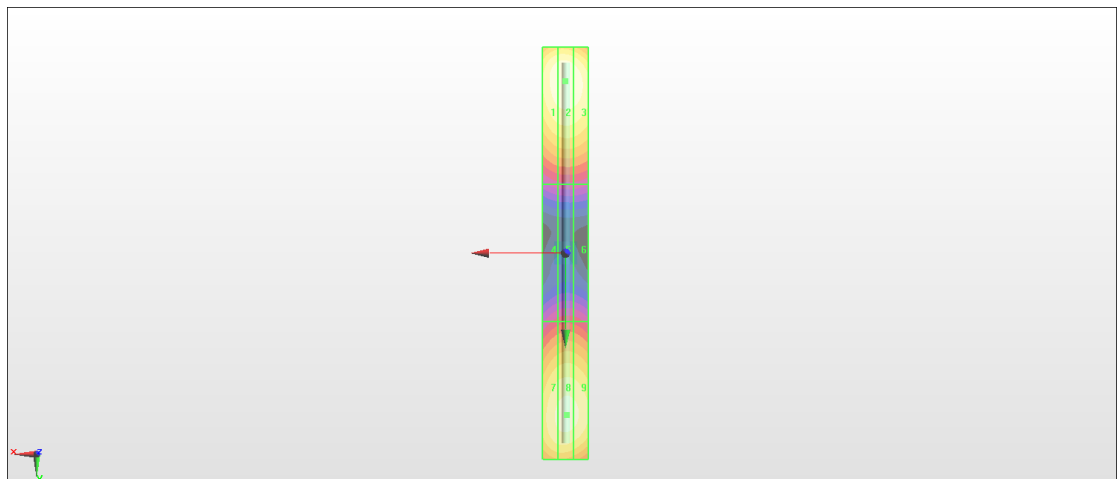
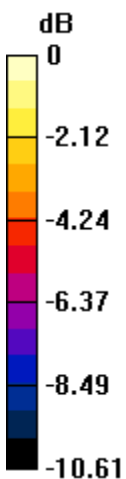
Grid 1 M4 113.1 V/m	Grid 2 M4 115.3 V/m	Grid 3 M4 113.2 V/m
Grid 4 M4 62.91 V/m	Grid 5 M4 64.45 V/m	Grid 6 M4 63.96 V/m
Grid 7 M4 108.1 V/m	Grid 8 M4 110.3 V/m	Grid 9 M4 109.0 V/m

Cursor:

Total = 115.3 V/m

E Category: M4

Location: 0, -75, 9.7 mm



0 dB = 115.3 V/m = 41.24 dBV/m

HAC_E_Dipole_1880_180320

DUT: HAC Dipole 1880 MHz

Communication System: CW; Frequency: 1880 MHz; Duty Cycle: 1:1

Medium: Air Medium parameters used: $\sigma = 0$ S/m, $\epsilon_r = 1$; $\rho = 0$ kg/m³

Ambient Temperature : 23.4 °C

DASY5 Configuration

- Probe: ER3DV6 - SN2358; ConvF(1, 1, 1); Calibrated: 2018/1/19;
- Sensor-Surface: (Fix Surface)
- Electronics: DAE4 Sn854; Calibrated: 2017/5/2
- Phantom: HAC Test Arch with AMCC; Type: SD HAC P01 BA;
- Measurement SW: DASY52, Version 52.8 (8); SEMCAD X Version 14.6.10 (7373)

E Scan - measurement distance from the probe sensor center to CD1880 = 10mm & 15mm/Hearing Aid Compatibility Test at 15mm distance (41x181x1): Interpolated grid:

dx=0.5000 mm, dy=0.5000 mm

Device Reference Point: 0, 0, -6.3 mm

Reference Value = 139.1 V/m; Power Drift = -0.02 dB

PMR not calibrated. PMF = 1.000 is applied.

E-field emissions = 89.65 V/m

Average value of Total=(86.87+89.65) / 2 = 88.26 V/m

PMF scaled E-field

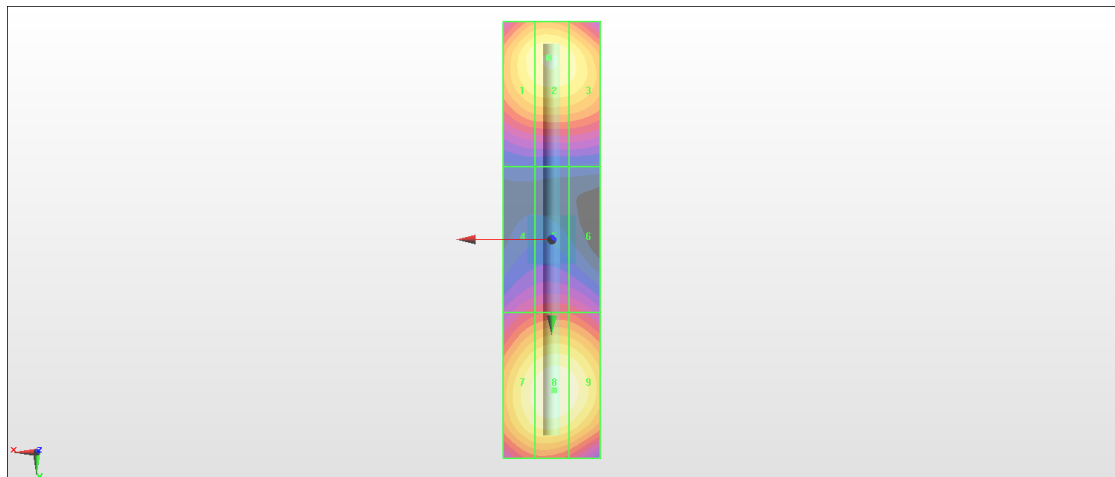
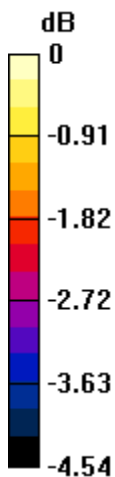
Grid 1 M3 85.76 V/m	Grid 2 M3 86.87 V/m	Grid 3 M3 85.31 V/m
Grid 4 M3 69.45 V/m	Grid 5 M3 70.60 V/m	Grid 6 M3 70.11 V/m
Grid 7 M3 87.63 V/m	Grid 8 M3 89.65 V/m	Grid 9 M3 88.57 V/m

Cursor:

Total = 89.65 V/m

E Category: M3

Location: -0.5, 31, 9.7 mm



0 dB = 89.65 V/m = 39.05 dBV/m

HAC_E_Dipole_2450_180320

DUT: HAC Dipole 2450 MHz

Communication System: CW; Frequency: 2450 MHz; Duty Cycle: 1:1

Medium: Air Medium parameters used: $\sigma = 0$ S/m, $\epsilon_r = 1$; $\rho = 0$ kg/m³

Ambient Temperature : 23.4 °C

DASY5 Configuration

- Probe: EF3DV3 - SN4047; ConvF(1, 1, 1); Calibrated: 2018/1/8;
- Sensor-Surface: (Fix Surface)
- Electronics: DAE4 Sn854; Calibrated: 2017/5/2
- Phantom: HAC Test Arch with AMCC; Type: SD HAC P01 BA;
- Measurement SW: DASY52, Version 52.8 (8); SEMCAD X Version 14.6.10 (7373)

E Scan - measurement distance from the probe sensor center to CD2450 = 10mm & 15mm 2/Hearing Aid Compatibility Test at 15mm distance (41x181x1): Interpolated grid: dx=0.5000 mm, dy=0.5000 mm

Device Reference Point: 0, 0, -6.3 mm

Reference Value = 74.15 V/m; Power Drift = 0.01 dB

PMR not calibrated. PMF = 1.000 is applied.

E-field emissions = 87.84 V/m

Average value of Total=(86.07+87.84) / 2 = 86.955 V/m

PMF scaled E-field

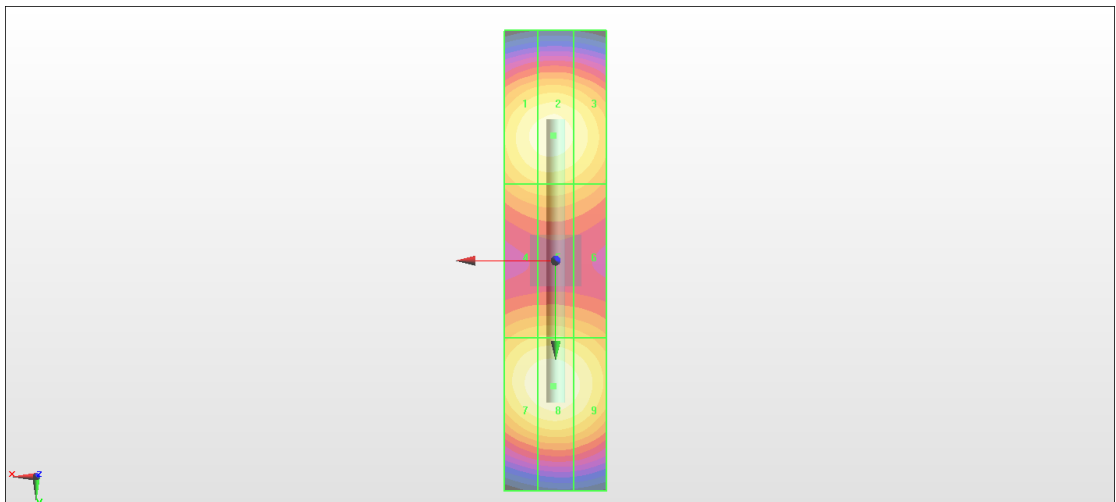
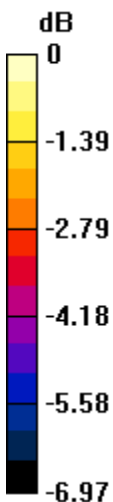
Grid 1 M3 85.03 V/m	Grid 2 M3 86.07 V/m	Grid 3 M3 83.29 V/m
Grid 4 M3 75.34 V/m	Grid 5 M3 75.76 V/m	Grid 6 M3 73.92 V/m
Grid 7 M3 86.45 V/m	Grid 8 M3 87.84 V/m	Grid 9 M3 84.99 V/m

Cursor:

Total = 87.84 V/m

E Category: M3

Location: 0.5, 24.5, 8.7 mm



0 dB = 87.84 V/m = 38.87 dBV/m

HAC_E_Dipole_2600_180320

DUT: HAC Dipole 2600 MHz

Communication System: CW ; Frequency: 2600 MHz; Duty Cycle: 1:1

Medium: Air Medium parameters used: $\sigma = 0$ S/m, $\epsilon_r = 1$; $\rho = 0$ kg/m³

Ambient Temperature : 23.4 °C

DASY5 Configuration

- Probe: ER3DV6 - SN2358; ConvF(1, 1, 1); Calibrated: 2018/1/19;
- Sensor-Surface: (Fix Surface)
- Electronics: DAE4 Sn854; Calibrated: 2017/5/2
- Phantom: HAC Test Arch with AMCC; Type: SD HAC P01 BA;
- Measurement SW: DASY52, Version 52.8 (8); SEMCAD X Version 14.6.10 (7373)

E Scan - measurement distance from the probe sensor center to CD2600 = 10mm & 15mm/Hearing Aid Compatibility Test at 15mm distance (41x181x1): Interpolated grid:

dx=0.5000 mm, dy=0.5000 mm

Device Reference Point: 0, 0, -6.3 mm

Reference Value = 69.63 V/m; Power Drift = -0.01 dB

PMR not calibrated. PMF = 1.000 is applied.

E-field emissions = 91.15 V/m

Average value of Total=(85.2+91.15) / 2 = 88.175 V/m

PMF scaled E-field

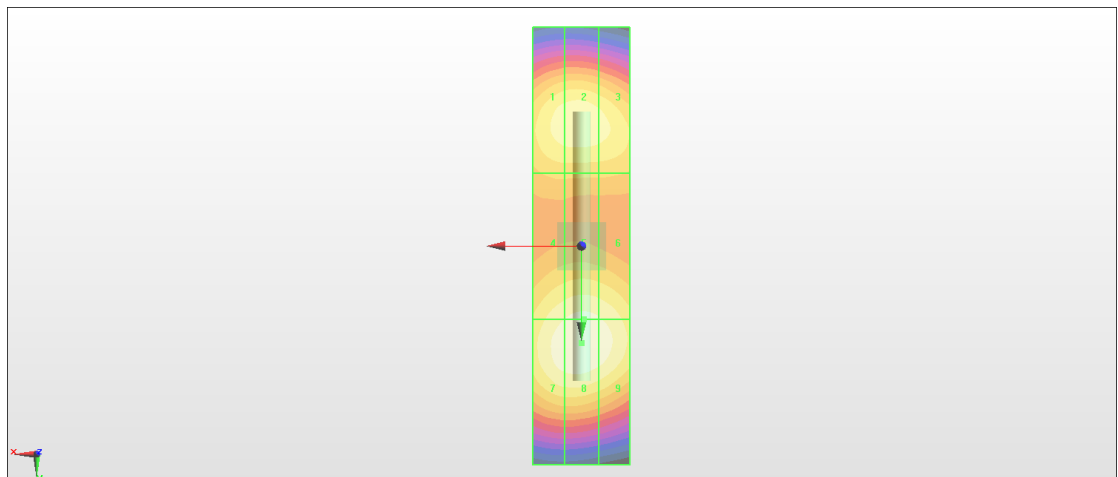
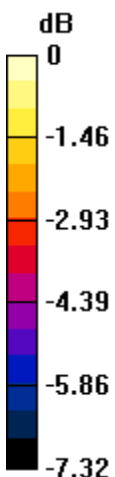
Grid 1 M3 84.30 V/m	Grid 2 M3 85.20 V/m	Grid 3 M3 83.56 V/m
Grid 4 M3 86.21 V/m	Grid 5 M3 88.04 V/m	Grid 6 M3 86.80 V/m
Grid 7 M3 89.54 V/m	Grid 8 M3 91.15 V/m	Grid 9 M3 89.50 V/m

Cursor:

Total = 91.15 V/m

E Category: M3

Location: 0, 20, 9.7 mm



0 dB = 91.15 V/m = 39.20 dBV/m