



# FCC RF Test Report

**APPLICANT** : Motorola Mobility LLC  
**EQUIPMENT** : Mobile Cellular Phone  
**BRAND NAME** : Motorola  
**MODEL NAME** : XT1929-4(SS)  
**FCC ID** : IHDT56XE1  
**STANDARD** : FCC Part 15 Subpart E §15.407  
**CLASSIFICATION** : (NII) Unlicensed National Information Infrastructure

This is partial report. The product was received on Jan. 18, 2018 and testing was completed on Mar. 03, 2018. We, Sporton International (Kunshan) Inc., would like to declare that the tested sample has been evaluated in accordance with the test procedures and has been in compliance with the applicable technical standards.

This report contains data that were produced under subcontract by Laboratory SPORTON INTERNATIONAL INC.

The test results in this report apply exclusively to the tested model / sample. Without written approval of Sporton International (Kunshan) Inc., the test report shall not be reproduced except in full.

*James Huang*



Approved by: James Huang / Manager

**Sporton International (Kunshan) Inc.**

**No.3-2 Ping-Xiang Rd, Kunshan Development Zone Kunshan City Jiangsu Province 215335 China**

SPORTON INTERNATIONAL INC.

TEL : 886-3-327-3456

FAX : 886-3-328-4978

FCC ID: IHDT56XE1

Page Number : 1 of 20

Report Issued Date : Mar. 05, 2018

Report Version : Rev. 01

Report Template No.: BU5-FR15EWLAC MA Version 2.0



# TABLE OF CONTENTS

**REVISION HISTORY.....3**

**SUMMARY OF TEST RESULT .....4**

**1 GENERAL DESCRIPTION .....5**

    1.1 Applicant .....5

    1.2 Manufacturer.....5

    1.3 Product Feature of Equipment Under Test.....5

    1.4 Product Specification of Equipment Under Test.....6

    1.5 Modification of EUT .....6

    1.6 Testing Location .....7

    1.7 Applicable Standards.....7

**2 TEST CONFIGURATION OF EQUIPMENT UNDER TEST .....8**

    2.1 Carrier Frequency and Channel .....8

    2.2 Test Mode .....9

    2.3 Connection Diagram of Test System .....10

    2.4 EUT Operation Test Setup .....10

    2.5 Measurement Results Explanation Example.....10

**3 TEST RESULT .....11**

    3.1 Unwanted Emissions Measurement .....11

    3.2 Automatically Discontinue Transmission .....17

    3.3 Antenna Requirements .....18

**4 LIST OF MEASURING EQUIPMENT .....19**

**5 UNCERTAINTY OF EVALUATION .....20**

**APPENDIX A. RADIATED SPURIOUS EMISSION**

**APPENDIX B. RADIATED SPURIOUS EMISSION PLOTS**

**APPENDIX C. DUTY CYCLE PLOTS**



## REVISION HISTORY

REPORT NO.	VERSION	DESCRIPTION	ISSUED DATE
FR811821G	Rev. 01	Initial issue of report	Mar. 05, 2018



### SUMMARY OF TEST RESULT

Report Section	FCC Rule	Description	Limit	Result	Remark
3.1	15.407(b)	Unwanted Emissions	15.407(b) & 15.209(a)	Pass	Under limit 4.16 dB at 38.730 MHz
3.3	15.203 & 15.407(a)	Antenna Requirement	N/A	Pass	-



# 1 General Description

## 1.1 Applicant

**Motorola Mobility LLC**  
222 W, Merchandise Mart Plaza, Chicago IL 60654 USA

## 1.2 Manufacturer

**Motorola Mobility LLC**  
222 W, Merchandise Mart Plaza, Chicago IL 60654 USA

## 1.3 Product Feature of Equipment Under Test

Product Feature	
<b>Equipment</b>	Mobile Cellular Phone
<b>Brand Name</b>	Motorola
<b>Model Name</b>	XT1929-4(SS)
<b>FCC ID</b>	IHDT56XE1
<b>IMEI Code</b>	<b>Radiation :</b> IMEI: 351886090018703
<b>EUT supports Radios application</b>	CDMA/EV-DO/GSM/EGPRS/WCDMA/HSPA/LTE/GNSS/NFC WLAN 11b/g/n HT20 WLAN 11a/n HT20/HT40 WLAN 11ac VHT20/VHT40/VHT80 Bluetooth BR/EDR/LE
<b>HW Version</b>	DVT2
<b>EUT Stage</b>	Identical Prototype

**Remark:** The above EUT's information was declared by manufacturer. Please refer to the specifications or user's manual for more detailed description.



Accessory List	
AC Adapter 1	Brand Name : Motorola
	Model Name : SC-22 SPN5970A
	Manufacturer : Salom
AC Adapter 2	Brand Name : Motorola
	Model Name : SC-22 SPN5993A
	Manufacturer : Chenyang
Battery	Brand Name : Motorola
	Model Name : JS40
	Manufacturer : SUNWODA
C2Audio Cable 1	Brand Name : Motorola
	Model Name : SC18C27844
	Manufacturer : Luxshare
C2Audio Cable 2	Brand Name : Motorola
	Model Name : SC18C27845
	Manufacturer : Cabletech
USB Cable 1	Brand Name : Cabletech
	Model Name : SKN6473A
USB Cable 2	Brand Name : FOXLINK
	Model Name : SKN6473A 17195-C 0403532
USB Cable 3	Brand Name : SAIBAO
	Model Name : SKN6473A 17214-C 1127044
USB Cable 4	Brand Name : Luxshare
	Model Name : SKN6473A 17227-C 1126538

### 1.4 Product Specification of Equipment Under Test

Standards-related Product Specification	
Tx/Rx Channel Frequency Range	5180 MHz ~ 5240 MHz 5260 MHz ~ 5320 MHz 5500 MHz ~ 5700 MHz
Antenna Type / Gain	<5150 MHz ~ 5250 MHz> Internal Antenna with gain -6.50 dBi <5250 MHz ~ 5350 MHz> Internal Antenna with gain -6.50 dBi <5470 MHz ~ 5725 MHz> Internal Antenna with gain -7.00 dBi
Type of Modulation	802.11a/n : OFDM (BPSK / QPSK / 16QAM / 64QAM) 802.11ac : OFDM (BPSK / QPSK / 16QAM / 64QAM / 256QAM)

Note: The WLAN operation in 5600 MHz ~ 5650 MHz is notched.

### 1.5 Modification of EUT

No modifications are made to the EUT during all test items.



### 1.6 Testing Location

Sporton International (Kunshan) Inc. is accredited to ISO 17025 by National Voluntary Laboratory Accreditation Program (NVLAP code: 600155-0) and the FCC designation No. is CN5013.

<b>Test Site</b>	Sporton International (Kunshan) Inc.	
<b>Test Site Location</b>	No.3-2 Ping-Xiang Rd, Kunshan Development Zone Kunshan City Jiangsu Province 215335 China TEL : +86-512-57900158 FAX : +86-512-57900958	
<b>Test Site No.</b>	<b>Sporton Site No.</b>	<b>FCC Test Firm Registration No.</b>
	03CH04-KS	630927

**Note:** The test site complies with ANSI C63.4 2014 requirement.

### 1.7 Applicable Standards

According to the specifications of the manufacturer, the EUT must comply with the requirements of the following standards:

- FCC Part 15 Subpart E
- FCC KDB 789033 D02 General UNII Test Procedures New Rules v02r01.
- ANSI C63.10-2013

**Remark:**

1. All test items were verified and recorded according to the standards and without any deviation during the test.
2. This EUT has also been tested and complied with the requirements of FCC Part 15, Subpart B, recorded in a separate test report.



## 2 Test Configuration of Equipment Under Test

- a. The EUT has been associated with peripherals and configuration operated in a manner tended to maximize its emission characteristics in a typical application. Frequency range investigated: radiation emission (9 kHz to the 10th harmonic of the highest fundamental frequency or to 40 GHz, whichever is lower). For radiated measurement, pre-scanned in three orthogonal panels, X, Y, Z. The worst cases (Y plane) were recorded in this report.

### 2.1 Carrier Frequency and Channel

Frequency Band	Channel	Freq. (MHz)	Channel	Freq. (MHz)
5150-5250 MHz Band 1 (U-NII-1)	36	5180	44	5220
	38*	5190	46*	5230
	40	5200	48	5240
	42 <sup>#</sup>	5210		

Frequency Band	Channel	Freq. (MHz)	Channel	Freq. (MHz)
5250-5350 MHz Band 2 (U-NII-2A)	52	5260	60	5300
	54*	5270	62*	5310
	56	5280	64	5320
	58 <sup>#</sup>	5290		

Frequency Band	Channel	Freq. (MHz)	Channel	Freq. (MHz)
5470-5725 MHz Band 3 (U-NII-2C)	100	5500	112	5560
	102*	5510	116	5580
	104	5520	132	5660
	106 <sup>#</sup>	5530	134*	5670
	108	5540	136	5680
	110*	5550	140	5700

**Note:**

1. The above Frequency and Channel in "\*" were 802.11n HT40 and 802.11ac VHT40.
2. The above Frequency and Channel in "<sup>#</sup>" were 802.11ac VHT80.





## 2.2 Test Mode

Final test modes are considering the modulation and worse data rates as below table.

Modulation	Data Rate
802.11a	6 Mbps
802.11n HT20	MCS0
802.11n HT40	MCS0
802.11ac VHT20 (Covered by HT20)	MCS0
802.11ac VHT40 (Covered by HT40)	MCS0
802.11ac VHT80	MCS0

**Remark:** For Radiated Test Cases, The tests were performance with Adapter 1, and USB Cable 1 Type C.

Ch. #		Band I : 5150-5250 MHz	Band II : 5250-5350 MHz	Band III : 5470-5725MHz
		802.11a	802.11a	802.11a
L	Low	36	52	100
M	Middle	44	60	116
H	High	48	64	140

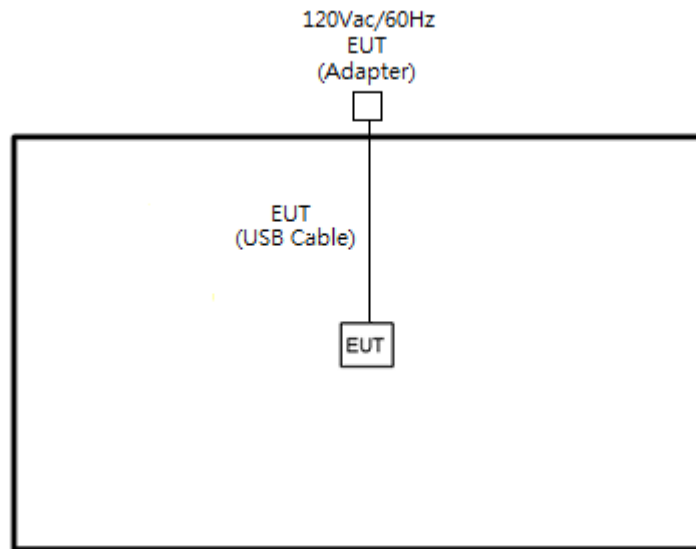
Ch. #		Band I : 5150-5250 MHz	Band II : 5250-5350 MHz	Band III : 5470-5725MHz
		802.11n HT20	802.11n HT20	802.11n HT20
L	Low	36	52	100
M	Middle	44	60	116
H	High	48	64	140

Ch. #		Band I : 5150-5250 MHz	Band II : 5250-5350 MHz	Band III : 5470-5725MHz
		802.11n HT40	802.11n HT40	802.11n HT40
L	Low	38	54	102
M	Middle	-	-	110
H	High	46	62	134

Ch. #		Band I : 5150-5250 MHz	Band II : 5250-5350 MHz	Band III : 5470-5725MHz
		802.11ac VHT80	802.11ac VHT80	802.11ac VHT80
L	Low	-	-	106
M	Middle	42	58	-
H	High	-	-	-

## 2.3 Connection Diagram of Test System

<EUT with Adapter>



## 2.4 EUT Operation Test Setup

The RF test items, utility "QRCT" was installed in Notebook which was programmed in order to make the EUT get into the engineering modes to provide channel selection, power level, data rate and the application type and for continuous transmitting signals.

## 2.5 Measurement Results Explanation Example

**For all conducted test items:**

The offset level is set in the spectrum analyzer to compensate the RF cable loss and attenuator factor between EUT conducted output port and spectrum analyzer. With the offset compensation, the spectrum analyzer reading level is exactly the EUT RF output level.

Example :

The spectrum analyzer offset is derived from RF cable loss and attenuator factor.

*Offset = RF cable loss + attenuator factor.*

Following shows an offset computation example with cable loss 4.2 dB and 10dB attenuator.

$$\begin{aligned} \text{Offset(dB)} &= \text{RF cable loss(dB)} + \text{attenuator factor(dB)}. \\ &= 4.2 + 10 = 14.2 \text{ (dB)} \end{aligned}$$



### 3 Test Result

#### 3.1 Unwanted Emissions Measurement

This section is to measure unwanted emissions through radiated measurement for band edge spurious emissions and out of band emissions measurement.

##### 3.1.1 Limit of Unwanted Emissions

- (1) For transmitters operating in the 5150-5250 MHz band: all emissions outside of the 5150-5350 MHz band shall not exceed an EIRP of -27dBm/MHz.

For transmitters operating in the 5250-5350 MHz band: all emissions outside of the 5150-5350 MHz band shall not exceed an EIRP of -27 dBm/MHz. Devices operating in the 5250-5350 MHz band that generate emissions in the 5150-5250 MHz band must meet all applicable technical requirements for operation in the 5150-5250 MHz band (including indoor use) or alternatively meet an out-of-band emission EIRP limit of -27 dBm/MHz in the 5150-5250 MHz band.

For transmitters operating in the 5470-5600 MHz and 5650-5725MHz band: all emissions outside of the 5470-5600 MHz and 5650-5725MHz band shall not exceed an EIRP of -27 dBm/MHz.

- (2) Unwanted spurious emissions fallen in restricted bands shall comply with the general field strength limits as below table,

Frequency (MHz)	Field Strength (microvolts/meter)	Measurement Distance (meters)
0.009 – 0.490	2400/F(kHz)	300
0.490 – 1.705	24000/F(kHz)	30
1.705 – 30.0	30	30
30 – 88	100	3
88 – 216	150	3
216 - 960	200	3
Above 960	500	3

**Note:** The following formula is used to convert the EIRP to field strength.

$$E = \frac{1000000\sqrt{30P}}{3} \mu\text{V/m, where P is the eirp (Watts)}$$



EIRP (dBm)	Field Strength at 3m (dBμV/m)
-17	78.3
- 27	68.3

(3) KDB789033 D02 v02r01 G)2)c)

- (i) Section 15.407(b)(1) to (b)(3) specify the unwanted emission limits for the U-NII-1 and U-NII-2 bands. As specified, emissions above 1000 MHz that are outside of the restricted bands are subject to a peak emission limit of -27 dBm/MHz.<sup>3</sup>
- (ii) Section 15.407(b)(4) specifies the unwanted emission limit for the U-NII-3 band. A band emissions mask is specified in Section 15.407(b)(4)(i). The emission limits are in terms of a Peak detector. An alternative to the band emissions mask is specified in Section 15.407(b)(4)(ii). The alternative limits are based on the highest antenna gain specified in the filing. There are also marketing and importation restrictions for the devices using the alternative limit.<sup>4</sup>

**Note 3:** An out-of-band emission that complies with both the average and peak limits of Section 15.209 is not required to satisfy the -27 dBm/MHz peak emission limit.

**Note 4:** Only devices with antenna gains of 10 dBi or less may be approved using the emission limits specified in Section 15.247(d) till March 2, 2018; all other devices operating in this band must use the mask specified in Section 15.407(b)(4)(i).



### 3.1.2 Measuring Instruments

The measuring equipment is listed in the section 4 of this test report.

### 3.1.3 Test Procedures

1. The testing follows FCC KDB 789033 D02 General UNII Test Procedures New Rules v02r01. Section G) Unwanted emissions measurement.

(1) Procedure for Unwanted Emissions Measurements Below 1000MHz

- RBW = 120 kHz
- VBW = 300 kHz
- Detector = Peak
- Trace mode = max hold

(2) Procedure for Peak Unwanted Emissions Measurements Above 1000 MHz

- RBW = 1 MHz
- VBW  $\geq$  3 MHz
- Detector = Peak
- Sweep time = auto
- Trace mode = max hold

(3) Procedures for Average Unwanted Emissions Measurements Above 1000MHz

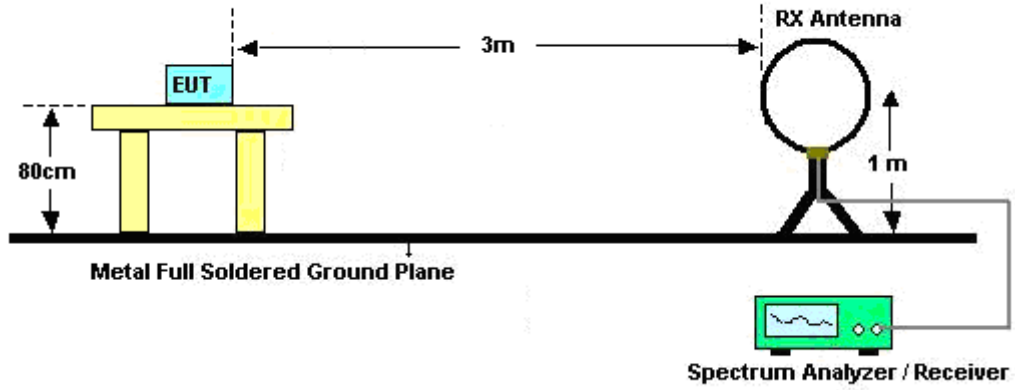
- RBW = 1 MHz
- VBW = 10 Hz, when duty cycle is no less than 98 percent.
- VBW  $\geq$  1/T, when duty cycle is less than 98 percent where T is the minimum transmission duration over which the transmitter is on and is transmitting at its maximum power control level for the tested mode of operation.



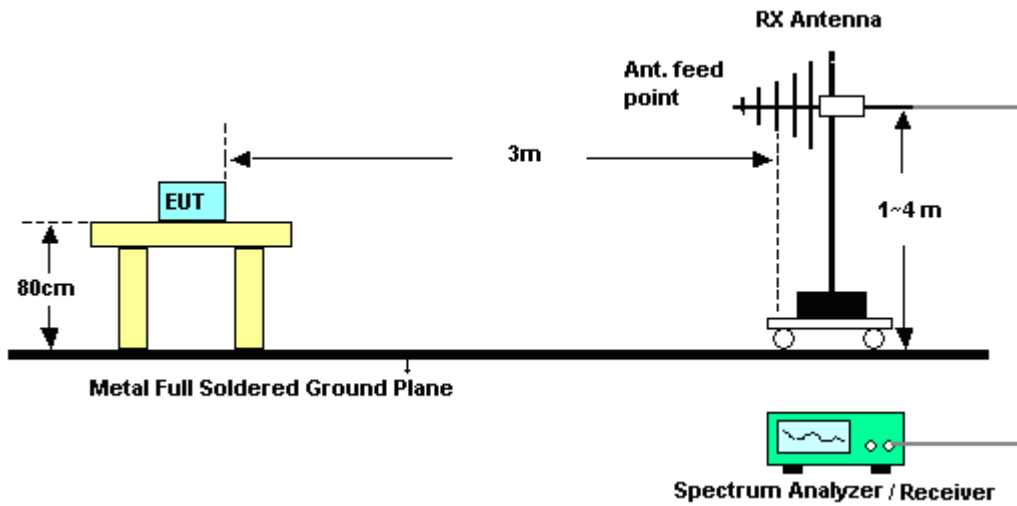
2. The EUT was placed on a turntable with 0.8 meter for frequency below 1GHz and 1.5 meter for frequency above 1GHz respectively above ground.
3. The EUT was set 3 meters from the interference receiving antenna which was mounted on the top of a variable height antenna tower.
4. The antenna is a broadband antenna and its height is adjusted between one meter and four meters above ground to find the maximum value of the field strength for both horizontal polarization and vertical polarization of the antenna.
5. For each suspected emission, the EUT was arranged to its worst case and then adjust the antenna tower (from 1 m to 4 m) and turntable (from 0 degree to 360 degrees) to find the maximum reading.
6. For testing below 1GHz, if the emission level of the EUT in peak mode was 3 dB lower than the limit specified, then peak values of EUT will be reported, otherwise, the emissions will be repeated one by one using the CISPR quasi-peak method and reported.
7. For testing above 1GHz, the emission level of the EUT in peak mode was 20dB lower than average limit (that means the emission level in average mode also complies with the limit in average mode), then peak values of EUT will be reported, otherwise, the emissions will be measured in average mode again and reported.

### 3.1.4 Test Setup

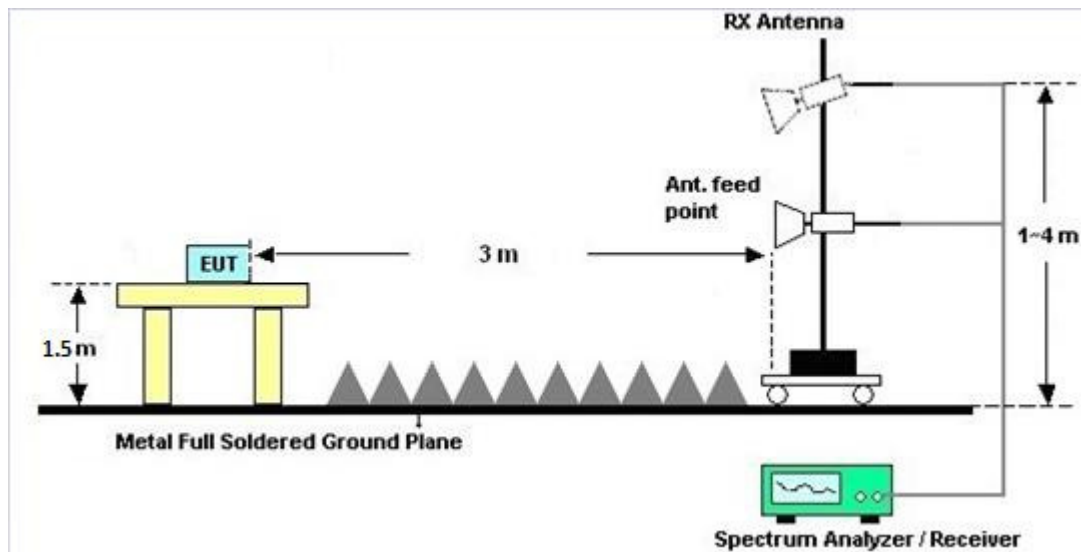
For radiated emissions below 30MHz



For radiated emissions from 30MHz to 1GHz



For radiated emissions above 1GHz



### 3.1.5 Test Results of Radiated Spurious Emissions (9 kHz ~ 30 MHz)

The low frequency, which started from 9 kHz to 30MHz, was pre-scanned and the result which was 20dB lower than the limit line was not reported.

There is a comparison data of both open-field test site and semi-Anechoic chamber, and the result came out very similar.

### 3.1.6 Test Result of Radiated Spurious at Band Edges

Please refer to Appendix A and B.

### 3.1.7 Duty Cycle

Please refer to Appendix C.

### 3.1.8 Test Result of Radiated Spurious Emissions (30MHz ~ 10th Harmonic)

Please refer to Appendix A and B.





## **3.2 Automatically Discontinue Transmission**

### **3.2.1 Limit of Automatically Discontinue Transmission**

The device shall automatically discontinue transmission in case of either absence of information to transmit or operational failure. These provisions are not intended to preclude the transmission of control or signaling information or the use of repetitive codes used by certain digital technologies to complete frame or burst intervals. Applicants shall include in their application for equipment authorization to describe how this requirement is met.

### **3.2.2 Measuring Instruments**

The measuring equipment is listed in the section 4 of this test report.

### **3.2.3 Test Result of Automatically Discontinue Transmission**

While the EUT is not transmitting any information, the EUT can automatically discontinue transmission and become standby mode for power saving. The EUT can detect the controlling signal of ACK message transmitting from remote device and verify whether it shall resend or discontinue transmission.



### **3.3 Antenna Requirements**

#### **3.3.1 Standard Applicable**

If transmitting antenna directional gain is greater than 6 dBi, both the peak transmit power and the peak power spectral density shall be reduced by the amount in dB that the directional gain of the antenna exceeds 6 dBi.

#### **3.3.2 Antenna Anti-Replacement Construction**

An embedded-in antenna design is used.

#### **3.3.3 Antenna Gain**

The antenna peak gain of EUT is less than 6 dBi. Therefore, it is not necessary to reduce maximum peak output power limit.



## 4 List of Measuring Equipment

Instrument	Manufacturer	Model No.	Serial No.	Characteristics	Calibration Date	Test Date	Due Date	Remark
EXA Spectrum Analyzer	Keysight	N9010A	MY551502 44	10Hz-44GHz	Apr. 18, 2017	Mar. 03, 2018	Apr. 17, 2018	Radiation (03CH03-KS)
Loop Antenna	R&S	HFH2-Z2	100321	9kHz~30MHz	Nov. 23, 2017	Mar. 03, 2018	Nov. 22, 2018	Radiation (03CH03-KS)
Bilog Antenna	TeseQ	CBL6112D	35406	25MHz-2GHz	Apr. 22, 2017	Mar. 03, 2018	Apr. 21, 2018	Radiation (03CH03-KS)
Double Ridge horn Antenna	ETS-lindgren	3117	75957	1GHz~18GHz	Oct. 21, 2017	Mar. 03, 2018	Oct. 20, 2018	Radiation (03CH03-KS)
SHF-EHF Horn	com-power	AH-840	101093	18GHz ~40GHz	Dec. 21, 2017	Mar. 03, 2018	Dec. 20, 2018	Radiation (03CH03-KS)
Amplifier	com-power	PA-103A	161069	1MHz ~1000MHz / 32 dB	Apr. 18, 2017	Mar. 03, 2018	Apr. 17, 2018	Radiation (03CH03-KS)
Amplifier	com-power	MITEQ	2025788	100MHz ~1800MHz /	Apr. 18, 2017	Mar. 03, 2018	Apr. 17, 2018	Radiation (03CH03-KS)
Amplifier	Agilent	8449B	3008A023 70	1GHz~26.5GHz	Oct. 12, 2017	Mar. 03, 2018	Oct. 12, 2017	Radiation (03CH03-KS)
Amplifier	MITEQ	TTA1840-35- HG	2014749	18~40GHz	Apr. 18, 2017	Mar. 03, 2018	Apr. 17, 2018	Radiation (03CH03-KS)



## 5 Uncertainty of Evaluation

### Uncertainty of Radiated Emission Measurement (30 MHz ~ 1000 MHz)

Measuring Uncertainty for a Level of Confidence of 95% ( $U = 2Uc(y)$ )	4.60
---	------

### Uncertainty of Radiated Emission Measurement (1000 MHz ~ 18000 MHz)

Measuring Uncertainty for a Level of Confidence of 95% ( $U = 2Uc(y)$ )	4.50
---	------

### Uncertainty of Radiated Emission Measurement (18000 MHz ~ 40000 MHz)

Measuring Uncertainty for a Level of Confidence of 95% ( $U = 2Uc(y)$ )	4.50
---	------



## Appendix A. Radiated Spurious Emission

Test Engineer :	Dream Li	Temperature :	21~23°C
		Relative Humidity :	44~47%

### Band 1 - 5150~5250MHz

#### WIFI 802.11a (Band Edge @ 3m)

WIFI	Note	Frequency	Level	Over	Limit	Read	Antenna	Cable	Preamp	Ant	Table	Peak	Pol.	
Ant.				Limit	Line	Level	Factor	Loss	Factor	Pos	Pos	Avg.		
1		( MHz )	( dBμV/m )	( dB )	( dBμV/m )	( dBμV )	( dB/m )	( dB )	( dB )	( cm )	( deg )	( P/A )	( H/V )	
802.11a CH 36 5180MHz		5149.12	56.19	-17.81	74	46.47	34.54	11.88	36.7	393	17	P	H	
		5133.6	44.45	-9.55	54	34.75	34.54	11.86	36.7	393	17	A	H	
	*	5182	105.11	-	-	95.32	34.55	11.93	36.69	393	17	P	H	
	*	5182	97.77	-	-	87.98	34.55	11.93	36.69	393	17	A	H	
													H	
													H	
			5146.56	58.13	-15.87	74	48.41	34.54	11.88	36.7	301	34	P	V
			5143.52	44.81	-9.19	54	35.09	34.54	11.88	36.7	301	34	A	V
	*		5180	107.57	-	-	97.78	34.55	11.93	36.69	301	34	P	V
	*		5180	100.1	-	-	90.31	34.55	11.93	36.69	301	34	A	V
													V	
													V	
802.11a CH 44 5220MHz		5124.32	52.53	-21.47	74	42.83	34.54	11.86	36.7	204	307	P	H	
		5130.4	42.98	-11.02	54	33.28	34.54	11.86	36.7	204	307	A	H	
	*	5222	104.51	-	-	94.67	34.56	11.97	36.69	204	307	P	H	
	*	5222	97.53	-	-	87.69	34.56	11.97	36.69	204	307	A	H	
			5387.4	52.49	-21.51	74	42.39	34.62	12.17	36.69	204	307	P	H
			5363.64	42.11	-11.89	54	32.04	34.61	12.15	36.69	204	307	A	H
			5112.48	52.82	-21.18	74	43.15	34.53	11.84	36.7	300	64	P	V
			5149.6	43.31	-10.69	54	33.59	34.54	11.88	36.7	300	64	A	V
	*		5222	107.13	-	-	97.29	34.56	11.97	36.69	300	64	P	V
	*		5222	99.92	-	-	90.08	34.56	11.97	36.69	300	64	A	V
			5358.06	52.71	-21.29	74	42.66	34.61	12.13	36.69	300	64	P	V
			5378.22	42.44	-11.56	54	32.34	34.62	12.17	36.69	300	64	A	V



<b>802.11a CH 48 5240MHz</b>	*	5242	105.06	-	-	95.16	34.58	12.01	36.69	400	306	P	H
	*	5242	97.77	-	-	87.87	34.58	12.01	36.69	400	306	A	H
		5374.26	52.33	-21.67	74	42.26	34.61	12.15	36.69	400	306	P	H
		5360.04	42.26	-11.74	54	32.21	34.61	12.13	36.69	400	306	A	H
													H
													H
	*	5242	106.59	-	-	96.69	34.58	12.01	36.69	302	64	P	V
	*	5242	98.29	-	-	88.39	34.58	12.01	36.69	302	64	A	V
		5373.72	52.45	-21.55	74	42.38	34.61	12.15	36.69	302	64	P	V
		5359.86	42.71	-11.29	54	32.66	34.61	12.13	36.69	302	64	A	V
													V
													V
Remark	1. No other spurious found. 2. All results are PASS against Peak and Average limit line.												



**Band 1 5150~5250MHz**  
**WIFI 802.11a (Harmonic @ 3m)**

WIFI Ant. 1	Note	Frequency ( MHz )	Level ( dBμV/m )	Over Limit ( dB )	Limit Line ( dBμV/m )	Read Level ( dBμV )	Antenna Factor ( dB/m )	Cable Loss ( dB )	Preamp Factor ( dB )	Ant Pos ( cm )	Table Pos ( deg )	Peak Avg. ( P/A )	Pol. ( H/V )	
802.11a CH 36 5180MHz		10360	41.66	-32.34	74	54.61	37.55	15.65	66.15	300	360	P	H	
													H	
													H	
													H	
			10360	42.35	-31.65	74	55.3	37.55	15.65	66.15	300	0	P	V
														V
														V
802.11a CH 44 5220MHz		10440	41.16	-32.84	74	53.99	37.59	15.68	66.1	300	360	P	H	
													H	
													H	
													H	
			10440	41.11	-32.89	74	53.94	37.59	15.68	66.1	300	360	P	V
														V
														V
802.11a CH 48 5240MHz		10480	42.97	-31.03	74	55.71	37.63	15.7	66.07	300	0	P	H	
													H	
													H	
													H	
			10480	40.59	-33.41	74	53.33	37.63	15.7	66.07	300	360	P	V
														V
														V
Remark	1. No other spurious found.													
	2. All results are PASS against Peak and Average limit line.													



**Band 1 5150~5250MHz**  
**WIFI 802.11n HT20 (Band Edge @ 3m)**

WIFI Ant. 1	Note	Frequency ( MHz )	Level ( dBμV/m )	Over Limit ( dB )	Limit Line ( dBμV/m )	Read Level ( dBμV )	Antenna Factor ( dB/m )	Cable Loss ( dB )	Preamp Factor ( dB )	Ant Pos ( cm )	Table Pos ( deg )	Peak Avg. ( P/A )	Pol. ( H/V )	
802.11n HT20 CH 36 5180MHz		5148.16	55.64	-18.36	74	45.92	34.54	11.88	36.7	317	321	P	H	
		5142.72	43.62	-10.38	54	33.9	34.54	11.88	36.7	317	321	A	H	
	*	5182	104.95	-	-	95.16	34.55	11.93	36.69	317	321	P	H	
	*	5182	97.63	-	-	87.84	34.55	11.93	36.69	317	321	A	H	
													H	
													H	
			5147.04	58.04	-15.96	74	48.32	34.54	11.88	36.7	278	30	P	V
			5147.04	44.52	-9.48	54	34.8	34.54	11.88	36.7	278	30	A	V
		*	5180	106.8	-	-	97.01	34.55	11.93	36.69	278	30	P	V
		*	5180	99.19	-	-	89.4	34.55	11.93	36.69	278	30	A	V
													V	
													V	
802.11n HT20 CH 44 5220MHz		5145.28	52.23	-21.77	74	42.51	34.54	11.88	36.7	300	7	P	H	
		5115.68	43.02	-10.98	54	33.35	34.53	11.84	36.7	300	7	A	H	
		*	5222	101.81	-	-	91.97	34.56	11.97	36.69	300	7	P	H
		*	5222	94.61	-	-	84.77	34.56	11.97	36.69	300	7	A	H
			5396.04	51.47	-22.53	74	41.35	34.62	12.19	36.69	300	7	P	H
			5392.26	42.05	-11.95	54	31.95	34.62	12.17	36.69	300	7	A	H
			5130.72	53.18	-20.82	74	43.48	34.54	11.86	36.7	400	38	P	V
			5149.44	43.33	-10.67	54	33.61	34.54	11.88	36.7	400	38	A	V
		*	5222	106.14	-	-	96.3	34.56	11.97	36.69	400	38	P	V
		*	5222	99.26	-	-	89.42	34.56	11.97	36.69	400	38	A	V
		5355	52.35	-21.65	74	42.3	34.61	12.13	36.69	400	38	P	V	
		5371.74	42.37	-11.63	54	32.3	34.61	12.15	36.69	400	38	A	V	





<b>802.11n</b>  <b>HT20</b>  <b>CH 48</b>  <b>5240MHz</b>	*	5238	101.93	-	-	92.06	34.57	11.99	36.69	300	13	P	H
	*	5238	94.52	-	-	84.65	34.57	11.99	36.69	300	13	A	H
		5368.5	51.36	-22.64	74	41.29	34.61	12.15	36.69	300	13	P	H
		5381.64	42.16	-11.84	54	32.06	34.62	12.17	36.69	300	13	A	H
													H
													H
	*	5238	106.1	-	-	96.23	34.57	11.99	36.69	377	71	P	V
	*	5238	98.72	-	-	88.85	34.57	11.99	36.69	377	71	A	V
		5356.08	51.78	-22.22	74	41.73	34.61	12.13	36.69	377	71	P	V
		5352.12	42.39	-11.61	54	32.34	34.61	12.13	36.69	377	71	A	V
													V
													V
<b>Remark</b>	1. No other spurious found. 2. All results are PASS against Peak and Average limit line.												



**Band 1 5150~5250MHz**  
**WIFI 802.11n HT20 (Harmonic @ 3m)**

WIFI Ant. 1	Note	Frequency ( MHz )	Level ( dBμV/m )	Over Limit ( dB )	Limit Line ( dBμV/m )	Read Level (dBμV)	Antenna Factor ( dB/m )	Cable Loss ( dB )	Preamp Factor ( dB )	Ant Pos ( cm )	Table Pos ( deg )	Peak Avg. (P/A)	Pol. (H/V)	
802.11n HT20 CH 36 5180MHz		10360	40.02	-33.98	74	52.97	37.55	15.65	66.15	100	0	P	H	
													H	
													H	
													H	
			10360	40.13	-33.87	74	53.08	37.55	15.65	66.15	100	360	P	V
														V
														V
802.11n HT20 CH 44 5220MHz		10440	39.15	-34.85	74	51.98	37.59	15.68	66.1	100	360	P	H	
													H	
													H	
													H	
			10440	38.89	-35.11	74	51.72	37.59	15.68	66.1	100	0	P	V
														V
														V
802.11n HT20 CH 48 5240MHz		10480	39.86	-14.14	54	52.6	37.63	15.7	66.07	100	0	P	H	
													H	
													H	
													H	
			10480	39.71	-14.29	54	52.45	37.63	15.7	66.07	100	360	P	V
														V
														V
Remark	1. No other spurious found.													
	2. All results are PASS against Peak and Average limit line.													



**Band 1 5150~5250MHz**  
**WIFI 802.11n HT40 (Band Edge @ 3m)**

WIFI Ant. 1	Note	Frequency ( MHz )	Level ( dBμV/m )	Over Limit ( dB )	Limit Line ( dBμV/m )	Read Level ( dBμV )	Antenna Factor ( dB/m )	Cable Loss ( dB )	Preamp Factor ( dB )	Ant Pos ( cm )	Table Pos ( deg )	Peak Avg. ( P/A )	Pol. ( H/V )	
802.11n HT40 CH 38 5190MHz		5133.6	55.07	-18.93	74	45.37	34.54	11.86	36.7	286	27	P	H	
		5149.76	45.6	-8.4	54	35.88	34.54	11.88	36.7	286	27	A	H	
	*	5192	100.01	-	-	90.19	34.56	11.95	36.69	286	27	P	H	
	*	5192	92.53	-	-	82.71	34.56	11.95	36.69	286	27	A	H	
		5377.86	50.95	-23.05	74	40.85	34.62	12.17	36.69	286	27	P	H	
		5399.28	42.28	-11.72	54	32.16	34.62	12.19	36.69	286	27	A	H	
		5133.6	59.06	-14.94	74	49.36	34.54	11.86	36.7	326	49	P	V	
		5149.92	47.94	-6.06	54	38.22	34.54	11.88	36.7	326	49	A	V	
	*	5192	105.16	-	-	95.34	34.56	11.95	36.69	326	49	P	V	
	*	5192	97.82	-	-	88	34.56	11.95	36.69	326	49	A	V	
		5396.94	51.74	-22.26	74	41.62	34.62	12.19	36.69	326	49	P	V	
		5386.32	42.77	-11.23	54	32.67	34.62	12.17	36.69	326	49	A	V	
	802.11n HT40 CH 46 5230MHz		5133.28	52.32	-21.68	74	42.62	34.54	11.86	36.7	283	26	P	H
			5109.92	43.88	-10.12	54	34.21	34.53	11.84	36.7	283	26	A	H
*		5222	97.44	-	-	87.6	34.56	11.97	36.69	283	26	P	H	
*		5222	90.92	-	-	81.08	34.56	11.97	36.69	283	26	A	H	
		5376.42	50.82	-23.18	74	40.75	34.61	12.15	36.69	283	26	P	H	
		5388.3	42.43	-11.57	54	32.33	34.62	12.17	36.69	283	26	A	H	
		5107.2	52.63	-21.37	74	42.96	34.53	11.84	36.7	308	22	P	V	
		5134.88	43.93	-10.07	54	34.23	34.54	11.86	36.7	308	22	A	V	
*		5228	103.24	-	-	93.37	34.57	11.99	36.69	308	22	P	V	
*		5228	96.6	-	-	86.73	34.57	11.99	36.69	308	22	A	V	
	5389.92	51.47	-22.53	74	41.37	34.62	12.17	36.69	308	22	P	V		
	5350.01	44.04	-9.96	54	33.99	34.61	12.13	36.69	308	22	A	V		
<b>Remark</b>	1. No other spurious found. 2. All results are PASS against Peak and Average limit line.													



**Band 1 5150~5250MHz  
WIFI 802.11n HT40 (Harmonic @ 3m)**

WIFI Ant. 1	Note	Frequency ( MHz )	Level ( dBμV/m )	Over Limit ( dB )	Limit Line ( dBμV/m )	Read Level (dBμV)	Antenna Factor ( dB/m )	Cable Loss ( dB )	Preamp Factor ( dB )	Ant Pos ( cm )	Table Pos ( deg )	Peak Avg. (P/A)	Pol. (H/V)
802.11n HT40 CH 38		10380	43.3	-30.7	74	56.22	37.56	15.66	66.14	100	0	P	H
													H
													H
													H
5190MHz		10380	41.72	-32.28	74	54.64	37.56	15.66	66.14	100	360	P	V
													V
													V
802.11n HT40 CH 46		10460	41.94	-32.06	74	54.74	37.6	15.69	66.09	100	360	P	H
													H
													H
													H
5230MHz		10460	41.69	-32.31	74	54.49	37.6	15.69	66.09	100	0	P	V
													V
													V
Remark	1. No other spurious found. 2. All results are PASS against Peak and Average limit line.												



Band 1 5150~5250MHz
WIFI 802.11ac VHT80 (Band Edge @ 3m)

Table with 14 columns: WIFI Ant. 1, Note, Frequency (MHz), Level (dBµV/m), Over Limit (dB), Limit Line (dBµV/m), Read Level (dBµV), Antenna Factor (dB/m), Cable Loss (dB), Preamp Factor (dB), Ant Pos (cm), Table Pos (deg), Peak Avg. (P/A), Pol. (H/V). Rows include test results for 802.11ac VHT80 CH 42 5210MHz and a Remark section.



Band 1 5150~5250MHz

WIFI 802.11ac VHT80 (Harmonic @ 3m)

WIFI Ant. 1	Note	Frequency ( MHz )	Level ( dBμV/m )	Over Limit ( dB )	Limit Line ( dBμV/m )	Read Level (dBμV)	Antenna Factor ( dB/m )	Cable Loss ( dB )	Preamp Factor ( dB )	Ant Pos ( cm )	Table Pos ( deg )	Peak Avg. (P/A)	Pol. (H/V)	
802.11ac VHT80 CH 42 5210MHz		10420	42.04	-31.96	74	54.91	37.58	15.67	66.12	100	0	P	H	
													H	
													H	
													H	
			10420	42.24	-31.76	74	55.11	37.58	15.67	66.12	100	360	P	V
														V
														V
<b>Remark</b>	1. No other spurious found. 2. All results are PASS against Peak and Average limit line.													



**Band 2 - 5250~5350MHz**  
**WIFI 802.11a (Band Edge @ 3m)**

WIFI	Note	Frequency	Level	Over	Limit	Read	Antenna	Cable	Preamp	Ant	Table	Peak	Pol.	
Ant.				Limit	Line	Level	Factor	Loss	Factor	Pos	Pos	Avg.		
1		( MHz )	( dBμV/m )	( dB )	( dBμV/m )	( dBμV )	( dB/m )	( dB )	( dB )	( cm )	( deg )	(P/A)	(H/V)	
802.11a CH 52 5260MHz		5123.68	52.3	-21.7	74	42.6	34.54	11.86	36.7	396	306	P	H	
		5109.44	42.89	-11.11	54	33.22	34.53	11.84	36.7	396	306	A	H	
	*	5258	104.62	-	-	94.72	34.58	12.01	36.69	396	306	P	H	
	*	5258	97.63	-	-	87.73	34.58	12.01	36.69	396	306	A	H	
													H	
													H	
			5132	52.58	-21.42	74	42.88	34.54	11.86	36.7	319	358	P	V
			5105.44	43.03	-10.97	54	33.38	34.53	11.82	36.7	319	358	A	V
	*		5260	108.41	-	-	98.49	34.58	12.03	36.69	319	358	P	V
	*		5260	101.36	-	-	91.44	34.58	12.03	36.69	319	358	A	V
													V	
													V	
802.11a CH 60 5300MHz		5130.56	51.9	-22.1	74	42.2	34.54	11.86	36.7	326	316	P	H	
		5105.76	42.78	-11.22	54	33.11	34.53	11.84	36.7	326	316	A	H	
	*	5300	105.18	-	-	95.21	34.59	12.07	36.69	326	316	P	H	
	*	5300	98.07	-	-	88.1	34.59	12.07	36.69	326	316	A	H	
			5369.8	52.22	-21.78	74	42.15	34.61	12.15	36.69	326	316	P	H
			5350.2	43.18	-10.82	54	33.13	34.61	12.13	36.69	326	316	A	H
			5109.6	52.13	-21.87	74	42.46	34.53	11.84	36.7	315	110	P	V
			5128.64	42.73	-11.27	54	33.03	34.54	11.86	36.7	315	110	A	V
	*		5300	107.09	-	-	97.12	34.59	12.07	36.69	315	110	P	V
	*		5300	99.29	-	-	89.32	34.59	12.07	36.69	315	110	A	V
			5350.7	55.08	-18.92	74	45.03	34.61	12.13	36.69	315	110	P	V
			5358	43.75	-10.25	54	33.7	34.61	12.13	36.69	315	110	A	V



<b>802.11a CH 64 5320MHz</b>	*	5324	104.72	-	-	94.72	34.6	12.09	36.69	324	317	P	H
	*	5324	97.41	-	-	87.41	34.6	12.09	36.69	324	317	A	H
		5361.2	54.13	-19.87	74	44.06	34.61	12.15	36.69	324	317	P	H
		5362.5	43.52	-10.48	54	33.45	34.61	12.15	36.69	324	317	A	H
													H
													H
	*	5322	107.93	-	-	97.93	34.6	12.09	36.69	280	43	P	V
	*	5322	100.85	-	-	90.85	34.6	12.09	36.69	280	43	A	V
		5353.8	55.12	-18.88	74	45.07	34.61	12.13	36.69	280	43	P	V
		5350.7	45.47	-8.53	54	35.42	34.61	12.13	36.69	280	43	A	V
													V
													V
<b>Remark</b>	1. No other spurious found. 2. All results are PASS against Peak and Average limit line.												





Band 2 5250~5350MHz

WIFI 802.11a (Harmonic @ 3m)

WIFI Ant. 1	Note	Frequency ( MHz )	Level ( dBμV/m )	Over Limit ( dB )	Limit Line ( dBμV/m )	Read Level (dBμV)	Antenna Factor ( dB/m )	Cable Loss ( dB )	Preamp Factor ( dB )	Ant Pos ( cm )	Table Pos ( deg )	Peak Avg. (P/A)	Pol. (H/V)	
802.11a CH 52 5260MHz		10520	40.66	-33.34	74	53.33	37.65	15.72	66.04	300	0	P	H	
													H	
													H	
													H	
			10520	40.51	-33.49	74	53.18	37.65	15.72	66.04	300	360	P	V
														V
														V
802.11a CH 60 5300MHz		10600	43.04	-30.96	74	55.57	37.7	15.75	65.98	100	360	P	H	
													H	
													H	
													H	
			10600	42.44	-31.56	74	54.97	37.7	15.75	65.98	100	0	P	V
														V
														V
802.11a CH 64 5320MHz		10640	43.81	-30.19	74	56.27	37.73	15.77	65.96	100	0	P	H	
													H	
													H	
													H	
			10640	42.94	-31.06	74	55.4	37.73	15.77	65.96	300	360	P	V
														V
														V
Remark	1. No other spurious found.													
	2. All results are PASS against Peak and Average limit line.													



**Band 2 5250~5350MHz**  
**WIFI 802.11n HT20 (Band Edge @ 3m)**

WIFI Ant. 1	Note	Frequency ( MHz )	Level ( dBμV/m )	Over Limit ( dB )	Limit Line ( dBμV/m )	Read Level ( dBμV )	Antenna Factor ( dB/m )	Cable Loss ( dB )	Preamp Factor ( dB )	Ant Pos ( cm )	Table Pos ( deg )	Peak Avg. ( P/A )	Pol. ( H/V )	
802.11n HT20 CH 52 5260MHz		5103.84	51.94	-22.06	74	42.29	34.53	11.82	36.7	315	11	P	H	
		5112.64	42.64	-11.36	54	32.97	34.53	11.84	36.7	315	11	A	H	
	*	5258	100.64	-	-	90.74	34.58	12.01	36.69	315	11	P	H	
	*	5258	93.78	-	-	83.88	34.58	12.01	36.69	315	11	A	H	
													H	
													H	
			5138.08	51.79	-22.21	74	42.09	34.54	11.86	36.7	400	15	P	V
			5126.24	42.73	-11.27	54	33.03	34.54	11.86	36.7	400	15	A	V
		*	5262	104.93	-	-	95.01	34.58	12.03	36.69	400	15	P	V
		*	5262	97.89	-	-	87.97	34.58	12.03	36.69	400	15	A	V
													V	
													V	
802.11n HT20 CH 60 5300MHz		5138.08	51.99	-22.01	74	42.29	34.54	11.86	36.7	300	20	P	H	
		5112.16	42.56	-11.44	54	32.89	34.53	11.84	36.7	300	20	A	H	
	*	5304	98.48	-	-	88.51	34.59	12.07	36.69	300	20	P	H	
	*	5304	91.15	-	-	81.18	34.59	12.07	36.69	300	20	A	H	
			5355.7	51.16	-22.84	74	41.11	34.61	12.13	36.69	300	20	P	H
			5357	42.17	-11.83	54	32.12	34.61	12.13	36.69	300	20	A	H
			5137.28	52.3	-21.7	74	42.6	34.54	11.86	36.7	375	9	P	V
			5115.52	42.52	-11.48	54	32.85	34.53	11.84	36.7	375	9	A	V
		*	5302	105.57	-	-	95.6	34.59	12.07	36.69	375	9	P	V
		*	5302	98.74	-	-	88.77	34.59	12.07	36.69	375	9	A	V
		5356.2	52.44	-21.56	74	42.39	34.61	12.13	36.69	375	9	P	V	
		5351.4	43.58	-10.42	54	33.53	34.61	12.13	36.69	375	9	A	V	



<b>802.11n</b>  <b>HT20</b>  <b>CH 64</b>  <b>5320MHz</b>	*	5316	99.86	-	-	89.86	34.6	12.09	36.69	300	10	P	H
	*	5316	92.7	-	-	82.7	34.6	12.09	36.69	300	10	A	H
		5380.2	52.27	-21.73	74	42.17	34.62	12.17	36.69	300	10	P	H
		5353.4	42.55	-11.45	54	32.5	34.61	12.13	36.69	300	10	A	H
													H
													H
	*	5322	106.73	-	-	96.73	34.6	12.09	36.69	395	19	P	V
	*	5322	98.86	-	-	88.86	34.6	12.09	36.69	395	19	A	V
		5353.8	53.08	-20.92	74	43.03	34.61	12.13	36.69	395	19	P	V
		5352.5	43.72	-10.28	54	33.67	34.61	12.13	36.69	395	19	A	V
													V
													V
<b>Remark</b>	1. No other spurious found. 2. All results are PASS against Peak and Average limit line.												



**Band 2 5250~5350MHz**  
**WIFI 802.11n HT20 (Harmonic @ 3m)**

WIFI Ant. 1	Note	Frequency ( MHz )	Level ( dBμV/m )	Over Limit ( dB )	Limit Line ( dBμV/m )	Read Level ( dBμV )	Antenna Factor ( dB/m )	Cable Loss ( dB )	Preamp Factor ( dB )	Ant Pos ( cm )	Table Pos ( deg )	Peak Avg. ( P/A )	Pol. ( H/V )	
802.11n HT20 CH 52 5260MHz		10520	42.09	-31.91	74	54.76	37.65	15.72	66.04	100	360	P	H	
													H	
													H	
													H	
			10520	40.95	-33.05	74	53.62	37.65	15.72	66.04	100	360	P	V
														V
														V
802.11n HT20 CH 60 5300MHz		10600	39.71	-34.29	74	52.24	37.7	15.75	65.98	100	0	P	H	
													H	
													H	
													H	
			10600	40.49	-33.51	74	53.02	37.7	15.75	65.98	100	0	P	V
														V
														V
802.11n HT20 CH 64 5320MHz		10640	40.31	-33.69	74	52.77	37.73	15.77	65.96	100	360	P	H	
													H	
													H	
													H	
			10640	40.68	-33.32	74	53.14	37.73	15.77	65.96	100	0	P	V
														V
														V
Remark	1. No other spurious found.													
	2. All results are PASS against Peak and Average limit line.													



**Band 2 5250~5350MHz**  
**WIFI 802.11n HT40 (Band Edge @ 3m)**

WIFI Ant. 1	Note	Frequency ( MHz )	Level ( dBμV/m )	Over Limit ( dB )	Limit Line ( dBμV/m )	Read Level ( dBμV )	Antenna Factor ( dB/m )	Cable Loss ( dB )	Preamp Factor ( dB )	Ant Pos ( cm )	Table Pos ( deg )	Peak Avg. ( P/A )	Pol. ( H/V )
802.11n HT40 CH 54 5270MHz		5108.96	52.3	-21.7	74	42.63	34.53	11.84	36.7	400	319	P	H
		5149.92	43.52	-10.48	54	33.8	34.54	11.88	36.7	400	319	A	H
	*	5280	100.92	-	-	90.97	34.59	12.05	36.69	400	319	P	H
	*	5280	93.92	-	-	83.97	34.59	12.05	36.69	400	319	A	H
		5369.2	52	-22	74	41.93	34.61	12.15	36.69	400	319	P	H
		5395.3	42.8	-11.2	54	32.68	34.62	12.19	36.69	400	319	A	H
		5149.6	53.08	-20.92	74	43.36	34.54	11.88	36.7	317	46	P	V
		5149.92	43.64	-10.36	54	33.92	34.54	11.88	36.7	317	46	A	V
	*	5274	104.42	-	-	94.5	34.58	12.03	36.69	317	46	P	V
	*	5274	96.67	-	-	86.75	34.58	12.03	36.69	317	46	A	V
		5360.5	52.91	-21.09	74	42.86	34.61	12.13	36.69	317	46	P	V
		5389.8	45.9	-8.1	54	35.8	34.62	12.17	36.69	317	46	A	V
802.11n HT40 CH 62 5310MHz		5132	52.59	-21.41	74	42.89	34.54	11.86	36.7	301	231	P	H
		5147.36	43.5	-10.5	54	33.78	34.54	11.88	36.7	301	231	A	H
	*	5312	98.75	-	-	88.75	34.6	12.09	36.69	301	231	P	H
	*	5312	90.8	-	-	80.8	34.6	12.09	36.69	301	231	A	H
		5354.1	54.12	-19.88	74	44.07	34.61	12.13	36.69	301	231	P	H
		5354.3	43.63	-10.37	54	33.58	34.61	12.13	36.69	301	231	A	H
		5115.84	53.09	-20.91	74	43.42	34.53	11.84	36.7	297	23	P	V
		5104.8	43.46	-10.54	54	33.81	34.53	11.82	36.7	297	23	A	V
	*	5314	103.86	-	-	93.86	34.6	12.09	36.69	297	23	P	V
	*	5314	96.3	-	-	86.3	34.6	12.09	36.69	297	23	A	V
	5354.8	61.34	-12.66	74	51.29	34.61	12.13	36.69	297	23	P	V	
	5351.6	47.43	-6.57	54	37.38	34.61	12.13	36.69	297	23	A	V	
<b>Remark</b>	1. No other spurious found. 2. All results are PASS against Peak and Average limit line.												



**Band 2 5250~5350MHz**  
**WIFI 802.11n HT40 (Harmonic @ 3m)**

WIFI Ant. 1	Note	Frequency ( MHz )	Level ( dBμV/m )	Over Limit ( dB )	Limit Line ( dBμV/m )	Read Level (dBμV)	Antenna Factor ( dB/m )	Cable Loss ( dB )	Preamp Factor ( dB )	Ant Pos ( cm )	Table Pos ( deg )	Peak Avg. (P/A)	Pol. (H/V)	
802.11n HT40 CH 54 5270MHz		10540	41.9	-32.1	74	54.55	37.66	15.72	66.03	300	360	P	H	
													H	
													H	
													H	
			10540	42.35	-31.65	74	55	37.66	15.72	66.03	100	360	P	V
														V
														V
802.11n HT40 CH 62 5310MHz		10620	41.9	-32.1	74	54.39	37.72	15.76	65.97	100	0	P	H	
													H	
													H	
													H	
			10620	41.95	-32.05	74	54.44	37.72	15.76	65.97	300	360	P	V
														V
														V
<b>Remark</b>	1. No other spurious found.													
	2. All results are PASS against Peak and Average limit line.													



Band 2 5250~5350MHz
WIFI 802.11ac VHT80 (Band Edge @ 3m)

Table with 14 columns: WIFI Ant. 1, Note, Frequency (MHz), Level (dBµV/m), Over Limit (dB), Limit Line (dBµV/m), Read Level (dBµV), Antenna Factor (dB/m), Cable Loss (dB), Preamp Factor (dB), Ant Pos (cm), Table Pos (deg), Peak Avg. (P/A), Pol. (H/V). Rows include frequencies like 5109.6, 5105.12, 5294, 5366.7, 5353, 5125.76, 5111.04, 5280, 5355.1, 5350.5.



Band 2 5250~5350MHz

WIFI 802.11ac VHT80 (Harmonic @ 3m)

WIFI Ant. 1	Note	Frequency ( MHz )	Level ( dBμV/m )	Over Limit ( dB )	Limit Line ( dBμV/m )	Read Level (dBμV)	Antenna Factor ( dB/m )	Cable Loss ( dB )	Preamp Factor ( dB )	Ant Pos ( cm )	Table Pos ( deg )	Peak Avg. (P/A)	Pol. (H/V)	
802.11ac VHT80 CH 58 5290MHz		10580	42.19	-31.81	74	54.75	37.69	15.75	66	100	0	P	H	
													H	
													H	
													H	
			10580	42.2	-31.8	74	54.76	37.69	15.75	66	100	0	P	V
														V
														V
Remark	1. No other spurious found. 2. All results are PASS against Peak and Average limit line.													





**Band 3 - 5470~5725MHz**  
**WIFI 802.11a (Band Edge @ 3m)**

WIFI	Note	Frequency	Level	Over	Limit	Read	Antenna	Cable	Preamp	Ant	Table	Peak	Pol.	
Ant.				Limit	Line	Level	Factor	Loss	Factor	Pos	Pos	Avg.		
1		( MHz )	( dBμV/m )	( dB )	( dBμV/m )	( dBμV )	( dB/m )	( dB )	( dB )	( cm )	( deg )	(P/A)	(H/V)	
802.11a CH 100 5500MHz		5466.32	54.2	-19.8	74	43.97	34.65	12.27	36.69	300	70	P	H	
		5468.88	43.59	-10.41	54	33.36	34.65	12.27	36.69	300	70	A	H	
	*	5502	102.17	-	-	91.87	34.66	12.32	36.68	300	70	P	H	
	*	5502	95.06	-	-	84.76	34.66	12.32	36.68	300	70	A	H	
													H	
													H	
			5461.68	55.25	-18.75	74	45.05	34.64	12.25	36.69	306	117	P	V
			5467.12	43.77	-10.23	54	33.54	34.65	12.27	36.69	306	117	A	V
	*		5500	105.88	-	-	95.59	34.66	12.32	36.69	306	117	P	V
	*		5500	98.88	-	-	88.59	34.66	12.32	36.69	306	117	A	V
														V
														V
802.11a CH 116 5580MHz		5449.68	51.76	-22.24	74	41.56	34.64	12.25	36.69	305	74	P	H	
		5450.32	42.93	-11.07	54	32.73	34.64	12.25	36.69	305	74	A	H	
	*	5582	101.94	-	-	91.52	34.68	12.42	36.68	305	74	P	H	
	*	5582	94.31	-	-	83.89	34.68	12.42	36.68	305	74	A	H	
			5763.88	52.06	-21.94	74	41.61	34.75	12.6	36.9	305	74	P	H
			5741.08	42.89	-11.11	54	32.4	34.75	12.59	36.85	305	74	A	H
			5449.84	52.28	-21.72	74	42.08	34.64	12.25	36.69	383	25	P	V
			5453.2	43.06	-10.94	54	32.86	34.64	12.25	36.69	383	25	A	V
	*		5580	106.39	-	-	95.99	34.68	12.4	36.68	383	25	P	V
	*		5580	99.09	-	-	88.69	34.68	12.4	36.68	383	25	A	V
			5743.64	52.01	-21.99	74	41.52	34.75	12.59	36.85	383	25	P	V
			5755.48	42.97	-11.03	54	32.47	34.75	12.6	36.85	383	25	A	V



<b>802.11a CH 140 5700MHz</b>	*	5702	102.16	-	-	91.65	34.73	12.55	36.77	302	5	P	H
	*	5702	95.25	-	-	84.74	34.73	12.55	36.77	302	5	A	H
		5726.92	53.23	-20.77	74	42.73	34.74	12.57	36.81	302	5	P	H
		5738.68	43.91	-10.09	54	33.42	34.75	12.59	36.85	302	5	A	H
													H
													H
	*	5700	107.89	-	-	97.41	34.72	12.53	36.77	385	28	P	V
	*	5700	100.29	-	-	89.81	34.72	12.53	36.77	385	28	A	V
		5728.52	56.09	-17.91	74	45.59	34.74	12.57	36.81	385	28	P	V
		5727.48	45.61	-8.39	54	35.11	34.74	12.57	36.81	385	28	A	V
													V
													V
<b>Remark</b>	<ol style="list-style-type: none"> <li>1. No other spurious found.</li> <li>2. All results are PASS against Peak and Average limit line.</li> </ol>												



**Band 3 - 5470~5725MHz**  
**WIFI 802.11a (Harmonic @ 3m)**

WIFI Ant. 1	Note	Frequency ( MHz )	Level ( dBμV/m )	Over Limit ( dB )	Limit Line ( dBμV/m )	Read Level (dBμV)	Antenna Factor ( dB/m )	Cable Loss ( dB )	Preamp Factor ( dB )	Ant Pos ( cm )	Table Pos ( deg )	Peak Avg. (P/A)	Pol. (H/V)	
802.11a CH 100 5500MHz		11000	42.61	-31.39	74	54.43	37.96	15.92	65.7	100	0	P	H	
													H	
													H	
													H	
			11000	43.17	-30.83	74	54.99	37.96	15.92	65.7	100	360	P	V
														V
														V
802.11a CH 116 5580MHz		11160	43.42	-30.58	74	54.93	38.08	15.99	65.58	100	360	P	H	
													H	
													H	
													H	
			11160	43.26	-30.74	74	54.77	38.08	15.99	65.58	100	0	P	V
														V
														V
802.11a CH 140 5700MHz		11400	42.84	-31.16	74	53.92	38.23	16.1	65.41	300	360	P	H	
													H	
													H	
													H	
			11400	43.48	-30.52	74	54.56	38.23	16.1	65.41	100	0	P	V
														V
														V
Remark	1. No other spurious found.													
	2. All results are PASS against Peak and Average limit line.													



**Band 3 - 5470~5725MHz**  
**WIFI 802.11n HT20 (Band Edge @ 3m)**

WIFI Ant. 1	Note	Frequency ( MHz )	Level ( dBμV/m )	Over Limit ( dB )	Limit Line ( dBμV/m )	Read Level ( dBμV )	Antenna Factor ( dB/m )	Cable Loss ( dB )	Preamp Factor ( dB )	Ant Pos ( cm )	Table Pos ( deg )	Peak Avg. ( P/A )	Pol. ( H/V )	
802.11n HT20 CH 100 5500MHz		5454.8	51.77	-22.23	74	41.57	34.64	12.25	36.69	400	9	P	H	
		5452.72	42.82	-11.18	54	32.62	34.64	12.25	36.69	400	9	A	H	
	*	5502	100.11	-	-	89.81	34.66	12.32	36.68	400	9	P	H	
	*	5502	92.7	-	-	82.4	34.66	12.32	36.68	400	9	A	H	
													H	
														H
			5465.84	54.74	-19.26	74	44.51	34.65	12.27	36.69	298	9	P	V
			5462.8	43.77	-10.23	54	33.54	34.65	12.27	36.69	298	9	A	V
		*	5504	103.7	-	-	93.4	34.66	12.32	36.68	298	9	P	V
		*	5504	96.72	-	-	86.42	34.66	12.32	36.68	298	9	A	V
													V	
													V	
802.11n HT20 CH 116 5580MHz		5423.76	51.72	-22.28	74	41.57	34.63	12.21	36.69	320	313	P	H	
		5456.88	42.87	-11.13	54	32.67	34.64	12.25	36.69	320	313	A	H	
	*	5584	103.34	-	-	92.92	34.68	12.42	36.68	320	313	P	H	
	*	5584	96.69	-	-	86.27	34.68	12.42	36.68	320	313	A	H	
			5741.24	52.74	-21.26	74	42.25	34.75	12.59	36.85	320	313	P	H
			5727.24	42.9	-11.1	54	32.4	34.74	12.57	36.81	320	313	A	H
			5426	52.35	-21.65	74	42.2	34.63	12.21	36.69	314	24	P	V
			5459.6	43.27	-10.73	54	33.07	34.64	12.25	36.69	314	24	A	V
		*	5582	107.24	-	-	96.82	34.68	12.42	36.68	314	24	P	V
		*	5582	100.03	-	-	89.61	34.68	12.42	36.68	314	24	A	V
		5735.96	53.05	-20.95	74	42.56	34.75	12.59	36.85	314	24	P	V	
		5743.4	43.01	-10.99	54	32.52	34.75	12.59	36.85	314	24	A	V	



<b>802.11n</b> <b>HT20</b> <b>CH 140</b> <b>5700MHz</b>	*	5700	104.02	-	-	93.54	34.72	12.53	36.77	290	301	P	H
	*	5700	97.06	-	-	86.58	34.72	12.53	36.77	290	301	A	H
		5732.52	56.93	-17.07	74	46.47	34.74	12.57	36.85	290	301	P	H
		5725.16	44.73	-9.27	54	34.23	34.74	12.57	36.81	290	301	A	H
													H
													H
	*	5696	106.97	-	-	96.49	34.72	12.53	36.77	301	40	P	V
	*	5696	100.07	-	-	89.59	34.72	12.53	36.77	301	40	A	V
		5727.4	58.92	-15.08	74	48.42	34.74	12.57	36.81	301	40	P	V
		5725.72	45.67	-8.33	54	35.17	34.74	12.57	36.81	301	40	A	V
													V
													V
<b>Remark</b>	1. No other spurious found. 2. All results are PASS against Peak and Average limit line.												



**Band 3 - 5470~5725MHz**  
**WIFI 802.11n HT20 (Harmonic @ 3m)**

WIFI Ant. 1	Note	Frequency ( MHz )	Level ( dBμV/m )	Over Limit ( dB )	Limit Line ( dBμV/m )	Read Level ( dBμV )	Antenna Factor ( dB/m )	Cable Loss ( dB )	Preamp Factor ( dB )	Ant Pos ( cm )	Table Pos ( deg )	Peak Avg. ( P/A )	Pol. ( H/V )	
802.11n HT20 CH 100 5500MHz		11000	43.04	-30.96	74	54.86	37.96	15.92	65.7	300	0	P	H	
													H	
													H	
													H	
			11000	43.74	-30.26	74	55.56	37.96	15.92	65.7	300	0	P	V
														V
														V
802.11n HT20 CH 116 5580MHz		11160	43.32	-30.68	74	54.83	38.08	15.99	65.58	300	360	P	H	
													H	
													H	
													H	
			11160	42.08	-31.92	74	53.59	38.08	15.99	65.58	300	360	P	V
														V
														V
802.11n HT20 CH 140 5700MHz		11400	42.59	-31.41	74	53.67	38.23	16.1	65.41	300	360	P	H	
													H	
													H	
													H	
			11400	42.29	-31.71	74	53.37	38.23	16.1	65.41	300	360	P	V
														V
														V
Remark	1. No other spurious found.													
	2. All results are PASS against Peak and Average limit line.													



**Band 3 - 5470~5725MHz**  
**WIFI 802.11n HT40 (Band Edge @ 3m)**

WIFI Ant. 1	Note	Frequency ( MHz )	Level ( dBμV/m )	Over Limit ( dB )	Limit Line ( dBμV/m )	Read Level ( dBμV )	Antenna Factor ( dB/m )	Cable Loss ( dB )	Preamp Factor ( dB )	Ant Pos ( cm )	Table Pos ( deg )	Peak Avg. ( P/A )	Pol. ( H/V )
802.11n HT40 CH 102 5510MHz		5469.36	54.63	-19.37	74	44.4	34.65	12.27	36.69	316	313	P	H
		5469.99	46.49	-7.51	54	36.26	34.65	12.27	36.69	316	313	A	H
	*	5512	100.09	-	-	89.79	34.66	12.32	36.68	316	313	P	H
	*	5512	92.77	-	-	82.47	34.66	12.32	36.68	316	313	A	H
		5739.56	51.91	-22.09	74	41.42	34.75	12.59	36.85	316	313	P	H
		5763.4	43.48	-10.52	54	33.03	34.75	12.6	36.9	316	313	A	H
		5465.36	59.8	-14.2	74	49.57	34.65	12.27	36.69	284	360	P	V
		5469.84	47.89	-6.11	54	37.66	34.65	12.27	36.69	284	360	A	V
	*	5508	102.57	-	-	92.27	34.66	12.32	36.68	284	360	P	V
	*	5508	95.63	-	-	85.33	34.66	12.32	36.68	284	360	A	V
		5751.08	51.55	-22.45	74	41.06	34.75	12.59	36.85	284	360	P	V
		5761.48	43.36	-10.64	54	32.91	34.75	12.6	36.9	284	360	A	V
802.11n HT40 CH 110 5550MHz		5447.92	51.8	-22.2	74	41.6	34.64	12.25	36.69	314	321	P	H
		5463.6	43.21	-10.79	54	32.98	34.65	12.27	36.69	314	321	A	H
	*	5554	98.43	-	-	88.06	34.67	12.38	36.68	314	321	P	H
	*	5554	91.82	-	-	81.45	34.67	12.38	36.68	314	321	A	H
		5744.92	51.64	-22.36	74	41.15	34.75	12.59	36.85	314	321	P	H
		5747.32	43.36	-10.64	54	32.87	34.75	12.59	36.85	314	321	A	H
		5431.92	52.57	-21.43	74	42.39	34.64	12.23	36.69	300	42	P	V
		5430	45.29	-8.71	54	35.11	34.64	12.23	36.69	300	42	A	V
	*	5546	102.04	-	-	91.69	34.67	12.36	36.68	300	42	P	V
	*	5546	95.16	-	-	84.81	34.67	12.36	36.68	300	42	A	V
	5760.2	51.84	-22.16	74	41.39	34.75	12.6	36.9	300	42	P	V	
	5732.28	43.61	-10.39	54	33.15	34.74	12.57	36.85	300	42	A	V	



<b>802.11n</b>  <b>HT40</b>  <b>CH 134</b>  <b>5670MHz</b>		5469.2	52.34	-21.66	74	42.11	34.65	12.27	36.69	313	309	P	H
		5428.56	42.94	-11.06	54	32.76	34.64	12.23	36.69	313	309	A	H
	*	5672	99.66	-	-	89.14	34.72	12.52	36.72	313	309	P	H
	*	5672	92.78	-	-	82.26	34.72	12.52	36.72	313	309	A	H
		5729.4	54.07	-19.93	74	43.57	34.74	12.57	36.81	313	309	P	H
		5745.24	44.53	-9.47	54	34.04	34.75	12.59	36.85	313	309	A	H
		5469.04	52.24	-21.76	74	42.01	34.65	12.27	36.69	305	25	P	V
		5467.12	43.25	-10.75	54	33.02	34.65	12.27	36.69	305	25	A	V
	*	5668	103.13	-	-	92.61	34.72	12.52	36.72	305	25	P	V
	*	5668	96.53	-	-	86.01	34.72	12.52	36.72	305	25	A	V
		5729.96	58.82	-15.18	74	48.32	34.74	12.57	36.81	305	25	P	V
		5727.96	46.01	-7.99	54	35.51	34.74	12.57	36.81	305	25	A	V
<b>Remark</b>	1. No other spurious found. 2. All results are PASS against Peak and Average limit line.												





**Band 3 - 5470~5725MHz**  
**WIFI 802.11n HT40 (Harmonic @ 3m)**

WIFI Ant. 1	Note	Frequency ( MHz )	Level ( dBμV/m )	Over Limit ( dB )	Limit Line ( dBμV/m )	Read Level ( dBμV )	Antenna Factor ( dB/m )	Cable Loss ( dB )	Preamp Factor ( dB )	Ant Pos ( cm )	Table Pos ( deg )	Peak Avg. ( P/A )	Pol. ( H/V )	
802.11n HT40 CH 102 5510MHz		11020	43.36	-30.64	74	55.15	37.97	15.93	65.69	300	0	P	H	
													H	
													H	
													H	
			11020	42.96	-31.04	74	54.75	37.97	15.93	65.69	100	0	P	V
														V
														V
802.11n HT40 CH 110 5550MHz		11100	43.85	-30.15	74	55.49	38.03	15.96	65.63	100	0	P	H	
													H	
													H	
													H	
			11100	42.69	-31.31	74	54.33	38.03	15.96	65.63	300	0	P	V
														V
														V
802.11n HT40 CH 134 5670MHz		11340	42.36	-31.64	74	53.56	38.19	16.07	65.46	300	360	P	H	
													H	
													H	
													H	
			11340	42.9	-31.1	74	54.1	38.19	16.07	65.46	300	360	P	V
														V
														V
Remark	1. No other spurious found.													
	2. All results are PASS against Peak and Average limit line.													



Band 3 - 5470~5725MHz
WIFI 802.11ac VHT80 (Band Edge @ 3m)

Table with 14 columns: WIFI Ant. 1, Note, Frequency (MHz), Level (dBµV/m), Over Limit (dB), Limit Line (dBµV/m), Read Level (dBµV), Antenna Factor (dB/m), Cable Loss (dB), Preamp Factor (dB), Ant Pos (cm), Table Pos (deg), Peak Avg. (P/A), Pol. (H/V). Rows include test results for 802.11ac VHT80 CH 106 5530MHz and a Remark section.



Band 3 5470~5725MHz

WIFI 802.11ac VHT80 (Harmonic @ 3m)

WIFI Ant. 1	Note	Frequency ( MHz )	Level ( dBμV/m )	Over Limit ( dB )	Limit Line ( dBμV/m )	Read Level (dBμV)	Antenna Factor ( dB/m )	Cable Loss ( dB )	Preamp Factor ( dB )	Ant Pos ( cm )	Table Pos ( deg )	Peak Avg. (P/A)	Pol. (H/V)	
802.11ac VHT80 CH 106 5530MHz		11060	43.74	-30.26	74	55.44	38.01	15.95	65.66	100	0	P	H	
													H	
													H	
													H	
			11060	43.97	-30.03	74	55.67	38.01	15.95	65.66	100	360	P	V
														V
														V
Remark	1. No other spurious found. 2. All results are PASS against Peak and Average limit line.													



**Emission below 1GHz**  
**WIFI 802.11ac VHT80 (LF @ 3m)**

WIFI	Note	Frequency	Level	Over	Limit	Read	Antenna	Cable	Preamp	Ant	Table	Peak	Pol.	
Ant.				Limit	Line	Level	Factor	Loss	Factor	Pos	Pos	Avg.		
1		( MHz )	( dBμV/m )	( dB )	( dBμV/m )	( dBμV )	( dB/m )	( dB )	( dB )	( cm )	( deg )	( P/A )	( H/V )	
802.11ac VHT80 LF		36.79	26.94	-13.06	40	33.61	24.7	0.89	32.26			P	H	
		39.7	26.33	-13.67	40	34.4	23.2	0.94	32.21			P	H	
		189.08	32.59	-10.91	43.5	45.72	17.11	2.02	32.26			P	H	
		195.87	32.24	-11.26	43.5	45.4	17.04	2.06	32.26			P	H	
		206.54	34.78	-8.72	43.5	47.87	17.03	2.12	32.24	100	154	P	H	
		211.39	33.43	-10.07	43.5	46.46	17.05	2.14	32.22			P	H	
														H
														H
														H
														H
														H
														H
			30	31.72	-8.28	40	36.56	26.8	0.65	32.29			P	V
		!	38.73	35.84	-4.16	40	43.45	23.7	0.92	32.23	100	212	P	V
			49.4	28.21	-11.79	40	42.75	16.7	1.04	32.28			P	V
			198.78	33.71	-9.79	43.5	46.89	17.01	2.07	32.26			P	V
			206.54	32.01	-11.49	43.5	45.1	17.03	2.12	32.24			P	V
			323.91	26.32	-19.68	46	34.91	20.61	2.88	32.08			P	V
														V
														V
													V	
													V	
													V	
													V	
<b>Remark</b>	1. No other spurious found. 2. All results are PASS against limit line.													



**Note symbol**

*	<b>Fundamental Frequency</b> which can be ignored. However, the level of any unwanted emissions shall not exceed the level of the fundamental frequency.
!	Test result is <b>over limit</b> line.
P/A	<b>Peak</b> or <b>Average</b>
H/V	<b>Horizontal</b> or <b>Vertical</b>



A calculation example for radiated spurious emission is shown as below:

WIFI	Note	Frequency	Level	Over	Limit	Read	Antenna	Cable	Preamp	Ant	Table	Peak	Pol.
Ant.				Limit	Line	Level	Factor	Loss	Factor	Pos	Pos	Avg.	
1		( MHz )	( dBμV/m )	( dB )	( dBμV/m )	( dBμV )	( dB/m )	( dB )	( dB )	( cm )	( deg )	( P/A )	( H/V )
802.11b		2390	55.45	-18.55	74	54.51	32.22	4.58	35.86	103	308	P	H
CH 01													
2412MHz		2390	43.54	-10.46	54	42.6	32.22	4.58	35.86	103	308	A	H

- Level(dBμV/m) =  
Antenna Factor(dB/m) + Cable Loss(dB) + Read Level(dBμV) - Preamp Factor(dB)
- Over Limit(dB) = Level(dBμV/m) – Limit Line(dBμV/m)

**For Peak Limit @ 2390MHz:**

- Level(dBμV/m)  
= Antenna Factor(dB/m) + Cable Loss(dB) + Read Level(dBμV) - Preamp Factor(dB)  
= 32.22(dB/m) + 4.58(dB) + 54.51(dBμV) – 35.86 (dB)  
= 55.45 (dBμV/m)
- Over Limit(dB)  
= Level(dBμV/m) – Limit Line(dBμV/m)  
= 55.45(dBμV/m) – 74(dBμV/m)  
= -18.55(dB)

**For Average Limit @ 2390MHz:**

- Level(dBμV/m)  
= Antenna Factor(dB/m) + Cable Loss(dB) + Read Level(dBμV) - Preamp Factor(dB)  
= 32.22(dB/m) + 4.58(dB) + 42.6(dBμV) – 35.86 (dB)  
= 43.54 (dBμV/m)
- Over Limit(dB)  
= Level(dBμV/m) – Limit Line(dBμV/m)  
= 43.54(dBμV/m) – 54(dBμV/m)  
= -10.46(dB)

Both peak and average measured complies with the limit line, so test result is “PASS”.



## Appendix B. Radiated Spurious Emission

Test Engineer :	Dream Li	Temperature :	21~23°C
		Relative Humidity :	44~47%

### Note symbol

-L	Low channel location
-R	High channel location



**Band 1 - 5150~5250MHz**  
**WIFI 802.11a (Band Edge @ 3m)**

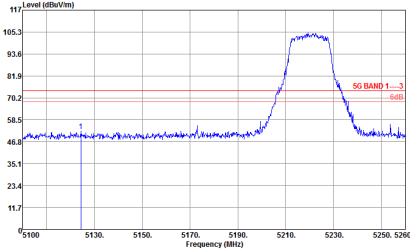
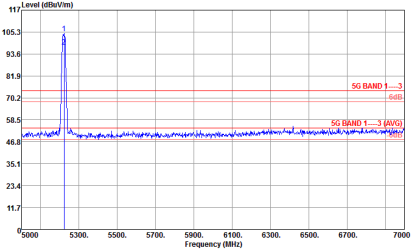
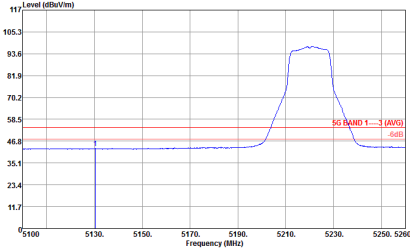
WIFI	Band 1 5150~5250MHz Band Edge @ 3m	
ANT	802.11a CH36 5180MHz	
1	Horizontal	Fundamental
<b>Peak</b>	<p>Site Condition : 03C003-RS : 5G BAND 1----3 3m 96601- HF ANT 180125 HORIZONTAL : RBW:1000.000KHz YBW:3000.000KHz SFT:Auto</p>	<p>Site Condition : 03C003-RS : 5G BAND 1----3 3m 96601- HF ANT 180125 HORIZONTAL : RBW:1000.000KHz YBW:3000.000KHz SFT:Auto</p>
<b>Avg.</b>	<p>Site Condition : 03C003-RS : 5G BAND 1----3 (AVG) 3m 96601- HF ANT 180125 HORIZONTAL : RBW:1000.000KHz YBW:1.000KHz SFT:Auto</p>	<b>Left blank</b>





WIFI	Band 1 5150~5250MHz Band Edge @ 3m	
ANT	802.11a CH36 5180MHz	
1	Vertical	Fundamental
Peak	<p>Site : 03C803-RS Condition : 5G BAND 1----3 3m 96601- HF ANT 180125 VERTICAL RBW:1000.000Hz YBW:3000.000Hz SFT:Auto</p>	<p>Site : 03C803-RS Condition : 5G BAND 1----3 3m 96601- HF ANT 180125 VERTICAL RBW:1000.000Hz YBW:3000.000Hz SFT:Auto</p>
Avg.	<p>Site : 03C803-RS Condition : 5G BAND 1----3 (AVG) 3m 96601- HF ANT 180125 VERTICAL RBW:1000.000Hz YBW:1.000Hz SFT:Auto</p>	Left blank



WIFI	Band 1 5150~5250MHz Band Edge @ 3m	
ANT	802.11a CH44 5220MHz - L	
1	Horizontal	Fundamental
Peak	 <p>Site : 03C803-RS Condition : SG BAND 1----3 @ 96601- HF ANT 180125 HORIZONTAL RBW:1000.000Hz YBW:3000.000Hz SFT:Auto</p>	 <p>Site : 03C803-RS Condition : SG BAND 1----3 @ 96601- HF ANT 180125 HORIZONTAL RBW:1000.000Hz YBW:3000.000Hz SFT:Auto</p>
Avg.	 <p>Site : 03C803-RS Condition : SG BAND 1----3 (AVG) @ 96601- HF ANT 180125 HORIZONTAL RBW:1000.000Hz YBW:1.000Hz SFT:Auto</p>	Left blank



WIFI	Band 1 5150~5250MHz Band Edge @ 3m	
ANT	802.11a CH44 5220MHz - R	
1	Horizontal	Fundamental
Peak	<p>Site : 03C903-RS Condition : 5G BAND 1----3 @ 96601- RF ANT 180125 HORIZONTAL RBW:1000.0000Hz YBW:3000.0000Hz SFT:Auto</p>	Left blank
Avg.	<p>Site : 03C903-RS Condition : 5G BAND 1----3 (AVG) @ 96601- RF ANT 180125 HORIZONTAL RBW:1000.0000Hz YBW:1.0000Hz SFT:Auto</p>	Left blank

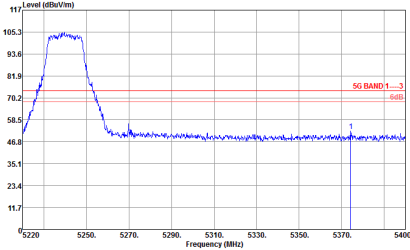
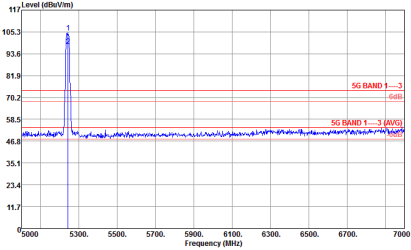
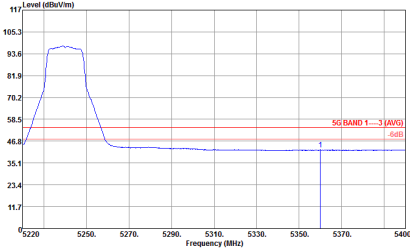


WIFI	Band 1 5150~5250MHz Band Edge @ 3m	
ANT	802.11a CH44 5220MHz - L	
1	Vertical	Fundamental
Peak	<p>Site : 03C803-RS Condition : 5G BAND 1-&gt;3 @ 96601- HF ANT 180125 VERTICAL RBW:1000.000Hz YBW:3000.000Hz SFT:Auto</p>	<p>Site : 03C803-RS Condition : 5G BAND 1-&gt;3 @ 96601- HF ANT 180125 VERTICAL RBW:1000.000Hz YBW:3000.000Hz SFT:Auto</p>
Avg.	<p>Site : 03C803-RS Condition : 5G BAND 1-&gt;3 (AVG) @ 96601- HF ANT 180125 VERTICAL RBW:1000.000Hz YBW:1.000Hz SFT:Auto</p>	Left blank

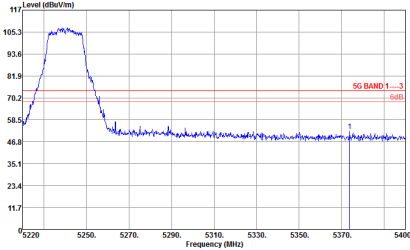
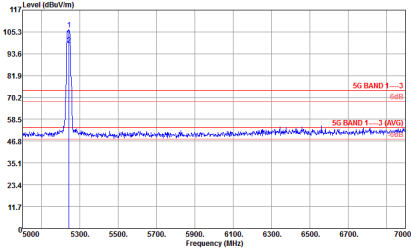
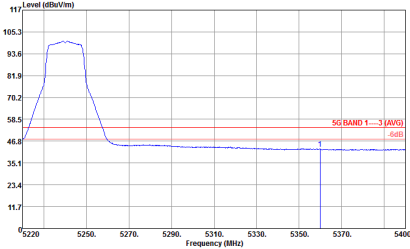


WIFI	Band 1 5150~5250MHz Band Edge @ 3m	
ANT	802.11a CH44 5220MHz - R	
1	Vertical	Fundamental
Peak	<p>Site : 03C903-RS Condition : 5G BAND 1----3 @ 96601- RF ANT 180125 VERTICAL : RBW:1000.0000Hz YBW:3000.0000Hz SFT:Auto</p>	Left blank
Avg.	<p>Site : 03C903-RS Condition : 5G BAND 1----3 (AVG) @ 96601- RF ANT 180125 VERTICAL : RBW:1000.0000Hz YBW:1.0000Hz SFT:Auto</p>	Left blank



WIFI	Band 1 5150~5250MHz Band Edge @ 3m	
ANT	802.11a CH48 5240MHz - R	
1	Horizontal	Fundamental
Peak	 <p>Site : 03C803-RS Condition : 5G BAND 1----3 @ 96601- HF ANT 180125 HORIZONTAL RBW:1000.000Hz VBW:3000.000Hz SFT:Auto</p>	 <p>Site : 03C803-RS Condition : 5G BAND 1----3 @ 96601- HF ANT 180125 HORIZONTAL RBW:1000.000Hz VBW:3000.000Hz SFT:Auto</p>
Avg.	 <p>Site : 03C803-RS Condition : 5G BAND 1----3 (AVG) @ 96601- HF ANT 180125 HORIZONTAL RBW:1000.000Hz VBW:1.000Hz SFT:Auto</p>	Left blank



WIFI	Band 1 5150~5250MHz Band Edge @ 3m	
ANT	802.11a CH48 5240MHz - R	
1	Vertical	Fundamental
Peak	 <p>Site : 03C803-RS Condition : 5G BAND 1----3 @ 96601- HF ANT 180125 VERTICAL RBW:1000.000Hz YBW:3000.000Hz SFT:Auto</p>	 <p>Site : 03C803-RS Condition : 5G BAND 1----3 @ 96601- HF ANT 180125 VERTICAL RBW:1000.000Hz YBW:3000.000Hz SFT:Auto</p>
Avg.	 <p>Site : 03C803-RS Condition : 5G BAND 1----3 (AVG) @ 96601- HF ANT 180125 VERTICAL RBW:1000.000Hz YBW:1.000Hz SFT:Auto</p>	Left blank



Band 1 5150~5250MHz
WIFI 802.11n HT20 (Band Edge @ 3m)

Table with 2 columns: Antenna (ANT) and Measurement Type (Peak, Avg.). It contains four subplots showing frequency spectra for Horizontal and Fundamental signals. The plots show Level (dBuV/m) vs Frequency (MHz) with various markers and labels like 'SG BAND 1 -3'.





WIFI	Band 1 5150~5250MHz Band Edge @ 3m	
ANT	802.11n HT20 CH36 5180MHz	
1	Vertical	Fundamental
Peak	<p>Site : 03C803-RS Condition : 5G BAND 1-&gt;3 @ 96601- HF ANT 180125 VERTICAL RBW:1000.000Hz YBW:3000.000Hz SFT:Auto</p>	<p>Site : 03C803-RS Condition : 5G BAND 1-&gt;3 @ 96601- HF ANT 180125 VERTICAL RBW:1000.000Hz YBW:3000.000Hz SFT:Auto</p>
Avg.	<p>Site : 03C803-RS Condition : 5G BAND 1-&gt;3 (AVG) @ 96601- HF ANT 180125 VERTICAL RBW:1000.000Hz YBW:1.000Hz SFT:Auto</p>	Left blank



WIFI	Band 1 5150~5250MHz Band Edge @ 3m	
ANT	802.11n HT20 CH44 5220MHz - L	
1	Horizontal	Fundamental
Peak	<p>Site : 03C803-RS Condition : 5G BAND 1----3 3m 96601- HF ANT 180125 HORIZONTAL RBW:1000.000Hz VBW:3000.000Hz SFT:Auto</p>	<p>Site : 03C803-RS Condition : 5G BAND 1----3 3m 96601- HF ANT 180125 HORIZONTAL RBW:1000.000Hz VBW:3000.000Hz SFT:Auto</p>
Avg.	<p>Site : 03C803-RS Condition : 5G BAND 1----3 (AVG) 3m 96601- HF ANT 180125 HORIZONTAL RBW:1000.000Hz VBW:1.000Hz SFT:Auto</p>	Left blank



WIFI	Band 1 5150~5250MHz Band Edge @ 3m	
ANT	802.11n HT20 CH44 5220MHz - R	
1	Horizontal	Fundamental
Peak	<p>Site : 03C903-RS            Condition : 5G BAND 1----3 @ 96601- RF ANT 180125 HORIZONTAL            : RBW:1000.0000Hz YBW:3000.0000Hz SFT:Auto</p>	Left blank
Avg.	<p>Site : 03C903-RS            Condition : 5G BAND 1----3 (AVG) @ 96601- RF ANT 180125 HORIZONTAL            : RBW:1000.0000Hz YBW:1.0000Hz SFT:Auto</p>	Left blank

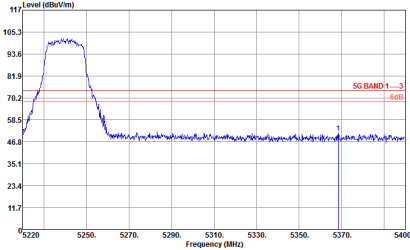
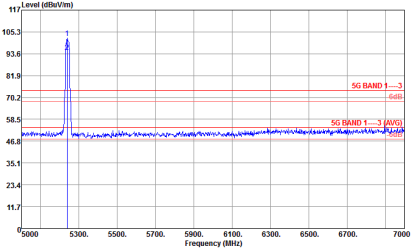
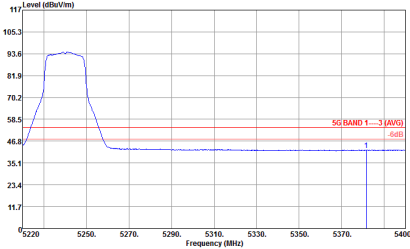


WIFI	Band 1 5150~5250MHz Band Edge @ 3m	
ANT	802.11n HT20 CH44 5220MHz - L	
1	Vertical	Fundamental
Peak	<p>Site : 03C803-RS Condition : 5G BAND 1-&gt;3 @ 96601- HF ANT 180125 VERTICAL RBW:1000.000Hz YBW:3000.000Hz SFT:Auto</p>	<p>Site : 03C803-RS Condition : 5G BAND 1-&gt;3 @ 96601- HF ANT 180125 VERTICAL RBW:1000.000Hz YBW:3000.000Hz SFT:Auto</p>
Avg.	<p>Site : 03C803-RS Condition : 5G BAND 1-&gt;3 (AVG) @ 96601- HF ANT 180125 VERTICAL RBW:1000.000Hz YBW:1.000Hz SFT:Auto</p>	Left blank

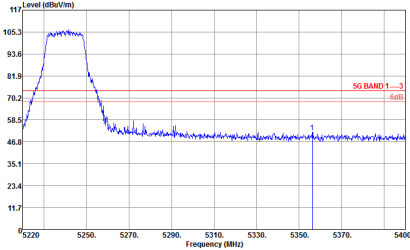
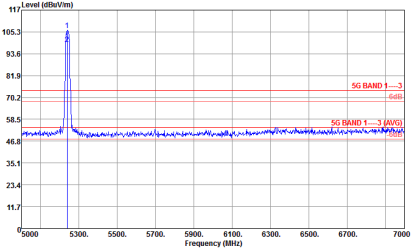
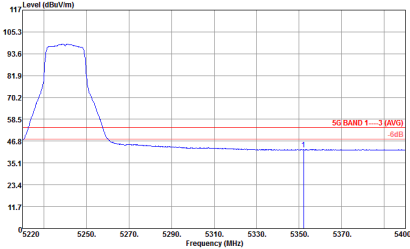


WIFI	Band 1 5150~5250MHz Band Edge @ 3m	
ANT	802.11n HT20 CH44 5220MHz - R	
1	Vertical	Fundamental
Peak	<p>Site : 03C903-RS            Condition : 5G BAND 1----3 @ 96601- RF ANT 180125 VERTICAL            : RBW:1000.0000Hz YBW:3000.0000Hz SFT:Auto</p>	Left blank
Avg.	<p>Site : 03C903-RS            Condition : 5G BAND 1----3 (AVG) @ 96601- RF ANT 180125 VERTICAL            : RBW:1000.0000Hz YBW:1.0000Hz SFT:Auto</p>	Left blank



WIFI	Band 1 5150~5250MHz Band Edge @ 3m	
ANT	802.11n HT20 CH48 5240MHz - R	
1	Horizontal	Fundamental
Peak	 <p>Site : 03C803-RS Condition : 5G BAND 1----3 @ 96601- HF ANT 180125 HORIZONTAL RBW:1000.000Hz YBW:3000.000Hz SFT:Auto</p>	 <p>Site : 03C803-RS Condition : 5G BAND 1----3 @ 96601- HF ANT 180125 HORIZONTAL RBW:1000.000Hz YBW:3000.000Hz SFT:Auto</p>
Avg.	 <p>Site : 03C803-RS Condition : 5G BAND 1----3 (AVG) @ 96601- HF ANT 180125 HORIZONTAL RBW:1000.000Hz YBW:1.000Hz SFT:Auto</p>	Left blank



WIFI	Band 1 5150~5250MHz Band Edge @ 3m	
ANT	802.11n HT20 CH48 5240MHz - R	
1	Vertical	Fundamental
Peak	 <p>Site : 03C803-RS Condition : 5G BAND 1-&gt;3 @ 96601- HF ANT 180125 VERTICAL RBW:1000.000Hz YBW:3000.000Hz SFT:Auto</p>	 <p>Site : 03C803-RS Condition : 5G BAND 1-&gt;3 @ 96601- HF ANT 180125 VERTICAL RBW:1000.000Hz YBW:3000.000Hz SFT:Auto</p>
Avg.	 <p>Site : 03C803-RS Condition : 5G BAND 1-&gt;3 (AVG) @ 96601- HF ANT 180125 VERTICAL RBW:1000.000Hz YBW:1.000Hz SFT:Auto</p>	Left blank

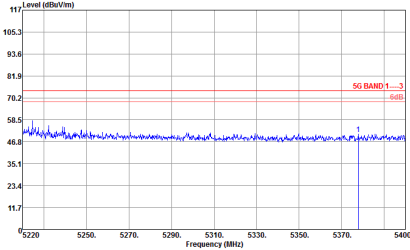
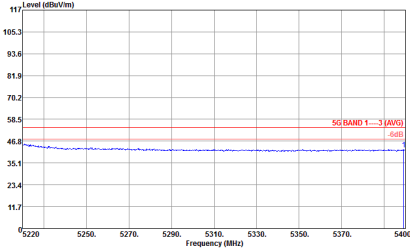


**Band 1 5150~5250MHz**  
**WIFI 802.11n HT40 (Band Edge @ 3m)**

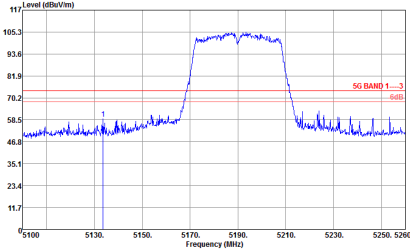
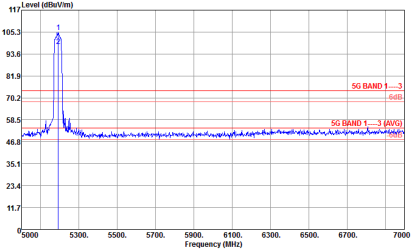
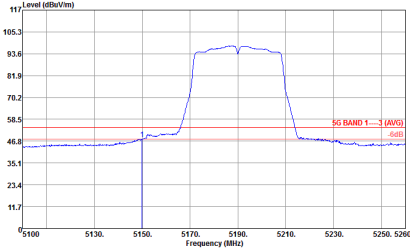
WIFI	Band 1 5150~5250MHz Band Edge @ 3m	
ANT	802.11n HT40 CH38 5190MHz - L	
1	Horizontal	Fundamental
<b>Peak</b>	<p>Site : 03C803-RS Condition : SG BAND 1----3 3m 96601- HF ANT 180125 HORIZONTAL RBW:1000.000kHz VBW:3000.000kHz SFT:Auto</p>	<p>Site : 03C803-RS Condition : SG BAND 1----3 3m 96601- HF ANT 180125 HORIZONTAL RBW:1000.000kHz VBW:3000.000kHz SFT:Auto</p>
<b>Avg.</b>	<p>Site : 03C803-RS Condition : SG BAND 1----3 (AVG) 3m 96601- HF ANT 180125 HORIZONTAL RBW:1000.000kHz VBW:3.000kHz SFT:Auto</p>	<b>Left blank</b>





WIFI	Band 1 5150~5250MHz Band Edge @ 3m	
ANT	802.11n HT40 CH38 5190MHz - R	
1	Horizontal	Fundamental
Peak	 <p>Site : 03C903-RS Condition : 5G BAND 1----3 @ 96601- RF ANT 180125 HORIZONTAL RBW:1000.000Hz YBW:3000.000Hz SFT:Auto</p>	Left blank
Avg.	 <p>Site : 03C903-RS Condition : 5G BAND 1----3 (AVG) @ 96601- RF ANT 180125 HORIZONTAL RBW:1000.000Hz YBW:3.000Hz SFT:Auto</p>	Left blank

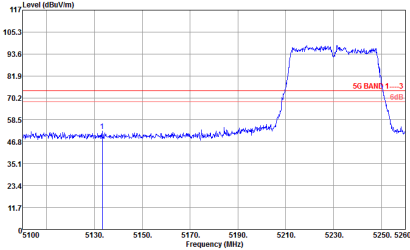
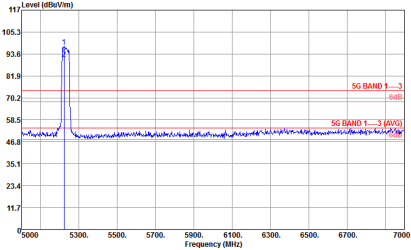
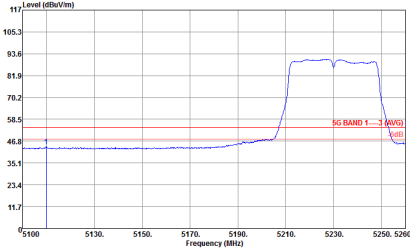


WIFI	Band 1 5150~5250MHz Band Edge @ 3m	
ANT	802.11n HT40 CH38 5190MHz - L	
1	Vertical	Fundamental
Peak	 <p>Site : 03C803-RS Condition : 5G BAND 1-&gt;3 @ 96601- HF ANT 180125 VERTICAL RBW:1000.000Hz YBR:3000.000Hz SFT:Auto</p>	 <p>Site : 03C803-RS Condition : 5G BAND 1-&gt;3 @ 96601- HF ANT 180125 VERTICAL RBW:1000.000Hz YBR:3000.000Hz SFT:Auto</p>
Avg.	 <p>Site : 03C803-RS Condition : 5G BAND 1-&gt;3 (AVG) @ 96601- HF ANT 180125 VERTICAL RBW:1000.000Hz YBR:3.000Hz SFT:Auto</p>	Left blank



WIFI	Band 1 5150~5250MHz Band Edge @ 3m	
ANT	802.11n HT40 CH38 5190MHz - R	
1	Vertical	Fundamental
Peak	<p>Site : 03C903-RS Condition : SG BAND 1----3 @ 96601- RF ANT 180125 VERTICAL RBW:1000.000Hz YBW:3000.000Hz SFT:Auto</p>	Left blank
Avg.	<p>Site : 03C903-RS Condition : SG BAND 1----3 (AVG) @ 96601- RF ANT 180125 VERTICAL RBW:1000.000Hz YBW:3.000Hz SFT:Auto</p>	Left blank



WIFI	Band 1 5150~5250MHz Band Edge @ 3m	
ANT	802.11n HT40 CH46 5230MHz - L	
1	Horizontal	Fundamental
Peak	 <p>Site : 03C803-RS Condition : 5G BAND 1----3 3m 96601- HF ANT 180125 HORIZONTAL RBW:1000.000Hz YBW:3000.000Hz SFT:Auto</p>	 <p>Site : 03C803-RS Condition : 5G BAND 1----3 3m 96601- HF ANT 180125 HORIZONTAL RBW:1000.000Hz YBW:3000.000Hz SFT:Auto</p>
Avg.	 <p>Site : 03C803-RS Condition : 5G BAND 1----3 (AVG) 3m 96601- HF ANT 180125 HORIZONTAL RBW:1000.000Hz YBW:3.000Hz SFT:Auto</p>	Left blank



WIFI	Band 1 5150~5250MHz Band Edge @ 3m	
ANT	802.11n HT40 CH46 5230MHz - R	
1	Horizontal	Fundamental
Peak	<p>Site : 03C903-RS Condition : 5G BAND 1----3 @ 96601- RF ANT 180125 HORIZONTAL : RBW:1000.0000Hz YBW:3000.0000Hz SFT:Auto</p>	Left blank
Avg.	<p>Site : 03C903-RS Condition : 5G BAND 1----3 (AVG) @ 96601- RF ANT 180125 HORIZONTAL : RBW:1000.0000Hz YBW:3.0000Hz SFT:Auto</p>	Left blank



WIFI	Band 1 5150~5250MHz Band Edge @ 3m	
ANT	802.11n HT40 CH46 5230MHz - L	
1	Vertical	Fundamental
Peak	<p>Site : 03C803-RS            Condition : 5G BAND 1----3 3m 96601- HF ANT 180125 VERTICAL            : RBW:1000.000Hz YBR:3000.000Hz SFT:Auto</p>	<p>Site : 03C803-RS            Condition : 5G BAND 1----3 3m 96601- HF ANT 180125 VERTICAL            : RBW:1000.000Hz YBR:3000.000Hz SFT:Auto</p>
Avg.	<p>Site : 03C803-RS            Condition : 5G BAND 1----3 (AVG) 3m 96601- HF ANT 180125 VERTICAL            : RBW:1000.000Hz YBR:3.000Hz SFT:Auto</p>	Left blank



WIFI	Band 1 5150~5250MHz Band Edge @ 3m	
ANT	802.11n HT40 CH46 5230MHz - R	
1	Vertical	Fundamental
Peak	<p>Site : 03C903-RS            Condition : 5G BAND 1----3 @ 96601- RF ANT 180125 VERTICAL            : RBW:1000.0000Hz YBW:3000.0000Hz SFT:Auto</p>	Left blank
Avg.	<p>Site : 03C903-RS            Condition : 5G BAND 1----3 (AVG) @ 96601- RF ANT 180125 VERTICAL            : RBW:1000.0000Hz YBW:3.0000Hz SFT:Auto</p>	Left blank

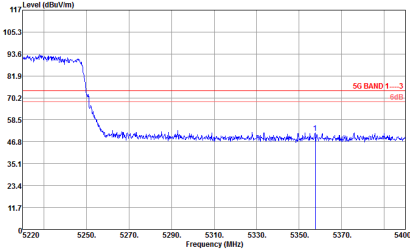
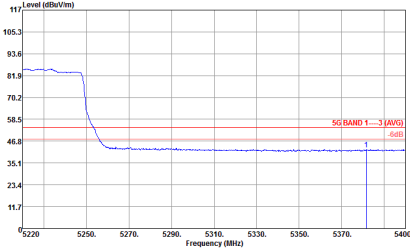


**Band 1 5150~5250MHz**  
**WIFI 802.11ac VHT80 (Band Edge @ 3m)**

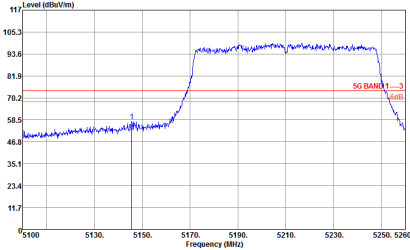
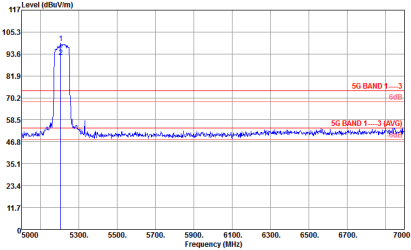
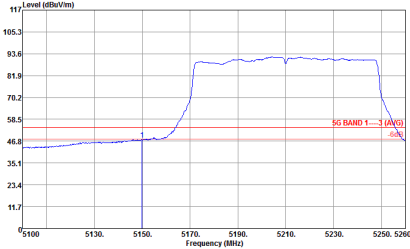
WIFI	Band 1 5150~5250MHz Band Edge @ 3m	
ANT	802.11ac VHT80 CH42 5210MHz - L	
1	Horizontal	Fundamental
Peak	<p>Site : 03C803-RS            Condition : SG BAND 1----3 @ 96601- HF ANT 180125 HORIZONTAL            RFR:1000.000KHz VBR:3000.000KHz SFT:Auto</p>	<p>Site : 03C803-RS            Condition : SG BAND 1----3 @ 96601- HF ANT 180125 HORIZONTAL            RFR:1000.000KHz VBR:3000.000KHz SFT:Auto</p>
Avg.	<p>Site : 03C803-RS            Condition : SG BAND 1----3 (AVG) @ 96601- HF ANT 180125 HORIZONTAL            RFR:1000.000KHz VBR:3.000KHz SFT:Auto</p>	Left blank





WIFI	Band 1 5150~5250MHz Band Edge @ 3m	
ANT	802.11ac VHT80 CH42 5210MHz - R	
1	Horizontal	Fundamental
Peak	 <p>Site : 03C903-RS Condition : 5G BAND 1----3 @ 96601- RF ANT 180125 HORIZONTAL RBW:1000.000Hz YBW:3000.000Hz SFT:Auto</p>	Left blank
Avg.	 <p>Site : 03C903-RS Condition : 5G BAND 1----3 (AVG) @ 96601- RF ANT 180125 HORIZONTAL RBW:1000.000Hz YBW:3.000Hz SFT:Auto</p>	Left blank



WIFI	Band 1 5150~5250MHz Band Edge @ 3m	
ANT	802.11ac VHT80 CH42 5210MHz - L	
1	Vertical	Fundamental
Peak	 <p>Site : 03C803-RS Condition : 5G BAND 1----3 3m 96601- HF ANT 180125 VERTICAL RBW:1000.000Hz YBW:3000.000Hz SFT:Auto</p>	 <p>Site : 03C803-RS Condition : 5G BAND 1----3 3m 96601- HF ANT 180125 VERTICAL RBW:1000.000Hz YBW:3000.000Hz SFT:Auto</p>
Avg.	 <p>Site : 03C803-RS Condition : 5G BAND 1----3 (AVG) 3m 96601- HF ANT 180125 VERTICAL RBW:1000.000Hz YBW:3.000Hz SFT:Auto</p>	Left blank



WIFI	Band 1 5150~5250MHz Band Edge @ 3m	
ANT	802.11ac VHT80 CH42 5210MHz - R	
1	Vertical	Fundamental
Peak	<p>Site : 03C903-RS Condition : 5G BAND 1----3 @ 96601- RF ANT 180125 VERTICAL : RBW:1000.0000Hz YBW:3000.0000Hz SFT:Auto</p>	Left blank
Avg.	<p>Site : 03C903-RS Condition : 5G BAND 1----3 (AVG) @ 96601- RF ANT 180125 VERTICAL : RBW:1000.0000Hz YBW:3.0000Hz SFT:Auto</p>	Left blank



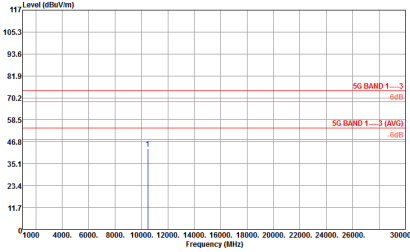
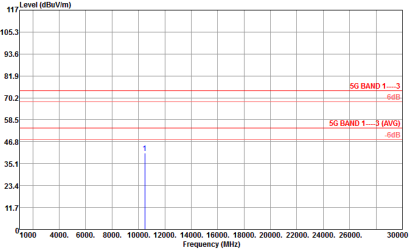
**Band 1 - 5150~5250MHz**  
**WIFI 802.11a (Harmonic @ 3m)**

WIFI	Band 1 5150~5250MHz Harmonic @ 3m	
ANT	802.11a CH36 5180MHz	
1	Horizontal	Vertical
<b>Peak</b> <b>Avg.</b>	<p>Site : 00C80A-ES            Condition : 5G BAND 1----3 3m 96601- RF ANT 180125 HORIZONTAL            RBW:1000.0000Hz YBW:3000.0000Hz SWT:Auto</p>	<p>Site : 00C80A-ES            Condition : 5G BAND 1----3 3m 96601- RF ANT 180125 VERTICAL            RBW:1000.0000Hz YBW:3000.0000Hz SWT:Auto</p>



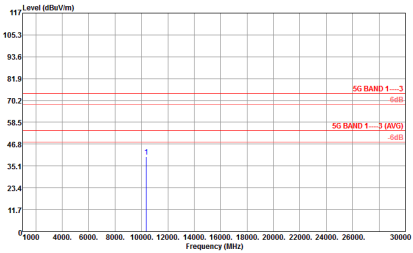
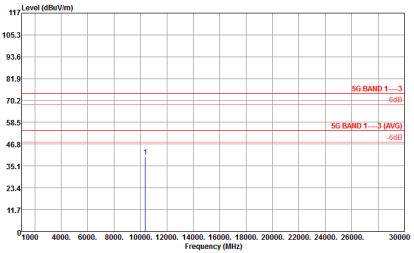
WIFI	Band 1 5150~5250MHz Harmonic @ 3m	
ANT	802.11a CH44 5220MHz	
1	Horizontal	Vertical
<p><b>Peak</b></p> <p><b>Avg.</b></p>	<p>Site : 02CM03-ES            Condition : 5G BAND 1----3 3m 96601- HF ANT 180125 HORIZONTAL            : BW:1000.0000Hz VBW:3000.0000Hz SFT:Auto</p>	<p>Site : 02CM03-ES            Condition : 5G BAND 1----3 3m 96601- HF ANT 180125 VERTICAL            : BW:1000.0000Hz VBW:3000.0000Hz SFT:Auto</p>



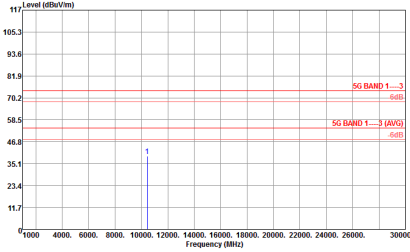
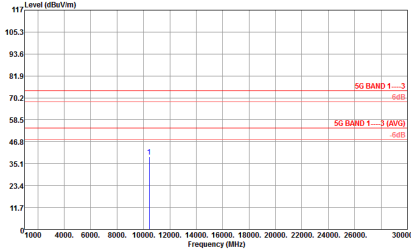
WIFI	Band 1 5150~5250MHz Harmonic @ 3m	
ANT	802.11a CH48 5240MHz	
1	Horizontal	Vertical
<p><b>Peak</b></p> <p><b>Avg.</b></p>	 <p>Site : 02CM03-ES Condition : 5G BAND 1----3 3m 96601- HF ANT 180125 HORIZONTAL : BW:1000.000MHz VBW:3000.000Hz SWT:Auto</p>	 <p>Site : 02CM03-ES Condition : 5G BAND 1----3 3m 96601- HF ANT 180125 VERTICAL : BW:1000.000MHz VBW:3000.000Hz SWT:Auto</p>



**Band 1 5150~5250MHz  
WIFI 802.11n HT20 (Harmonic @ 3m)**

WIFI	Band 1 5150~5250MHz Harmonic @ 3m	
ANT	802.11n HT20 CH36 5180MHz	
1	Horizontal	Vertical
<p><b>Peak</b></p> <p><b>Avg.</b></p>	 <p>Site : 03C803-RS Condition : SG BAND 1----3 3m 96601- HF ANT 18012S HORIZONTAL : RBW:1000.0000Hz VBW:3000.0000Hz SFT:Auto</p>	 <p>Site : 03C803-RS Condition : SG BAND 1----3 3m 96601- HF ANT 18012S VERTICAL : RBW:1000.0000Hz VBW:3000.0000Hz SFT:Auto</p>



WIFI	Band 1 5150~5250MHz Harmonic @ 3m	
ANT	802.11n HT20 CH44 5220MHz	
1	Horizontal	Vertical
<p><b>Peak</b></p> <p><b>Avg.</b></p>	 <p>Site : 02CM03-ES Condition : 5G BAND 1----3 3m 96601- HF ANT 180125 HORIZONTAL : BW:1000.0000Hz VBW:3000.0000Hz SFT:Auto</p>	 <p>Site : 02CM03-ES Condition : 5G BAND 1----3 3m 96601- HF ANT 180125 VERTICAL : BW:1000.0000Hz VBW:3000.0000Hz SFT:Auto</p>





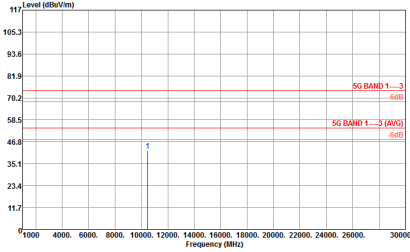
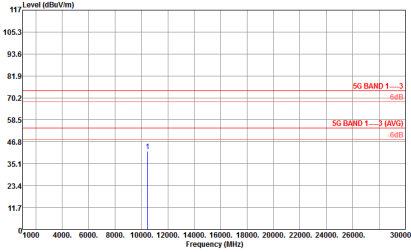
WIFI	Band 1 5150~5250MHz Harmonic @ 3m	
ANT	802.11n HT20 CH48 5240MHz	
1	Horizontal	Vertical
Peak Avg.	<p>Site : 02CM03-ES Condition : 5G BAND 1----3 (AVG) 3m 96601- RF ANT 180125 HORIZONTAL : BW:1000.000Hz VBW:3000.000Hz SWT:Auto</p>	<p>Site : 02CM03-ES Condition : 5G BAND 1----3 (AVG) 3m 96601- RF ANT 180125 VERTICAL : BW:1000.000Hz VBW:3000.000Hz SWT:Auto</p>



Band 1 5150~5250MHz
WIFI 802.11n HT40 (Harmonic @ 3m)

Table with 3 columns: WIFI, ANT, and test results for Horizontal and Vertical orientations. Includes 'Peak' and 'Avg.' labels and two frequency level graphs.



WIFI	Band 1 5150~5250MHz Harmonic @ 3m	
ANT	802.11n HT40 CH46 5230MHz	
1	Horizontal	Vertical
<p><b>Peak</b></p> <p><b>Avg.</b></p>	 <p>Site : 02C803-ES Condition : 5G BAND 1----3 3m 96601- HF ANT 180125 HORIZONTAL : BW:1000.0000Hz VBW:3000.0000Hz SWT:Auto</p>	 <p>Site : 02C803-ES Condition : 5G BAND 1----3 3m 96601- HF ANT 180125 VERTICAL : BW:1000.0000Hz VBW:3000.0000Hz SWT:Auto</p>



**Band 1 5150~5250MHz  
WIFI 802.11ac VHT80 (Harmonic @ 3m)**

WIFI	Band 1 5150~5250MHz Harmonic @ 3m	
ANT	802.11ac VHT80 CH42 5210MHz	
1	Horizontal	Vertical
<p><b>Peak</b></p> <p><b>Avg.</b></p>	<p>Site : 03C803-RS Condition : SG BAND 1----3 3m 96601- HF ANT 18012S HORIZONTAL : RBW:1000.000KHz VBW:3000.000KHz SFT:Auto</p>	<p>Site : 03C803-RS Condition : SG BAND 1----3 3m 96601- HF ANT 18012S VERTICAL : RBW:1000.000KHz VBW:3000.000KHz SFT:Auto</p>



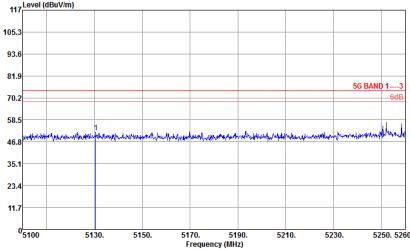
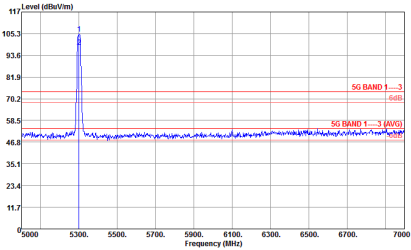
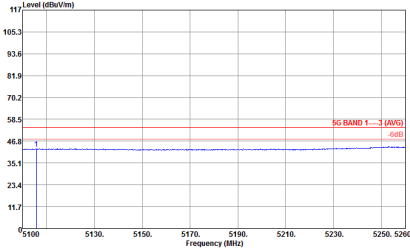
**Band 2 - 5250~5350MHz**  
**WIFI 802.11a (Band Edge @ 3m)**

WIFI	Band 2 5250~5350MHz Band Edge @ 3m	
ANT	802.11a CH52 5260MHz - L	
1	Horizontal	Fundamental
<b>Peak</b>	<p>Site : 03C203-RS Condition : SG BAND 1----3 3m 96601- HF ANT 180125 HORIZONTAL RBW:1000.000KHz YBW:3000.000KHz SFT:Auto</p>	<p>Site : 03C203-RS Condition : SG BAND 1----3 3m 96601- HF ANT 180125 HORIZONTAL RBW:1000.000KHz YBW:3000.000KHz SFT:Auto</p>
<b>Avg.</b>	<p>Site : 03C203-RS Condition : SG BAND 1----3 (AVG) 3m 96601- HF ANT 180125 HORIZONTAL RBW:1000.000KHz YBW:1.000KHz SFT:Auto</p>	<b>Left blank</b>



WIFI	Band 2 5250~5350MHz Band Edge @ 3m	
ANT	802.11a CH52 5260MHz - L	
1	Vertical	Fundamental
Peak	<p>Site : 03C803-RS Condition : 5G BAND 1-3 @ 96601- HF ANT 180125 VERTICAL RBW:1000.000Hz VBW:3000.000Hz SFT:Auto</p>	<p>Site : 03C803-RS Condition : 5G BAND 1-3 @ 96601- HF ANT 180125 VERTICAL RBW:1000.000Hz VBW:3000.000Hz SFT:Auto</p>
Avg.	<p>Site : 03C803-RS Condition : 5G BAND 1-3 (AVG) @ 96601- HF ANT 180125 VERTICAL RBW:1000.000Hz VBW:1.000Hz SFT:Auto</p>	Left blank



WIFI	Band 2 5250~5350MHz Band Edge @ 3m	
ANT	802.11a CH60 5300MHz - L	
1	Horizontal	Fundamental
Peak	 <p>Site : 03C803-RS Condition : SG BAND 1----3 @ 96601- HF ANT 180125 HORIZONTAL : RBW:1000.000Hz VBW:3000.000Hz SFT:Auto</p>	 <p>Site : 03C803-RS Condition : SG BAND 1----3 @ 96601- HF ANT 180125 HORIZONTAL : RBW:1000.000Hz VBW:3000.000Hz SFT:Auto</p>
Avg.	 <p>Site : 03C803-RS Condition : SG BAND 1----3 (AVG) @ 96601- HF ANT 180125 HORIZONTAL : RBW:1000.000Hz VBW:1.000Hz SFT:Auto</p>	Left blank



WIFI	Band 2 5250~5350MHz Band Edge @ 3m	
ANT	802.11a CH60 5300MHz - R	
1	Horizontal	Fundamental
Peak	<p>Site : 037502-85 Condition : 5G BAND 1----3 @ 96601- HF ANT 180125 HORIZONTAL : RBW:1000.0000Hz YBW:3000.0000Hz SFT:Auto</p>	Left blank
Avg.	<p>Site : 037503-85 Condition : 5G BAND 1----3 (AVG) @ 96601- HF ANT 180125 HORIZONTAL : RBW:1000.0000Hz YBW:1.0000Hz SFT:Auto</p>	Left blank



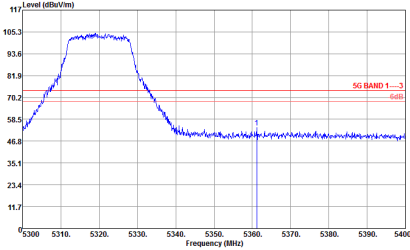
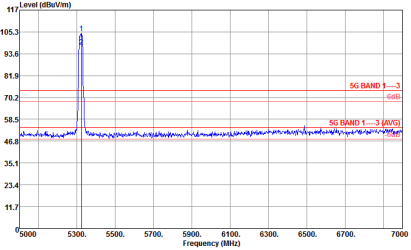
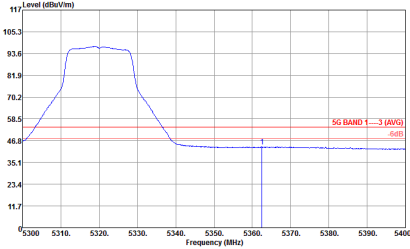


WIFI	Band 2 5250~5350MHz Band Edge @ 3m	
ANT	802.11a CH60 5300MHz - L	
1	Vertical	Fundamental
Peak	<p>Site : 03C902-RS Condition : 5G BAND 1-&gt;3 @ 96601- HF ANT 180125 VERTICAL RBW:1000.0000Hz VBW:3000.0000Hz SFT:Auto</p>	<p>Site : 03C902-RS Condition : 5G BAND 1-&gt;3 @ 96601- HF ANT 180125 VERTICAL RBW:1000.0000Hz VBW:3000.0000Hz SFT:Auto</p>
Avg.	<p>Site : 03C903-RS Condition : 5G BAND 1-&gt;3 (AVG) @ 96601- HF ANT 180125 VERTICAL RBW:1000.0000Hz VBW:1.0000Hz SFT:Auto</p>	Left blank



WIFI	Band 2 5250~5350MHz Band Edge @ 3m	
ANT	802.11a CH60 5300MHz - R	
1	Vertical	Fundamental
Peak	<p>Site : 037502-ES Condition : 5G BAND 1----3 @ 96601- RF ANT 180125 VERTICAL : RBW:1000.0000Hz YBW:3000.0000Hz SFT:auto</p>	Left blank
Avg.	<p>Site : 037502-ES Condition : 5G BAND 1----3 (AVG) @ 96601- RF ANT 180125 VERTICAL : RBW:1000.0000Hz YBW:1.0000Hz SFT:auto</p>	Left blank



WIFI	Band 2 5250~5350MHz Band Edge @ 3m	
ANT	802.11a CH64 5320MHz	
1	Horizontal	Fundamental
Peak	 <p>Site : 03C803-R5 Condition : SG BAND 1----3 @ 96601- HF ANT 180125 HORIZONTAL RBW:1000.0000Hz VBW:3000.0000Hz SFT:Auto</p>	 <p>Site : 03C803-R5 Condition : SG BAND 1----3 @ 96601- HF ANT 180125 HORIZONTAL RBW:1000.0000Hz VBW:3000.0000Hz SFT:Auto</p>
Avg.	 <p>Site : 03C803-R5 Condition : SG BAND 1----3 (AVG) @ 96601- HF ANT 180125 HORIZONTAL RBW:1000.0000Hz VBW:1.0000Hz SFT:Auto</p>	Left blank



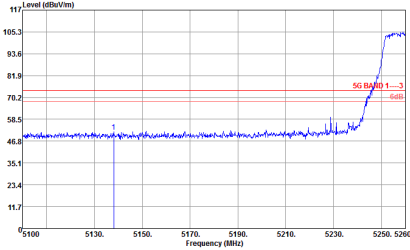
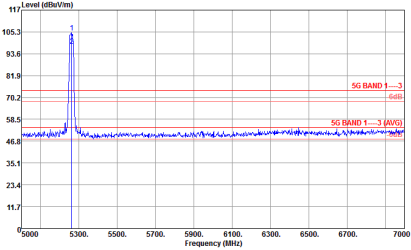
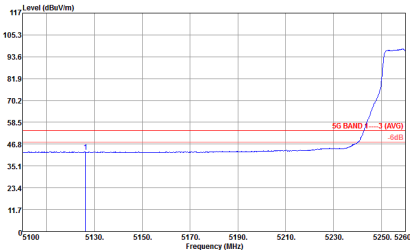
WIFI	Band 2 5250~5350MHz Band Edge @ 3m	
ANT	802.11a CH64 5320MHz	
1	Vertical	Fundamental
Peak	<p>Site : 03C803-RS Condition : 5G BAND 1-3 @ 96601- HF ANT 180125 VERTICAL RBW:1000.000Hz VBW:3000.000Hz SFT:Auto</p>	<p>Site : 03C803-RS Condition : 5G BAND 1-3 @ 96601- HF ANT 180125 VERTICAL RBW:1000.000Hz VBW:3000.000Hz SFT:Auto</p>
Avg.	<p>Site : 03C803-RS Condition : 5G BAND 1-3 @ 96601- HF ANT 180125 VERTICAL RBW:1000.000Hz VBW:1.000Hz SFT:Auto</p>	Left blank



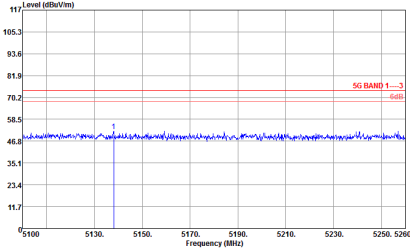
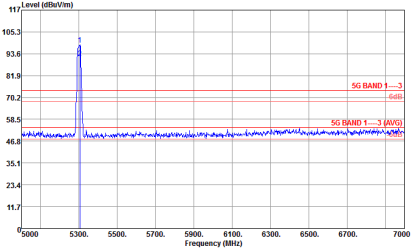
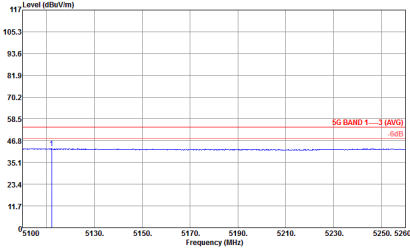
Band 2 5250~5350MHz
WIFI 802.11n HT20 (Band Edge @ 3m)

Table with 2 columns (WIFI, ANT) and 2 rows (Peak, Avg.). The table contains spectral analysis plots for 'Horizontal' and 'Fundamental' views, and 'Left blank' for the average view. Each plot shows Level (dBuV/m) vs Frequency (MHz) with various markers and labels like 'SG BAND 1-3'.



WIFI	Band 2 5250~5350MHz Band Edge @ 3m	
ANT	802.11n HT20 CH52 5260MHz - L	
1	Vertical	Fundamental
Peak	 <p>Site : 03C902-RS Condition : 5G BAND 1-3 @ 96601- HF ANT 180125 VERTICAL RBW:1000.000MHz VBW:3000.000MHz SFT:Auto</p>	 <p>Site : 03C902-RS Condition : 5G BAND 1-3 @ 96601- HF ANT 180125 VERTICAL RBW:1000.000MHz VBW:3000.000MHz SFT:Auto</p>
Avg.	 <p>Site : 03C903-RS Condition : 5G BAND 1-3 @ 96601- HF ANT 180125 VERTICAL RBW:1000.000MHz VBW:1.000MHz SFT:Auto</p>	Left blank



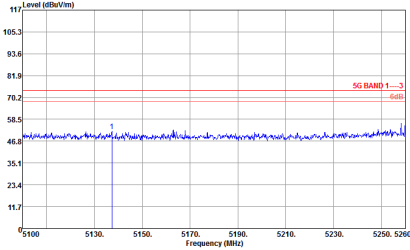
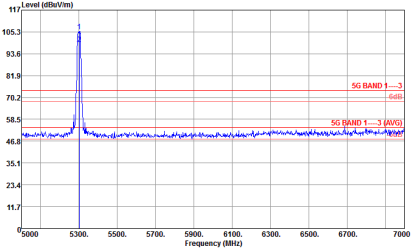
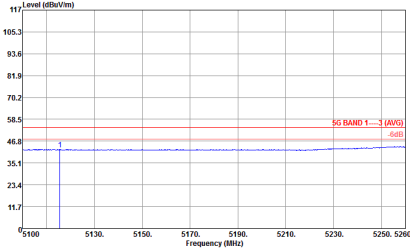
WIFI	Band 2 5250~5350MHz Band Edge @ 3m	
ANT	802.11n HT20 CH60 5300MHz - L	
1	Horizontal	Fundamental
Peak	 <p>Site : 03C902-R5 Condition : 5G BAND 1----3 3m 96601- HF ANT 180125 HORIZONTAL RBW:1000.0000Hz VBW:3000.0000Hz SFT:Auto</p>	 <p>Site : 03C902-R5 Condition : 5G BAND 1----3 3m 96601- HF ANT 180125 HORIZONTAL RBW:1000.0000Hz VBW:3000.0000Hz SFT:Auto</p>
Avg.	 <p>Site : 03C903-R5 Condition : 5G BAND 1----3 (AVG) 3m 96601- HF ANT 180125 HORIZONTAL RBW:1000.0000Hz VBW:1.0000Hz SFT:Auto</p>	Left blank



WIFI	Band 2 5250~5350MHz Band Edge @ 3m	
ANT	802.11n HT20 CH60 5300MHz - R	
1	Horizontal	Vertical
Peak	<p>Site : 03C902-RS Condition : 5G BAND 1----3 @ 96601- HF ANT 180125 HORIZONTAL : RBW:1000.0000Hz YBW:3000.0000Hz SFT:auto</p>	Left blank
Avg.	<p>Site : 03C903-RS Condition : 5G BAND 1----3 (AVG) @ 96601- HF ANT 180125 HORIZONTAL : RBW:1000.0000Hz YBW:1.0000Hz SFT:auto</p>	Left blank



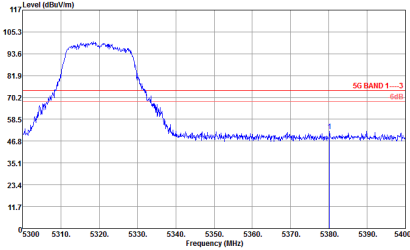
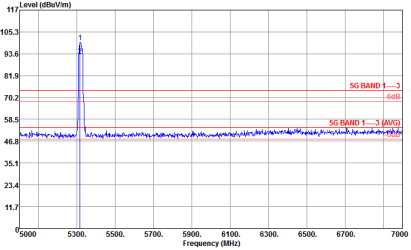
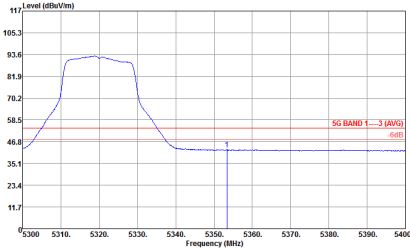


WIFI	Band 2 5250~5350MHz Band Edge @ 3m	
ANT	802.11n HT20 CH60 5300MHz - L	
1	Vertical	Fundamental
Peak	 <p>Site : 03C802-RS Condition : 5G BAND 1----3 3m 96601- RF ANT 180125 VERTICAL RBW:1000.000Hz VBW:3000.000Hz SFT:Auto</p>	 <p>Site : 03C802-RS Condition : 5G BAND 1----3 3m 96601- RF ANT 180125 VERTICAL RBW:1000.000Hz VBW:3000.000Hz SFT:Auto</p>
Avg.	 <p>Site : 03C802-RS Condition : 5G BAND 1----3 (AVG) 3m 96601- RF ANT 180125 VERTICAL RBW:1000.000Hz VBW:1.000Hz SFT:Auto</p>	Left blank

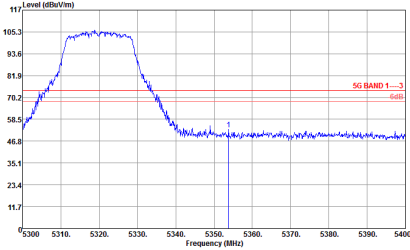
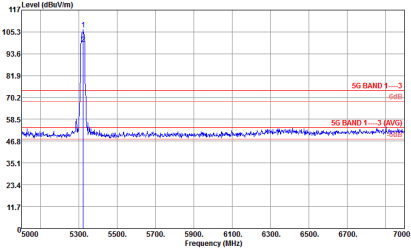
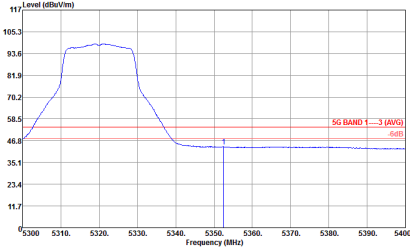


WIFI	Band 2 5250~5350MHz Band Edge @ 3m	
ANT	802.11n HT20 CH60 5300MHz - R	
1	Vertical	Fundamental
Peak	<p>Site : 03C902-85 Condition : 5G BAND 1----3 @ 96601- RF ANT 180125 VERTICAL : RBW:1000.0000Hz YBW:3000.0000Hz SFT:auto</p>	Left blank
Avg.	<p>Site : 03C903-85 Condition : 5G BAND 1----3 (AVG) @ 96601- RF ANT 180125 VERTICAL : RBW:1000.0000Hz YBW:1.0000Hz SFT:auto</p>	Left blank



WIFI	Band 2 5250~5350MHz Band Edge @ 3m	
ANT	802.11n HT20 CH64 5320MHz	
1	Horizontal	Fundamental
Peak	 <p>Site : 03C802-R5 Condition : 5G BAND 1----3 @ 96601- HF ANT 180125 HORIZONTAL RBW:1000.000Hz VBW:3000.000Hz SFT:Auto</p>	 <p>Site : 03C802-R5 Condition : 5G BAND 1----3 @ 96601- HF ANT 180125 HORIZONTAL RBW:1000.000Hz VBW:3000.000Hz SFT:Auto</p>
Avg.	 <p>Site : 03C802-R5 Condition : 5G BAND 1----3 (AVG) @ 96601- HF ANT 180125 HORIZONTAL RBW:1000.000Hz VBW:1.000Hz SFT:Auto</p>	Left blank



WIFI	Band 2 5250~5350MHz Band Edge @ 3m	
ANT	802.11n HT20 CH64 5320MHz	
1	Vertical	Fundamental
Peak	 <p>Site : 03C803-R5 Condition : 5G BAND 1-3 @ 96601- HF ANT 180125 VERTICAL RBW:1000.0000Hz VBW:3000.0000Hz SFT:Auto</p>	 <p>Site : 03C803-R5 Condition : 5G BAND 1-3 @ 96601- HF ANT 180125 VERTICAL RBW:1000.0000Hz VBW:3000.0000Hz SFT:Auto</p>
Avg.	 <p>Site : 03C803-R5 Condition : 5G BAND 1-3 (AVG) @ 96601- HF ANT 180125 VERTICAL RBW:1000.0000Hz VBW:1.0000Hz SFT:Auto</p>	Left blank



Band 2 5250~5350MHz
WIFI 802.11n HT40 (Band Edge @ 3m)

Table with 4 columns: WIFI, ANT, Peak, Avg. and 2 main columns: Horizontal, Fundamental. Contains spectral plots and technical details for Band 2 5250~5350MHz.



WIFI	Band 2 5250~5350MHz Band Edge @ 3m	
ANT	802.11n HT40 CH54 5270 - R	
1	Horizontal	Fundamental
Peak		Left blank
Avg.		Left blank



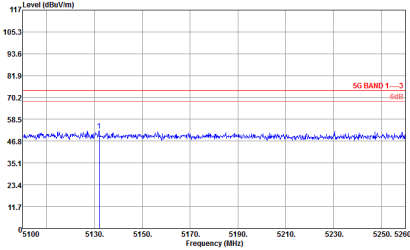
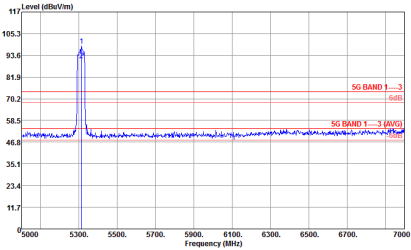
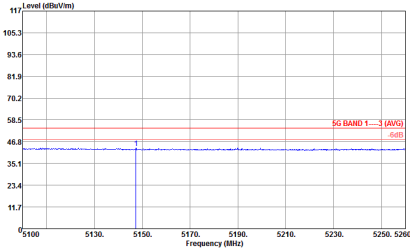
WIFI	Band 2 5250~5350MHz Band Edge @ 3m	
ANT	802.11n HT40 CH54 5270 - L	
1	Vertical	Vertical
Peak	<p>Site : 03C802-RS Condition : 5G BAND 1-3 @ 96601- HF ANT 180125 VERTICAL RBW:1000.0000Hz VBW:3000.0000Hz SFT:Auto</p>	<p>Site : 03C802-RS Condition : 5G BAND 1-3 @ 96601- HF ANT 180125 VERTICAL RBW:1000.0000Hz VBW:3000.0000Hz SFT:Auto</p>
Avg.	<p>Site : 03C802-RS Condition : 5G BAND 1-3 (AVG) @ 96601- HF ANT 180125 VERTICAL RBW:1000.0000Hz VBW:3.0000Hz SFT:Auto</p>	Left blank



WIFI	Band 2 5250~5350MHz Band Edge @ 3m	
ANT	802.11n HT40 CH54 5270 - R	
1	Vertical	Vertical
Peak	<p>Site : 03C502-RS Condition : 5G BAND 1----3 @ 96601- RF ANT 180125 VERTICAL RBW:1000.0000Hz YBW:3000.0000Hz SFT:auto</p>	Left blank
Avg.	<p>Site : 03C503-RS Condition : 5G BAND 1----3 (AVG) @ 96601- RF ANT 180125 VERTICAL RBW:1000.0000Hz YBW:3.0000Hz SFT:auto</p>	Left blank





WIFI	Band 2 5250~5350MHz Band Edge @ 3m	
ANT	802.11n HT40 CH62 5310 - L	
1	Horizontal	Fundamental
Peak	 <p>Site : 03C902-RS Condition : 5G BAND 1-3 @ 96601- HF ANT 180125 HORIZONTAL RBW:1000.0000Hz VBW:3000.0000Hz SFT:Auto</p>	 <p>Site : 03C902-RS Condition : 5G BAND 1-3 @ 96601- HF ANT 180125 HORIZONTAL RBW:1000.0000Hz VBW:3000.0000Hz SFT:Auto</p>
Avg.	 <p>Site : 03C903-RS Condition : 5G BAND 1-3 @ 96601- HF ANT 180125 HORIZONTAL RBW:1000.0000Hz VBW:3.0000Hz SFT:Auto</p>	Left blank



WIFI	Band 2 5250~5350MHz Band Edge @ 3m	
ANT	802.11n HT40 CH62 5310 - R	
1	Horizontal	Fundamental
Peak	<p>Site : 03C902-RS Condition : 5G BAND 1----3 @ 96601- RF ANT 180125 HORIZONTAL RBW:1000.0000Hz YBW:3000.0000Hz SFT:auto</p>	Left blank
Avg.	<p>Site : 03C903-RS Condition : 5G BAND 1----3 (AVG) @ 96601- RF ANT 180125 HORIZONTAL RBW:1000.0000Hz YBW:3.0000Hz SFT:auto</p>	Left blank



WIFI	Band 2 5250~5350MHz Band Edge @ 3m	
ANT	802.11n HT40 CH62 5310 - L	
1	Vertical	Fundamental
Peak	<p>Site : 03C902-RS Condition : SG BAND 1----3 3m 96601- HF ANT 180125 VERTICAL : RBW:1000.0000Hz VBW:3000.0000Hz SFT:Auto</p>	<p>Site : 03C902-RS Condition : SG BAND 1----3 3m 96601- HF ANT 180125 VERTICAL : RBW:1000.0000Hz VBW:3000.0000Hz SFT:Auto</p>
Avg.	<p>Site : 03C903-RS Condition : SG BAND 1----3 (AVG) 3m 96601- HF ANT 180125 VERTICAL : RBW:1000.0000Hz VBW:3.0000Hz SFT:Auto</p>	Left blank



WIFI	Band 2 5250~5350MHz Band Edge @ 3m	
ANT	802.11n HT40 CH62 5310 - R	
1	Vertical	Fundamental
Peak	<p>Site : 03C903-RS Condition : 5G BAND 1----3 @ 96601- RF ANT 180125 VERTICAL RBW:1000.0000Hz YBW:3000.0000Hz SFT:auto</p>	Left blank
Avg.	<p>Site : 03C903-RS Condition : 5G BAND 1----3 (AVG) @ 96601- RF ANT 180125 VERTICAL RBW:1000.0000Hz YBW:3.0000Hz SFT:auto</p>	Left blank



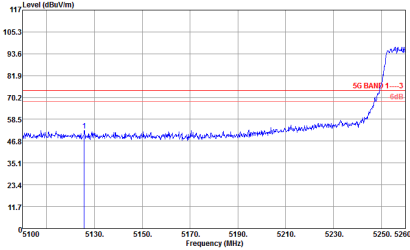
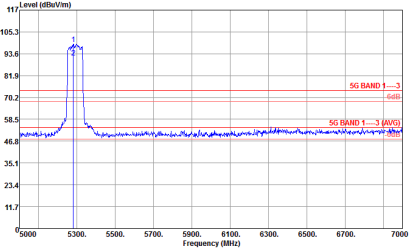
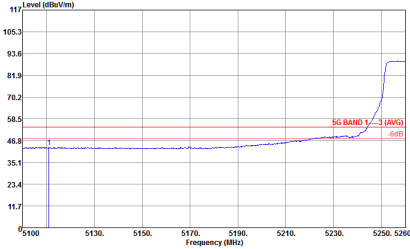
**Band 2 5250~5350MHz**  
**WIFI 802.11ac VHT80 (Band Edge @ 3m)**

WIFI	Band 2 5250~5350MHz Band Edge @ 3m	
ANT	802.11ac VHT80 CH58 5290MHz - L	
1	Horizontal	Fundamental
<p><b>Peak</b></p>	<p>Site : 03CB03-RS            Condition : SG BAND 1----3 3m 96601- HF ANT 180125 HORIZONTAL            RBW:1000.000kHz VBW:3000.000kHz SMT:Auto</p>	<p>Site : 03CB03-RS            Condition : SG BAND 1----3 3m 96601- HF ANT 180125 HORIZONTAL            RBW:1000.000kHz VBW:3000.000kHz SMT:Auto</p>
<p><b>Avg.</b></p>	<p>Site : 03CB03-RS            Condition : SG BAND 1----3 (AVG) 3m 96601- HF ANT 180125 HORIZONTAL            RBW:1000.000kHz VBW:3.000kHz SMT:Auto</p>	<p align="center">Left blank</p>



WIFI	Band 2 5250~5350MHz Band Edge @ 3m	
ANT	802.11ac VHT80 CH58 5290MHz - R	
1	Horizontal	Fundamental
Peak	<p>Site : 03C902-RS            Condition : 5G BAND 1----3 @ 96601- RF ANT 180125 HORIZONTAL            : RBW:1000.0000Hz YBW:3000.0000Hz SFT:auto</p>	Left blank
Avg.	<p>Site : 03C903-RS            Condition : 5G BAND 1----3 (AVG) @ 96601- RF ANT 180125 HORIZONTAL            : RBW:1000.0000Hz YBW:3.0000Hz SFT:auto</p>	Left blank



WIFI	Band 2 5250~5350MHz Band Edge @ 3m	
ANT	802.11ac VHT80 CH58 5290MHz - L	
1	Vertical	Fundamental
Peak	 <p>Site : 03C802-R5 Condition : 5G BAND 1-3 @ 96601- HF ANT 180125 VERTICAL RBW:1000.0000Hz VBW:3000.0000Hz SFT:Auto</p>	 <p>Site : 03C802-R5 Condition : 5G BAND 1-3 @ 96601- HF ANT 180125 VERTICAL RBW:1000.0000Hz VBW:3000.0000Hz SFT:Auto</p>
Avg.	 <p>Site : 03C803-R5 Condition : 5G BAND 1-3 (AVG) @ 96601- HF ANT 180125 VERTICAL RBW:1000.0000Hz VBW:3.0000Hz SFT:Auto</p>	Left blank



WIFI	Band 2 5250~5350MHz Band Edge @ 3m	
ANT	802.11ac VHT80 CH58 5290MHz - R	
1	Vertical	Fundamental
Peak	<p>Site : 037502-NS            Condition : 5G BAND 1----3 3m 96601- RF ANT 180125 VERTICAL            : RBW:1000.0000Hz VBW:3000.0000Hz SFT:auto</p>	Left blank
Avg.	<p>Site : 037502-NS            Condition : 5G BAND 1----3 (AVG) 3m 96601- RF ANT 180125 VERTICAL            : RBW:1000.0000Hz VBW:3.0000Hz SFT:auto</p>	Left blank





**Band 2 - 5250~5350MHz**  
**WIFI 802.11a (Harmonic @ 3m)**

WIFI	Band 2 5250~5350MHz Harmonic @ 3m	
ANT	802.11a CH52 5260MHz	
1	Horizontal	Vertical
<b>Peak</b> <b>Avg.</b>	<p>Site : 00C800-ES            Condition : 5G BAND 1----3 3m 96601- RF ANT 180125 HORIZONTAL            RBW:1000.0000Hz YBW:3000.0000Hz SWT:Auto</p>	<p>Site : 00C800-ES            Condition : 5G BAND 1----3 3m 96601- RF ANT 180125 VERTICAL            RBW:1000.0000Hz YBW:3000.0000Hz SWT:Auto</p>



WIFI	Band 2 5250~5350MHz Harmonic @ 3m	
ANT	802.11a CH60 5300MHz	
1	Horizontal	Vertical
<p><b>Peak</b></p> <p><b>Avg.</b></p>	<p>Site : 03C902-RS            Condition : 5G BAND 1----3 3m 96601- RF ANT 180125 HORIZONTAL            : RBW:1000.0000Hz VBW:3000.0000Hz SFT:Auto</p>	<p>Site : 03C902-RS            Condition : 5G BAND 1----3 3m 96601- RF ANT 180125 VERTICAL            : RBW:1000.0000Hz VBW:3000.0000Hz SFT:Auto</p>



WIFI	Band 2 5250~5350MHz Harmonic @ 3m	
ANT	802.11a CH64 5320MHz	
1	Horizontal	Vertical
<p><b>Peak</b></p> <p><b>Avg.</b></p>	<p>Site : 03C902-RS            Condition : 5G BAND 1----3 3m 96601- RF ANT 180125 HORIZONTAL            : RBW:1000.0000Hz VBW:3000.0000Hz SFT:Auto</p>	<p>Site : 03C902-RS            Condition : 5G BAND 1----3 3m 96601- RF ANT 180125 VERTICAL            : RBW:1000.0000Hz VBW:3000.0000Hz SFT:Auto</p>



Band 2 5250~5350MHz
WIFI 802.11n HT20 (Harmonic @ 3m)

Table with 3 columns: WIFI, ANT, and test results for Horizontal and Vertical orientations. Includes 'Peak Avg.' label and two frequency level graphs.



WIFI	Band 2 5250~5350MHz Harmonic @ 3m	
ANT	802.11n HT20 CH60 5300MHz	
1	Horizontal	Vertical
<p><b>Peak</b></p> <p><b>Avg.</b></p>	<p>Site : 03C902-R5            Condition : 5G BAND 1----3 3m 96601- RF ANT 180125 HORIZONTAL            : BW:1000.000MHz VBW:3000.000Hz SFT:Auto</p>	<p>Site : 03C902-R5            Condition : 5G BAND 1----3 3m 96601- RF ANT 180125 VERTICAL            : BW:1000.000MHz VBW:3000.000Hz SFT:Auto</p>



WIFI	Band 2 5250~5350MHz Harmonic @ 3m	
ANT	802.11n HT20 CH64 5320MHz	
1	Horizontal	Vertical
<p><b>Peak</b></p> <p><b>Avg.</b></p>	<p>Site : 03C802-ES Condition : 5G BAND 1----3 3m 96601- RF ANT 180125 HORIZONTAL : BW:1000.000MHz VBW:3000.000MHz SFT:Auto</p>	<p>Site : 03C802-ES Condition : 5G BAND 1----3 3m 96601- RF ANT 180125 VERTICAL : BW:1000.000MHz VBW:3000.000MHz SFT:Auto</p>



Band 2 5250~5350MHz
WIFI 802.11n HT40 (Harmonic @ 3m)

Table with 3 columns: WIFI, ANT, and measurement results for Horizontal and Vertical orientations. Includes 'Peak' and 'Avg.' labels and two frequency level graphs.



WIFI	Band 2 5250~5350MHz Harmonic @ 3m	
ANT	802.11n HT40 CH62 5310	
1	Horizontal	Vertical
Peak Avg.	<p>Site : 03C902-ES Condition : 5G BAND 1----3 3m 96601- RF ANT 180125 HORIZONTAL : BW:1000.000MHz VBW:3000.000MHz SFT:Auto</p>	<p>Site : 03C902-ES Condition : 5G BAND 1----3 3m 96601- RF ANT 180125 VERTICAL : BW:1000.000MHz VBW:3000.000MHz SFT:Auto</p>





Band 2 5250~5350MHz
WIFI 802.11ac VHT80 (Harmonic @ 3m)

Table with 3 columns: WIFI, ANT, and measurement results for Horizontal and Vertical orientations. Includes 'Peak Avg.' labels and two frequency spectrum graphs showing Level (dBuV/m) vs Frequency (MHz) with SG BAND 1-3 limits.



**Band 3 - 5470~5725MHz**  
**WIFI 802.11a (Band Edge @ 3m)**

WIFI	Band 3 5470~5725MHz Band Edge @ 3m	
ANT	802.11a CH100 5500MHz	
1	Horizontal	Fundamental
<b>Peak</b>	<p>Site : 03C803-RS Condition : SG BAND 1----3 3m 96601- HF ANT 180125 HORIZONTAL RBW:1000.000kHz VBW:3000.000kHz SMT:Auto</p>	<p>Site : 03C803-RS Condition : SG BAND 1----3 3m 96601- HF ANT 180125 HORIZONTAL RBW:1000.000kHz VBW:3000.000kHz SMT:Auto</p>
<b>Avg.</b>	<p>Site : 03C803-RS Condition : SG BAND 1----3 (AVG) 3m 96601- HF ANT 180125 HORIZONTAL RBW:1000.000kHz VBW:1.000kHz SMT:Auto</p>	Left blank

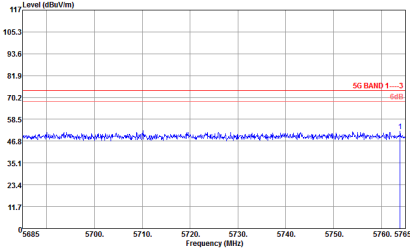
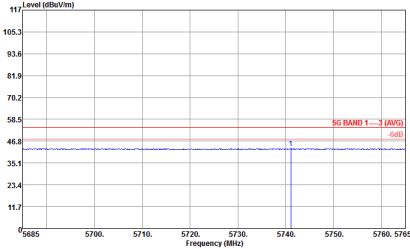


WIFI	Band 3 5470~5725MHz Band Edge @ 3m	
ANT	802.11a CH100 5500MHz	
1	Vertical	Fundamental
Peak	<p>Site : 03C802-RS Condition : 5G BAND 1-&gt;3 @ 96601- HF ANT 180125 VERTICAL RBW:1000.000Hz VBW:3000.000Hz SFT:Auto</p>	<p>Site : 03C802-RS Condition : 5G BAND 1-&gt;3 @ 96601- HF ANT 180125 VERTICAL RBW:1000.000Hz VBW:3000.000Hz SFT:Auto</p>
Avg.	<p>Site : 03C802-RS Condition : 5G BAND 1-&gt;3 (AVG) @ 96601- HF ANT 180125 VERTICAL RBW:1000.000Hz VBW:1.000Hz SFT:Auto</p>	Left blank



WIFI	Band 3 5470~5725MHz Band Edge @ 3m	
ANT	802.11a CH116 5580MHz - L	
1	Horizontal	Fundamental
Peak	<p>Site : 03C902-RS Condition : 5G BAND 1----3 @ 96601- HF ANT 180125 HORIZONTAL : RBW:1000.000Hz VBW:3000.000Hz SFT:Auto</p>	<p>Site : 03C902-RS Condition : 5G BAND 1----3 @ 96601- HF ANT 180125 HORIZONTAL : RBW:1000.000Hz VBW:3000.000Hz SFT:Auto</p>
Avg.	<p>Site : 03C903-RS Condition : 5G BAND 1----3 (AVG) @ 96601- HF ANT 180125 HORIZONTAL : RBW:1000.000Hz VBW:1.000Hz SFT:Auto</p>	Left blank

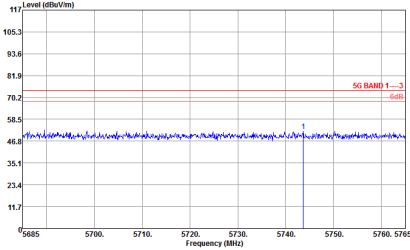
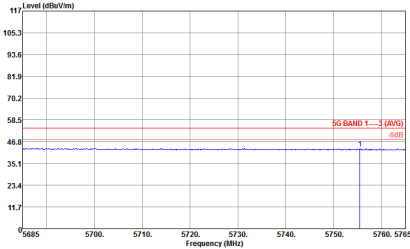


WIFI	Band 3 5470~5725MHz Band Edge @ 3m	
ANT	802.11a CH116 5580MHz - R	
1	Horizontal	Fundamental
Peak	 <p>Site : 03C903-RS Condition : 5G BAND 1-----3 @ 96601- HF ANT 180125 HORIZONTAL : RBW:1000.0000Hz YBW:3000.0000Hz SFT:auto</p>	Left blank
Avg.	 <p>Site : 03C903-RS Condition : 5G BAND 1-----3 (AVG) @ 96601- HF ANT 180125 HORIZONTAL : RBW:1000.0000Hz YBW:1.0000Hz SFT:auto</p>	Left blank

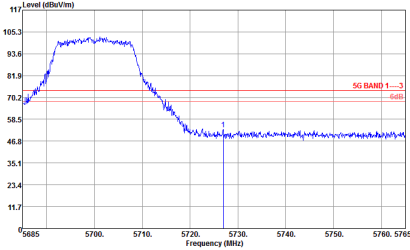
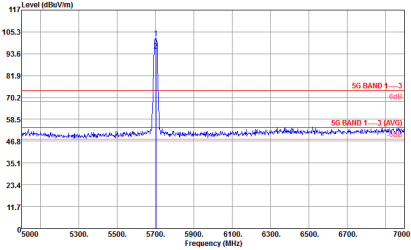
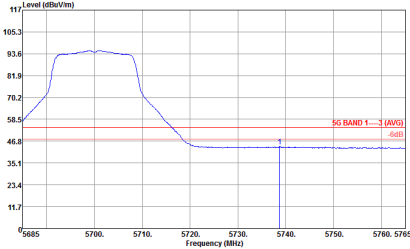


WIFI	Band 3 5470~5725MHz Band Edge @ 3m	
ANT	802.11a CH116 5580MHz - L	
1	Vertical	Fundamental
Peak	<p>Site : 03C803-RS Condition : 5G BAND 1-3 @ 96601- HF ANT 180125 VERTICAL RBW:1000.000Hz VBW:3000.000Hz SFT:Auto</p>	<p>Site : 03C803-RS Condition : 5G BAND 1-3 @ 96601- HF ANT 180125 VERTICAL RBW:1000.000Hz VBW:3000.000Hz SFT:Auto</p>
Avg.	<p>Site : 03C803-RS Condition : 5G BAND 1-3 (AVG) @ 96601- HF ANT 180125 VERTICAL RBW:1000.000Hz VBW:1.000Hz SFT:Auto</p>	Left blank



WIFI	Band 3 5470~5725MHz Band Edge @ 3m	
ANT	802.11a CH116 5580MHz - R	
1	Vertical	Fundamental
Peak	 <p>Site : 03C902-RS Condition : 5G BAND 1----3 @ 96601- RF ANT 180125 VERTICAL RBW:1000.0000Hz YBW:3000.0000Hz SFT:auto</p>	Left blank
Avg.	 <p>Site : 03C903-RS Condition : 5G BAND 1----3 (AVG) @ 96601- RF ANT 180125 VERTICAL RBW:1000.0000Hz YBW:1.0000Hz SFT:auto</p>	Left blank



WIFI	Band 3 5470~5725MHz Band Edge @ 3m	
ANT	802.11a CH140 5700MHz	
1	Horizontal	Fundamental
Peak	 <p>Site : 03C803-RS Condition : 5G BAND 1----3 @ 96601- HF ANT 180125 HORIZONTAL : RBW:1000.000Hz VBW:3000.000Hz SFT:Auto</p>	 <p>Site : 03C803-RS Condition : 5G BAND 1----3 @ 96601- HF ANT 180125 HORIZONTAL : RBW:1000.000Hz VBW:3000.000Hz SFT:Auto</p>
Avg.	 <p>Site : 03C803-RS Condition : 5G BAND 1----3 (AVG) @ 96601- HF ANT 180125 HORIZONTAL : RBW:1000.000Hz VBW:1.000Hz SFT:Auto</p>	Left blank





WIFI	Band 3 5470~5725MHz Band Edge @ 3m	
ANT	802.11a CH140 5700MHz	
1	Vertical	Fundamental
Peak	<p>Site : 03C803-R5 Condition : 5G BAND 1-3 @ 96601- HF ANT 180125 VERTICAL RBW:1000.0000Hz VBW:3000.0000Hz SFT:Auto</p>	<p>Site : 03C803-R5 Condition : 5G BAND 1-3 @ 96601- HF ANT 180125 VERTICAL RBW:1000.0000Hz VBW:3000.0000Hz SFT:Auto</p>
Avg.	<p>Site : 03C803-R5 Condition : 5G BAND 1-3 (AVG) @ 96601- HF ANT 180125 VERTICAL RBW:1000.0000Hz VBW:1.0000Hz SFT:Auto</p>	Left blank



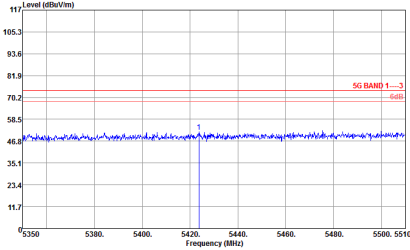
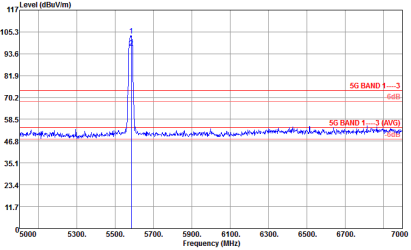
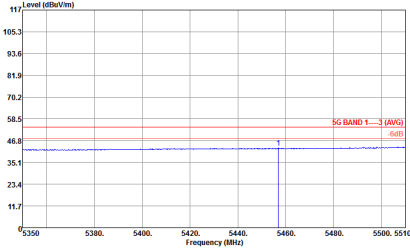
Band 3 5470~5725MHz
WIFI 802.11n HT20 (Band Edge @ 3m)

Table with 4 columns: WIFI, ANT, Peak, Avg. and 2 main columns: Horizontal, Fundamental. Contains spectral analysis graphs for peak and average levels.



WIFI	Band 3 5470~5725MHz Band Edge @ 3m	
ANT	802.11n HT20 CH100 5500MHz	
1	Vertical	Fundamental
Peak	<p>Site : 03C802-RS Condition : 5G BAND 1-3 @ 96601- RF ANT 180125 VERTICAL RBW:1000.000Hz VBW:3000.000Hz SFT:Auto</p>	<p>Site : 03C802-RS Condition : 5G BAND 1-3 @ 96601- RF ANT 180125 VERTICAL RBW:1000.000Hz VBW:3000.000Hz SFT:Auto</p>
Avg.	<p>Site : 03C802-RS Condition : 5G BAND 1-3 @ 96601- RF ANT 180125 VERTICAL RBW:1000.000Hz VBW:1.000Hz SFT:Auto</p>	Left blank

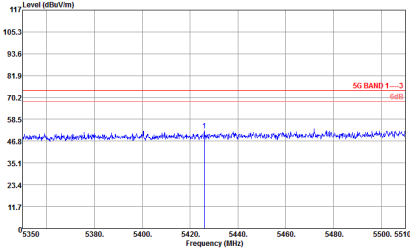
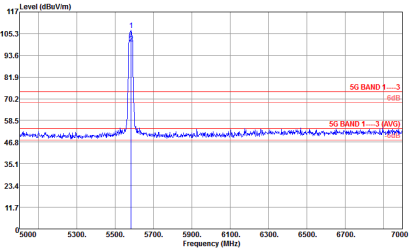
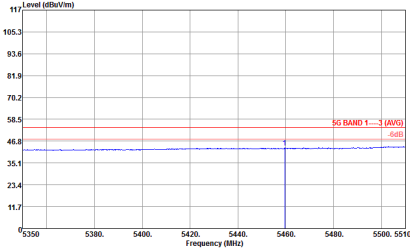


WIFI	Band 3 5470~5725MHz Band Edge @ 3m	
ANT	802.11n HT20 CH116 5580MHz - L	
1	Horizontal	Fundamental
Peak	 <p>Site : 03C902-R5 Condition : 5G BAND 1----3 3m 96601- HF ANT 180125 HORIZONTAL RBW:1000.000kHz VBW:3000.000kHz SFT:Auto</p>	 <p>Site : 03C902-R5 Condition : 5G BAND 1----3 3m 96601- HF ANT 180125 HORIZONTAL RBW:1000.000kHz VBW:3000.000kHz SFT:Auto</p>
Avg.	 <p>Site : 03C903-R5 Condition : 5G BAND 1----3 (AVG) 3m 96601- HF ANT 180125 HORIZONTAL RBW:1000.000kHz VBW:1.000kHz SFT:Auto</p>	Left blank



WIFI	Band 3 5470~5725MHz Band Edge @ 3m	
ANT	802.11n HT20 CH116 5580MHz - R	
1	Horizontal	Fundamental
Peak	<p>Site : 03C902-RS Condition : 5G BAND 1----3 @ 96601- RF ANT 180125 HORIZONTAL RBW:1000.0000Hz YBW:3000.0000Hz SFT:auto</p>	Left blank
Avg.	<p>Site : 03C903-RS Condition : 5G BAND 1----3 (AVG) @ 96601- RF ANT 180125 HORIZONTAL RBW:1000.0000Hz YBW:1.0000Hz SFT:auto</p>	Left blank

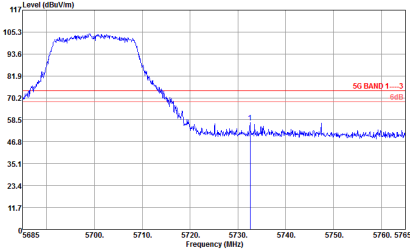
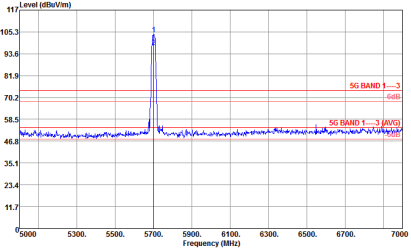
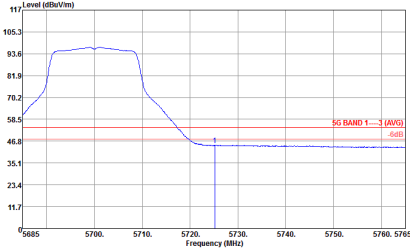


WIFI	Band 3 5470~5725MHz Band Edge @ 3m	
ANT	802.11n HT20 CH116 5580MHz - L	
1	Vertical	Fundamental
Peak	 <p>Site : 03C902-RS Condition : 5G BAND 1----3 @ 96601- HF ANT 180125 VERTICAL : RBW:1000.0000Hz VBW:3000.0000Hz SFT:Auto</p>	 <p>Site : 03C902-RS Condition : 5G BAND 1----3 @ 96601- HF ANT 180125 VERTICAL : RBW:1000.0000Hz VBW:3000.0000Hz SFT:Auto</p>
Avg.	 <p>Site : 03C903-RS Condition : 5G BAND 1----3 (AVG) @ 96601- HF ANT 180125 VERTICAL : RBW:1000.0000Hz VBW:1.0000Hz SFT:Auto</p>	Left blank



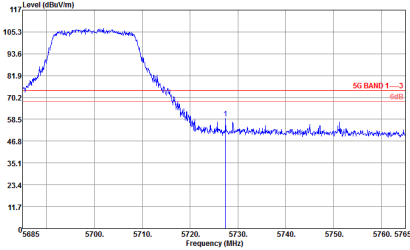
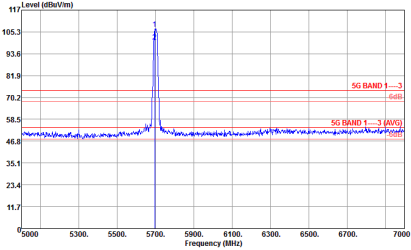
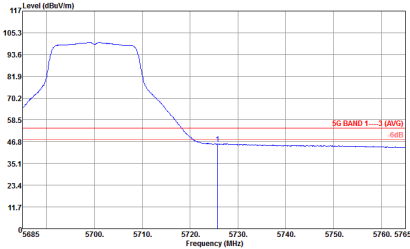
WIFI	Band 3 5470~5725MHz Band Edge @ 3m	
ANT	802.11n HT20 CH116 5580MHz - R	
1	Vertical	Fundamental
Peak	<p>Site : 03C903-RS Condition : 5G BAND 1----3 @ 96601- RF ANT 180125 VERTICAL : RBW:1000.0000Hz YBW:3000.0000Hz SFT:Auto</p>	Left blank
Avg.	<p>Site : 03C903-RS Condition : 5G BAND 1----3 (AVG) @ 96601- RF ANT 180125 VERTICAL : RBW:1000.0000Hz YBW:1.0000Hz SFT:Auto</p>	Left blank



WIFI	Band 3 5470~5725MHz Band Edge @ 3m	
ANT	802.11n HT20 CH140 5700MHz	
1	Horizontal	Fundamental
Peak	 <p>Site : 03C803-RS Condition : 5G BAND 1----3 @ 96601- HF ANT 180125 HORIZONTAL RBW:1000.000Hz VBW:3000.000Hz SFT:Auto</p>	 <p>Site : 03C803-RS Condition : 5G BAND 1----3 @ 96601- HF ANT 180125 HORIZONTAL RBW:1000.000Hz VBW:3000.000Hz SFT:Auto</p>
Avg.	 <p>Site : 03C803-RS Condition : 5G BAND 1----3 (AVG) @ 96601- HF ANT 180125 HORIZONTAL RBW:1000.000Hz VBW:1.000Hz SFT:Auto</p>	Left blank





WIFI	Band 3 5470~5725MHz Band Edge @ 3m	
ANT	802.11n HT20 CH140 5700MHz	
1	Vertical	Fundamental
Peak.	 <p>Site : 03C803-RS Condition : 5G BAND 1-3 @ 96601- RF ANT 180125 VERTICAL RBW:1000.0000Hz VBW:3000.0000Hz SFT:Auto</p>	 <p>Site : 03C803-RS Condition : 5G BAND 1-3 @ 96601- RF ANT 180125 VERTICAL RBW:1000.0000Hz VBW:3000.0000Hz SFT:Auto</p>
Avg.	 <p>Site : 03C803-RS Condition : 5G BAND 1-3 @ 96601- RF ANT 180125 VERTICAL RBW:1000.0000Hz VBW:1.0000Hz SFT:Auto</p>	Left blank



Band 3 5470~5725MHz
WIFI 802.11n HT40 (Band Edge @ 3m)

Table with 2 columns (WIFI, ANT) and 2 rows (Peak, Avg.). The table contains spectral plots for 'Horizontal' and 'Fundamental' views. The 'Peak' row shows a significant signal at 5510 MHz, while the 'Avg.' row shows a much lower level. The 'Fundamental' view shows a sharp peak at 5510 MHz. The 'Avg.' view for the fundamental is labeled 'Left blank'.



WIFI	Band 3 5470~5725MHz Band Edge @ 3m	
ANT	802.11n HT40 CH102 5510MHz - R	
1	Horizontal	Fundamental
Peak	<p>Site : 03C902-RS Condition : 5G BAND 1----3 @ 96601- RF ANT 180125 HORIZONTAL : RBW:1000.0000Hz YBW:3000.0000Hz SFT:auto</p>	Left blank
Avg.	<p>Site : 03C903-RS Condition : 5G BAND 1----3 (AVG) @ 96601- RF ANT 180125 HORIZONTAL : RBW:1000.0000Hz YBW:3.0000Hz SFT:auto</p>	Left blank



WIFI	Band 3 5470~5725MHz Band Edge @ 3m	
ANT	802.11n HT40 CH102 5510MHz - L	
1	Vertical	Fundamental
Peak	<p>Site : 03C902-RS Condition : 5G BAND 1-3 @ 96601- RF ANT 180125 VERTICAL RBW:1000.000Hz VBW:3000.000Hz SFT:Auto</p>	<p>Site : 03C902-RS Condition : 5G BAND 1-3 @ 96601- RF ANT 180125 VERTICAL RBW:1000.000Hz VBW:3000.000Hz SFT:Auto</p>
Avg.	<p>Site : 03C903-RS Condition : 5G BAND 1-3 @ 96601- RF ANT 180125 VERTICAL RBW:1000.000Hz VBW:3.000Hz SFT:Auto</p>	Left blank

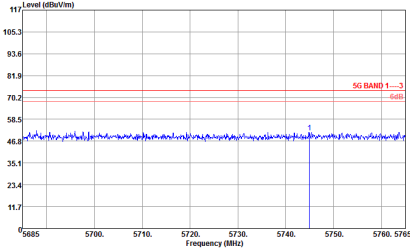
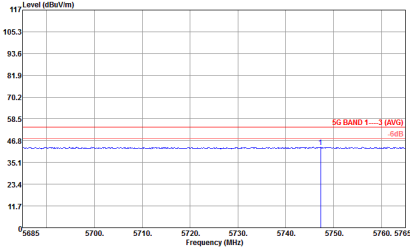


WIFI	Band 3 5470~5725MHz Band Edge @ 3m	
ANT	802.11n HT40 CH102 5510MHz - R	
1	Vertical	Fundamental
Peak	<p>Site : 03C903-RS Condition : 5G BAND 1---3 @ 96601- RF ANT 180125 VERTICAL RBW:1000.0000Hz YBW:3000.0000Hz SFT:auto</p>	Left blank
Avg.	<p>Site : 03C903-RS Condition : 5G BAND 1---3 (AVG) @ 96601- RF ANT 180125 VERTICAL RBW:1000.0000Hz YBW:3.0000Hz SFT:auto</p>	Left blank



WIFI	Band 3 5470~5725MHz Band Edge @ 3m	
ANT	802.11n HT40 CH110 5550MHz - L	
1	Horizontal	Fundamental
Peak	<p>Site : 03C902-RS Condition : 5G BAND 1----3 @ 96601- HF ANT 180125 HORIZONTAL : RBW:1000.0000Hz VBW:3000.0000Hz SFT:Auto</p>	<p>Site : 03C902-RS Condition : 5G BAND 1----3 @ 96601- HF ANT 180125 HORIZONTAL : RBW:1000.0000Hz VBW:3000.0000Hz SFT:Auto</p>
Avg.	<p>Site : 03C903-RS Condition : 5G BAND 1----3 (AVG) @ 96601- HF ANT 180125 HORIZONTAL : RBW:1000.0000Hz VBW:3.0000Hz SFT:Auto</p>	Left blank



WIFI	Band 3 5470~5725MHz Band Edge @ 3m	
ANT	802.11n HT40 CH110 5550MHz - R	
1	Horizontal	Fundamental
Peak	 <p>Site : 03C902-85 Condition : 5G BAND 1----3 @ 96601- HF ANT 180125 HORIZONTAL RBW:1000.000KHz VBW:3000.000KHz SFT:auto</p>	Left blank
Avg.	 <p>Site : 03C903-85 Condition : 5G BAND 1----3 (AVG) @ 96601- HF ANT 180125 HORIZONTAL RBW:1000.000KHz VBW:3.000KHz SFT:auto</p>	Left blank



WIFI	Band 3 5470~5725MHz Band Edge @ 3m	
ANT	802.11n HT40 CH110 5550MHz - L	
1	Vertical	Fundamental
Peak	<p>Site : 03C902-RS Condition : 5G BAND 1----3 3m 96601- HF ANT 180125 VERTICAL : RBW:1000.0000Hz VBW:3000.0000Hz SFT:Auto</p>	<p>Site : 03C902-RS Condition : 5G BAND 1----3 3m 96601- HF ANT 180125 VERTICAL : RBW:1000.0000Hz VBW:3000.0000Hz SFT:Auto</p>
Avg.	<p>Site : 03C903-RS Condition : 5G BAND 1----3 (AVG) 3m 96601- HF ANT 180125 VERTICAL : RBW:1000.0000Hz VBW:3.0000Hz SFT:Auto</p>	Left blank





WIFI	Band 3 5470~5725MHz Band Edge @ 3m	
ANT	802.11n HT40 CH110 5550MHz - R	
1	Vertical	Fundamental
Peak	<p>Site : 03C902-ES Condition : 5G BAND 1----3 @ 96601- RF ANT 180125 VERTICAL : RBW:1000.0000Hz VBW:3000.0000Hz SFT:auto</p>	Left blank
Avg.	<p>Site : 03C903-ES Condition : 5G BAND 1----3 (AVG) @ 96601- RF ANT 180125 VERTICAL : RBW:1000.0000Hz VBW:3.0000Hz SFT:auto</p>	Left blank

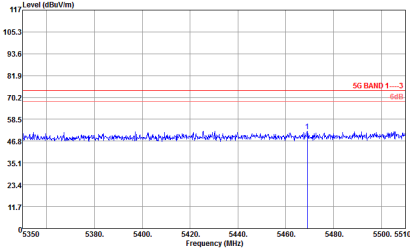
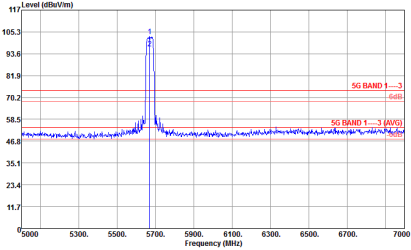
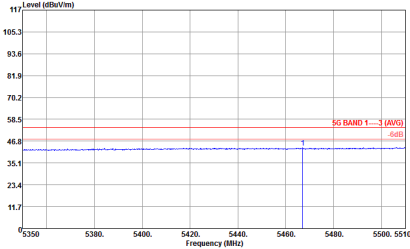


WIFI	Band 3 5470~5725MHz Band Edge @ 3m	
ANT	802.11n HT40 CH134 5670MHz - L	
1	Horizontal	Fundamental
Peak	<p>Site : 03C802-R5 Condition : 5G BAND 1-3 @ 96601- HF ANT 180125 HORIZONTAL : RBW:1000.0000Hz VBW:3000.0000Hz SFT:Auto</p>	<p>Site : 03C802-R5 Condition : 5G BAND 1-3 @ 96601- HF ANT 180125 HORIZONTAL : RBW:1000.0000Hz VBW:3000.0000Hz SFT:Auto</p>
Avg.	<p>Site : 03C803-R5 Condition : 5G BAND 1-3 @ 96601- HF ANT 180125 HORIZONTAL : RBW:1000.0000Hz VBW:3.0000Hz SFT:Auto</p>	Left blank

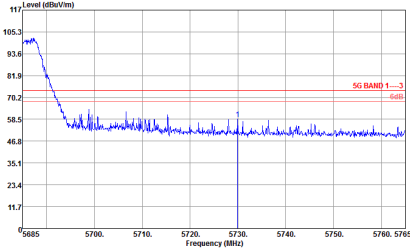
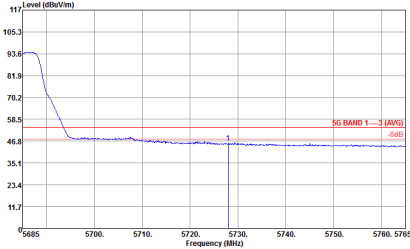


WIFI	Band 3 5470~5725MHz Band Edge @ 3m	
ANT	802.11n HT40 CH134 5670MHz - R	
1	Horizontal	Fundamental
Peak	<p>Site : 03C903-RS Condition : 5G BAND 1----3 3m 96601- RF ANT 180125 HORIZONTAL RBW:1000.0000Hz YBW:3000.0000Hz SFT:Auto</p>	Left blank
Avg.	<p>Site : 03C903-RS Condition : 5G BAND 1----3 (AVG) 3m 96601- RF ANT 180125 HORIZONTAL RBW:1000.0000Hz YBW:3.0000Hz SFT:Auto</p>	Left blank



WIFI	Band 3 5470~5725MHz Band Edge @ 3m	
ANT	802.11n HT40 CH134 5670MHz - L	
1	Vertical	Fundamental
Peak	 <p>Site : 03C802-RS Condition : 5G BAND 1----3 @ 96601- HF ANT 180125 VERTICAL RBW:1000.000Hz VBW:3000.000Hz SFT:Auto</p>	 <p>Site : 03C802-RS Condition : 5G BAND 1----3 @ 96601- HF ANT 180125 VERTICAL RBW:1000.000Hz VBW:3000.000Hz SFT:Auto</p>
Avg.	 <p>Site : 03C802-RS Condition : 5G BAND 1----3 (AVG) @ 96601- HF ANT 180125 VERTICAL RBW:1000.000Hz VBW:3.000Hz SFT:Auto</p>	Left blank



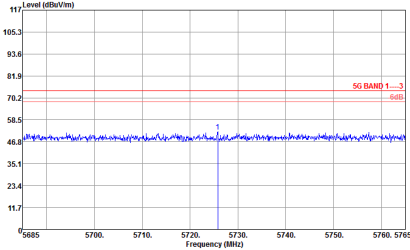
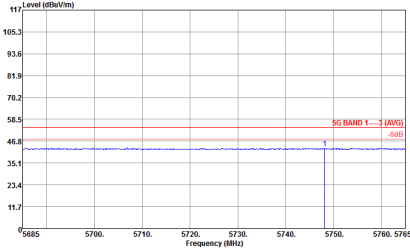
WIFI	Band 3 5470~5725MHz Band Edge @ 3m	
ANT	802.11n HT40 CH134 5670MHz - R	
1	Vertical	Fundamental
Peak	 <p>Site : 03C902-RS Condition : 5G BAND 1----3 @ 96601- RF ANT 180125 VERTICAL RBW:1000.0000Hz YBW:3000.0000Hz SFT:auto</p>	Left blank
Avg.	 <p>Site : 03C903-RS Condition : 5G BAND 1----3 (AVG) @ 96601- RF ANT 180125 VERTICAL RBW:1000.0000Hz YBW:3.0000Hz SFT:auto</p>	Left blank



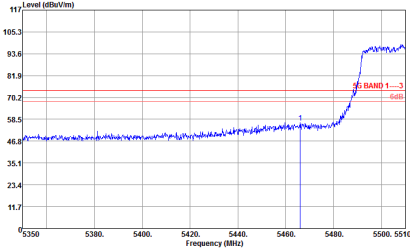
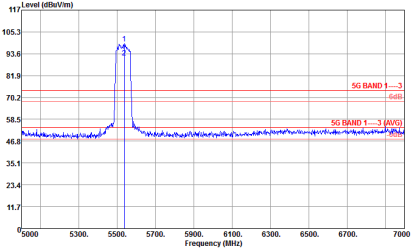
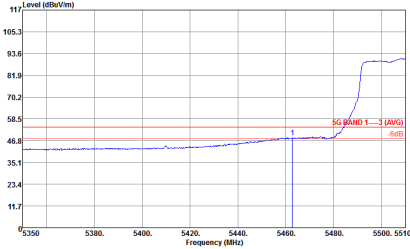
Band 3 5470~5725MHz
WIFI 802.11ac VHT80 (Band Edge @ 3m)

Table with 4 columns: WIFI, ANT, Peak, Avg. and 2 main plot columns: Horizontal, Fundamental. Contains spectral analysis graphs for peak and average levels.



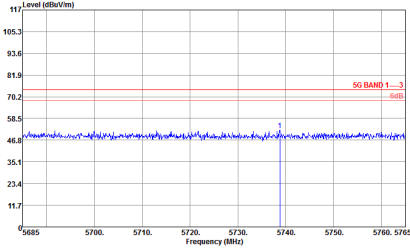
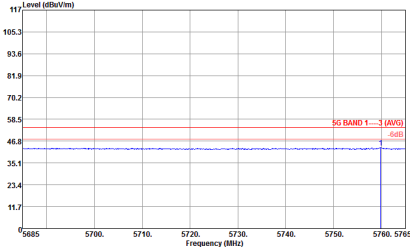
WIFI	Band 3 5470~5725MHz Band Edge @ 3m	
ANT	802.11ac VHT80 CH106 5530MHz - R	
1	Horizontal	Fundamental
Peak	 <p>Site : 03C903-RS Condition : 5G BAND 1----3 @ 96601- RF ANT 180125 HORIZONTAL RBW:1000.0000Hz YBW:3000.0000Hz SFT:Auto</p>	Left blank
Avg.	 <p>Site : 03C903-RS Condition : 5G BAND 1----3 (AVG) @ 96601- RF ANT 180125 HORIZONTAL RBW:1000.0000Hz YBW:3.0000Hz SFT:Auto</p>	Left blank



WIFI	Band 3 5470~5725MHz Band Edge @ 3m	
ANT	802.11ac VHT80 CH106 5530MHz - L	
1	Vertical	Fundamental
Peak	 <p>Site : 03C902-R5 Condition : 5G BAND 1----3 3m 96601- HF ANT 180125 VERTICAL RBW:1000.000KHz VBW:3000.000KHz SFT:Auto</p>	 <p>Site : 03C902-R5 Condition : 5G BAND 1----3 3m 96601- HF ANT 180125 VERTICAL RBW:1000.000KHz VBW:3000.000KHz SFT:Auto</p>
Avg.	 <p>Site : 03C903-R5 Condition : 5G BAND 1----3 (AVG) 3m 96601- HF ANT 180125 VERTICAL RBW:1000.000KHz VBW:3.000KHz SFT:Auto</p>	Left blank





WIFI	Band 3 5470~5725MHz Band Edge @ 3m	
ANT	802.11ac VHT80 CH106 5530MHz - R	
1	Vertical	Fundamental
Peak	 <p>Site : 03C903-RS Condition : 5G BAND 1----3 @ 96601- RF ANT 180125 VERTICAL : RBW:1000.0000Hz YBW:3000.0000Hz SFT:auto</p>	Left blank
Avg.	 <p>Site : 03C903-RS Condition : 5G BAND 1----3 (AVG) @ 96601- RF ANT 180125 VERTICAL : RBW:1000.0000Hz YBW:3.0000Hz SFT:auto</p>	Left blank



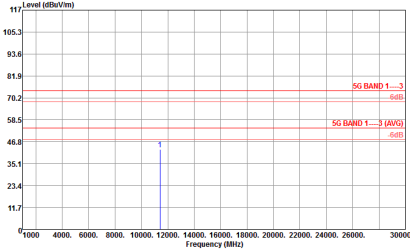
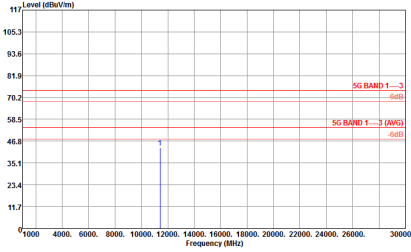
Band 3 - 5470~5725MHz
WIFI 802.11a (Harmonic @ 3m)

Table with 3 columns: WIFI, ANT, and measurement results for Peak and Avg. The table contains two graphs: Horizontal and Vertical, showing Level (dBuV/m) vs Frequency (MHz) with various markers and labels like '5G BAND 1-3'.



WIFI	Band 3 5470~5725MHz Harmonic @ 3m	
ANT	802.11a CH116 5580MHz	
1	Horizontal	Vertical
<p><b>Peak</b></p> <p><b>Avg.</b></p>	<p>Site : 037502-ES            Condition : 5G BAND 1----3 3a 96601- RF ANT 180125 HORIZONTAL            : ENF:1000.0000Hz VBF:3000.0000Hz SFT:Auto</p>	<p>Site : 037502-ES            Condition : 5G BAND 1----3 3a 96601- RF ANT 180125 VERTICAL            : ENF:1000.0000Hz VBF:3000.0000Hz SFT:Auto</p>



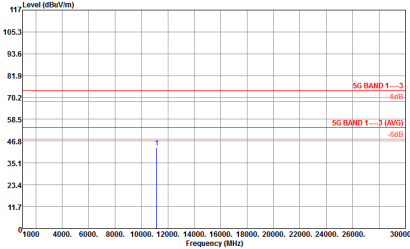
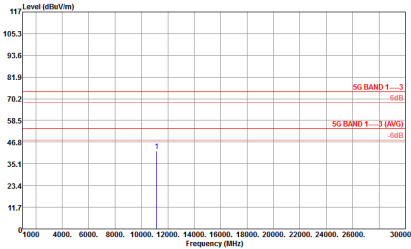
WIFI	Band 3 5470~5725MHz Harmonic @ 3m	
ANT	802.11a CH140 5700MHz	
1	Horizontal	Vertical
<p><b>Peak</b></p> <p><b>Avg.</b></p>	 <p>Site : 03C803-ES Condition : 5G BAND 1----3 3m 96601- RF ANT 180125 HORIZONTAL : BW:1000.000MHz VBW:3000.000Hz SWT:Auto</p>	 <p>Site : 03C803-ES Condition : 5G BAND 1----3 3m 96601- RF ANT 180125 VERTICAL : BW:1000.000MHz VBW:3000.000Hz SWT:Auto</p>



Band 3 5470~5725MHz  
WIFI 802.11n HT20 (Harmonic @ 3m)

WIFI	Band 3 5470~5725MHz Harmonic @ 3m	
ANT	802.11n HT20 CH100 5500MHz	
1	Horizontal	Vertical
Peak Avg.	<p>Site : 03C803-RS Condition : SG BAND 1----3 3m 96601- RF ANT 180125 HORIZONTAL : RBW:1000.000KHz YBW:3000.000KHz SMT:Auto</p>	<p>Site : 03C803-RS Condition : SG BAND 1----3 3m 96601- RF ANT 180125 VERTICAL : RBW:1000.000KHz YBW:3000.000KHz SMT:Auto</p>



WIFI	Band 3 5470~5725MHz Harmonic @ 3m	
ANT	802.11n HT20 CH116 5580MHz	
1	Horizontal	Vertical
<p><b>Peak</b></p> <p><b>Avg.</b></p>	 <p>Site : 03C902-RS            Condition : 5G BAND 1----3 3m 96601- RF ANT 180125 HORIZONTAL            : RBW:1000.0000Hz VBW:3000.0000Hz SFT:Auto</p>	 <p>Site : 03C902-RS            Condition : 5G BAND 1----3 3m 96601- RF ANT 180125 VERTICAL            : RBW:1000.0000Hz VBW:3000.0000Hz SFT:Auto</p>



WIFI	Band 3 5470~5725MHz Harmonic @ 3m	
ANT	802.11n HT20 CH140 5700MHz	
1	Horizontal	Vertical
<p><b>Peak</b></p> <p><b>Avg.</b></p>	<p>Site : 03C802-ES Condition : 5G BAND 1----3 3m 96601- RF ANT 180125 HORIZONTAL RBW:1000.000MHz VBW:3000.000Hz SWT:Auto</p>	<p>Site : 03C802-ES Condition : 5G BAND 1----3 3m 96601- RF ANT 180125 VERTICAL RBW:1000.000MHz VBW:3000.000Hz SWT:Auto</p>



Band 3 5470~5725MHz
WIFI 802.11n HT40 (Harmonic @ 3m)

Table with 3 columns: WIFI, ANT, and measurement results for Horizontal and Vertical orientations. Includes 'Peak' and 'Avg.' labels and two frequency level graphs.





WIFI	Band 3 5470~5725MHz Harmonic @ 3m	
ANT	802.11n HT40 CH110 5550MHz	
1	Horizontal	Vertical
Peak Avg.	<p>Site : 037502-ES Condition : 5G BAND 1----3 3m 96601- RF ANT 180125 HORIZONTAL : ENF:1000.0000Hz VBF:3000.0000Hz SFT:Auto</p>	<p>Site : 037502-ES Condition : 5G BAND 1----3 3m 96601- RF ANT 180125 VERTICAL : ENF:1000.0000Hz VBF:3000.0000Hz SFT:Auto</p>



WIFI	Band 3 5470~5725MHz Harmonic @ 3m	
ANT	802.11n HT40 CH134 5670MHz	
1	Horizontal	Vertical
<p><b>Peak</b></p> <p><b>Avg.</b></p>	<p>Site : 03C902-R5            Condition : 5G BAND 1----3 3m 96601- RF ANT 180125 HORIZONTAL            : BW:1000.000MHz VBW:3000.000MHz SFT:Auto</p>	<p>Site : 03C902-R5            Condition : 5G BAND 1----3 3m 96601- RF ANT 180125 VERTICAL            : BW:1000.000MHz VBW:3000.000MHz SFT:Auto</p>



Band 3 5470~5725MHz
WIFI 802.11ac VHT80 (Harmonic @ 3m)

Table with 3 columns: WIFI, ANT, and measurement results for Horizontal and Vertical orientations. Includes 'Peak' and 'Avg.' labels and two frequency level graphs.



Emission below 1GHz  
5GHz WIFI 802.11ac VHT80 (LF)

WIFI	5GHz WIFI	
ANT	802.11ac VHT80 LF	
1	Horizontal	Vertical
QP / Peak	<p>Site : 00CND-ES Condition : 5G BAND 1----3 3m LF ANT 6DB 201704 HORIZONTAL RBW:100.000KHz VBW:500.000KHz SFT:Auto</p>	<p>Site : 00CND-ES Condition : 5G BAND 1----3 3m LF ANT 6DB 201704 VERTICAL RBW:100.000KHz VBW:500.000KHz SFT:Auto</p>

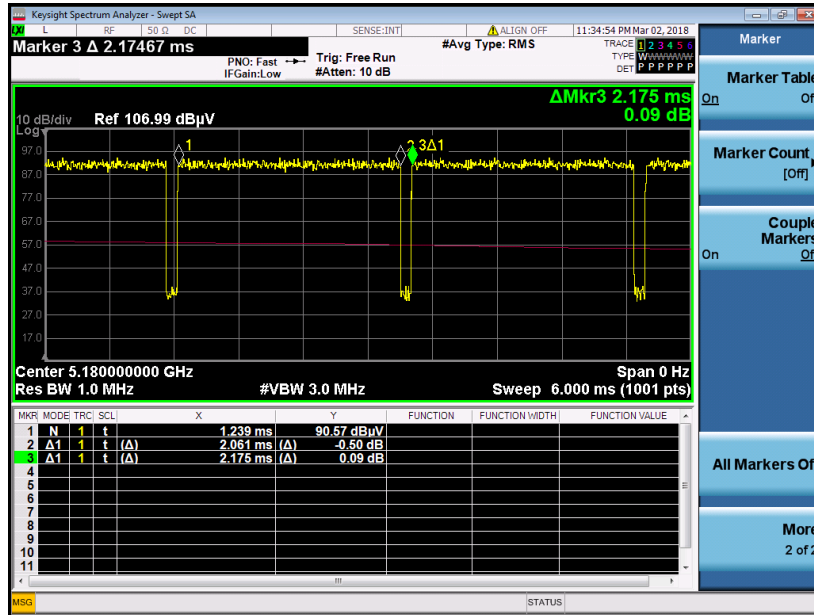


### Appendix C. Duty Cycle Plots

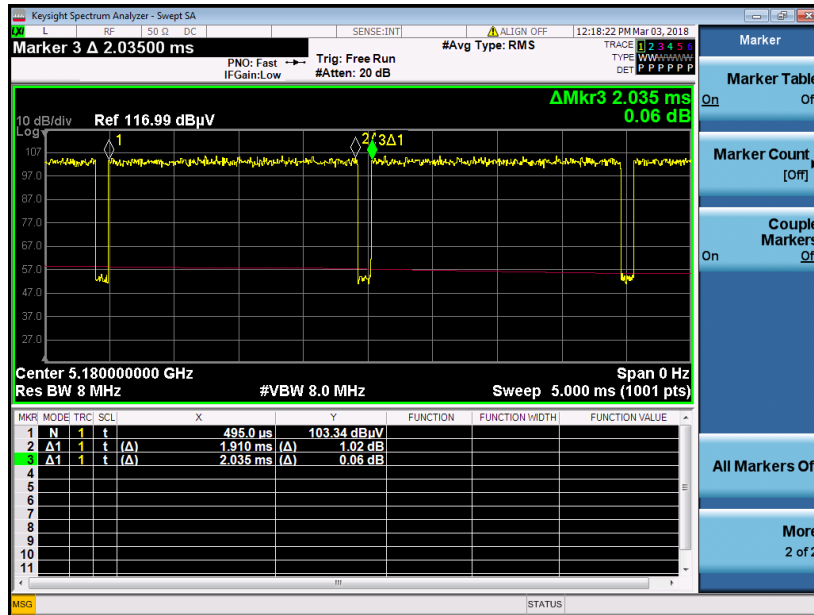
Band	Duty Cycle (%)	T(us)	1/T(kHz)	VBW Setting	Duty Factor(dB)
802.11a	94.76	2.061	0.49	1KHz	0.29
5GHz 802.11n HT20	93.86	1.910	0.52	1KHz	0.16
5GHz 802.11n HT40	90.80	0.948	1.055	3KHz	0.27
5GHz 802.11ac VHT80	82.50	0.462	2.165	3KHz	0.60



802.11a

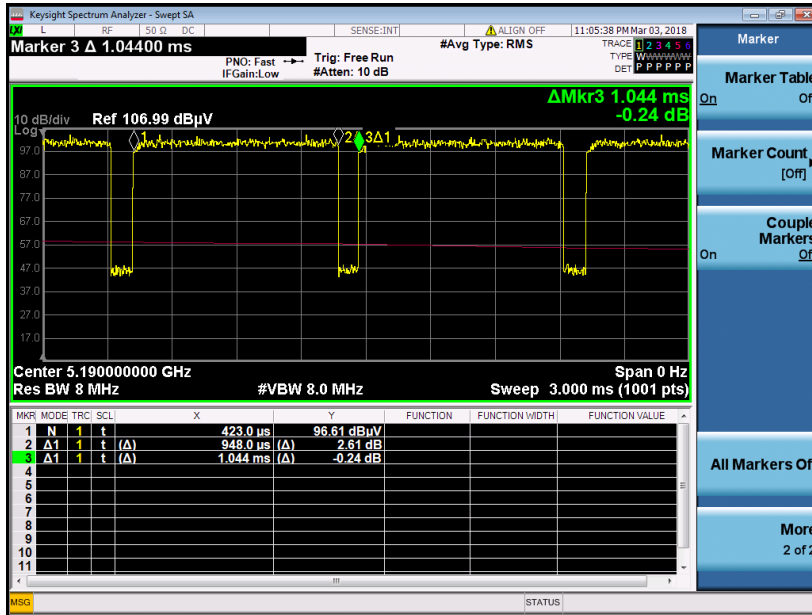


802.11n HT20





802.11n HT40



802.11ac VHT80

