



<FDD LTE SAR>

Plot No.	Ant.	Band	BW (MHz)	Modulation	RB Size	RB Offset	Test Position	Gap (mm)	Power Mode	Ch.	Freq. (MHz)	Average Power (dBm)	Tune-Up Limit (dBm)	Tune-up Scaling Factor	Power Drift (dB)	Measured 1g SAR (W/kg)	Reported 1g SAR (W/kg)
49	1	LTE Band 12	10M	QPSK	1	0	Front	5	Full	23095	707.5	23.05	24.00	1.245	-0.13	0.531	0.661
	1	LTE Band 12	10M	QPSK	25	0	Front	5	Full	23095	707.5	21.98	23.00	1.265	0.12	0.282	0.357
	1	LTE Band 12	10M	QPSK	1	0	Back	5	Full	23095	707.5	23.05	24.00	1.245	0.06	0.463	0.576
	1	LTE Band 12	10M	QPSK	25	0	Back	5	Full	23095	707.5	21.98	23.00	1.265	0.05	0.246	0.311
50	1	LTE Band 13	10M	QPSK	1	0	Front	5	Full	23230	782	23.09	24.00	1.233	0.09	0.831	1.025
	1	LTE Band 13	10M	QPSK	25	0	Front	5	Full	23230	782	21.97	23.00	1.268	0.02	0.405	0.513
	1	LTE Band 13	10M	QPSK	50	0	Front	5	Full	23230	782	22.10	23.00	1.230	-0.01	0.408	0.502
	1	LTE Band 13	10M	QPSK	1	0	Back	5	Full	23230	782	23.09	24.00	1.233	0.17	0.774	0.954
	1	LTE Band 13	10M	QPSK	25	0	Back	5	Full	23230	782	21.97	23.00	1.268	0.03	0.429	0.544
	1	LTE Band 13	10M	QPSK	50	0	Back	5	Full	23230	782	22.10	23.00	1.230	0.05	0.427	0.525
51	1	LTE Band 26	15M	QPSK	1	74	Front	5	Full	26865	831.5	23.82	24.00	1.042	-0.01	1.010	1.053
	1	LTE Band 26	15M	QPSK	36	0	Front	5	Full	26865	831.5	22.79	23.00	1.050	-0.11	0.515	0.541
	1	LTE Band 26	15M	QPSK	75	0	Front	5	Full	26865	831.5	22.70	23.00	1.072	0.1	0.528	0.566
	1	LTE Band 26	15M	QPSK	1	74	Back	5	Full	26865	831.5	23.82	24.00	1.042	-0.15	1.000	1.042
	1	LTE Band 26	15M	QPSK	36	0	Back	5	Full	26865	831.5	22.79	23.00	1.050	0.04	0.451	0.473
	1	LTE Band 26	15M	QPSK	75	0	Back	5	Full	26865	831.5	22.70	23.00	1.072	0.03	0.438	0.469
52	1	LTE Band 66	20M	QPSK	1	99	Front	5	P-Sensor On	132572	1770	14.93	15.00	1.016	0.09	0.593	0.603
	1	LTE Band 66	20M	QPSK	1	99	Front	5	P-Sensor On	132072	1720	14.90	15.00	1.023	0.04	0.499	0.511
	1	LTE Band 66	20M	QPSK	1	99	Front	5	P-Sensor On	132322	1745	14.93	15.00	1.016	0.17	0.558	0.567
	1	LTE Band 66	20M	QPSK	50	0	Front	5	P-Sensor On	132572	1770	12.27	14.00	1.489	0.09	0.276	0.411
	1	LTE Band 66	20M	QPSK	1	99	Back	5	P-Sensor On	132572	1770	14.93	15.00	1.016	0.11	0.393	0.399
	1	LTE Band 66	20M	QPSK	50	0	Back	5	P-Sensor On	132572	1770	12.27	14.00	1.489	0.09	0.183	0.273
	1	LTE Band 25	20M	QPSK	1	0	Front	5	P-Sensor On	26340	1880	15.90	16.00	1.023	0.01	0.676	0.692
53	1	LTE Band 25	20M	QPSK	1	0	Front	5	P-Sensor On	26140	1860	15.55	16.00	1.109	0.17	0.633	0.702
	1	LTE Band 25	20M	QPSK	1	0	Front	5	P-Sensor On	26590	1905	15.78	16.00	1.052	-0.05	0.654	0.688
	1	LTE Band 25	20M	QPSK	50	0	Front	5	P-Sensor On	26340	1880	13.52	15.00	1.406	0.01	0.364	0.512
	1	LTE Band 25	20M	QPSK	1	0	Back	5	P-Sensor On	26340	1880	15.90	16.00	1.023	0.16	0.492	0.503
	1	LTE Band 25	20M	QPSK	50	0	Back	5	P-Sensor On	26340	1880	13.52	15.00	1.406	0.1	0.264	0.371



Plot No.	Ant.	Band	BW (MHz)	Modulation	RB Size	RB Offset	Test Position	Gap (mm)	Power Mode	Ch.	Freq. (MHz)	Average Power (dBm)	Tune-Up Limit (dBm)	Tune-up Scaling Factor	Power Drift (dB)	Measured 1g SAR (W/kg)	Reported 1g SAR (W/kg)
	2	LTE Band 30	10M	QPSK	1	0	Front	5	P-Sensor On	27710	2310	19.48	19.50	1.005	0.05	0.701	0.704
	2	LTE Band 30	10M	QPSK	25	0	Front	5	P-Sensor On	27710	2310	16.92	18.50	1.439	0.03	0.355	0.511
	2	LTE Band 30	10M	QPSK	1	0	Back	5	P-Sensor On	27710	2310	19.48	19.50	1.005	-0.07	0.732	0.735
	2	LTE Band 30	10M	QPSK	25	0	Back	5	P-Sensor On	27710	2310	16.92	18.50	1.439	0.05	0.400	0.576
54	3	LTE Band 30	10M	QPSK	1	0	Front	5	P-Sensor On	27710	2310	19.48	19.50	1.005	0.13	0.777	0.781
	3	LTE Band 30	10M	QPSK	25	0	Front	5	P-Sensor On	27710	2310	16.92	18.50	1.439	-0.03	0.395	0.568
	3	LTE Band 30	10M	QPSK	1	0	Back	5	P-Sensor On	27710	2310	19.48	19.50	1.005	0.15	0.634	0.637
	3	LTE Band 30	10M	QPSK	25	0	Back	5	P-Sensor On	27710	2310	16.92	18.50	1.439	-0.06	0.317	0.456
	2	LTE Band 7	20M	QPSK	1	0	Front	5	P-Sensor On	21350	2560	18.45	18.50	1.012	-0.09	0.733	0.741
	2	LTE Band 7	20M	QPSK	1	0	Front	5	P-Sensor On	20850	2510	18.25	18.50	1.059	-0.07	0.758	0.803
	2	LTE Band 7	20M	QPSK	1	0	Front	5	P-Sensor On	21100	2535	18.10	18.50	1.096	0.02	0.760	0.833
	2	LTE Band 7	20M	QPSK	50	0	Front	5	P-Sensor On	21350	2560	15.75	17.50	1.496	0.17	0.386	0.578
	2	LTE Band 7	20M	QPSK	100	0	Front	5	P-Sensor On	21350	2560	15.74	17.50	1.500	0.02	0.374	0.561
	2	LTE Band 7	20M	QPSK	1	0	Back	5	P-Sensor On	21350	2560	18.45	18.50	1.012	0.04	0.614	0.621
	2	LTE Band 7	20M	QPSK	50	0	Back	5	P-Sensor On	21350	2560	15.75	17.50	1.496	-0.17	0.322	0.482
	3	LTE Band 7	20M	QPSK	1	0	Front	5	P-Sensor On	21350	2560	18.45	18.50	1.012	0.01	0.819	0.828
55	3	LTE Band 7	20M	QPSK	1	0	Front	5	P-Sensor On	20850	2510	18.25	18.50	1.059	-0.15	0.907	0.961
	3	LTE Band 7	20M	QPSK	1	0	Front	5	P-Sensor On	21100	2535	18.10	18.50	1.096	0.01	0.869	0.953
	3	LTE Band 7	20M	QPSK	50	0	Front	5	P-Sensor On	21350	2560	15.75	17.50	1.496	0.04	0.467	0.699
	3	LTE Band 7	20M	QPSK	100	0	Front	5	P-Sensor On	21350	2560	15.74	17.50	1.500	0.02	0.386	0.579
	3	LTE Band 7	20M	QPSK	1	0	Back	5	P-Sensor On	21350	2560	18.45	18.50	1.012	0.01	0.656	0.664
	3	LTE Band 7	20M	QPSK	50	0	Back	5	P-Sensor On	21350	2560	15.75	17.50	1.496	0.02	0.346	0.518



<TDD LTE SAR>

Plot No.	Ant.	Band	BW (MHz)	Modulation	RB Size	RB Offset	Test Position	Gap (mm)	Power Mode	Ch.	Freq. (MHz)	Average Power (dBm)	Tune-Up Limit (dBm)	Tune-up Scaling Factor	Duty Cycle %	Duty Cycle Scaling Factor	Power Drift (dB)	Measured 1g SAR (W/kg)	Reported 1g SAR (W/kg)
	2	LTE Band 41	20M	QPSK	1	0	Front	5	P-Sensor On	40620	2593	19.89	20.00	1.026	62.9	1.006	0.06	0.501	0.517
	2	LTE Band 41	20M	QPSK	1	0	Front	5	P-Sensor On	39750	2506	19.77	20.00	1.054	62.9	1.006	0.04	0.901	0.956
	2	LTE Band 41	20M	QPSK	1	0	Front	5	P-Sensor On	40185	2549.5	19.64	20.00	1.086	62.9	1.006	0.07	0.436	0.477
	2	LTE Band 41	20M	QPSK	1	0	Front	5	P-Sensor On	41055	2636.5	19.64	20.00	1.086	62.9	1.006	0.07	0.309	0.338
	2	LTE Band 41	20M	QPSK	1	0	Front	5	P-Sensor On	41490	2680	19.54	20.00	1.112	62.9	1.006	0.12	0.485	0.542
	2	LTE Band 41	20M	QPSK	50	0	Front	5	P-Sensor On	40620	2593	17.33	19.00	1.469	62.9	1.006	0.18	0.332	0.491
	2	LTE Band 41	20M	QPSK	100	0	Front	5	P-Sensor On	40620	2593	17.22	19.00	1.507	62.9	1.006	0.05	0.339	0.514
	2	LTE Band 41	20M	QPSK	1	0	Back	5	P-Sensor On	40620	2593	19.89	20.00	1.026	62.9	1.006	0.14	0.531	0.548
	2	LTE Band 41	20M	QPSK	50	0	Back	5	P-Sensor On	40620	2593	17.33	19.00	1.469	62.9	1.006	0.01	0.290	0.429
	3	LTE Band 41	20M	QPSK	1	0	Front	5	P-Sensor On	40620	2593	19.89	20.00	1.026	62.9	1.006	0.08	0.467	0.482
56	3	LTE Band 41	20M	QPSK	1	0	Front	5	P-Sensor On	39750	2506	19.77	20.00	1.054	62.9	1.006	-0.04	1.020	1.082
	3	LTE Band 41	20M	QPSK	1	0	Front	5	P-Sensor On	40185	2549.5	19.64	20.00	1.086	62.9	1.006	-0.09	0.828	0.905
	3	LTE Band 41	20M	QPSK	1	0	Front	5	P-Sensor On	41055	2636.5	19.64	20.00	1.086	62.9	1.006	0.17	0.624	0.682
	3	LTE Band 41	20M	QPSK	1	0	Front	5	P-Sensor On	41490	2680	19.54	20.00	1.112	62.9	1.006	-0.02	0.722	0.807
	3	LTE Band 41	20M	QPSK	50	0	Front	5	P-Sensor On	40620	2680	17.33	19.00	1.469	62.9	1.006	0.13	0.377	0.557
	3	LTE Band 41	20M	QPSK	100	0	Front	5	P-Sensor On	40620	2593	17.22	19.00	1.507	62.9	1.006	0.14	0.211	0.320
	3	LTE Band 41	20M	QPSK	1	0	Back	5	P-Sensor On	40620	2680	19.89	20.00	1.026	62.9	1.006	0.17	0.439	0.453
	3	LTE Band 41	20M	QPSK	50	0	Back	5	P-Sensor On	40620	2593	17.33	19.00	1.469	62.9	1.006	0.16	0.215	0.318

<WLAN 2.4GHz SAR>

Plot No.	Band	Mode	Test Position	Gap (mm)	Power Mode	Ch.	Freq. (MHz)	Average Power (dBm)	Tune-Up Limit (dBm)	Tune-up Scaling Factor	Duty Cycle %	Duty Cycle Scaling Factor	Power Drift (dB)	Max Area Scan SAR	Measured 1g SAR (W/kg)	Reported 1g SAR (W/kg)
	WLAN2.4GHz	802.11b 1Mbps	Front	5	Full	11	2462	17.56	18.00	1.107	97.94	1.021	-0.05	0.294	0.151	0.171
	WLAN2.4GHz	802.11b 1Mbps	Back	5	Full	11	2462	17.56	18.00	1.107	97.94	1.021	-0.08	0.367	0.266	0.301
	WLAN2.4GHz	802.11b 1Mbps	Back	5	Full	1	2412	16.62	18.00	1.374	97.94	1.021	-0.12		0.249	0.349
57	WLAN2.4GHz	802.11b 1Mbps	Back	5	Full	6	2437	17.44	18.00	1.138	97.94	1.021	0.08		0.368	0.427
	WLAN2.4GHz	802.11b 1Mbps	Front with Headset 1	5	Full	6	2437	17.56	18.00	1.107	97.94	1.021	-0.05	0.294	0.144	0.163
	WLAN2.4GHz	802.11b 1Mbps	Front with Headset 2	5	Full	6	2437	17.56	18.00	1.107	97.94	1.021	-0.05		0.138	0.156

<WLAN 5GHz SAR>

Plot No.	Band	Mode	Test Position	Gap (mm)	Power Mode	Ch.	Freq. (MHz)	Average Power (dBm)	Tune-Up Limit (dBm)	Tune-up Scaling Factor	Duty Cycle %	Duty Cycle Scaling Factor	Power Drift (dB)	Measured 1g SAR (W/kg)	Reported 1g SAR (W/kg)
	WLAN5.3GHz	802.11a 6Mbps	Front	5	P-Sensor On	64	5320	16.12	16.50	1.092	87.96	1.137	0.04	0.923	1.146
	WLAN5.3GHz	802.11a 6Mbps	Back	5	P-Sensor On	64	5320	16.12	16.50	1.092	87.96	1.137	-0.08	0.681	0.846
58	WLAN5.3GHz	802.11a 6Mbps	Front	5	P-Sensor On	56	5280	16.00	16.50	1.123	87.96	1.137	-0.07	0.914	1.167
	WLAN5.3GHz	802.11a 6Mbps	Front	5	P-Sensor On	52	5260	15.85	16.50	1.162	87.96	1.137	0.01	0.864	1.142
	WLAN5.3GHz	802.11a 6Mbps	Back	5	P-Sensor On	56	5280	16.00	16.50	1.123	87.96	1.137	0.02	0.754	0.963
	WLAN5.3GHz	802.11a 6Mbps	Front with Headset 1	5	P-Sensor On	56	5280	16.00	16.50	1.123	87.96	1.137	-0.06	0.810	1.034
	WLAN5.3GHz	802.11a 6Mbps	Front with Headset 1	5	P-Sensor On	64	5320	16.12	16.50	1.092	87.96	1.137	-0.03	0.833	1.034
	WLAN5.3GHz	802.11a 6Mbps	Front with Headset 2	5	P-Sensor On	64	5320	16.12	16.50	1.092	87.96	1.137	-0.05	0.820	1.018
	WLAN5.5GHz	802.11a 6Mbps	Front	5	Full	116	5580	17.11	17.50	1.095	87.96	1.137	0.08	0.529	0.658
	WLAN5.5GHz	802.11a 6Mbps	Back	5	Full	116	5580	17.11	17.50	1.095	87.96	1.137	0.02	0.794	0.988
59	WLAN5.5GHz	802.11a 6Mbps	Back	5	Full	124	5620	16.68	17.50	1.208	87.96	1.137	0.08	0.850	1.167
	WLAN5.5GHz	802.11a 6Mbps	Back	5	Full	100	5500	16.54	17.50	1.247	87.96	1.137	-0.04	0.811	1.150
	WLAN5.5GHz	802.11a 6Mbps	Back	5	Full	140	5500	15.84	16.00	1.038	87.96	1.137	-0.04	0.825	0.974
	WLAN5.5GHz	802.11a 6Mbps	Front with Headset 1	5	Full	116	5580	17.11	17.50	1.095	87.96	1.137	0.05	0.521	0.648
	WLAN 5.8GHz	802.11a 6Mbps	Front	5	P-Sensor On	149	5745	15.17	15.50	1.080	87.96	1.137	0.06	0.510	0.626
60	WLAN 5.8GHz	802.11a 6Mbps	Back	5	P-Sensor On	149	5745	15.17	15.50	1.080	87.96	1.137	0.01	0.801	0.983
	WLAN 5.8GHz	802.11a 6Mbps	Back	5	P-Sensor On	157	5785	14.51	15.50	1.257	87.96	1.137	0.01	0.681	0.973
	WLAN 5.8GHz	802.11a 6Mbps	Back	5	P-Sensor On	165	5825	13.73	15.50	1.504	87.96	1.137	0.01	0.571	0.977
	WLAN 5.8GHz	802.11a 6Mbps	Front with Headset 1	5	P-Sensor On	149	5745	15.17	15.50	1.080	87.96	1.137	0.03	0.480	0.589

<Bluetooth SAR>

Plot No.	Band	Mode	Test Position	Gap (mm)	Ch.	Freq. (MHz)	Average Power (dBm)	Tune-Up Limit (dBm)	Tune-up Scaling Factor	Duty Cycle %	Duty Cycle Scaling Factor	Power Drift (dB)	Measured 1g SAR (W/kg)	Reported 1g SAR (W/kg)
	Bluetooth	1Mbps	Front	5	39	2441	11.63	12.00	1.089	77.00	1.082	0.04	0.066	0.078
61	Bluetooth	1Mbps	Back	5	39	2441	11.63	12.00	1.089	77.00	1.082	-0.17	0.093	0.110
	Bluetooth	1Mbps	Back	5	0	2402	11.02	12.00	1.253	77.00	1.082	0.05	0.077	0.105
	Bluetooth	1Mbps	Back	5	78	2480	11.07	12.00	1.239	77.00	1.082	-0.18	0.054	0.072
	Bluetooth	1Mbps	Front with Headset 1	5	39	2441	11.63	12.00	1.089	77.00	1.082	0.04	0.051	0.060
	Bluetooth	1Mbps	Front with Headset 2	5	39	2441	11.63	12.00	1.089	77.00	1.082	0.04	0.048	0.057



14.4 Product specific 10g SAR

<GSM SAR>

Plot No.	Ant.	Band	Mode	Test Position	Gap (mm)	Power Mode	Ch.	Freq. (MHz)	Average Power (dBm)	Tune-Up Limit (dBm)	Tune-up Scaling Factor	Power Drift (dB)	Measured 10g SAR (W/kg)	Reported 10g SAR (W/kg)
	1	GSM1900	GPRS 2 Tx slots	Front	0	Handheld On	810	1909.8	28.42	29.00	1.143	0.09	2.320	2.651
	1	GSM1900	GPRS 2 Tx slots	Front	0	Handheld On	512	1850.2	28.23	29.00	1.194	-0.09	2.560	3.057
	1	GSM1900	GPRS 2 Tx slots	Front	0	Handheld On	661	1909.8	28.04	29.00	1.247	0.02	2.510	3.131
	1	GSM1900	GPRS 2 Tx slots	Back	0	Handheld On	810	1909.8	28.42	29.00	1.143	0.11	2.030	2.320
	1	GSM1900	GPRS 2 Tx slots	Back	0	Handheld On	512	1850.2	28.23	29.00	1.194	0.02	1.940	2.316
	1	GSM1900	GPRS 2 Tx slots	Back	0	Handheld On	661	1909.8	28.04	29.00	1.247	0.09	2.070	2.582
	1	GSM1900	GPRS 2 Tx slots	Bottom Side	0	Handheld On	810	1909.8	28.42	29.00	1.143	-0.03	2.560	2.926
62	1	GSM1900	GPRS 2 Tx slots	Bottom Side	0	Handheld On	512	1850.2	28.23	29.00	1.194	0.12	2.850	3.403
	1	GSM1900	GPRS 2 Tx slots	Bottom Side	0	Handheld On	661	1909.8	28.04	29.00	1.247	0.05	2.590	3.231

<WCDMA SAR>

Plot No.	Ant.	Band	Mode	Test Position	Gap (mm)	Power Mode	Ch.	Freq. (MHz)	Average Power (dBm)	Tune-Up Limit (dBm)	Tune-up Scaling Factor	Power Drift (dB)	Measured 10g SAR (W/kg)	Reported 10g SAR (W/kg)
	1	WCDMA Band IV	RMC 12.2Kbps	Front	0	Handheld On	1513	1752.6	19.30	20.50	1.318	0.09	1.370	1.806
	1	WCDMA Band IV	RMC 12.2Kbps	Back	0	Handheld On	1513	1752.6	19.30	20.50	1.318	-0.09	1.060	1.397
	1	WCDMA Band IV	RMC 12.2Kbps	Bottom Side	0	Handheld On	1513	1752.6	19.30	20.50	1.318	-0.09	2.040	2.689
	1	WCDMA Band IV	RMC 12.2Kbps	Bottom Side	0	Handheld On	1312	1712.4	18.96	20.50	1.426	-0.1	1.570	2.238
63	1	WCDMA Band IV	RMC 12.2Kbps	Bottom Side	0	Handheld On	1413	1732.6	19.16	20.50	1.361	-0.11	2.040	2.777
	1	WCDMA Band II	RMC 12.2Kbps	Front	0	Handheld On	9538	1907.6	19.85	21.50	1.462	0.09	1.540	2.252
	1	WCDMA Band II	RMC 12.2Kbps	Front	0	Handheld On	9262	1852.4	19.79	21.50	1.483	0.1	1.650	2.446
	1	WCDMA Band II	RMC 12.2Kbps	Front	0	Handheld On	9400	1880	19.67	21.50	1.524	0.17	1.590	2.423
	1	WCDMA Band II	RMC 12.2Kbps	Back	0	Handheld On	9538	1907.6	19.85	21.50	1.462	-0.09	1.290	1.886
	1	WCDMA Band II	RMC 12.2Kbps	Bottom Side	0	Handheld On	9538	1907.6	19.85	21.50	1.462	-0.05	1.920	2.807
64	1	WCDMA Band II	RMC 12.2Kbps	Bottom Side	0	Handheld On	9262	1852.4	19.79	21.50	1.483	-0.15	1.930	2.861
	1	WCDMA Band II	RMC 12.2Kbps	Bottom Side	0	Handheld On	9400	1880	19.67	21.50	1.524	0.01	1.870	2.850

<CDMA2000 SAR>

Plot No.	Ant.	Band	Mode	Test Position	Gap (mm)	Power Mode	Ch.	Freq. (MHz)	Average Power (dBm)	Tune-Up Limit (dBm)	Tune-up Scaling Factor	Power Drift (dB)	Measured 10g SAR (W/kg)	Reported 10g SAR (W/kg)
	1	CDMA2000 BC1	RTAP 153.6Kbps	Front	0	Handheld On	25	1851.25	19.97	20.50	1.130	-0.07	2.780	3.141
	1	CDMA2000 BC1	RTAP 153.6Kbps	Front	0	Handheld On	600	1880	19.88	20.50	1.153	-0.02	2.840	3.276
65	1	CDMA2000 BC1	RTAP 153.6Kbps	Front	0	Handheld On	1175	1908.75	19.77	20.50	1.183	0.01	2.780	3.289
	1	CDMA2000 BC1	RTAP 153.6Kbps	Back	0	Handheld On	25	1851.25	19.97	20.50	1.130	0.03	2.410	2.723
	1	CDMA2000 BC1	RTAP 153.6Kbps	Back	0	Handheld On	600	1880	19.88	20.50	1.153	0.01	2.360	2.722
	1	CDMA2000 BC1	RTAP 153.6Kbps	Back	0	Handheld On	1175	1908.75	19.77	20.50	1.183	0.06	2.460	2.910
	1	CDMA2000 BC1	RTAP 153.6Kbps	Bottom Side	0	Handheld On	25	1851.25	19.97	20.50	1.130	-0.04	2.740	3.096
	1	CDMA2000 BC1	RTAP 153.6Kbps	Bottom Side	0	Handheld On	600	1880	19.88	20.50	1.153	-0.02	2.560	2.953
	1	CDMA2000 BC1	RTAP 153.6Kbps	Bottom Side	0	Handheld On	1175	1908.75	19.77	20.50	1.183	-0.01	2.500	2.958



<FDD LTE SAR>

Plot No.	Ant.	Band	BW (MHz)	Modulation	RB Size	RB Offset	Test Position	Gap (mm)	Power Mode	Ch.	Freq. (MHz)	Average Power (dBm)	Tune-Up Limit (dBm)	Tune-up Scaling Factor	Power Drift (dB)	Measured 10g SAR (W/kg)	Reported 10g SAR (W/kg)
	1	LTE Band 66	20M	QPSK	1	99	Front	0	Handheld On	132572	1770	20.49	20.50	1.002	0.09	2.850	2.857
	1	LTE Band 66	20M	QPSK	1	99	Front	0	Handheld On	132072	1720	20.47	20.50	1.007	-0.09	2.750	2.769
	1	LTE Band 66	20M	QPSK	1	99	Front	0	Handheld On	132322	1745	20.44	20.50	1.014	0.02	2.820	2.859
	1	LTE Band 66	20M	QPSK	50	0	Front	0	Handheld On	132572	1770	18.03	19.50	1.403	0.01	1.420	1.992
	1	LTE Band 66	20M	QPSK	100	0	Front	0	Handheld On	132572	1770	18.17	19.50	1.358	0.03	1.380	1.874
	1	LTE Band 66	20M	QPSK	1	99	Back	0	Handheld On	132572	1770	20.49	20.50	1.002	0.11	2.270	2.275
	1	LTE Band 66	20M	QPSK	1	99	Back	0	Handheld On	132072	1720	20.47	20.50	1.007	0.09	2.230	2.245
	1	LTE Band 66	20M	QPSK	1	99	Back	0	Handheld On	132322	1745	20.44	20.50	1.014	0.09	2.270	2.302
	1	LTE Band 66	20M	QPSK	50	0	Back	0	Handheld On	132572	1770	18.03	19.50	1.403	0.01	1.280	1.796
	1	LTE Band 66	20M	QPSK	100	0	Back	0	Handheld On	132572	1770	18.17	19.50	1.358	0.03	1.160	1.576
	1	LTE Band 66	20M	QPSK	1	99	Bottom Side	0	Handheld On	132572	1770	20.49	20.50	1.002	0.03	3.380	3.388
	1	LTE Band 66	20M	QPSK	1	99	Bottom Side	0	Handheld On	132072	1720	20.47	20.50	1.007	0.05	3.270	3.293
66	1	LTE Band 66	20M	QPSK	1	99	Bottom Side	0	Handheld On	132322	1745	20.44	20.50	1.014	-0.09	3.350	3.397
	1	LTE Band 66	20M	QPSK	50	0	Bottom Side	0	Handheld On	132572	1770	18.03	19.50	1.403	0.02	2.080	2.918
	1	LTE Band 66	20M	QPSK	50	0	Bottom Side	0	Handheld On	132072	1720	17.92	19.50	1.439	-0.05	2.010	2.892
	1	LTE Band 66	20M	QPSK	50	0	Bottom Side	0	Handheld On	132322	1745	18.01	19.50	1.409	0.05	1.980	2.790
	1	LTE Band 66	20M	QPSK	100	0	Bottom Side	0	Handheld On	132572	1770	18.17	19.50	1.358	-0.01	2.030	2.757
	1	LTE Band 25	20M	QPSK	1	99	Front	0	Handheld On	26590	1905	21.49	21.50	1.002	0.16	2.830	2.837
	1	LTE Band 25	20M	QPSK	1	99	Front	0	Handheld On	26140	1860	21.24	21.50	1.062	0.01	2.790	2.962
	1	LTE Band 25	20M	QPSK	1	99	Front	0	Handheld On	26340	1880	21.39	21.50	1.026	0.08	2.920	2.995
	1	LTE Band 25	20M	QPSK	50	0	Front	0	Handheld On	26590	1905	19.07	20.50	1.390	0.01	1.780	2.474
	1	LTE Band 25	20M	QPSK	50	0	Front	0	Handheld On	26140	1860	18.73	20.50	1.503	0.01	1.130	1.699
	1	LTE Band 25	20M	QPSK	50	0	Front	0	Handheld On	26340	1880	18.93	20.50	1.435	0.08	1.840	2.641
	1	LTE Band 25	20M	QPSK	100	0	Front	0	Handheld On	26590	1905	19.09	20.50	1.384	0.03	1.760	2.435
	1	LTE Band 25	20M	QPSK	1	99	Back	0	Handheld On	26590	1905	21.49	21.50	1.002	-0.05	2.440	2.446
	1	LTE Band 25	20M	QPSK	1	99	Back	0	Handheld On	26140	1860	21.24	21.50	1.062	0.17	2.390	2.537
	1	LTE Band 25	20M	QPSK	1	99	Back	0	Handheld On	26340	1880	21.39	21.50	1.026	0.1	2.400	2.462
	1	LTE Band 25	20M	QPSK	50	0	Back	0	Handheld On	26590	1905	19.07	20.50	1.390	0.01	1.530	2.127
	1	LTE Band 25	20M	QPSK	50	0	Back	0	Handheld On	26140	1860	18.73	20.50	1.503	0.01	1.500	2.255
	1	LTE Band 25	20M	QPSK	50	0	Back	0	Handheld On	26340	1880	18.93	20.50	1.435	0.08	1.510	2.168
	1	LTE Band 25	20M	QPSK	100	0	Back	0	Handheld On	26590	1905	19.09	20.50	1.384	0.05	1.480	2.048
	1	LTE Band 25	20M	QPSK	1	99	Bottom Side	0	Handheld On	26590	1905	21.49	21.50	1.002	0.04	3.330	3.338
67	1	LTE Band 25	20M	QPSK	1	99	Bottom Side	0	Handheld On	26140	1860	21.24	21.50	1.062	-0.06	3.410	3.620
	1	LTE Band 25	20M	QPSK	1	99	Bottom Side	0	Handheld On	26340	1880	21.39	21.50	1.026	0.02	3.260	3.344
	1	LTE Band 25	20M	QPSK	50	0	Bottom Side	0	Handheld On	26590	1905	19.07	20.50	1.390	-0.08	1.950	2.710
	1	LTE Band 25	20M	QPSK	50	0	Bottom Side	0	Handheld On	26140	1860	18.73	20.50	1.503	0.01	2.050	3.081
	1	LTE Band 25	20M	QPSK	50	0	Bottom Side	0	Handheld On	26340	1880	18.93	20.50	1.435	0.05	1.910	2.742
	1	LTE Band 25	20M	QPSK	100	0	Bottom Side	0	Handheld On	26590	1905	19.09	20.50	1.384	0.03	1.850	2.560



<FDD LTE SAR>

Plot No.	Ant.	Band	BW (MHz)	Modulation	RB Size	RB Offset	Test Position	Gap (mm)	Power Mode	Ch.	Freq. (MHz)	Average Power (dBm)	Tune-Up Limit (dBm)	Tune-up Scaling Factor	Power Drift (dB)	Measured 10g SAR (W/kg)	Reported 10g SAR (W/kg)
	2	LTE Band 30	10M	QPSK	1	0	Front	0	Full	27710	2310	23.22	24.00	1.197	-0.01	0.800	0.957
	2	LTE Band 30	10M	QPSK	25	0	Front	0	Full	27710	2310	22.01	23.00	1.256	0.03	0.635	0.798
	2	LTE Band 30	10M	QPSK	1	0	Back	0	Full	27710	2310	23.22	24.00	1.197	0.02	0.856	1.024
	2	LTE Band 30	10M	QPSK	25	0	Back	0	Full	27710	2310	22.01	23.00	1.256	0.05	0.690	0.867
	2	LTE Band 30	10M	QPSK	1	0	Left Side	0	Full	27710	2310	23.22	24.00	1.197	0.01	0.743	0.889
	2	LTE Band 30	10M	QPSK	25	0	Left Side	0	Full	27710	2310	22.01	23.00	1.256	0.02	0.590	0.741
68	3	LTE Band 30	10M	QPSK	1	0	Front	0	Full	27710	2310	23.22	24.00	1.197	0.09	1.070	1.281
	3	LTE Band 30	10M	QPSK	25	0	Front	0	Full	27710	2310	22.01	23.00	1.256	0.03	0.850	1.068
	3	LTE Band 30	10M	QPSK	1	0	Back	0	Full	27710	2310	23.22	24.00	1.197	0.01	0.881	1.054
	3	LTE Band 30	10M	QPSK	25	0	Back	0	Full	27710	2310	22.01	23.00	1.256	0.01	0.680	0.854
	3	LTE Band 30	10M	QPSK	1	0	Right Side	0	Full	27710	2310	23.22	24.00	1.197	0.01	0.739	0.884
	3	LTE Band 30	10M	QPSK	25	0	Right Side	0	Full	27710	2310	22.01	23.00	1.256	0.01	0.58	0.728
	2	LTE Band 7	20M	QPSK	1	0	Front	0	Full	21350	2560	23.25	24.00	1.189	-0.01	0.919	1.092
	2	LTE Band 7	20M	QPSK	1	0	Front	0	Full	20850	2510	23.24	24.00	1.191	0.01	0.850	1.013
	2	LTE Band 7	20M	QPSK	1	0	Front	0	Full	21100	2535	23.16	24.00	1.213	0.03	0.840	1.019
	2	LTE Band 7	20M	QPSK	50	0	Front	0	Full	21350	2560	22.32	23.00	1.169	0.02	0.720	0.842
	2	LTE Band 7	20M	QPSK	1	0	Back	0	Full	21350	2560	23.25	24.00	1.189	-0.14	0.869	1.033
	2	LTE Band 7	20M	QPSK	50	0	Back	0	Full	21350	2560	22.32	23.00	1.169	0.02	0.690	0.807
	2	LTE Band 7	20M	QPSK	1	0	Left Side	0	Full	21350	2560	23.25	24.00	1.189	-0.14	0.820	0.975
	2	LTE Band 7	20M	QPSK	50	0	Left Side	0	Full	21350	2560	22.32	23.00	1.169	0.02	0.670	0.784
	3	LTE Band 7	20M	QPSK	1	0	Front	0	Full	21350	2560	23.25	24.00	1.189	0.17	0.845	1.004
	3	LTE Band 7	20M	QPSK	50	0	Front	0	Full	21350	2560	22.32	23.00	1.169	0.02	0.670	0.784
69	3	LTE Band 7	20M	QPSK	1	0	Back	0	Full	21350	2560	23.25	24.00	1.189	0.04	0.932	1.108
	3	LTE Band 7	20M	QPSK	1	0	Back	0	Full	20850	2510	23.24	24.00	1.191	0.01	0.841	1.002
	3	LTE Band 7	20M	QPSK	1	0	Back	0	Full	21100	2535	23.16	24.00	1.213	0.03	0.835	1.013
	3	LTE Band 7	20M	QPSK	50	0	Back	0	Full	21350	2560	22.32	23.00	1.169	0.05	0.730	0.854
	3	LTE Band 7	20M	QPSK	1	0	Right Side	0	Full	21350	2560	23.25	24.00	1.189	0.07	0.693	0.824
	3	LTE Band 7	20M	QPSK	50	0	Right Side	0	Full	21350	2560	22.32	23.00	1.169	0.05	0.550	0.643



<TDD LTE SAR>

Plot No.	Ant.	Band	BW (MHz)	Modulation	RB Size	RB Offset	Test Position	Gap (mm)	Power Mode	Ch.	Freq. (MHz)	Average Power (dBm)	Tune-Up Limit (dBm)	Tune-up Scaling Factor	Duty Cycle %	Duty Cycle Scaling Factor	Power Drift (dB)	Measured 10g SAR (W/kg)	Reported 10g SAR (W/kg)
70	2	LTE Band 41	20M	QPSK	1	99	Front	0	Full	40620	2593	23.69	24.00	1.074	62.9	1.006	0.03	0.588	0.635
	2	LTE Band 41	20M	QPSK	50	0	Front	0	Full	40620	2593	22.62	23.00	1.091	62.9	1.006	0.01	0.462	0.507
	2	LTE Band 41	20M	QPSK	1	99	Back	0	Full	40620	2593	23.69	24.00	1.074	62.9	1.006	-0.19	0.506	0.547
	2	LTE Band 41	20M	QPSK	50	0	Back	0	Full	40620	2593	22.62	23.00	1.091	62.9	1.006	0.03	0.401	0.440
	2	LTE Band 41	20M	QPSK	1	99	Front	0	Full	39750	2506	23.45	24.00	1.135	62.9	1.006	0.04	0.552	0.630
	2	LTE Band 41	20M	QPSK	1	99	Front	0	Full	40185	2549.5	23.61	24.00	1.094	62.9	1.006	0.01	0.410	0.451
	2	LTE Band 41	20M	QPSK	1	99	Front	0	Full	41055	2636.5	23.67	24.00	1.079	62.9	1.006	0.03	0.440	0.478
	2	LTE Band 41	20M	QPSK	1	99	Front	0	Full	41490	2680	23.45	24.00	1.135	62.9	1.006	0.05	0.426	0.486
	3	LTE Band 41	20M	QPSK	1	99	Front	0	Full	40620	2593	23.69	24.00	1.074	62.9	1.006	-0.04	0.494	0.534
	3	LTE Band 41	20M	QPSK	50	0	Front	0	Full	40620	2593	22.62	23.00	1.091	62.9	1.006	0.08	0.392	0.430
	3	LTE Band 41	20M	QPSK	1	99	Back	0	Full	40620	2593	23.69	24.00	1.074	62.9	1.006	0.01	0.550	0.594
	3	LTE Band 41	20M	QPSK	50	0	Back	0	Full	40620	2593	22.62	23.00	1.091	62.9	1.006	0.06	0.440	0.483
	3	LTE Band 41	20M	QPSK	1	99	Back	0	Full	39750	2506	23.45	24.00	1.135	62.9	1.006	0.04	0.520	0.594
	3	LTE Band 41	20M	QPSK	1	99	Back	0	Full	40185	2549.5	23.61	24.00	1.094	62.9	1.006	0.05	0.408	0.449
	3	LTE Band 41	20M	QPSK	1	99	Back	0	Full	41055	2636.5	23.67	24.00	1.079	62.9	1.006	0.09	0.272	0.295
	3	LTE Band 41	20M	QPSK	1	99	Back	0	Full	41490	2680	23.45	24.00	1.135	62.9	1.006	0.02	0.305	0.348



<WLAN 5GHz SAR>

Plot No.	Band	Mode	Test Position	Gap (mm)	Power Mode	Ch.	Freq. (MHz)	Average Power (dBm)	Tune-Up Limit (dBm)	Tune-up Scaling Factor	Duty Cycle %	Duty Cycle Scaling Factor	Power Drift (dB)	Max Area Scan SAR	Measured 10g SAR (W/kg)	Reported 10g SAR (W/kg)
71	WLAN5.3GHz	802.11a 6Mbps	Front	0	P-Sensor On	64	5320	16.12	16.50	1.054	87.96	1.137	0.01	11.854	1.670	2.002
	WLAN5.3GHz	802.11a 6Mbps	Back	0	P-Sensor On	64	5320	16.12	16.50	1.054	87.96	1.137	-0.02	5.696	0.670	0.803
	WLAN5.3GHz	802.11a 6Mbps	Right Side	0	Full	64	5320	17.27	17.50	1.054	87.96	1.137		0.163		
	WLAN5.3GHz	802.11a 6Mbps	Top Side	0	Full	64	5320	17.27	17.50	1.054	87.96	1.137		3.153		
	WLAN5.3GHz	802.11a 6Mbps	Front	0	P-Sensor On	52	5260	15.85	16.50	1.164	87.96	1.137	0.01		1.500	1.985
	WLAN5.3GHz	802.11a 6Mbps	Front	0	P-Sensor On	56	5280	16.00	16.50	1.102	87.96	1.137	0.05		1.510	1.891
72	WLAN 5.5GHz	802.11a 6Mbps	Front	0	Full	116	5580	17.11	17.50	1.094	87.96	1.137	-0.02	7.466	1.270	1.580
	WLAN 5.5GHz	802.11a 6Mbps	Back	0	Full	116	5580	17.11	17.50	1.094	87.96	1.137	0.07	3.514	0.590	0.734
	WLAN 5.5GHz	802.11a 6Mbps	Right Side	0	Full	116	5580	17.11	17.50	1.094	87.96	1.137		1.573		
	WLAN 5.5GHz	802.11a 6Mbps	Top Side	0	Full	116	5580	17.11	17.50	1.094	87.96	1.137		2.52		
	WLAN 5.5GHz	802.11a 6Mbps	Front	0	Full	100	5580	16.54	17.50	1.094	87.96	1.137	0.03		1.100	1.368
	WLAN 5.5GHz	802.11a 6Mbps	Front	0	Full	140	5580	15.84	16.00	1.094	87.96	1.137	0.05		1.240	1.542



14.5 Repeated SAR Measurement

<1g SAR>

No.	Band	Mode	BW (MHz)	Modulation	RB Size	RB Offset	Test Position	Gap (mm)	Power Mode	Ch.	Freq. (MHz)	Average Power (dBm)	Tune-Up Limit (dBm)	Tune-up Scaling Factor	Duty Cycle %	Duty Cycle Scaling Factor	Power Drift (dB)	Measured 1g SAR (W/kg)	Ratio	Reported 1g SAR (W/kg)
1st	CDMA2000 BC10	RC3 SO32	-	-	-	-	Front	5	Full	476	817.9	24.38	24.50	1.028	-	-	-0.1	1.230	1	1.264
2nd	CDMA2000 BC10	RC3 SO32	-	-	-	-	Front	5	Full	476	817.9	24.38	24.50	1.028	-	-	0.05	1.190	1.034	1.223
1st	WCDMA Band IV	RMC 12.2Kbps	-	-	-	-	Front	5	Hotspot On	1513	1752.6	16.21	16.50	1.069	-	-	0.03	0.964	1	1.031
2nd	WCDMA Band IV	RMC 12.2Kbps	-	-	-	-	Front	5	Hotspot On	1513	1752.6	16.21	16.50	1.069	-	-	0.03	0.958	1.006	1.024
1st	LTE Band 25	-	20M	QPSK	1	0	Bottom Side	5	Hotspot On	26590	1905	15.78	16.00	1.052	-	-	0.01	1.030	1	1.084
2nd	LTE Band 25	-	20M	QPSK	1	0	Bottom Side	5	Hotspot On	26590	1905	15.78	16.00	1.052	-	-	0.01	1.010	1.020	1.062
1st	LTE Band 13	-	10M	QPSK	1	0	Front	5	Full	23230	782	23.09	24.00	1.233	-	-	0.09	0.831	1	1.025
2nd	LTE Band 13	-	10M	QPSK	1	0	Front	5	Full	23230	782	23.09	24.00	1.233	-	-	0.07	0.822	1.011	1.014
1st	LTE Band 41	-	20M	QPSK	1	0	Front	5	Hotspot On	39750	2506	19.77	20.00	1.054	62.9	1.006	0.04	1.020	1	1.082
2nd	LTE Band 41	-	20M	QPSK	1	0	Front	5	Hotspot On	39750	2506	19.77	20.00	1.054	62.9	1.006	-0.04	1.010	1.010	1.071
1st	WLAN 5.2GHz	802.11a 6Mbps	-	-	-	-	Back	5	Hotspot On	36	5180	13.94	15.00	1.276	87.96	1.137	0.02	0.810	1	1.176
2nd	WLAN 5.2GHz	802.11a 6Mbps	-	-	-	-	Back	5	Hotspot On	36	5180	13.94	15.00	1.276	87.96	1.137	0.01	0.805	1.006	1.168
1st	WLAN 5.3GHz	802.11a 6Mbps	-	-	-	-	Front	5	P-Sensor On	64	5320	16.12	16.50	1.092	87.96	1.137	0.04	0.923	1	1.146
2nd	WLAN 5.3GHz	802.11a 6Mbps	-	-	-	-	Front	5	P-Sensor On	64	5320	16.12	16.50	1.092	87.96	1.137	0.01	0.918	1.005	1.140
1st	WLAN 5.5GHz	802.11a 6Mbps	-	-	-	-	Back	5	P-Sensor On	124	5620	16.68	17.50	1.208	87.96	1.137	0.08	0.850	1	1.167
2nd	WLAN 5.5GHz	802.11a 6Mbps	-	-	-	-	Back	5	P-Sensor On	124	5620	16.68	17.50	1.208	87.96	1.137	-0.05	0.841	1.011	1.155
1st	WLAN 5.8GHz	802.11a 6Mbps	-	-	-	-	Back	5	Hotspot On	149	5745	15.17	15.50	1.080	87.96	1.137	0.01	0.801	1	0.983
2nd	WLAN 5.8GHz	802.11a 6Mbps	-	-	-	-	Back	5	Hotspot On	149	5745	15.17	15.50	1.080	87.96	1.137	0.09	0.795	1.008	0.976

<10g SAR>

No.	Band	BW (MHz)	Modulation	RB Size	RB Offset	Test Position	Gap (mm)	Power Mode	Ch.	Freq. (MHz)	Average Power (dBm)	Tune-Up Limit (dBm)	Tune-up Scaling Factor	Power Drift (dB)	Measured 10g SAR (W/kg)	Ratio	Reported 10g SAR (W/kg)
1st	LTE Band 66	20M	QPSK	1	99	Bottom Side	0	Handheld On	132572	1770	20.49	20.50	1.002	0.03	3.380	1	3.388
2nd	LTE Band 66	20M	QPSK	1	99	Bottom Side	0	Handheld On	132572	1770	20.49	20.50	1.002	0.03	3.360	1.006	3.368
1st	LTE Band 25	20M	QPSK	1	99	Bottom Side	0	Handheld On	26140	1860	21.24	21.50	1.062	-0.01	3.410	1	3.620
2nd	LTE Band 25	20M	QPSK	1	99	Bottom Side	0	Handheld On	26140	1860	21.24	21.50	1.062	-0.01	3.380	1.009	3.589

General Note:

- Per KDB 865664 D01v01r04, for each frequency band, repeated SAR measurement is required only when the measured SAR is $\geq 0.8W/kg$.
- Per KDB 865664 D01v01r04, if the ratio among the repeated measurement is ≤ 1.2 and the measured SAR $< 1.45W/kg$, only one repeated measurement is required.
- Per KDB 865664 D01v01r04, if the extremity repeated SAR is necessary, the same procedures should be adapted for measurements according to extremity and occupational exposure limits by applying a factor of 2.5 for extremity exposure and a factor of 5 for occupational exposure to the corresponding SAR thresholds.
- The ratio is the difference in percentage between original and repeated *measured SAR*.
- All measurement SAR result is scaled-up to account for tune-up tolerance and is compliant.

15. Simultaneous Transmission Analysis

No.	Simultaneous Transmission Configurations	Portable Handset				Note
		Head	Body-worn	Hotspot	Product specific 10g SAR	
1.	GSM Voice + WLAN2.4GHz	Yes	Yes			
2.	GPRS/EDGE + WLAN2.4GHz	Yes	Yes	Yes	Yes	WLAN Hotspot
3.	WCDMA + WLAN2.4GHz	Yes	Yes	Yes	Yes	WLAN Hotspot
4.	CDMA + WLAN2.4GHz	Yes	Yes	Yes	Yes	WLAN Hotspot
5.	LTE + WLAN2.4GHz	Yes	Yes	Yes	Yes	WLAN Hotspot
6.	GSM Voice + WLAN5.3/5.5GHz	Yes	Yes			
7.	GPRS/EDGE + WLAN5.3/5.5GHz	Yes	Yes		Yes	WLAN Direct (GC only)
8.	WCDMA + WLAN5.3/5.5GHz	Yes	Yes		Yes	WLAN Direct (GC only)
9.	CDMA + WLAN5.3/5.5GHz	Yes	Yes		Yes	WLAN Direct (GC only)
10.	LTE + WLAN5.3/5.5GHz	Yes	Yes		Yes	WLAN Direct (GC only)
11.	GSM Voice + WLAN5.2/5.8GHz	Yes	Yes			
12.	GPRS/EDGE + WLAN5.2/5.8GHz	Yes	Yes	Yes	Yes	WLAN Hotspot/Direct(GC/GO)
13.	WCDMA + WLAN5.2/5.8GHz	Yes	Yes	Yes	Yes	WLAN Hotspot/Direct(GC/GO)
14.	CDMA + WLAN5.2/5.8GHz	Yes	Yes	Yes	Yes	WLAN Hotspot/Direct(GC/GO)
15.	LTE + WLAN5.2/5.8GHz	Yes	Yes	Yes	Yes	WLAN Hotspot/Direct(GC/GO)
16.	GSM Voice + Bluetooth		Yes			
17.	GPRS/EDGE + Bluetooth		Yes	Yes	Yes	BT Tethering
18.	WCDMA + Bluetooth		Yes	Yes	Yes	BT Tethering
19.	CDMA + Bluetooth		Yes	Yes	Yes	BT Tethering
20.	LTE + Bluetooth		Yes	Yes	Yes	BT Tethering

General Note:

1. This device supports VoIP in GPRS, EGPRS, CDMA, WCDMA and LTE (e.g. for 3rd-party VoIP), LTE supports VoLTE operation.
2. EUT will choose each GSM, WCDMA, CDMA and LTE according to the network signal condition; therefore, they will not operate simultaneously at any moment.
3. This device 2.4GHz WLAN support hotspot operation and Bluetooth support tethering applications.
4. This device 2.4GHz WLAN/ 5.2GHz WLAN/5.8GHz WLAN support hotspot operation, and 5.2GHz WLAN/5.8GHz WLAN supports WLAN Direct (GC/GO), and 5.3GHz / 5.5GHz supports WLAN Direct (GC only).
5. EUT will choose either WLAN 2.4GHz or WLAN 5GHz according to the network signal condition; therefore, 2.4GHz WLAN and 5GHz WLAN will not operate simultaneously at any moment though they have independent antenna.
6. WLAN 2.4GHz and Bluetooth share the same antenna so can't transmit simultaneously.
7. According to the EUT character, WLAN 5GHz and Bluetooth can't transmit simultaneously.
8. Chose the worst zoom scan SAR of WLAN correspondingly for co-located with WWAN analysis.
9. The reported SAR summation is calculated based on the same configuration and test position.
10. Per KDB 447498 D01v06, simultaneous transmission SAR is compliant if,
 - i) 1g Scalar SAR summation < 1.6W/kg and 10g Scalar SAR summation < 4.0W/kg.
 - ii) $SPLSR = (SAR1 + SAR2)^{1.5} / (\text{min. separation distance, mm})$, and the peak separation distance is determined from the square root of $[(x1-x2)^2 + (y1-y2)^2 + (z1-z2)^2]$, where (x1, y1, z1) and (x2, y2, z2) are the coordinates of the extrapolated peak SAR locations in the zoom scan.
 - iii) If $SPLSR \leq 0.04$ for 1g SAR, $SPLSR \leq 0.10$ for 10g SAR simultaneously transmission SAR measurement is not necessary.
 - iv) Simultaneously transmission SAR measurement, and the reported multi-band 1g SAR < 1.6W/kg and 10g SAR < 4.0W/kg.
 - v) The SPLSR calculated results please refer to section 15.5.



15.1 Head Exposure Conditions

WWAN Band		Exposure Position	1		2	3	1+2			1+3		
			WWAN		2.4GHz WLAN	5GHz WLAN	Summed 1g SAR (W/kg)	SPLSR	Case No	Summed 1g SAR (W/kg)	SPLSR	Case No
			Ant.	1g SAR (W/kg)	1g SAR (W/kg)	1g SAR (W/kg)						
GSM	GSM850	Right Cheek	1	0.418	0.740	0.789	1.16			1.21		
		Right Tilted	1	0.263	0.740	0.634	1.00			0.90		
		Left Cheek	1	0.327	0.472	1.100	0.80			1.43		
		Left Tilted	1	0.223	0.740	0.992	0.96			1.22		
	GSM1900	Right Cheek	1	0.151	0.740	0.789	0.89			0.94		
		Right Tilted	1	0.068	0.740	0.634	0.81			0.70		
		Left Cheek	1	0.134	0.472	1.100	0.61			1.23		
		Left Tilted	1	0.063	0.740	0.992	0.80			1.06		
WCDMA	Band V	Right Cheek	1	0.440	0.740	0.789	1.18			1.23		
		Right Tilted	1	0.309	0.740	0.634	1.05			0.94		
		Left Cheek	1	0.344	0.472	1.100	0.82			1.44		
		Left Tilted	1	0.266	0.740	0.992	1.01			1.26		
	Band IV	Right Cheek	1	0.414	0.740	0.789	1.15			1.20		
		Right Tilted	1	0.247	0.740	0.634	0.99			0.88		
		Left Cheek	1	0.488	0.472	1.100	0.96			1.59		
		Left Tilted	1	0.179	0.740	0.992	0.92			1.17		
	Band II	Right Cheek	1	0.308	0.740	0.789	1.05			1.10		
		Right Tilted	1	0.156	0.740	0.634	0.90			0.79		
		Left Cheek	1	0.319	0.472	1.100	0.79			1.42		
		Left Tilted	1	0.139	0.740	0.992	0.88			1.13		
CDMA2000	BC10	Right Cheek	1	0.436	0.740	0.789	1.18			1.23		
		Right Tilted	1	0.225	0.740	0.634	0.97			0.86		
		Left Cheek	1	0.309	0.472	1.100	0.78			1.41		
		Left Tilted	1	0.207	0.740	0.992	0.95			1.20		
	BC0	Right Cheek	1	0.398	0.740	0.789	1.14			1.19		
		Right Tilted	1	0.221	0.740	0.634	0.96			0.86		
		Left Cheek	1	0.315	0.472	1.100	0.79			1.42		
		Left Tilted	1	0.202	0.740	0.992	0.94			1.19		
	BC1	Right Cheek	1	0.239	0.740	0.789	0.98			1.03		
		Right Tilted	1	0.128	0.740	0.634	0.87			0.76		
		Left Cheek	1	0.235	0.472	1.100	0.71			1.34		
		Left Tilted	1	0.097	0.740	0.992	0.84			1.09		



WWAN Band	Exposure Position	1		2	3	1+2		1+3				
		WWAN		2.4GHz WLAN	5GHz WLAN	Summed 1g SAR (W/kg)	SPLSR	Case No	Summed 1g SAR (W/kg)	SPLSR	Case No	
		Ant.	1g SAR (W/kg)	1g SAR (W/kg)	1g SAR (W/kg)							
LTE	Band 12	Right Cheek	1	0.337	0.740	0.789	1.08			1.13		
		Right Tilted	1	0.234	0.740	0.634	0.97			0.87		
		Left Cheek	1	0.312	0.472	1.100	0.78			1.41		
		Left Tilted	1	0.194	0.740	0.992	0.93			1.19		
	Band 13	Right Cheek	1	0.356	0.740	0.789	1.10			1.15		
		Right Tilted	1	0.238	0.740	0.634	0.98			0.87		
		Left Cheek	1	0.289	0.472	1.100	0.76			1.39		
		Left Tilted	1	0.192	0.740	0.992	0.93			1.18		
	Band 26	Right Cheek	1	0.360	0.740	0.789	1.10			1.15		
		Right Tilted	1	0.198	0.740	0.634	0.94			0.83		
		Left Cheek	1	0.275	0.472	1.100	0.75			1.38		
		Left Tilted	1	0.189	0.740	0.992	0.93			1.18		
	Band 66	Right Cheek	1	0.269	0.740	0.789	1.01			1.06		
		Right Tilted	1	0.119	0.740	0.634	0.86			0.75		
		Left Cheek	1	0.317	0.472	1.100	0.79			1.42		
		Left Tilted	1	0.138	0.740	0.992	0.88			1.13		
	Band 25	Right Cheek	1	0.247	0.740	0.789	0.99			1.04		
		Right Tilted	1	0.124	0.740	0.634	0.86			0.76		
		Left Cheek	1	0.199	0.472	1.100	0.67			1.30		
		Left Tilted	1	0.125	0.740	0.992	0.87			1.12		
	Band 30	Right Cheek	2	0.275	0.740	0.789	1.02			1.06		
		Right Tilted	2	0.285	0.740	0.634	1.03			0.92		
		Left Cheek	2	0.464	0.472	1.100	0.94			1.56		
		Left Tilted	2	0.145	0.740	0.992	0.89			1.14		
		Right Cheek	3	0.370	0.740	0.789	1.11			1.16		
		Right Tilted	3	0.100	0.740	0.634	0.84			0.73		
		Left Cheek	3	0.174	0.472	1.100	0.65			1.27		
		Left Tilted	3	0.130	0.740	0.992	0.87			1.12		
	Band 7	Right Cheek	2	0.427	0.740	0.789	1.17			1.22		
		Right Tilted	2	0.311	0.740	0.634	1.05			0.95		
		Left Cheek	2	0.864	0.472	1.100	1.34			1.96	0.03	#1
		Left Tilted	2	0.195	0.740	0.992	0.94			1.19		
		Right Cheek	3	0.724	0.740	0.789	1.46			1.51		
		Right Tilted	3	0.187	0.740	0.634	0.93			0.82		
		Left Cheek	3	0.340	0.472	1.100	0.81			1.44		
		Left Tilted	3	0.241	0.740	0.992	0.98			1.23		
	Band 41	Right Cheek	2	0.258	0.740	0.789	1.00			1.05		
		Right Tilted	2	0.192	0.740	0.634	0.93			0.83		
		Left Cheek	2	0.524	0.472	1.100	1.00			1.62	0.02	#2
		Left Tilted	2	0.125	0.740	0.992	0.87			1.12		
Right Cheek		3	0.577	0.740	0.789	1.32			1.37			
Right Tilted		3	0.135	0.740	0.634	0.88			0.77			
Left Cheek		3	0.216	0.472	1.100	0.69			1.32			
Left Tilted		3	0.151	0.740	0.992	0.89			1.14			



15.2 Hotspot Exposure Conditions

WWAN Band	Exposure Position	1		2	3	4	1+2			1+3			1+4			
		WWAN		2.4GHz WLAN	5GHz WLAN	Bluetooth	Summed 1g SAR (W/kg)	SPLSR	Case No	Summed 1g SAR (W/kg)	SPLSR	Case No	Summed 1g SAR (W/kg)	SPLSR	Case No	
		Ant.	1g SAR (W/kg)	1g SAR (W/kg)	1g SAR (W/kg)	1g SAR (W/kg)										
GSM	GSM850	Front	1	1.142	0.171	0.626	0.078	1.31			1.77	0.01	#3	1.22		
		Back	1	0.929	0.427	1.176	0.110	1.36			2.11	0.02	#4	1.04		
		Left Side	1	0.400				0.40			0.40			0.40		
		Right Side	1	0.646	0.427	0.360	0.018	1.07			1.01			0.66		
		Top Side	1		0.427	0.522	0.072	0.43			0.52			0.07		
		Bottom Side	1	0.553				0.55			0.55			0.55		
	GSM1900	Front	1	0.785	0.171	0.626	0.078	0.96			1.41			0.86		
		Back	1	0.645	0.427	1.176	0.110	1.07			1.82	0.02	#5	0.76		
		Left Side	1	0.110				0.11			0.11			0.11		
		Right Side	1	0.032	0.427	0.360	0.018	0.46			0.39			0.05		
		Top Side	1		0.427	0.522	0.072	0.43			0.52			0.07		
		Bottom Side	1	1.073				1.07			1.07			1.07		
WCDMA	Band V	Front	1	0.940	0.171	0.626	0.078	1.11			1.57			1.02		
		Back	1	0.553	0.427	1.176	0.110	0.98			1.73	0.02	#6	0.66		
		Left Side	1	0.262				0.26			0.26			0.26		
		Right Side	1	0.539	0.427	0.360	0.018	0.97			0.90			0.56		
		Top Side	1		0.427	0.522	0.072	0.43			0.52			0.07		
		Bottom Side	1	0.464				0.46			0.46			0.46		
	Band IV	Front	1	0.775	0.171	0.626	0.078	0.95			1.40			0.85		
		Back	1	0.428	0.427	1.176	0.110	0.86			1.60	0.01	#7	0.54		
		Left Side	1	0.088				0.09			0.09			0.09		
		Right Side	1	0.044	0.427	0.360	0.018	0.47			0.40			0.06		
		Top Side	1		0.427	0.522	0.072	0.43			0.52			0.07		
		Bottom Side	1	1.031				1.03			1.03			1.03		
	Band II	Front	1	0.675	0.171	0.626	0.078	0.85			1.30			0.75		
		Back	1	0.549	0.427	1.176	0.110	0.98			1.73	0.02	#8	0.66		
		Left Side	1	0.100				0.10			0.10			0.10		
		Right Side	1	0.029	0.427	0.360	0.018	0.46			0.39			0.05		
		Top Side	1		0.427	0.522	0.072	0.43			0.52			0.07		
		Bottom Side	1	1.060				1.06			1.06			1.06		
CDMA2000	BC10	Front	1	0.924	0.171	0.626	0.078	1.10			1.55			1.00		
		Back	1	0.812	0.427	1.176	0.110	1.24			1.99	0.02	#9	0.92		
		Left Side	1	0.246				0.25			0.25			0.25		
		Right Side	1	0.456	0.427	0.360	0.018	0.88			0.82			0.47		
		Top Side	1		0.427	0.522	0.072	0.43			0.52			0.07		
		Bottom Side	1	0.467				0.47			0.47			0.47		
	BC0	Front	1	0.963	0.171	0.626	0.078	1.13			1.59			1.04		
		Back	1	0.935	0.427	1.176	0.110	1.36			2.11	0.02	#10	1.05		
		Left Side	1	0.242				0.24			0.24			0.24		
		Right Side	1	0.485	0.427	0.360	0.018	0.91			0.85			0.50		
		Top Side	1		0.427	0.522	0.072	0.43			0.52			0.07		
		Bottom Side	1	0.466				0.47			0.47			0.47		
	BC1	Front	1	0.732	0.171	0.626	0.078	0.90			1.36			0.81		
		Back	1	0.514	0.427	1.176	0.110	0.94			1.69	0.02	#11	0.62		
		Left Side	1	0.036				0.04			0.04			0.04		
		Right Side	1	0.016	0.427	0.360	0.018	0.44			0.38			0.03		
		Top Side	1		0.427	0.522	0.072	0.43			0.52			0.07		
		Bottom Side	1	1.089				1.09			1.09			1.09		



WWAN Band	Exposure Position	1		2	3	4	1+2			1+3			1+4			
		WWAN		2.4GHz WLAN	5GHz WLAN	Bluetooth	Summed 1g SAR (W/kg)	SPLSR	Case No	Summed 1g SAR (W/kg)	SPLSR	Case No	Summed 1g SAR (W/kg)	SPLSR	Case No	
		Ant.	1g SAR (W/kg)	1g SAR (W/kg)	1g SAR (W/kg)	1g SAR (W/kg)										
LTE	Band 12	Front	1	0.661	0.171	0.626	0.078	0.83			1.29			0.74		
		Back	1	0.576	0.427	1.176	0.110	1.00			1.75	0.02	#12	0.69		
		Left Side	1	0.395				0.40			0.40			0.40		
		Right Side	1	0.554	0.427	0.360	0.018	0.98			0.91			0.57		
		Top Side	1		0.427	0.522	0.072	0.43			0.52			0.07		
		Bottom Side	1	0.375				0.38			0.38			0.38		
	Band 13	Front	1	1.025	0.171	0.626	0.078	1.20			1.65	0.01	#13	1.10		
		Back	1	0.954	0.427	1.176	0.110	1.38			2.13	0.02	#14	1.06		
		Left Side	1	0.424				0.42			0.42			0.42		
		Right Side	1	0.599	0.427	0.360	0.018	1.03			0.96			0.62		
		Top Side	1		0.427	0.522	0.072	0.43			0.52			0.07		
		Bottom Side	1	0.577				0.58			0.58			0.58		
	Band 26	Front	1	1.053	0.171	0.626	0.078	1.22			1.68	0.01	#15	1.13		
		Back	1	1.042	0.427	1.176	0.110	1.47			2.22	0.02	#16	1.15		
		Left Side	1	0.260				0.26			0.26			0.26		
		Right Side	1	0.651	0.427	0.360	0.018	1.08			1.01			0.67		
		Top Side	1		0.427	0.522	0.072	0.43			0.52			0.07		
		Bottom Side	1	0.697				0.70			0.70			0.70		
	Band 66	Front	1	0.603	0.171	0.626	0.078	0.77			1.23			0.68		
		Back	1	0.399	0.427	1.176	0.110	0.83			1.58			0.51		
		Left Side	1	0.076				0.08			0.08			0.08		
		Right Side	1	0.035	0.427	0.360	0.018	0.46			0.40			0.05		
		Top Side	1		0.427	0.522	0.072	0.43			0.52			0.07		
		Bottom Side	1	0.928				0.93			0.93			0.93		
	Band 25	Front	1	0.702	0.171	0.626	0.078	0.87			1.33			0.78		
		Back	1	0.503	0.427	1.176	0.110	0.93			1.68	0.02	#17	0.61		
		Left Side	1	0.091				0.09			0.09			0.09		
		Right Side	1	0.029	0.427	0.360	0.018	0.46			0.39			0.05		
		Top Side	1		0.427	0.522	0.072	0.43			0.52			0.07		
		Bottom Side	1	1.084				1.08			1.08			1.08		



WWAN Band	Exposure Position	1		2	3	4	1+2			1+3			1+4			
		WWAN		2.4GHz WLAN	5GHz WLAN	Bluetooth	Summed 1g SAR (W/kg)	SPLSR	Case No	Summed 1g SAR (W/kg)	SPLSR	Case No	Summed 1g SAR (W/kg)	SPLSR	Case No	
		Ant.	1g SAR (W/kg)	1g SAR (W/kg)	1g SAR (W/kg)	1g SAR (W/kg)										
LTE	Band 30	Front	2	0.704	0.171	0.626	0.078	0.88			1.33			0.78		
		Back	2	0.735	0.427	1.176	0.110	1.16			1.91	0.02	#18	0.85		
		Left Side	2	0.461				0.46			0.46			0.46		
		Right Side	2		0.427	0.360	0.018	0.43			0.36			0.02		
		Top Side	2		0.427	0.522	0.072	0.43			0.52			0.07		
		Bottom Side	2	0.095				0.10			0.10			0.10		
		Front	3	0.781	0.171	0.626	0.078	0.95			1.41			0.86		
		Back	3	0.637	0.427	1.176	0.110	1.06			1.81	0.02	#19	0.75		
		Right Side	3	0.453	0.427	0.360	0.018	0.88			0.81			0.47		
		Top Side	3		0.427	0.522	0.072	0.43			0.52			0.07		
	Bottom Side	3	0.108				0.11			0.11			0.11			
	Band 7	Front	2	0.833	0.171	0.626	0.078	1.00			1.46			0.91		
		Back	2	0.621	0.427	1.176	0.110	1.05			1.80	0.02	#20	0.73		
		Left Side	2	0.526				0.53			0.53			0.53		
		Right Side	2		0.427	0.360	0.018	0.43			0.36			0.02		
		Top Side	2		0.427	0.522	0.072	0.43			0.52			0.07		
		Bottom Side	2	0.100				0.10			0.10			0.10		
		Front	3	0.961	0.171	0.626	0.078	1.13			1.59			1.04		
		Back	3	0.664	0.427	1.176	0.110	1.09			1.84	0.02	#21	0.77		
		Right Side	3	0.562	0.427	0.360	0.018	0.99			0.92			0.58		
		Top Side	3		0.427	0.522	0.072	0.43			0.52			0.07		
	Bottom Side	3	0.069				0.07			0.07			0.07			
	Band 41	Front	2	0.956	0.171	0.626	0.078	1.13			1.58			1.03		
		Back	2	0.548	0.427	1.176	0.110	0.98			1.72	0.02	#22	0.66		
		Left Side	2	0.432				0.43			0.43			0.43		
		Right Side	2		0.427	0.360	0.018	0.43			0.36			0.02		
		Top Side	2		0.427	0.522	0.072	0.43			0.52			0.07		
		Bottom Side	2	0.185				0.19			0.19			0.19		
		Front	3	1.082	0.171	0.626	0.078	1.25			1.71	0.02	#23	1.16		
		Back	3	0.453	0.427	1.176	0.110	0.88			1.63	0.02	#24	0.56		
Right Side		3	0.269	0.427	0.360	0.018	0.70			0.63			0.29			
Top Side		3		0.427	0.522	0.072	0.43			0.52			0.07			
Bottom Side	3	0.024				0.02			0.02			0.02				



15.3 Body-Worn Accessory Exposure Conditions

WWAN Band		Exposure Position	1		2	3	4	1+2			1+3			1+4		
			WWAN		2.4GHz WLAN	5GHz WLAN	Bluetooth	Summed 1g SAR (W/kg)	SPLSR	Case No	Summed 1g SAR (W/kg)	SPLSR	Case No	Summed 1g SAR (W/kg)	SPLSR	Case No
			Ant.	1g SAR (W/kg)	1g SAR (W/kg)	1g SAR (W/kg)	1g SAR (W/kg)									
GSM	GSM850	Front	1	1.142	0.171	1.167	0.078	1.31			2.31	0.02	#25	1.22		
		Back	1	0.929	0.427	1.167	0.110	1.36			2.10	0.02	#26	1.04		
	GSM1900	Front	1	0.785	0.171	1.167	0.078	0.96			1.95	0.02	#27	0.86		
		Back	1	0.645	0.427	1.167	0.110	1.07			1.81	0.02	#28	0.76		
WCDMA	Band V	Front	1	0.940	0.171	1.167	0.078	1.11			2.11	0.02	#29	1.02		
		Back	1	0.553	0.427	1.167	0.110	0.98			1.72	0.01	#30	0.66		
	Band IV	Front	1	0.775	0.171	1.167	0.078	0.95			1.94	0.02	#31	0.85		
		Back	1	0.428	0.427	1.167	0.110	0.86			1.60	0.01	#32	0.54		
	Band II	Front	1	0.675	0.171	1.167	0.078	0.85			1.84	0.02	#33	0.75		
		Back	1	0.549	0.427	1.167	0.110	0.98			1.72	0.02	#34	0.66		
CDMA2000	BC10	Front	1	1.264	0.171	1.167	0.078	1.44			2.43	0.03	#35	1.34		
		Back	1	1.115	0.427	1.167	0.110	1.54			2.28	0.03	#36	1.23		
		Front with Headset	1	0.952	0.163	1.034	0.060	1.12			1.99	0.02	#37	1.01		
	BC0	Front	1	1.405	0.171	1.167	0.078	1.58			2.57	0.03	#38	1.48		
		Back	1	1.014	0.427	1.167	0.110	1.44			2.18	0.02	#39	1.12		
	BC1	Front with Headset	1	0.768	0.163	1.034	0.060	0.93			1.80	0.02	#40	0.83		
		Front	1	0.732	0.171	1.167	0.078	0.90			1.90	0.02	#41	0.81		
		Back	1	0.558	0.427	1.167	0.110	0.99			1.73	0.02	#42	0.67		
LTE	Band 12	Front	1	0.661	0.171	1.167	0.078	0.83			1.83	0.02	#43	0.74		
		Back	1	0.576	0.427	1.167	0.110	1.00			1.74	0.02	#44	0.69		
	Band 13	Front	1	1.025	0.171	1.167	0.078	1.20			2.19	0.02	#45	1.10		
		Back	1	0.954	0.427	1.167	0.110	1.38			2.12	0.02	#46	1.06		
	Band 26	Front	1	1.053	0.171	1.167	0.078	1.22			2.22	0.02	#47	1.13		
		Back	1	1.042	0.427	1.167	0.110	1.47			2.21	0.02	#48	1.15		
	Band 66	Front	1	0.603	0.171	1.167	0.078	0.77			1.77	0.02	#49	0.68		
		Back	1	0.399	0.427	1.167	0.110	0.83			1.57			0.51		
	Band 25	Front	1	0.702	0.171	1.167	0.078	0.87			1.87	0.02	#50	0.78		
		Back	1	0.503	0.427	1.167	0.110	0.93			1.67	0.02	#51	0.61		
	Band 30	Front	2	0.704	0.171	1.167	0.078	0.88			1.87	0.02	#52	0.78		
		Back	2	0.735	0.427	1.167	0.110	1.16			1.90	0.02	#53	0.85		
		Front	3	0.781	0.171	1.167	0.078	0.95			1.95	0.02	#54	0.86		
		Back	3	0.637	0.427	1.167	0.110	1.06			1.80	0.02	#55	0.75		
	Band 7	Front	2	0.833	0.171	1.167	0.078	1.00			2.00	0.02	#56	0.91		
		Back	2	0.621	0.427	1.167	0.110	1.05			1.79	0.02	#57	0.73		
		Front	3	0.961	0.171	1.167	0.078	1.13			2.13	0.03	#58	1.04		
		Back	3	0.664	0.427	1.167	0.110	1.09			1.83	0.02	#59	0.77		
	Band 41	Front	2	0.956	0.171	1.167	0.078	1.13			2.12	0.03	#60	1.03		
		Back	2	0.548	0.427	1.167	0.110	0.98			1.72	0.02	#61	0.66		
Front		3	1.082	0.171	1.167	0.078	1.25			2.25	0.03	#62	1.16			
Back		3	0.453	0.427	1.167	0.110	0.88			1.62	0.02	#63	0.56			



15.4 Product specific 10g SAR Exposure Conditions

WWAN Band		Exposure Position	1		2	1+2		
			WWAN Bottom		5GHz WLAN	Summed 10g SAR (W/kg)	SPLSR	Case No
			Ant.	10g SAR (W/kg)	10g SAR (W/kg)			
GSM	GSM1900	Front	1	3.131	2.002	5.13	0.08	#64
		Back	1	2.582	0.803	3.39		
		Bottom Side	1	3.403		3.40		
WCDMA	Band IV	Front	1	1.806	2.002	3.81		
		Back	1	1.397	0.803	2.20		
		Bottom Side	1	2.777		2.78		
	Band II	Front	1	2.446	2.002	4.45	0.06	#65
		Back	1	1.886	0.803	2.69		
		Bottom Side	1	2.861		2.86		
CDMA2000	BC1	Front	1	3.289	2.002	5.29	0.08	#66
		Back	1	2.910	0.803	3.71		
		Bottom Side	1	3.096		3.10		
LTE	Band 66	Front	1	2.859	2.002	4.86	0.07	#67
		Back	1	2.302	0.803	3.11		
		Bottom Side	1	3.397		3.40		
	Band 25	Front	1	2.995	2.002	5.00	0.07	#68
		Back	1	2.537	0.803	3.34		
		Bottom Side	1	3.620		3.62		
	Band 30	Front	2	0.957	2.002	2.96		
		Back	2	1.024	0.803	1.83		
		Left Side	2	0.889		0.89		
		Front	3	1.281	2.002	3.28		
		Back	3	1.054	0.803	1.86		
		Right Side	3	0.884	2.002	2.89		
	Band 7	Front	2	1.092	2.002	3.09		
		Back	2	1.033	0.803	1.84		
		Left Side	2	0.975		0.98		
		Front	3	1.004	2.002	3.01		
		Back	3	1.108	0.803	1.91		
		Right Side	3	0.824	2.002	2.83		
	Band 41	Front	2	0.635	2.002	2.64		
		Back	2	0.547	0.803	1.35		
		Front	3	0.534	2.002	2.54		
Back		3	0.594	0.803	1.40			

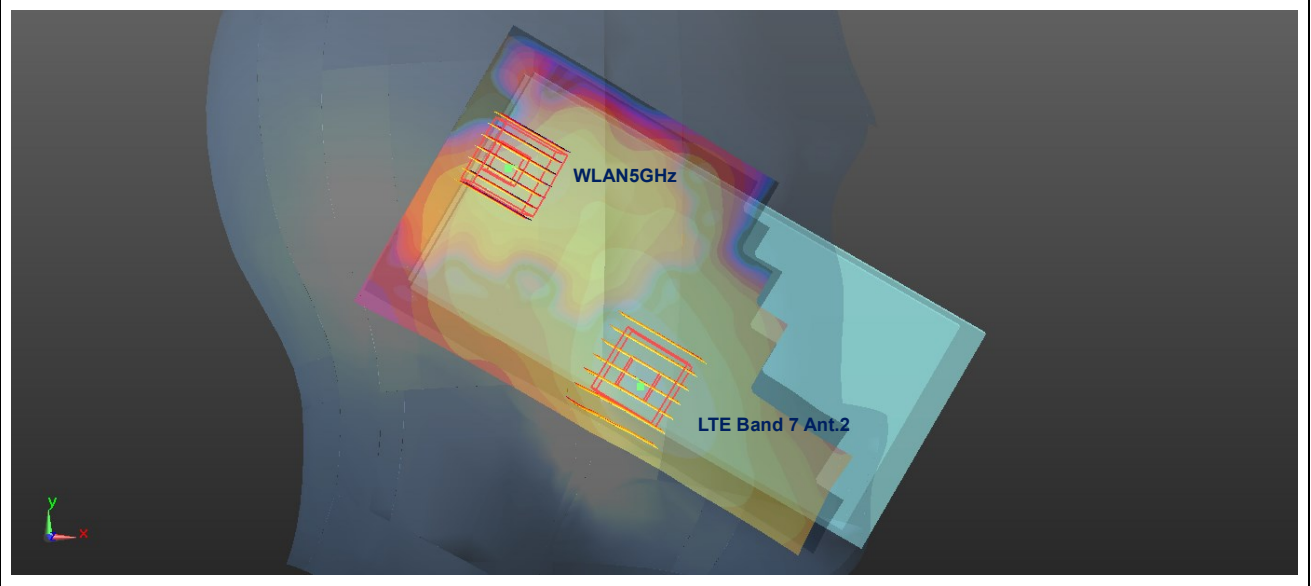
Remark: For Bluetooth Product specific 10g stand-alone SAR is not required for a transmitter or antenna, due to 1g hotspot SAR is <1.2W/kg.

15.5 SPLSR Evaluation and Analysis

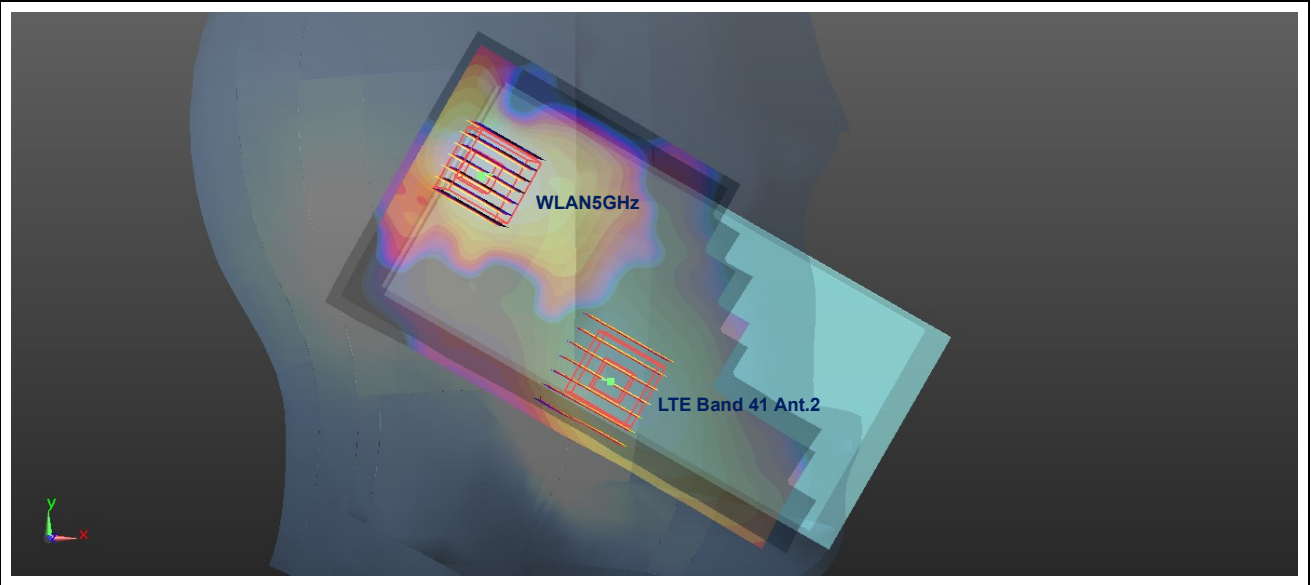
General Note:

- When standalone SAR is measured for both antennas in the pair, the peak location separation distance is computed by the square root of $[(x1-x2)^2 + (y1-y2)^2 + (z1-z2)^2]$, where $(x1, y1, z1)$ and $(x2, y2, z2)$ are the coordinates in the area scans or extrapolated peak SAR locations in the zoom scans, as appropriate.
- $SPLSR = (SAR_1 + SAR_2)^{1.5} / (min. \text{ separation distance, mm})$. If $SPLSR \leq 0.04$ for 1g SAR and $SPLSR \leq 0.10$ for 10g SAR, simultaneously transmission SAR measurement is not necessary.

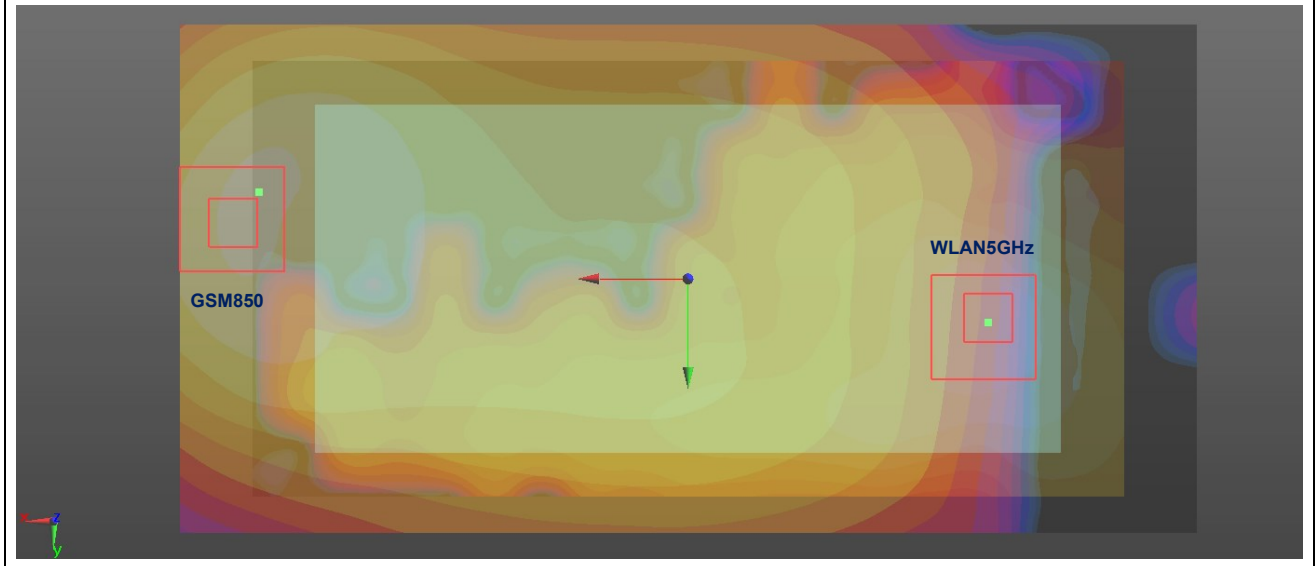
Case #1	Band	Position	1g SAR (W/kg)	Gap (mm)	SAR peak location (cm)			3D distance (mm)	Summed 1g SAR (W/kg)	SPLSR Results	Simultaneous SAR
	LTE Band 7 Ant.2				X	Y	Z				
	LTE Band 7 Ant.2	Left Cheek	0.864	0	4.51	-5.92	-0.19	81.4	1.96	0.03	Not required
	WLAN5GHz		1.100	0	0.33	1.06	0				



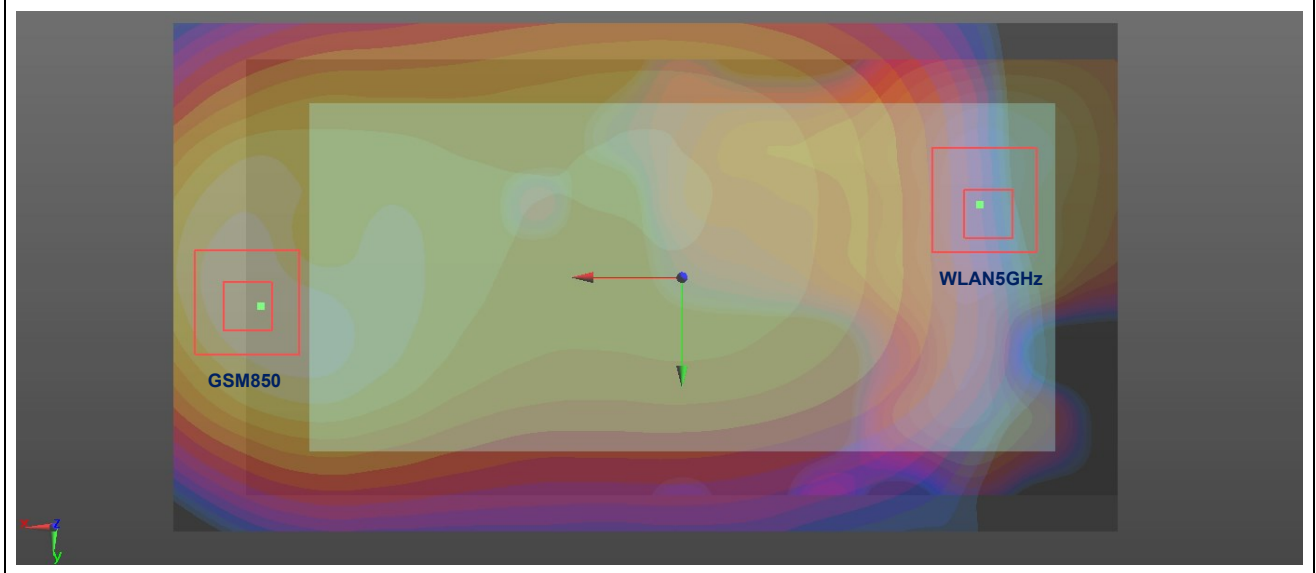
Case #2	Band	Position	1g SAR (W/kg)	Gap (mm)	SAR peak location (cm)			3D distance (mm)	Summed 1g SAR (W/kg)	SPLSR Results	Simultaneous SAR
	LTE Band 41 Ant.2				X	Y	Z				
	LTE Band 41 Ant.2	Left Cheek	0.524	0	4.79	-5.93	-0.1	82.9	1.62	0.02	Not required
	WLAN5GHz		1.100	0	0.33	1.06	0				



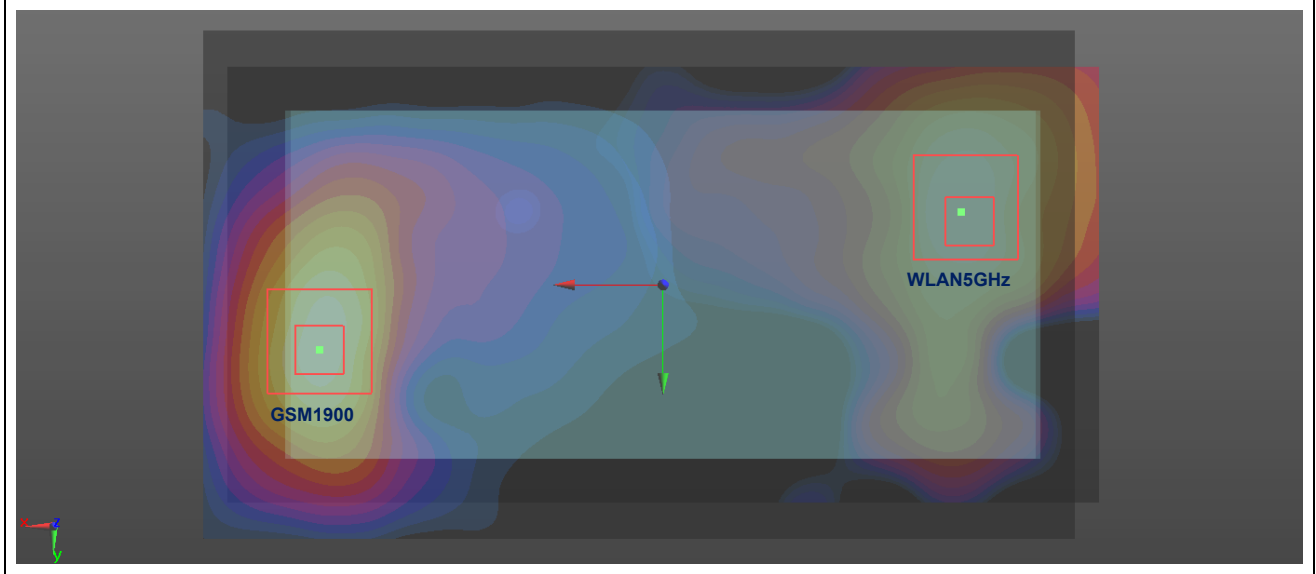
Case #3	Band	Position	1g SAR (W/kg)	Gap (mm)	SAR peak location (cm)			3D distance (mm)	Summed 1g SAR (W/kg)	SPLSR Results	Simultaneous SAR
					X	Y	Z				
	GSM850	Front	1.142	5	9.33	-1.16	0.4	159.1	1.77	0.01	Not required
	WLAN5GHz		0.626	5	-6.44	0.98	0.37				



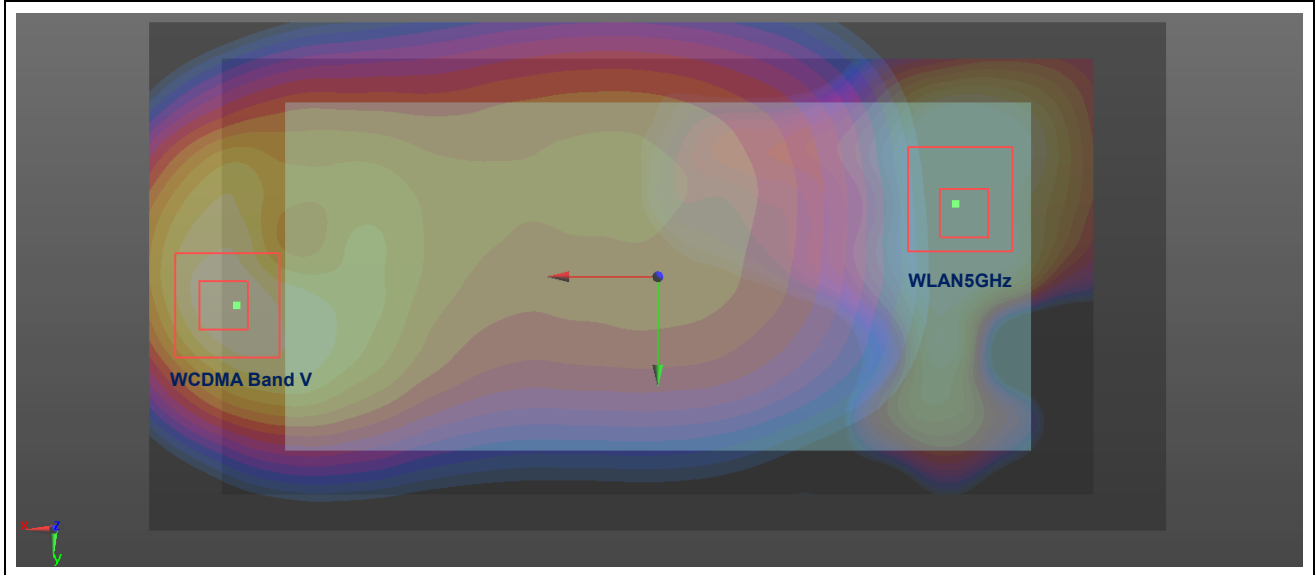
Case #4	Band	Position	1g SAR (W/kg)	Gap (mm)	SAR peak location (cm)			3D distance (mm)	Summed 1g SAR (W/kg)	SPLSR Results	Simultaneous SAR
					X	Y	Z				
	GSM850	Back	0.929	5	9.02	0.6	0.39	154.2	2.11	0.02	Not required
	WLAN5GHz		1.176	5	-6.31	-1.1	0.37				



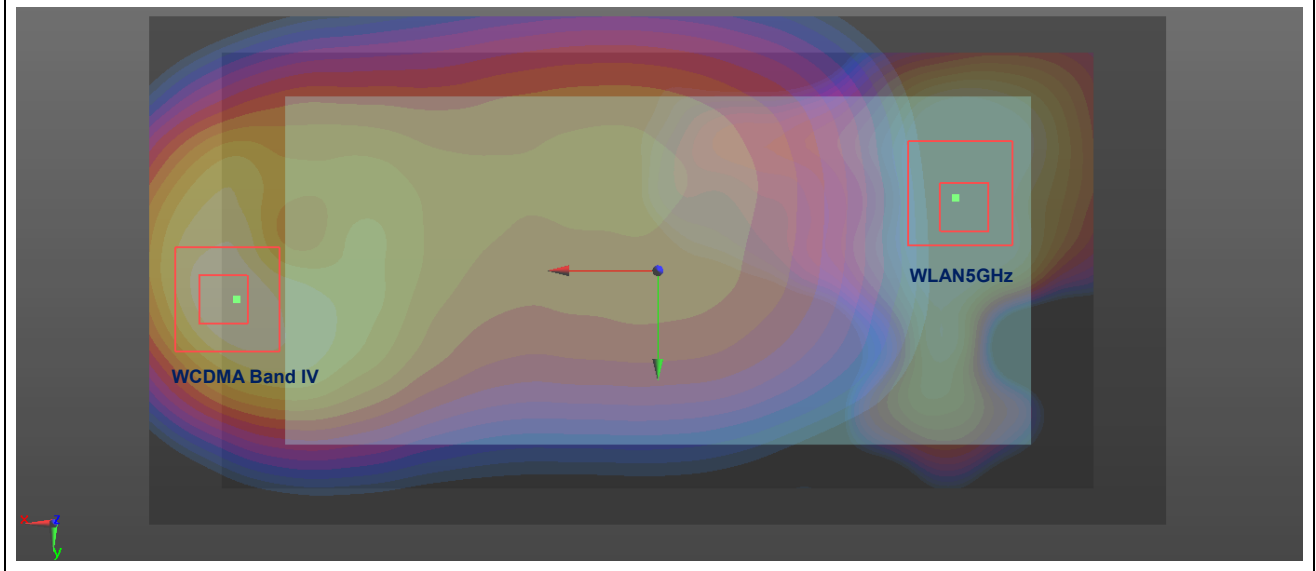
Case #5	Band	Position	1g SAR (W/kg)	Gap (mm)	SAR peak location (cm)			3D distance (mm)	Summed 1g SAR (W/kg)	SPLSR Results	Simultaneous SAR
					X	Y	Z				
	GSM1900	Back	0.645	5	7.4	0.27	0.41	137.8	1.82	0.02	Not required
	WLAN5GHz		1.176	5	-6.31	-1.1	0.37				



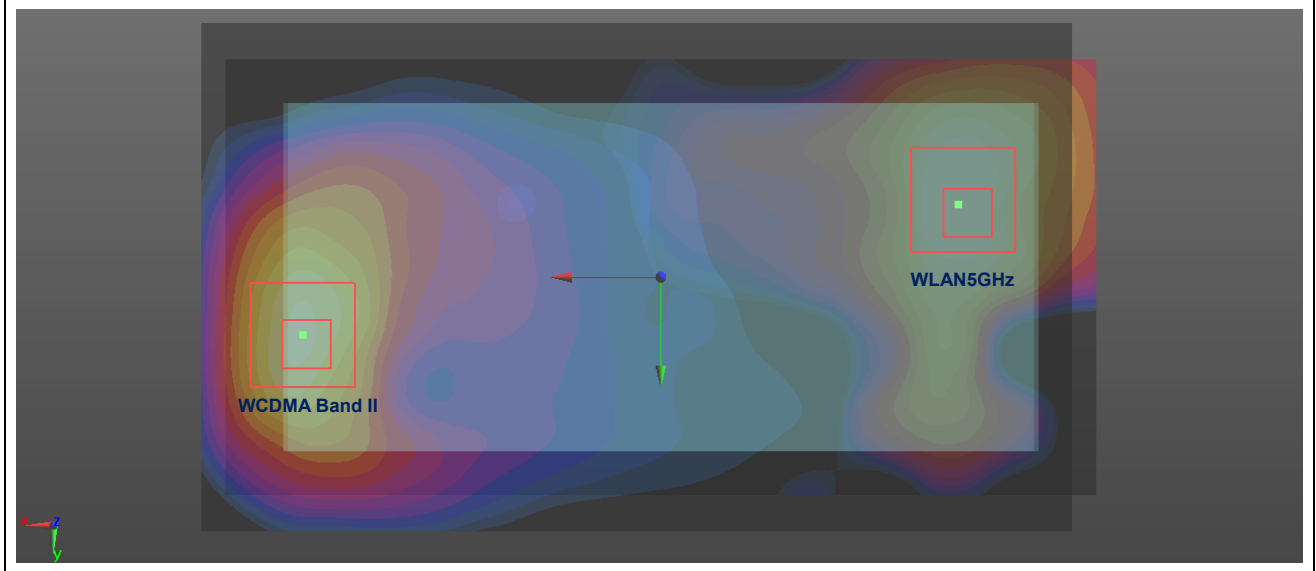
Case #6	Band	Position	1g SAR (W/kg)	Gap (mm)	SAR peak location (cm)			3D distance (mm)	Summed 1g SAR (W/kg)	SPLSR Results	Simultaneous SAR
					X	Y	Z				
	WCDMA Band V	Back	0.553	5	8.7	0.92	0.39	151.5	1.73	0.02	Not required
	WLAN5GHz		1.176	5	-6.31	-1.1	0.37				



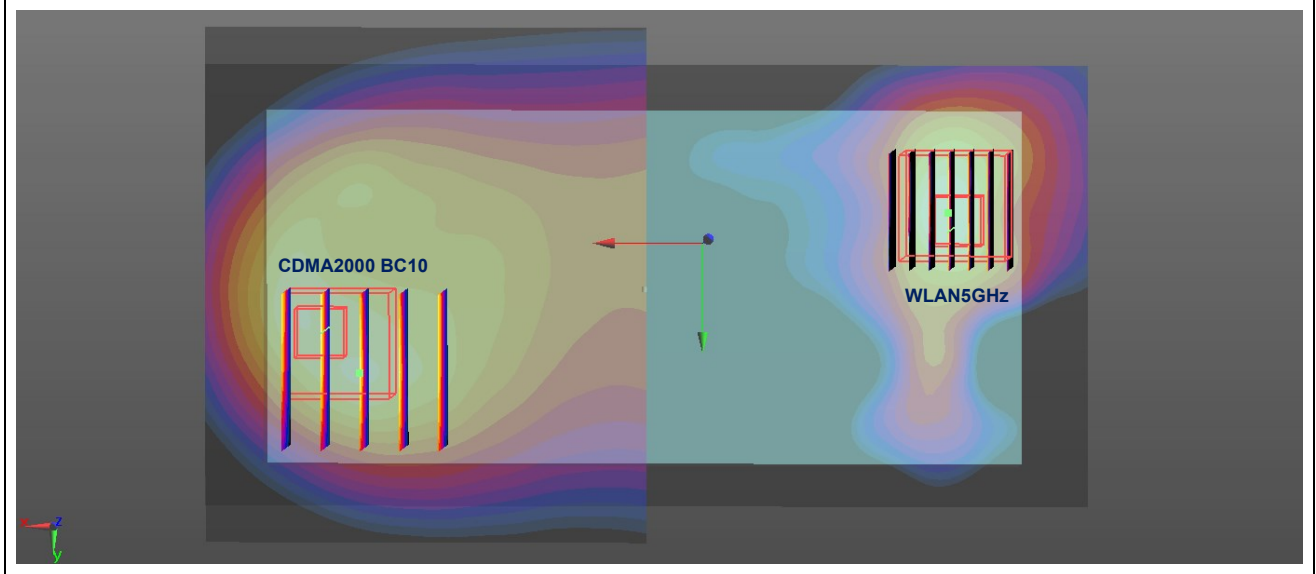
Case #7	Band	Position	1g SAR (W/kg)	Gap (mm)	SAR peak location (cm)			3D distance (mm)	Summed 1g SAR (W/kg)	SPLSR Results	Simultaneous SAR
					X	Y	Z				
	WCDMA Band IV	Back	0.428	5	8.65	-0.45	0.44	149.7	1.60	0.01	Not required
	WLAN5GHz		1.176	5	-6.31	-1.1	0.37				



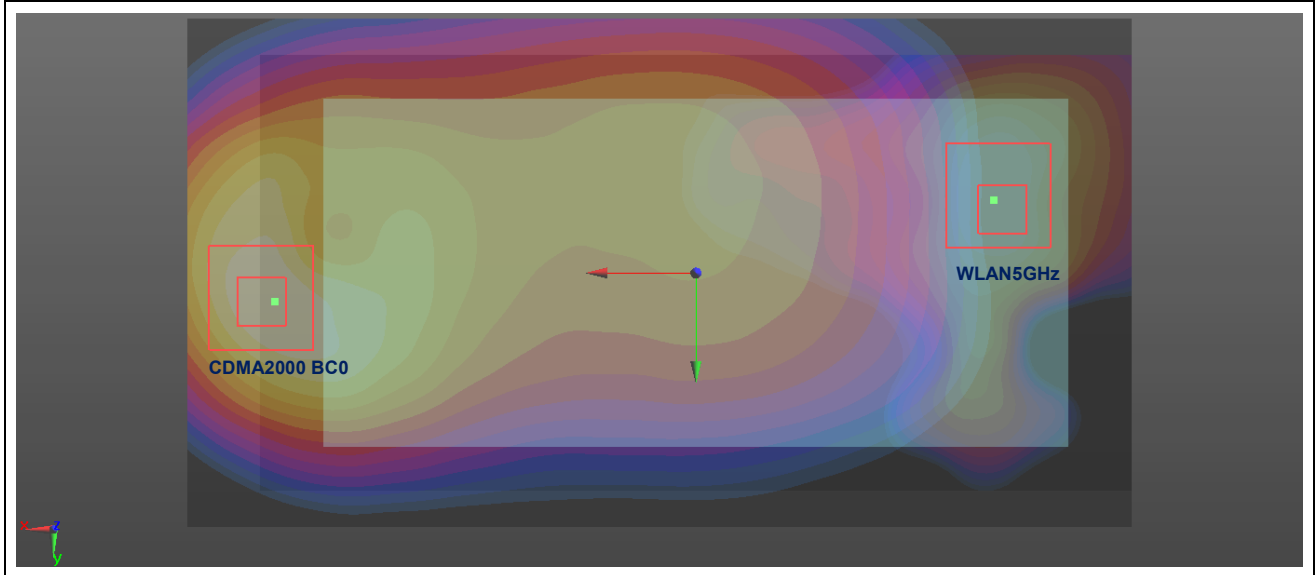
Case #8	Band	Position	1g SAR (W/kg)	Gap (mm)	SAR peak location (cm)			3D distance (mm)	Summed 1g SAR (W/kg)	SPLSR Results	Simultaneous SAR
					X	Y	Z				
	WCDMA Band II	Back	0.549	5	7.4	0.27	0.41	137.8	1.73	0.02	Not required
	WLAN5GHz		1.176	5	-6.31	-1.1	0.37				



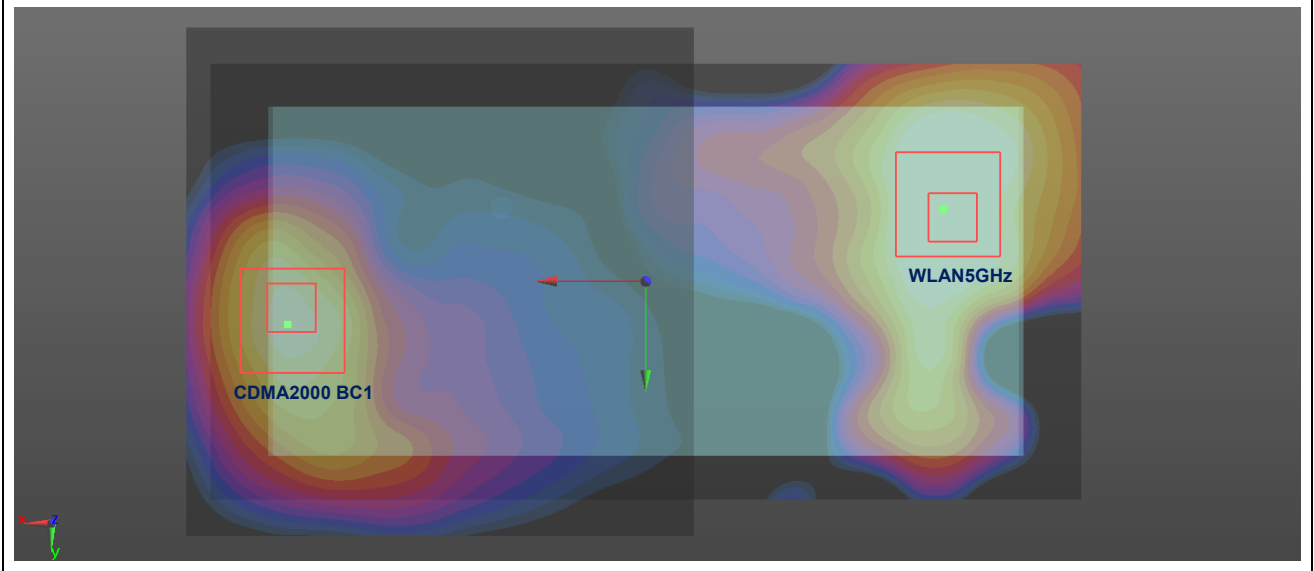
Case #9	Band	Position	1g SAR (W/kg)	Gap (mm)	SAR peak location (cm)			3D distance (mm)	Summed 1g SAR (W/kg)	SPLSR Results	Simultaneous SAR
					X	Y	Z				
	CDMA2000 BC10	Back	0.812	5	6.65	1	0.39	131.3	1.99	0.02	Not required
	WLAN5GHz		1.176	5	-6.31	-1.1	0.37				



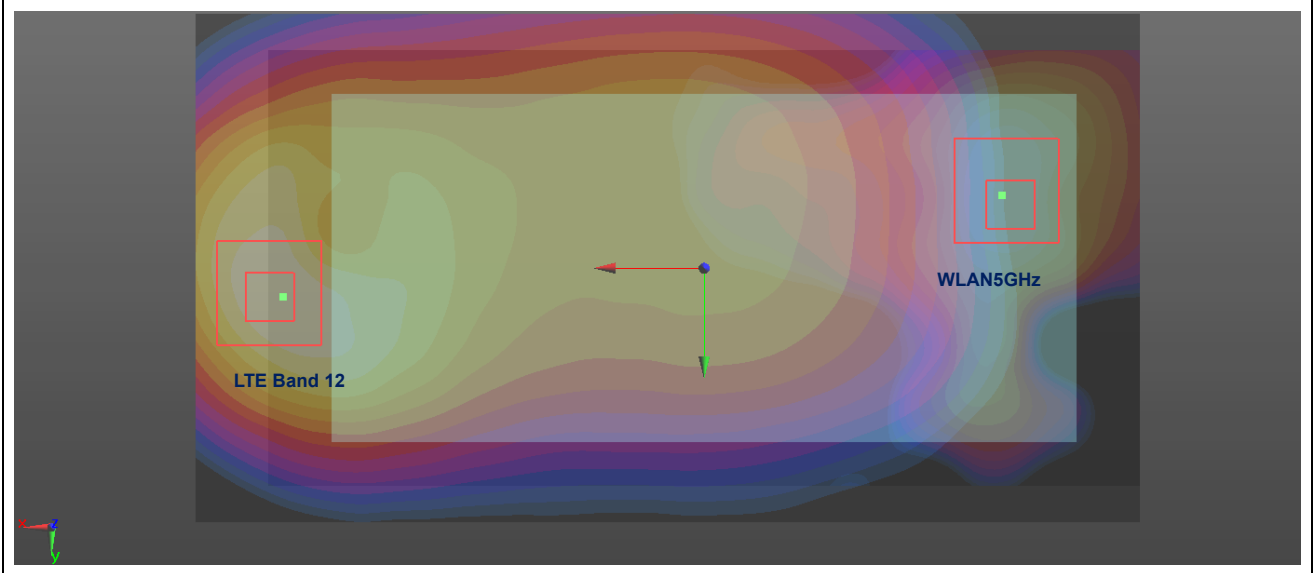
Case #10	Band	Position	1g SAR (W/kg)	Gap (mm)	SAR peak location (cm)			3D distance (mm)	Summed 1g SAR (W/kg)	SPLSR Results	Simultaneous SAR
					X	Y	Z				
	CDMA2000 BC0	Back	0.935	5	9.02	0.6	0.39	154.2	2.11	0.02	Not required
	WLAN5GHz		1.176	5	-6.31	-1.1	0.37				



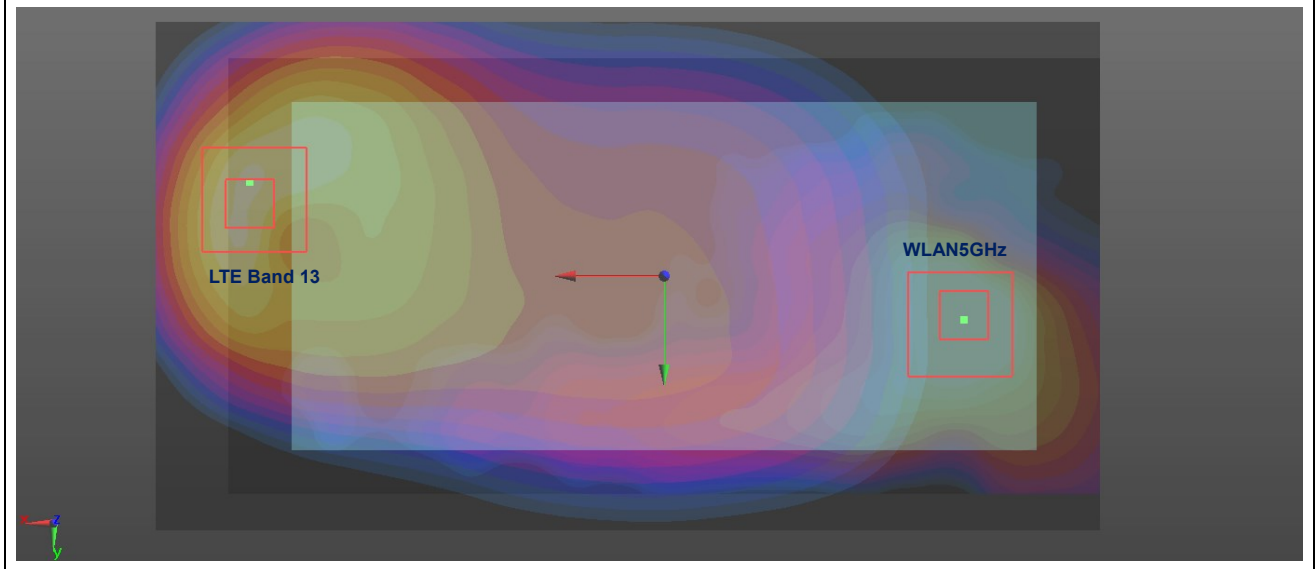
Case #11	Band	Position	1g SAR (W/kg)	Gap (mm)	SAR peak location (cm)			3D distance (mm)	Summed 1g SAR (W/kg)	SPLSR Results	Simultaneous SAR
					X	Y	Z				
	CDMA2000 BC1	Back	0.514	5	7.4	0.27	0.41	137.8	1.69	0.02	Not required
	WLAN5GHz		1.176	5	-6.31	-1.1	0.37				




Case #12	Band	Position	1g SAR (W/kg)	Gap (mm)	SAR peak location (cm)			3D distance (mm)	Summed 1g SAR (W/kg)	SPLSR Results	Simultaneous SAR
					X	Y	Z				
	LTE Band 12	Back	0.576	5	8.7	0.92	0.39	151.5	1.75	0.02	Not required
	WLAN5GHz		1.176	5	-6.31	-1.1	0.37				



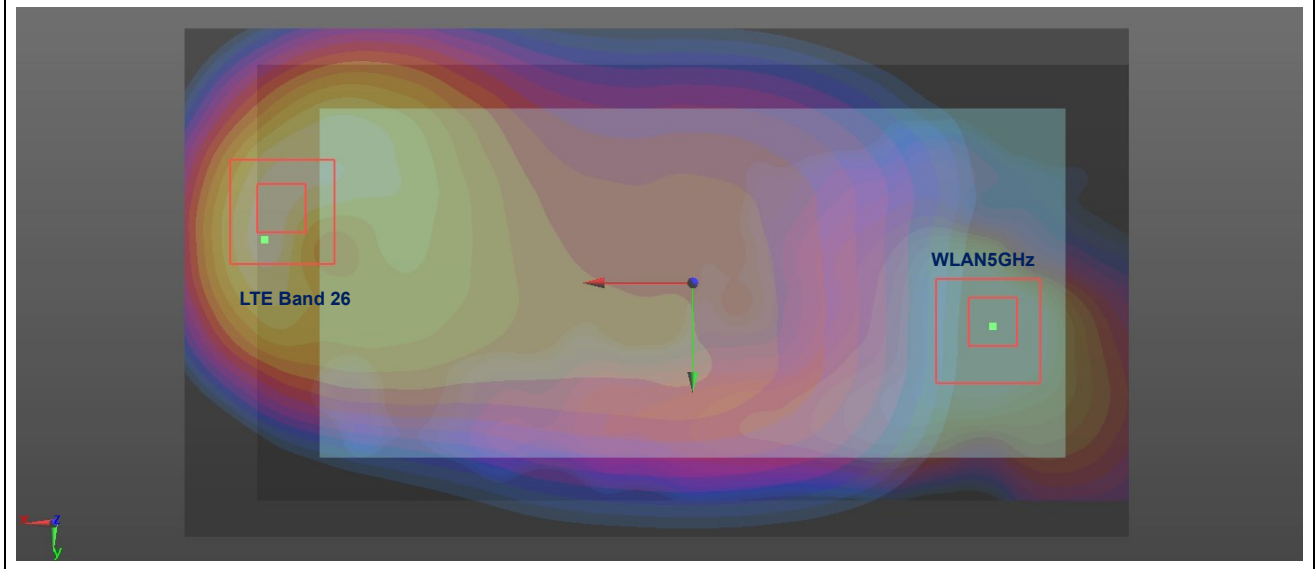
Case #13	Band	Position	1g SAR (W/kg)	Gap (mm)	SAR peak location (cm)			3D distance (mm)	Summed 1g SAR (W/kg)	SPLSR Results	Simultaneous SAR
	LTE Band 13				X	Y	Z				
	LTE Band 13	Front	1.025	5	8.69	-1.07	0.39	152.7	1.65	0.01	Not required
	WLAN5GHz		0.626	5	-6.44	0.98	0.37				



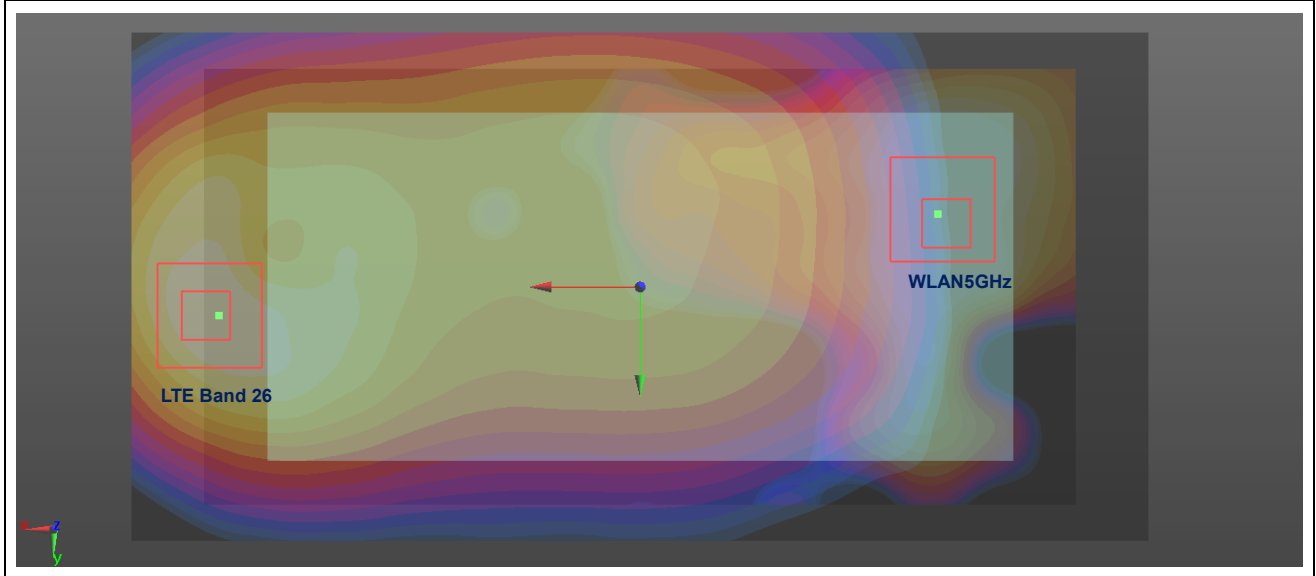
Case #14	Band	Position	1g SAR (W/kg)	Gap (mm)	SAR peak location (cm)			3D distance (mm)	Summed 1g SAR (W/kg)	SPLSR Results	Simultaneous SAR
	LTE Band 13				X	Y	Z				
	LTE Band 13	Back	0.954	5	8.7	0.92	0.39	151.5	2.13	0.02	Not required
	WLAN5GHz		1.176	5	-6.31	-1.1	0.37				



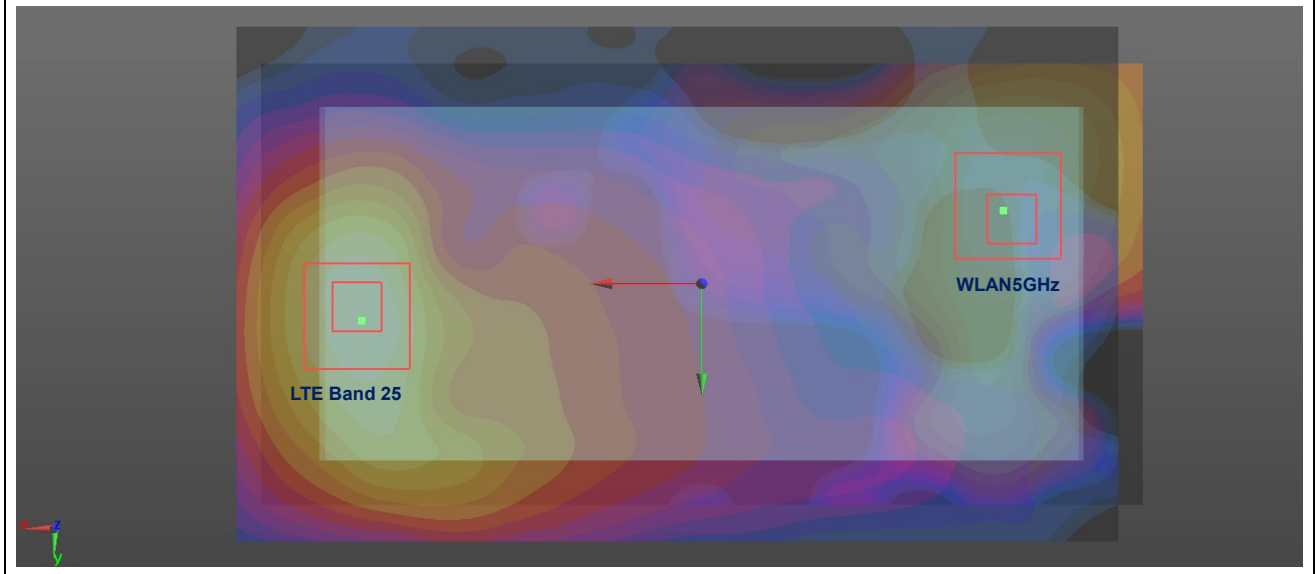
Case #15	Band	Position	1g SAR (W/kg)	Gap (mm)	SAR peak location (cm)			3D distance (mm)	Summed 1g SAR (W/kg)	SPLSR Results	Simultaneous SAR
	LTE Band 26				X	Y	Z				
	LTE Band 26	Front	1.053	5	8.7	0.2	0.55	151.6	1.68	0.01	Not required
	WLAN5GHz		0.626	5	-6.44	0.98	0.37				



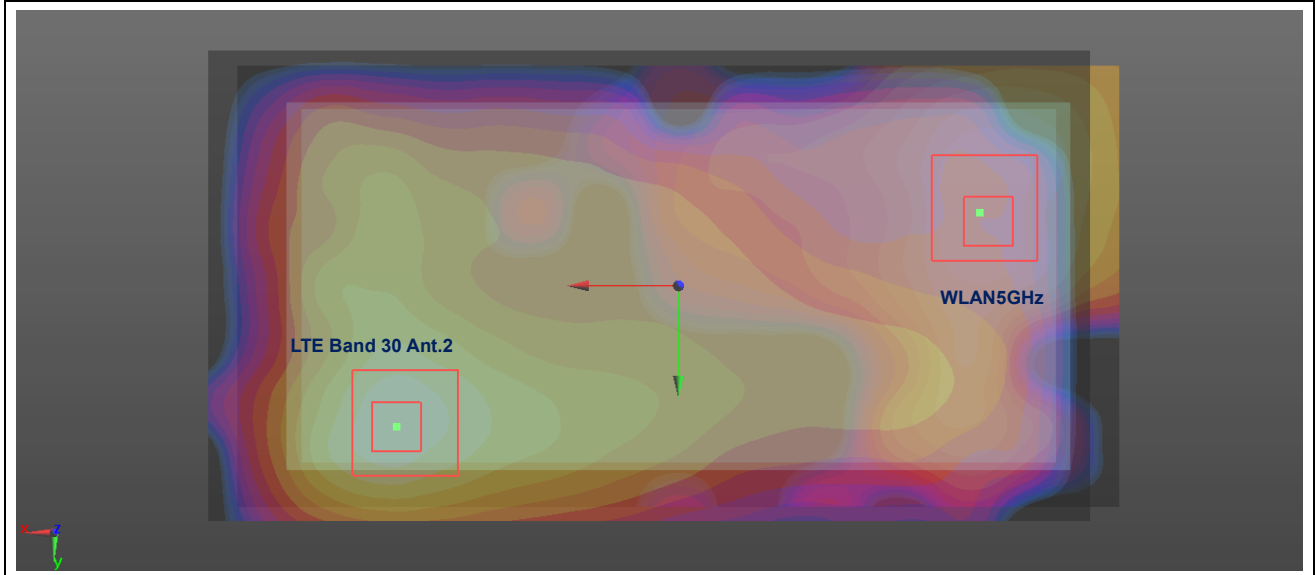
Case #16	Band	Position	1g SAR (W/kg)	Gap (mm)	SAR peak location (cm)			3D distance (mm)	Summed 1g SAR (W/kg)	SPLSR Results	Simultaneous SAR
	LTE Band 26				X	Y	Z				
	LTE Band 26	Back	1.042	5	7.35	1.95	0.55	140.0	2.22	0.02	Not required
	WLAN5GHz		1.176	5	-6.31	-1.1	0.37				



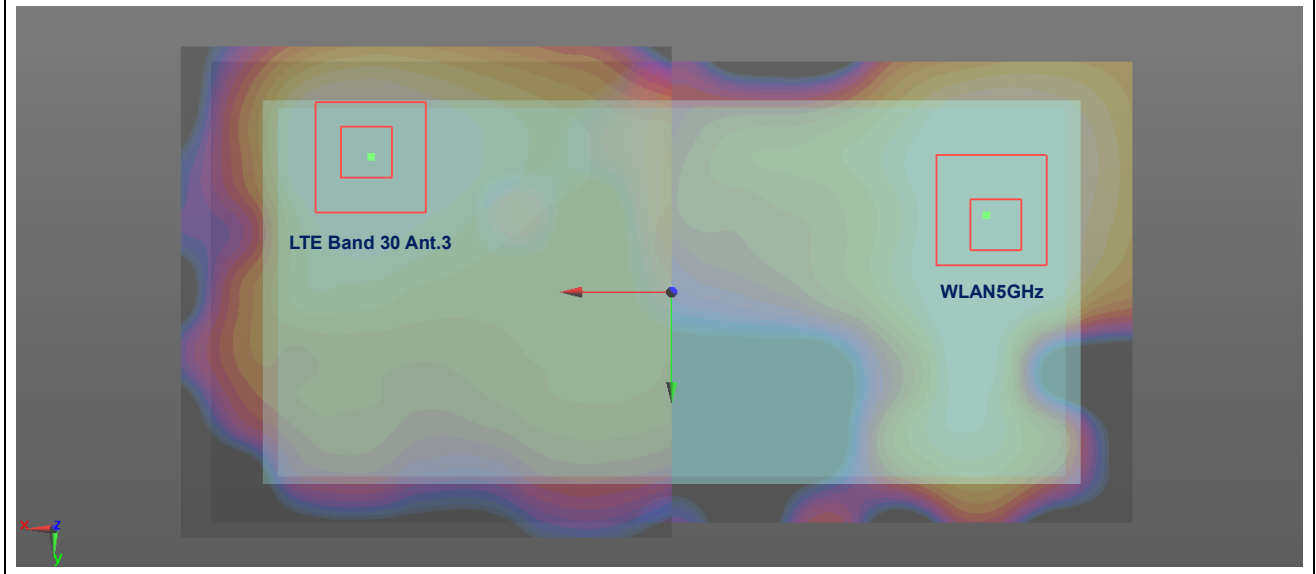
Case #17	Band	Position	1g SAR (W/kg)	Gap (mm)	SAR peak location (cm)			3D distance (mm)	Summed 1g SAR (W/kg)	SPLSR Results	Simultaneous SAR
					X	Y	Z				
	LTE Band 25	Back	0.503	5	7.4	0.27	0.41	137.8	1.68	0.02	Not required
	WLAN5GHz		1.176	5	-6.31	-1.1	0.37				



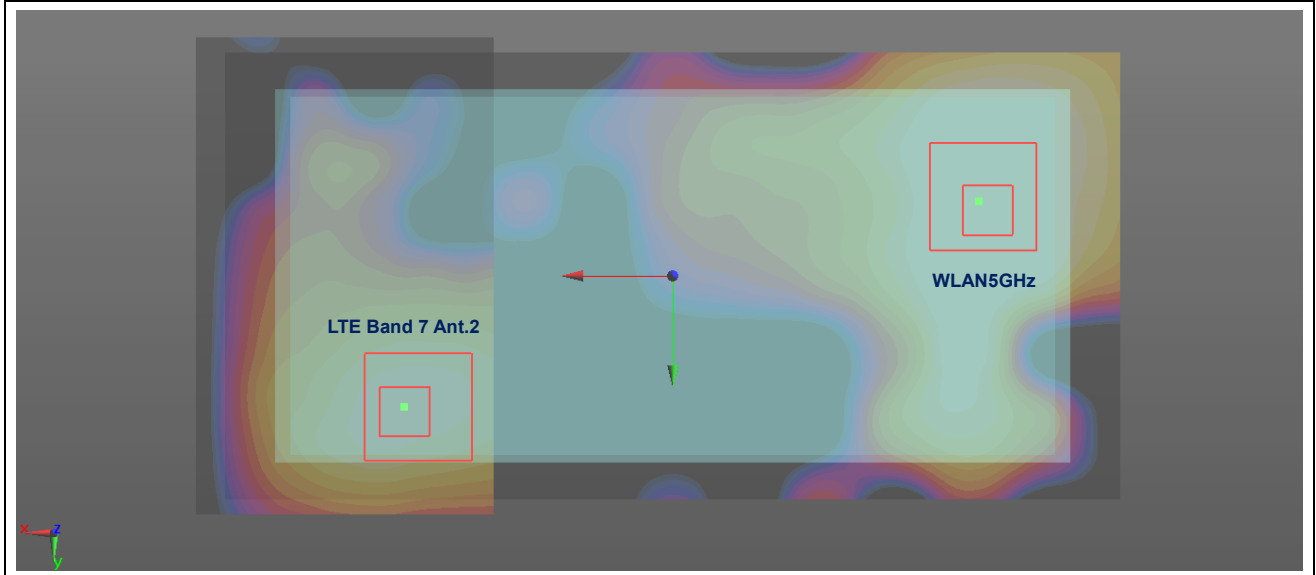
Case #18	Band	Position	1g SAR (W/kg)	Gap (mm)	SAR peak location (cm)			3D distance (mm)	Summed 1g SAR (W/kg)	SPLSR Results	Simultaneous SAR
					X	Y	Z				
	LTE Band 30 Ant.2	Back	0.735	5	5.96	2.88	0.36	129.0	1.91	0.02	Not required
	WLAN5GHz		1.176	5	-6.31	-1.1	0.37				



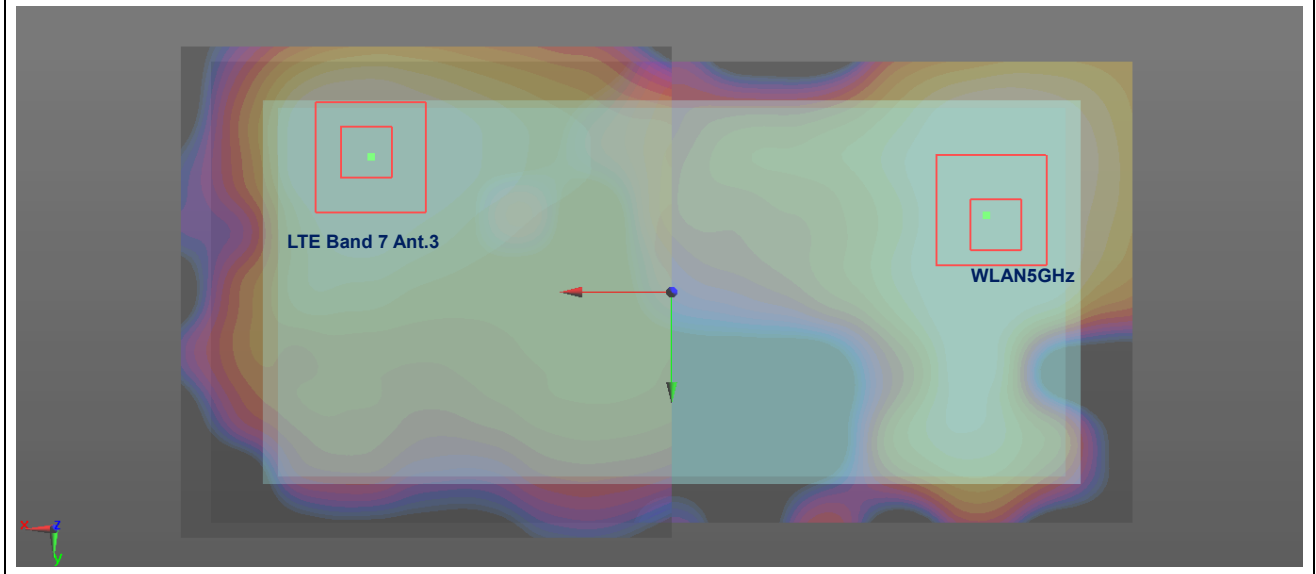
Case #19	Band	Position	1g SAR (W/kg)	Gap (mm)	SAR peak location (cm)			3D distance (mm)	Summed 1g SAR (W/kg)	SPLSR Results	Simultaneous SAR
					X	Y	Z				
	LTE Band 30 Ant.3	Back	0.637	5	6.28	-2.84	0.38	127.1	1.81	0.02	Not required
	WLAN5GHz		1.176	5	-6.31	-1.1	0.37				



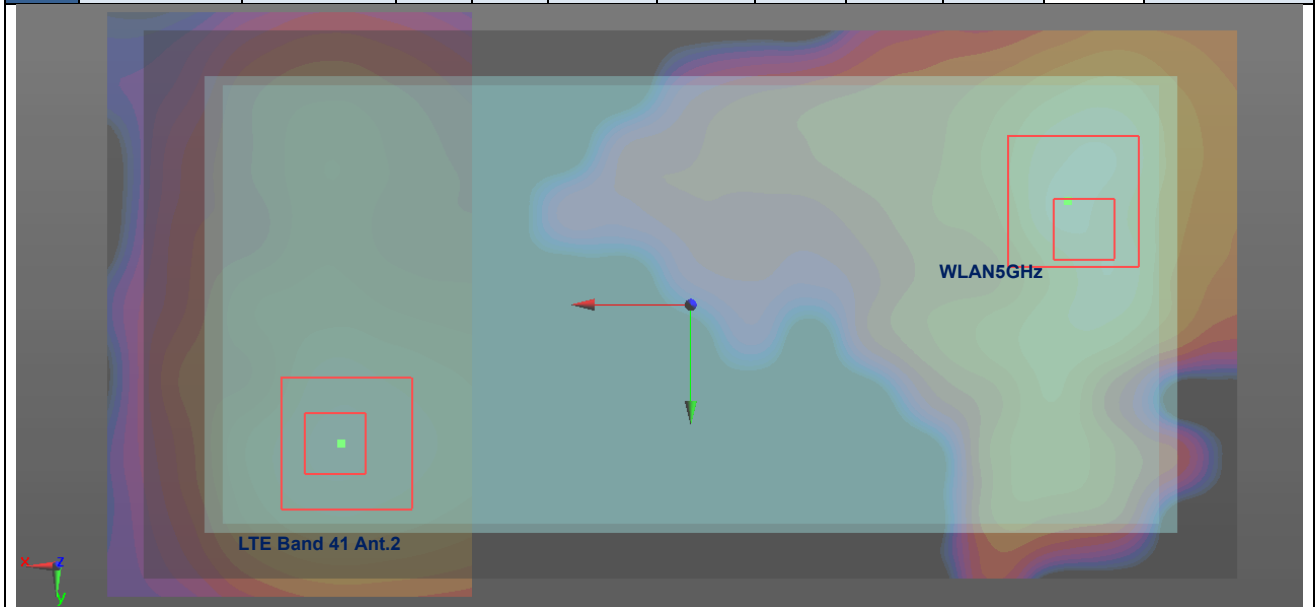
Case #20	Band	Position	1g SAR (W/kg)	Gap (mm)	SAR peak location (cm)			3D distance (mm)	Summed 1g SAR (W/kg)	SPLSR Results	Simultaneous SAR
					X	Y	Z				
	LTE Band 7 Ant.2	Back	0.621	5	5.6	2.74	0.36	125.1	1.80	0.02	Not required
	WLAN5GHz		1.176	5	-6.31	-1.1	0.37				



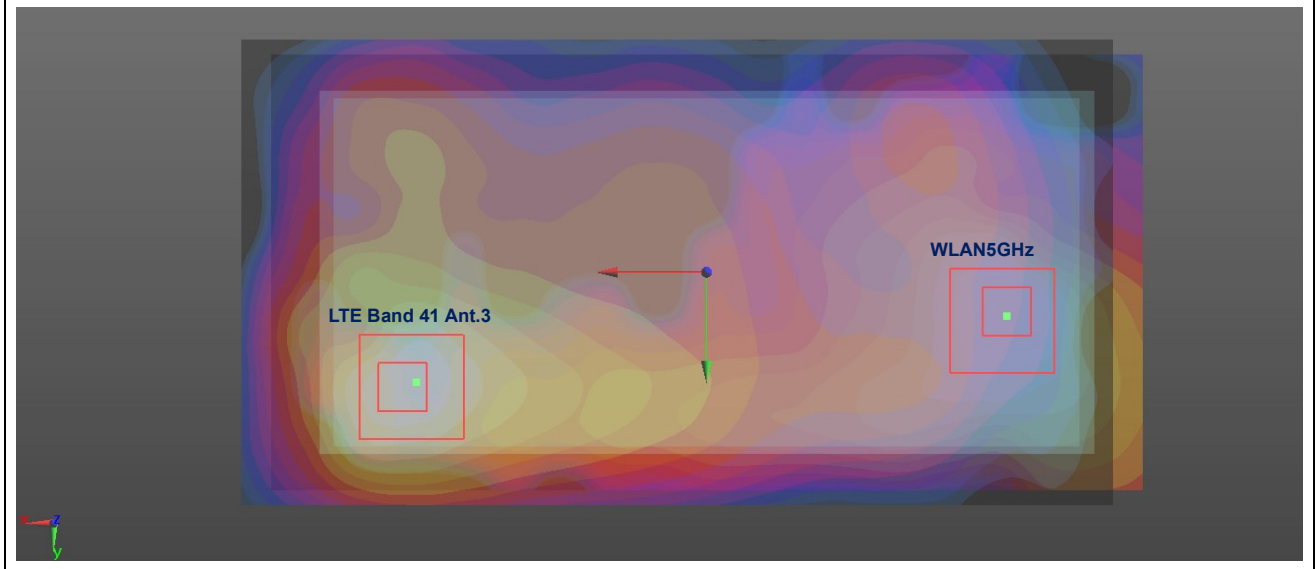
Case #21	Band	Position	1g SAR (W/kg)	Gap (mm)	SAR peak location (cm)			3D distance (mm)	Summed 1g SAR (W/kg)	SPLSR Results	Simultaneous SAR
					X	Y	Z				
	LTE Band 7 Ant.3	Back	0.664	5	5.6	2.74	0.36	125.1	1.84	0.02	Not required
	WLAN5GHz		1.176	5	-6.31	-1.1	0.37				



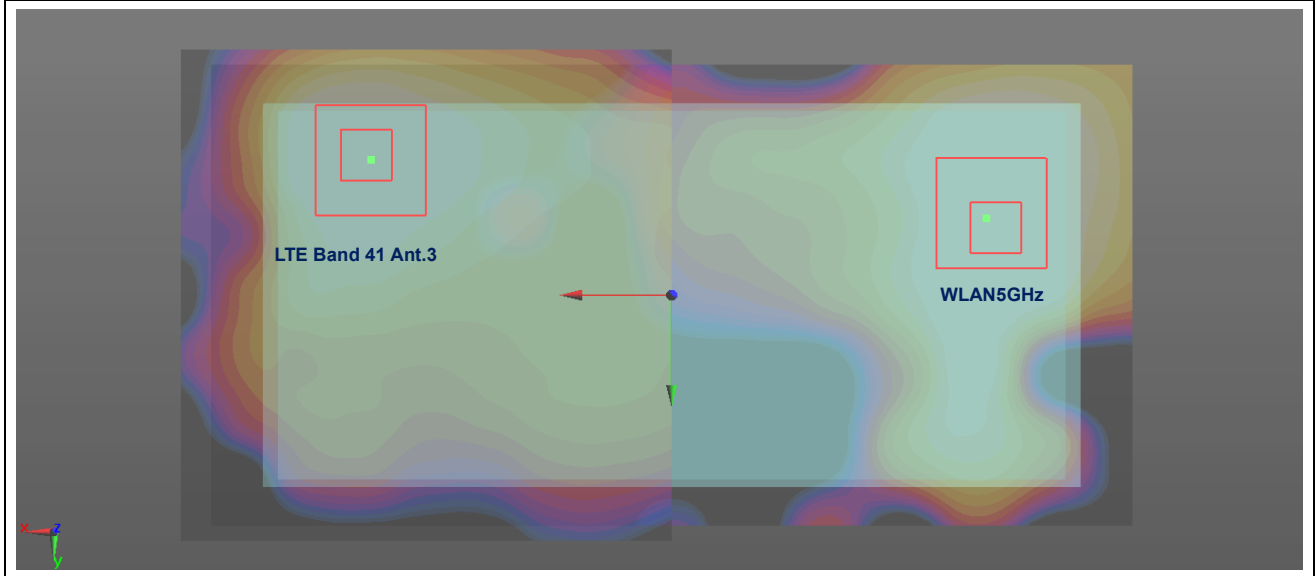
Case #22	Band	Position	1g SAR (W/kg)	Gap (mm)	SAR peak location (cm)			3D distance (mm)	Summed 1g SAR (W/kg)	SPLSR Results	Simultaneous SAR
					X	Y	Z				
	LTE Band 41 Ant.2	Back	0.548	5	5.28	-2.64	0.39	116.9	1.72	0.02	Not required
	WLAN5GHz		1.176	5	-6.31	-1.1	0.37				



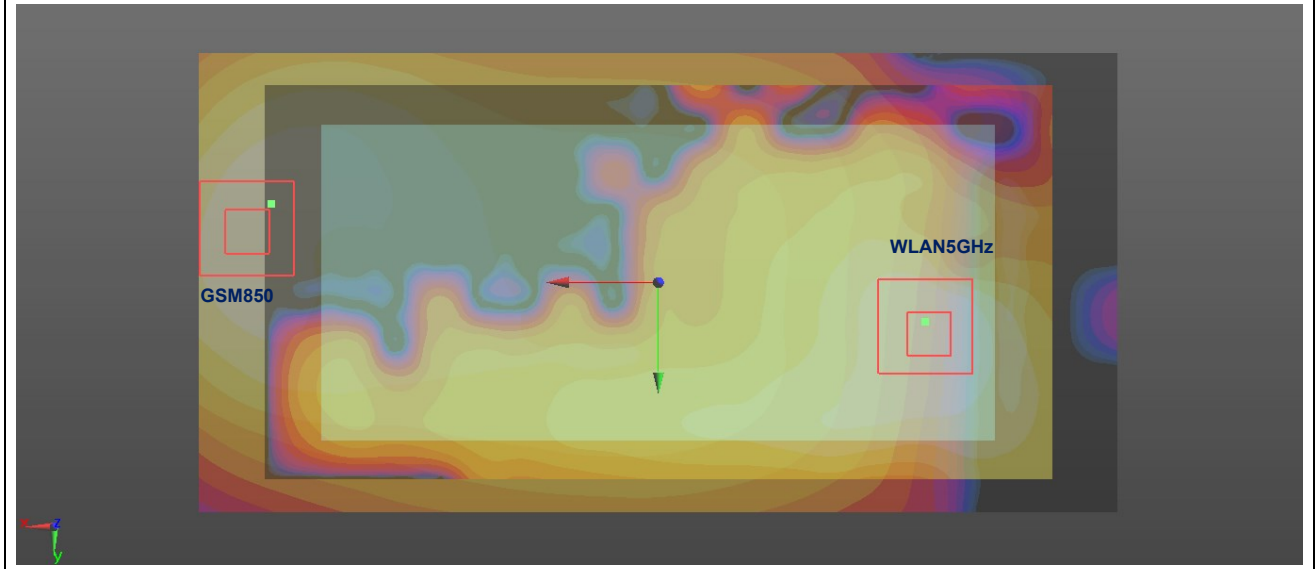
Case #23	Band	Position	1g SAR (W/kg)	Gap (mm)	SAR peak location (cm)			3D distance (mm)	Summed 1g SAR (W/kg)	SPLSR Results	Simultaneous SAR
					X	Y	Z				
	LTE Band 41 Ant.3	Front	1.082	5	6.06	2.28	0.4	125.7	1.71	0.02	Not required
	WLAN5GHz		0.626	5	-6.44	0.98	0.37				



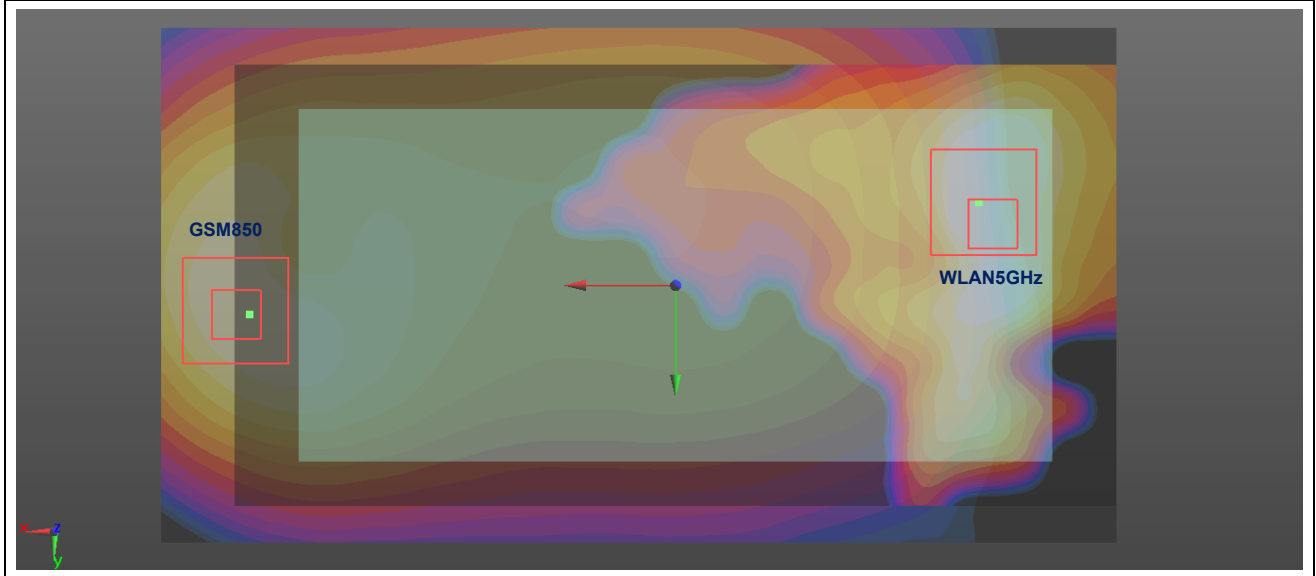
Case #24	Band	Position	1g SAR (W/kg)	Gap (mm)	SAR peak location (cm)			3D distance (mm)	Summed 1g SAR (W/kg)	SPLSR Results	Simultaneous SAR
					X	Y	Z				
	LTE Band 41 Ant.3	Back	0.453	5	5.28	-2.64	0.39	116.9	1.63	0.02	Not required
	WLAN5GHz		1.176	5	-6.31	-1.1	0.37				



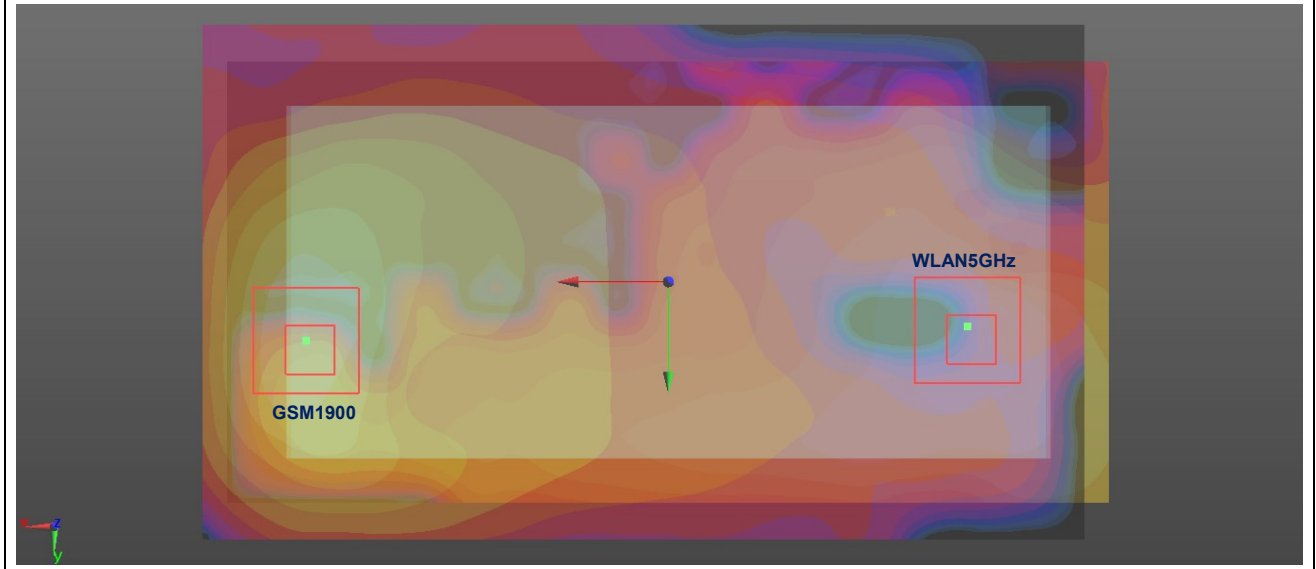
Case #25	Band	Position	1g SAR (W/kg)	Gap (mm)	SAR peak location (cm)			3D distance (mm)	Summed 1g SAR (W/kg)	SPLSR Results	Simultaneous SAR
	GSM850				WLAN5GHz	X	Y				
	GSM850	Front	1.142	5	9.33	-1.16	0.4	158.5	2.31	0.02	Not required
	WLAN5GHz		1.167	5	-6.34	1.22	0.38				



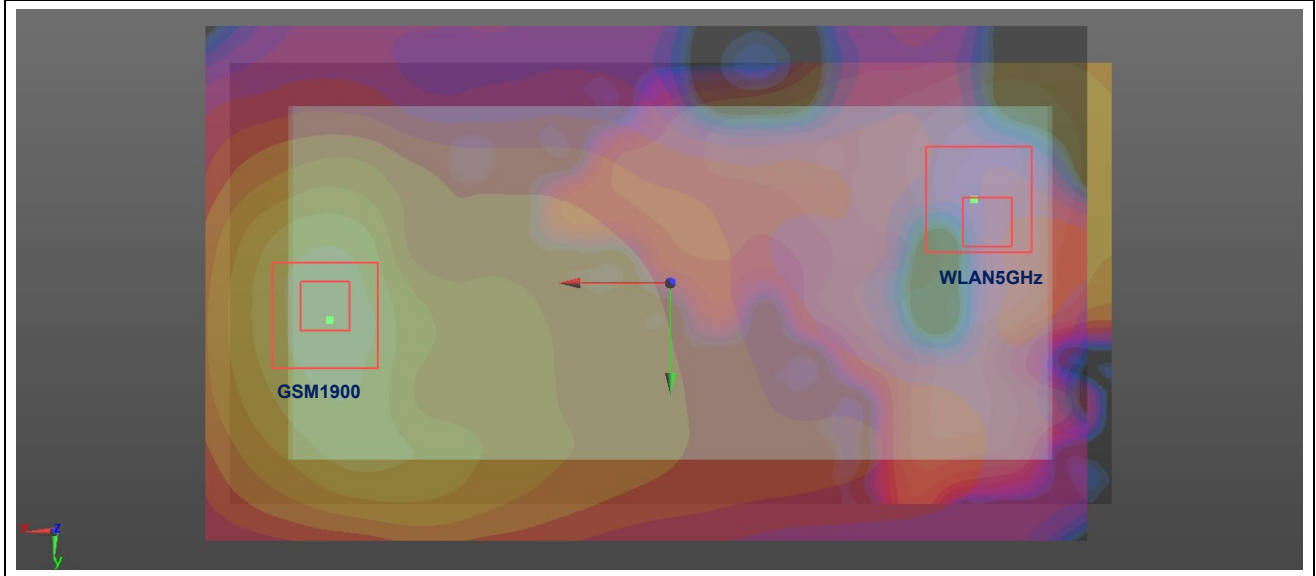
Case #26	Band	Position	1g SAR (W/kg)	Gap (mm)	SAR peak location (cm)			3D distance (mm)	Summed 1g SAR (W/kg)	SPLSR Results	Simultaneous SAR
	GSM850				WLAN5GHz	X	Y				
	GSM850	Back	0.929	5	9.02	0.6	0.39	156.2	2.10	0.02	Not required
	WLAN5GHz		1.167	5	-6.52	-0.98	0.37				



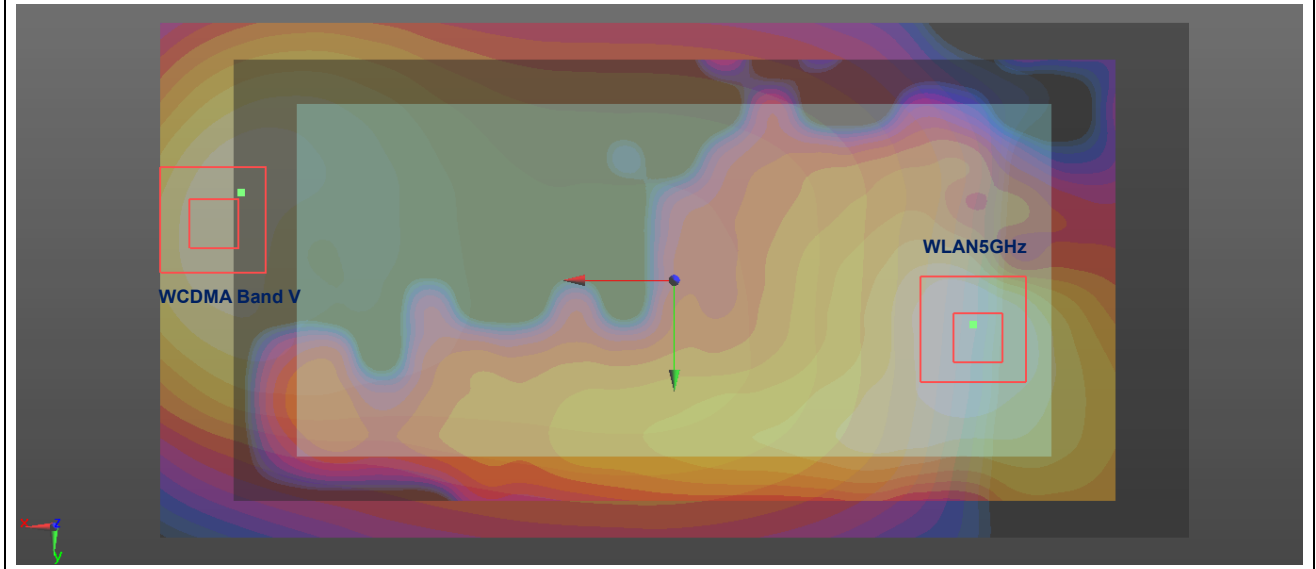
Case #27	Band	Position	1g SAR (W/kg)	Gap (mm)	SAR peak location (cm)			3D distance (mm)	Summed 1g SAR (W/kg)	SPLSR Results	Simultaneous SAR
	GSM1900				X	Y	Z				
	GSM1900	Front	0.785	5	7.24	1.52	0.4	135.8	1.95	0.02	Not required
	WLAN5GHz		1.167	5	-6.34	1.22	0.38				




Case #28	Band	Position	1g SAR (W/kg)	Gap (mm)	SAR peak location (cm)			3D distance (mm)	Summed 1g SAR (W/kg)	SPLSR Results	Simultaneous SAR
	GSM1900				X	Y	Z				
	GSM1900	Back	0.645	5	7.4	0.27	0.41	139.8	1.81	0.02	Not required
	WLAN5GHz		1.167	5	-6.52	-0.98	0.37				



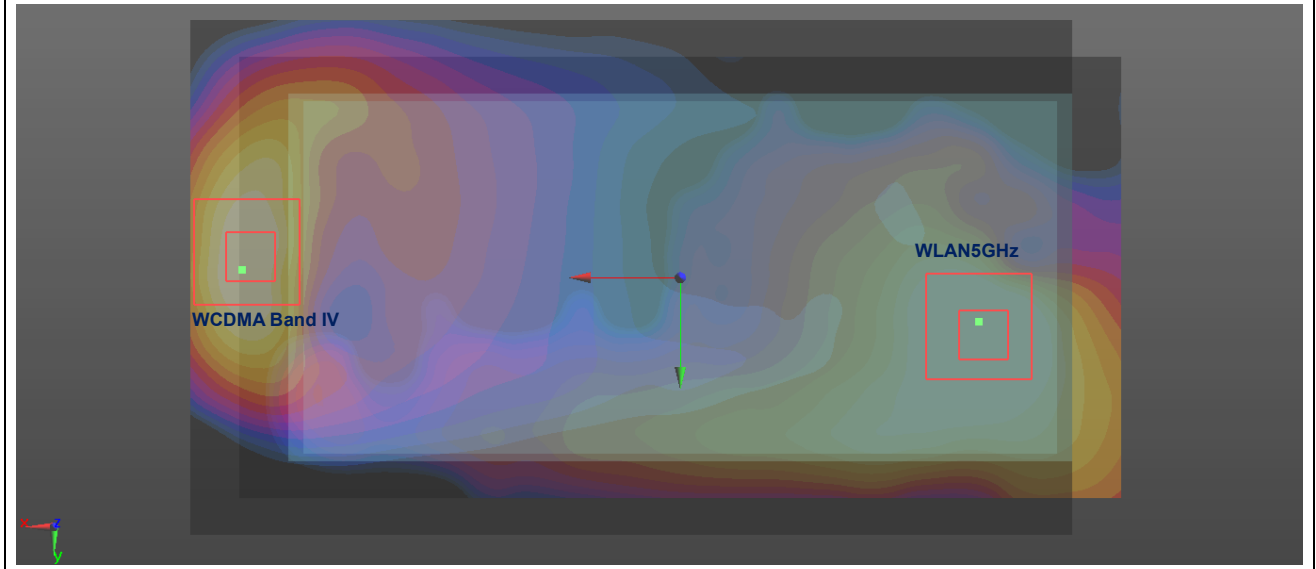
Case #29	Band	Position	1g SAR (W/kg)	Gap (mm)	SAR peak location (cm)			3D distance (mm)	Summed 1g SAR (W/kg)	SPLSR Results	Simultaneous SAR
					X	Y	Z				
	WCDMA Band V	Front	0.940	5	7.98	-0.44	0.53	144.2	2.11	0.02	Not required
	WLAN5GHz		1.167	5	-6.34	1.22	0.38				



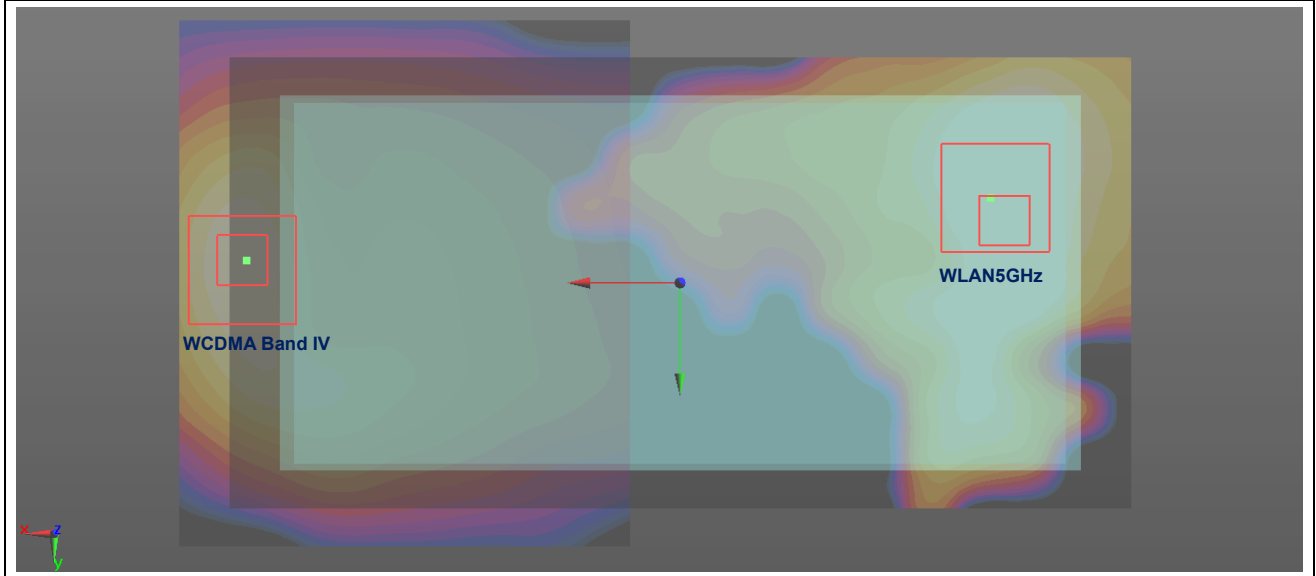
Case #30	Band	Position	1g SAR (W/kg)	Gap (mm)	SAR peak location (cm)			3D distance (mm)	Summed 1g SAR (W/kg)	SPLSR Results	Simultaneous SAR
					X	Y	Z				
	WCDMA Band V	Back	0.553	5	8.7	0.92	0.39	153.4	1.72	0.01	Not required
	WLAN5GHz		1.167	5	-6.52	-0.98	0.37				



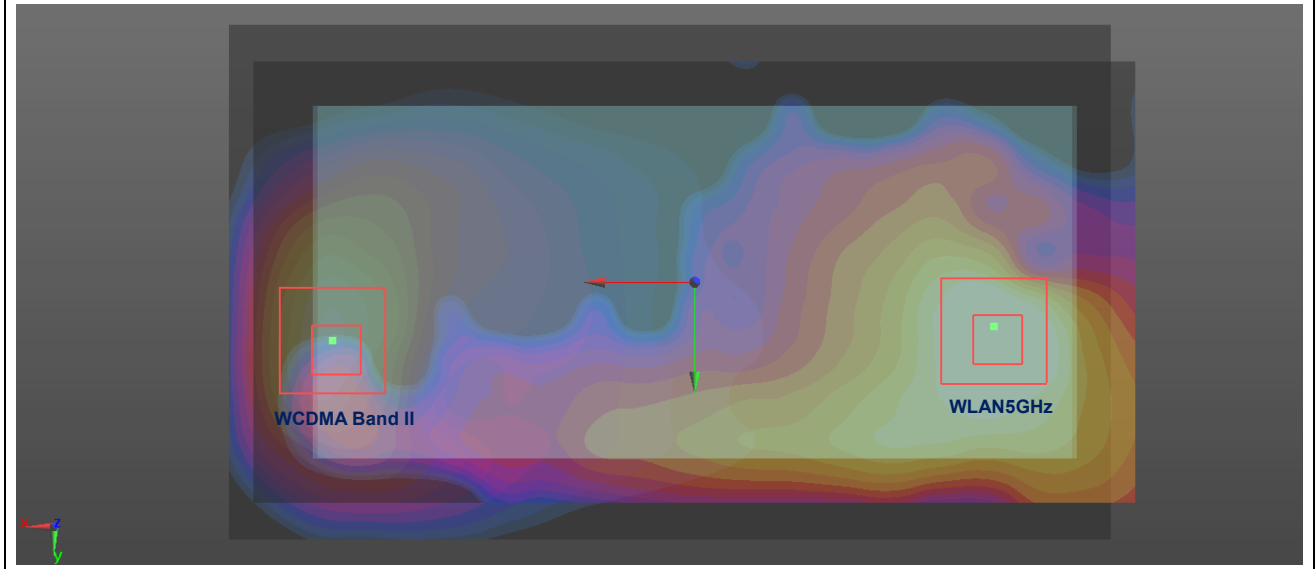
Case #31	Band	Position	1g SAR (W/kg)	Gap (mm)	SAR peak location (cm)			3D distance (mm)	Summed 1g SAR (W/kg)	SPLSR Results	Simultaneous SAR
					X	Y	Z				
	WCDMA Band IV	Front	0.775	5	8.79	-0.47	0.44	152.2	1.94	0.02	Not required
	WLAN5GHz		1.167	5	-6.34	1.22	0.38				



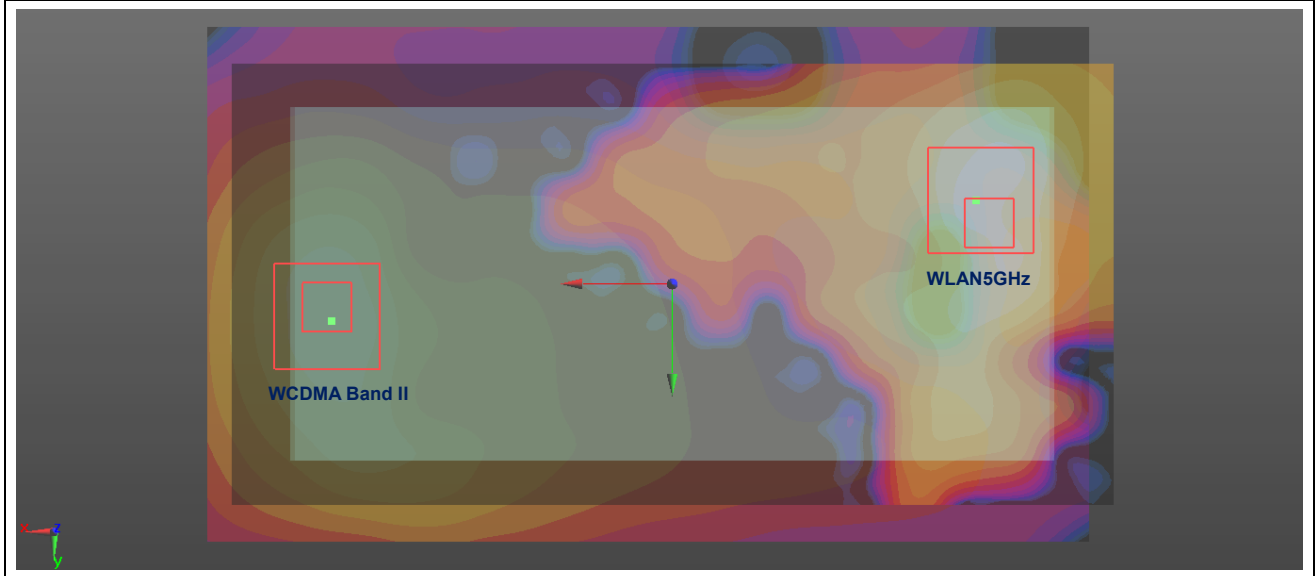
Case #32	Band	Position	1g SAR (W/kg)	Gap (mm)	SAR peak location (cm)			3D distance (mm)	Summed 1g SAR (W/kg)	SPLSR Results	Simultaneous SAR
					X	Y	Z				
	WCDMA Band IV	Back	0.428	5	8.65	-0.45	0.44	151.79	1.60	0.01	Not required
	WLAN5GHz		1.167	5	-6.52	-0.98	0.37				



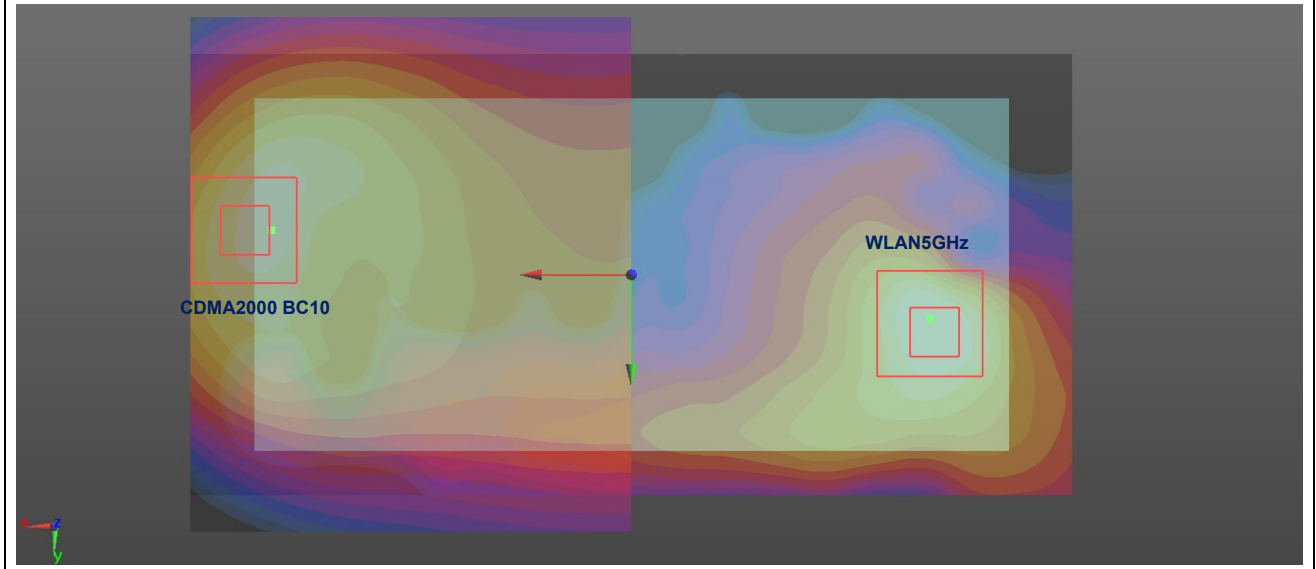
Case #33	Band	Position	1g SAR (W/kg)	Gap (mm)	SAR peak location (cm)			3D distance (mm)	Summed 1g SAR (W/kg)	SPLSR Results	Simultaneous SAR
					X	Y	Z				
	WCDMA Band II	Front	0.675	5	7.4	-0.27	0.49	138.2	1.84	0.02	Not required
	WLAN5GHz		1.167	5	-6.34	1.22	0.38				



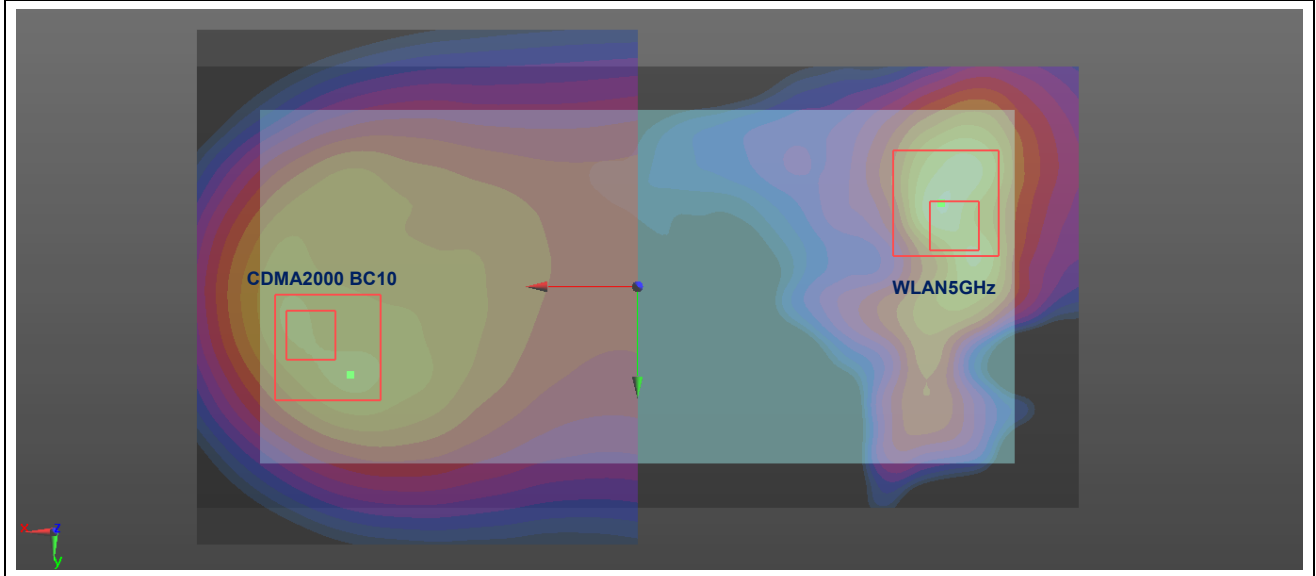
Case #34	Band	Position	1g SAR (W/kg)	Gap (mm)	SAR peak location (cm)			3D distance (mm)	Summed 1g SAR (W/kg)	SPLSR Results	Simultaneous SAR
					X	Y	Z				
	WCDMA Band II	Back	0.549	5	7.4	0.27	0.41	139.8	1.72	0.02	Not required
	WLAN5GHz		1.167	5	-6.52	-0.98	0.37				



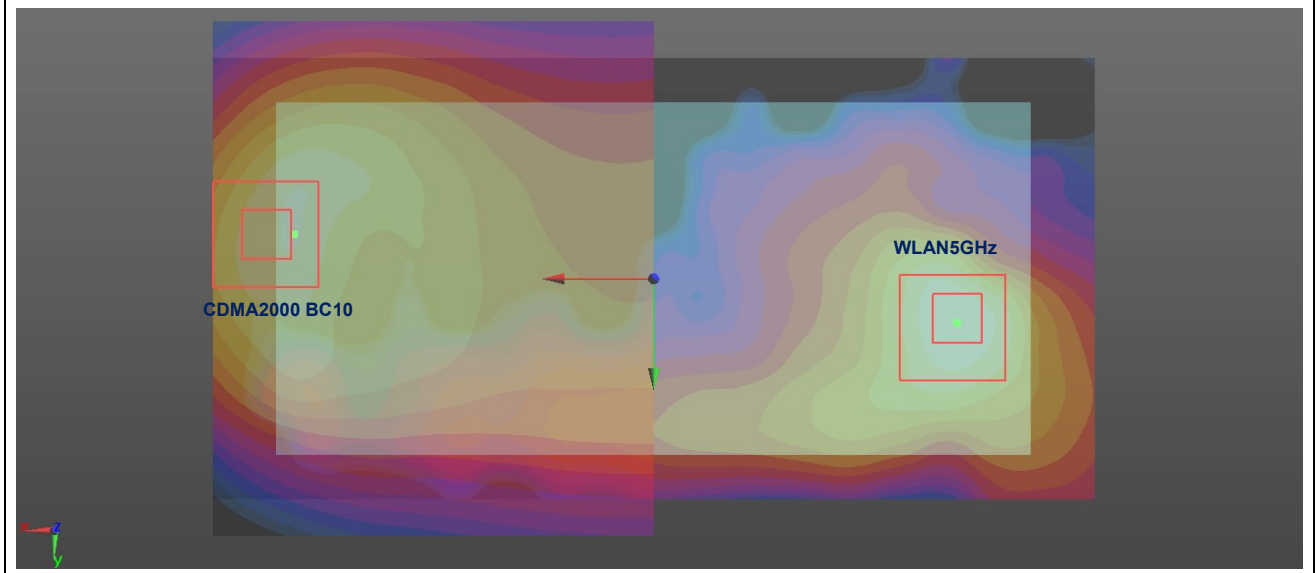
Case #35	Band	Position	1g SAR (W/kg)	Gap (mm)	SAR peak location (cm)			3D distance (mm)	Summed 1g SAR (W/kg)	SPLSR Results	Simultaneous SAR
					X	Y	Z				
	CDMA2000 BC10	Front	1.264	5	7.83	-0.9	0.39	143.3	2.43	0.03	Not required
	WLAN5GHz		1.167	5	-6.34	1.22	0.38				



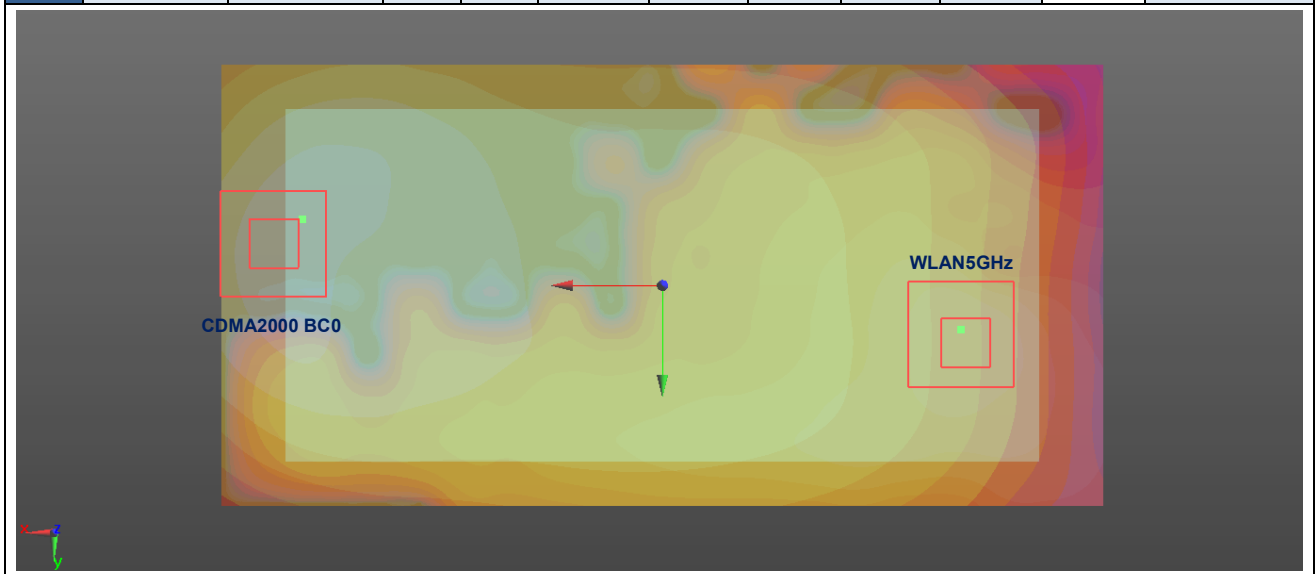
Case #36	Band	Position	1g SAR (W/kg)	Gap (mm)	SAR peak location (cm)			3D distance (mm)	Summed 1g SAR (W/kg)	SPLSR Results	Simultaneous SAR
					X	Y	Z				
	CDMA2000 BC10	Back	1.115	5	6.65	1	0.39	133.2	2.28	0.03	Not required
	WLAN5GHz		1.167	5	-6.52	-0.98	0.37				



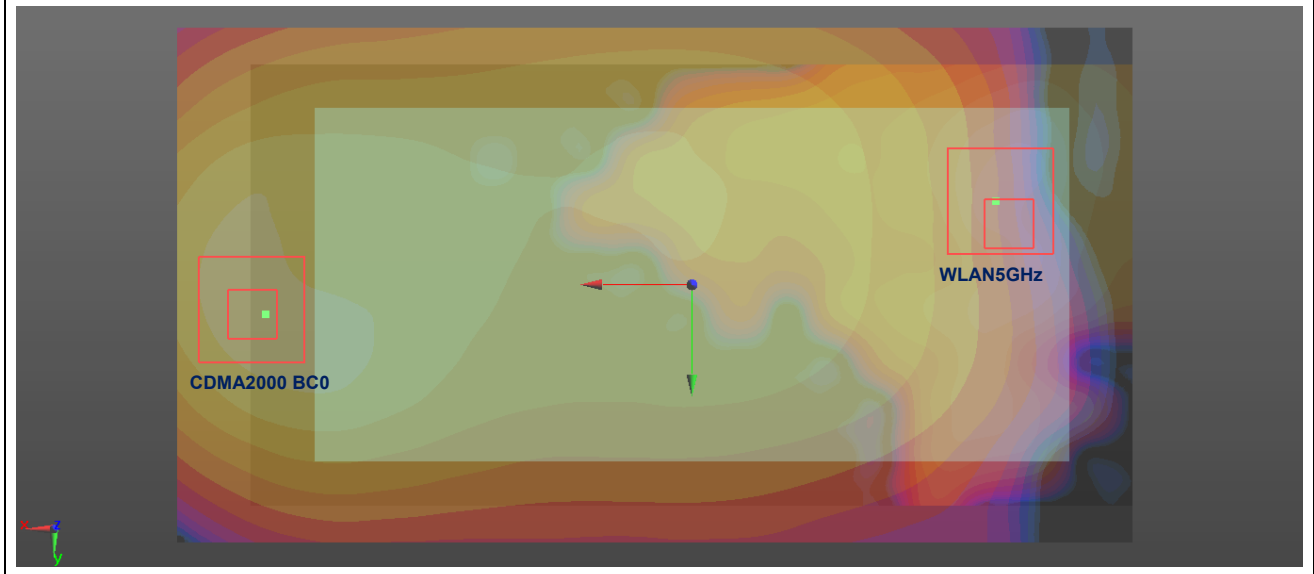
Case #37	Band	Position	1g SAR (W/kg)	Gap (mm)	SAR peak location (cm)			3D distance (mm)	Summed 1g SAR (W/kg)	SPLSR Results	Simultaneous SAR
					X	Y	Z				
	CDMA2000 BC10	Front with Headset	0.952	5	7.83	-0.87	0.39	143.9	1.99	0.02	Not required
	WLAN5GHz		1.034	5	-6.44	0.98	0.37				



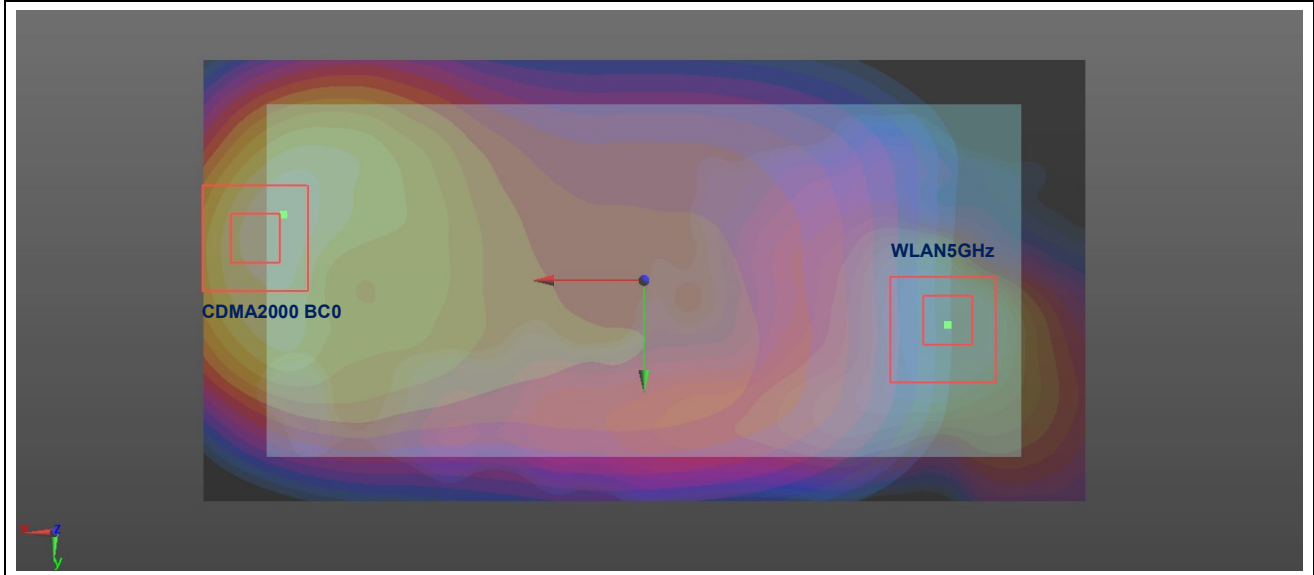
Case #38	Band	Position	1g SAR (W/kg)	Gap (mm)	SAR peak location (cm)			3D distance (mm)	Summed 1g SAR (W/kg)	SPLSR Results	Simultaneous SAR
					X	Y	Z				
	CDMA2000 BC0	Front	1.405	5	7.83	-0.87	0.39	143.2	2.57	0.03	Not required
	WLAN5GHz		1.167	5	-6.34	1.22	0.38				



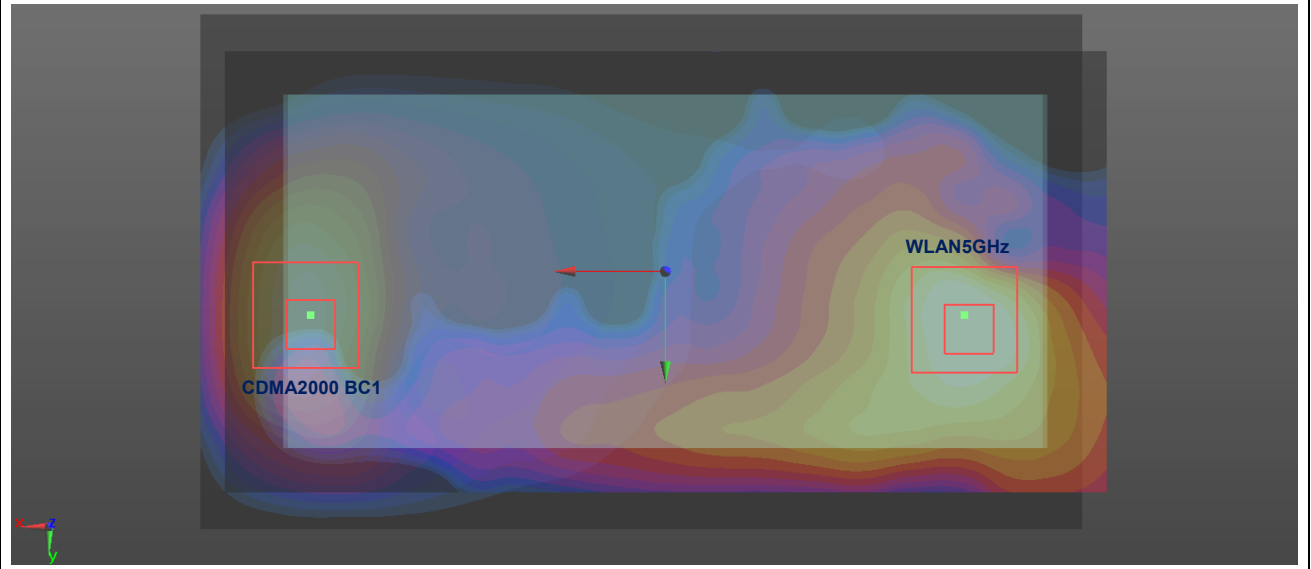
Case #39	Band	Position	1g SAR (W/kg)	Gap (mm)	SAR peak location (cm)			3D distance (mm)	Summed 1g SAR (W/kg)	SPLSR Results	Simultaneous SAR
					X	Y	Z				
	CDMA2000 BC0	Back	1.014	5	9.02	0.6	0.39	156.2	2.18	0.02	Not required
	WLAN5GHz		1.167	5	-6.52	-0.98	0.37				



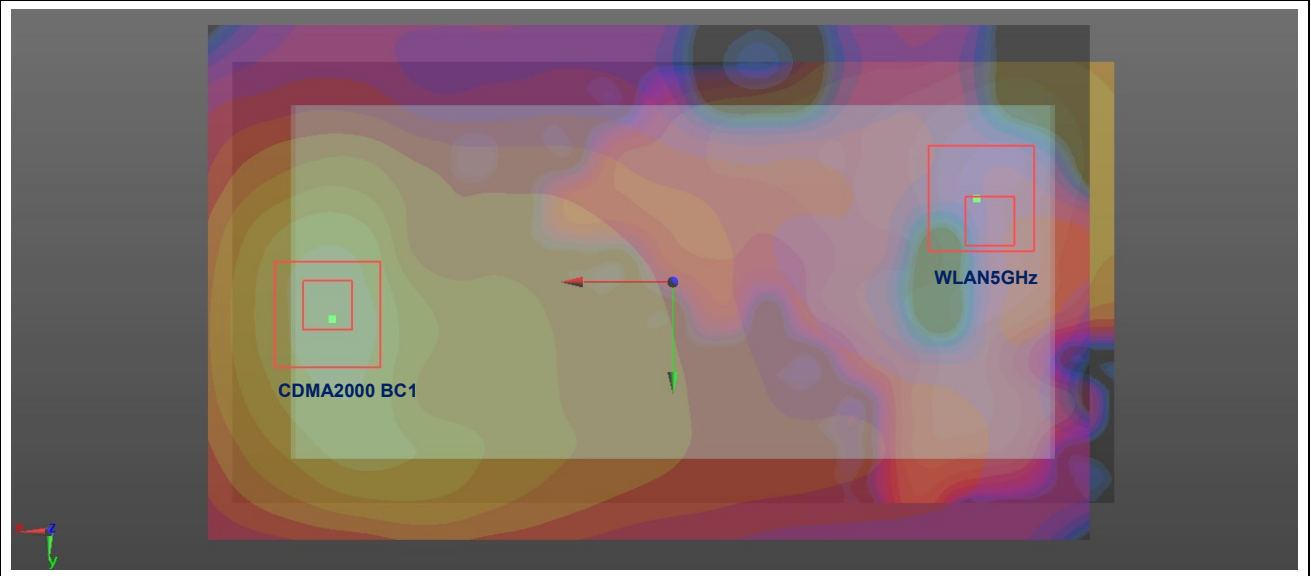
Case #40	Band	Position	1g SAR (W/kg)	Gap (mm)	SAR peak location (cm)			3D distance (mm)	Summed 1g SAR (W/kg)	SPLSR Results	Simultaneous SAR
					X	Y	Z				
	CDMA2000 BC0	Front with Headset	0.768	5	7.83	-0.87	0.39	143.9	1.80	0.02	Not required
	WLAN5GHz		1.034	5	-6.44	0.98	0.37				



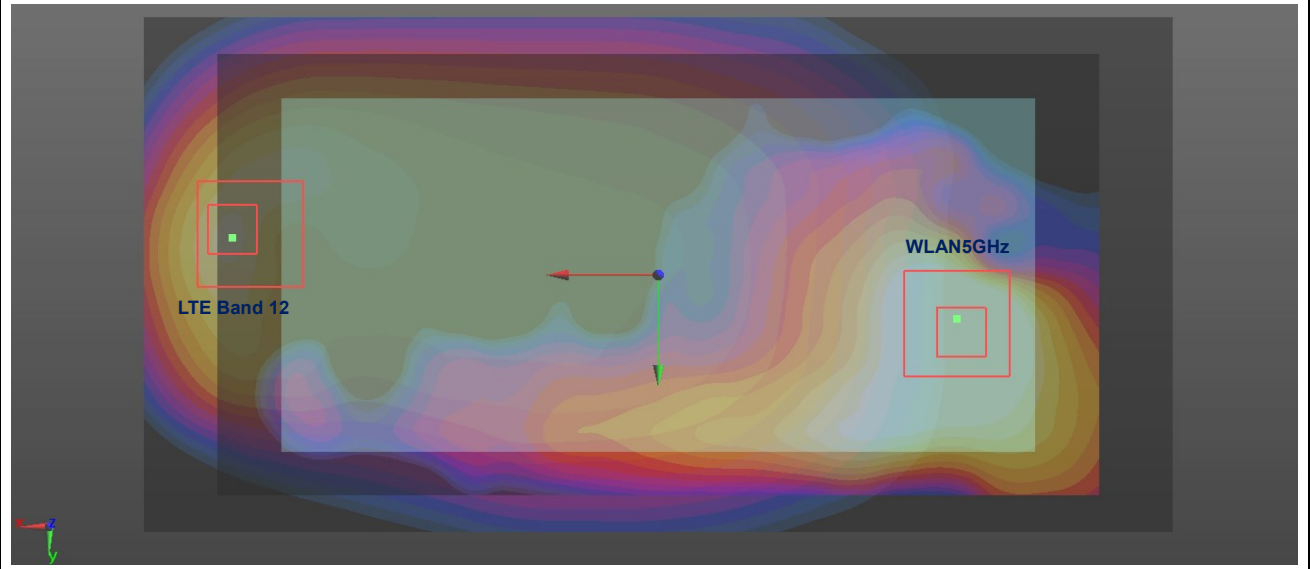
Case #41	Band	Position	1g SAR (W/kg)	Gap (mm)	SAR peak location (cm)			3D distance (mm)	Summed 1g SAR (W/kg)	SPLSR Results	Simultaneous SAR
					X	Y	Z				
	CDMA2000 BC1	Front	0.732	5	7.54	-0.31	0.49	139.6	1.90	0.02	Not required
	WLAN5GHz		1.167	5	-6.34	1.22	0.38				



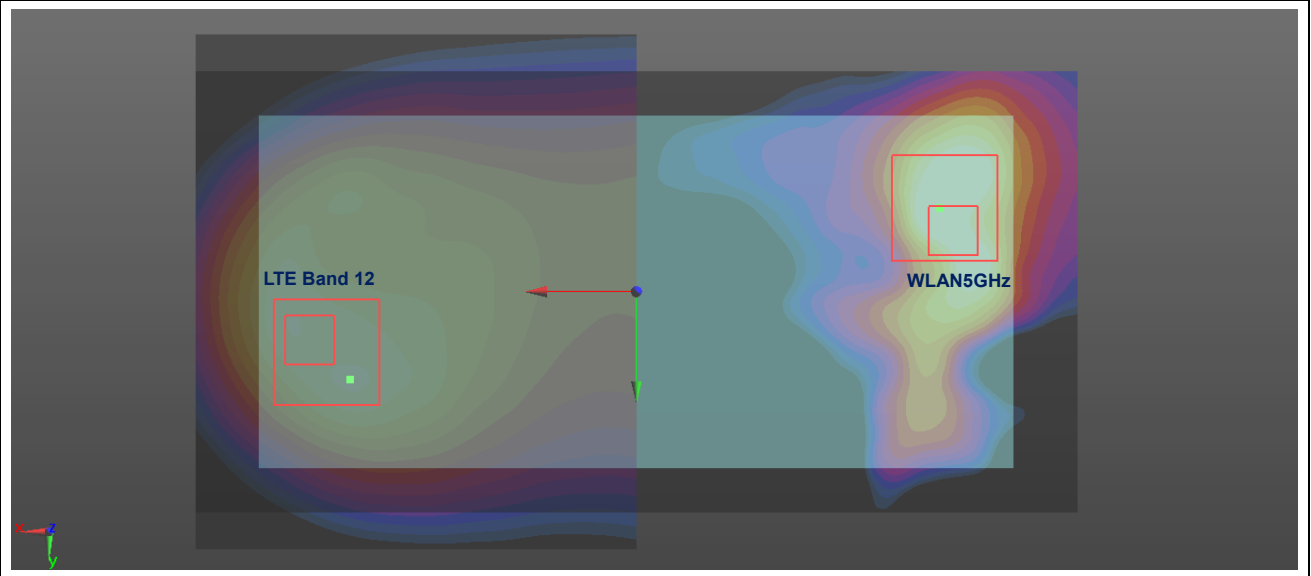
Case #42	Band	Position	1g SAR (W/kg)	Gap (mm)	SAR peak location (cm)			3D distance (mm)	Summed 1g SAR (W/kg)	SPLSR Results	Simultaneous SAR
					X	Y	Z				
	CDMA2000 BC1	Back	0.558	5	7.4	0.27	0.41	139.8	1.73	0.02	Not required
	WLAN5GHz		1.167	5	-6.52	-0.98	0.37				



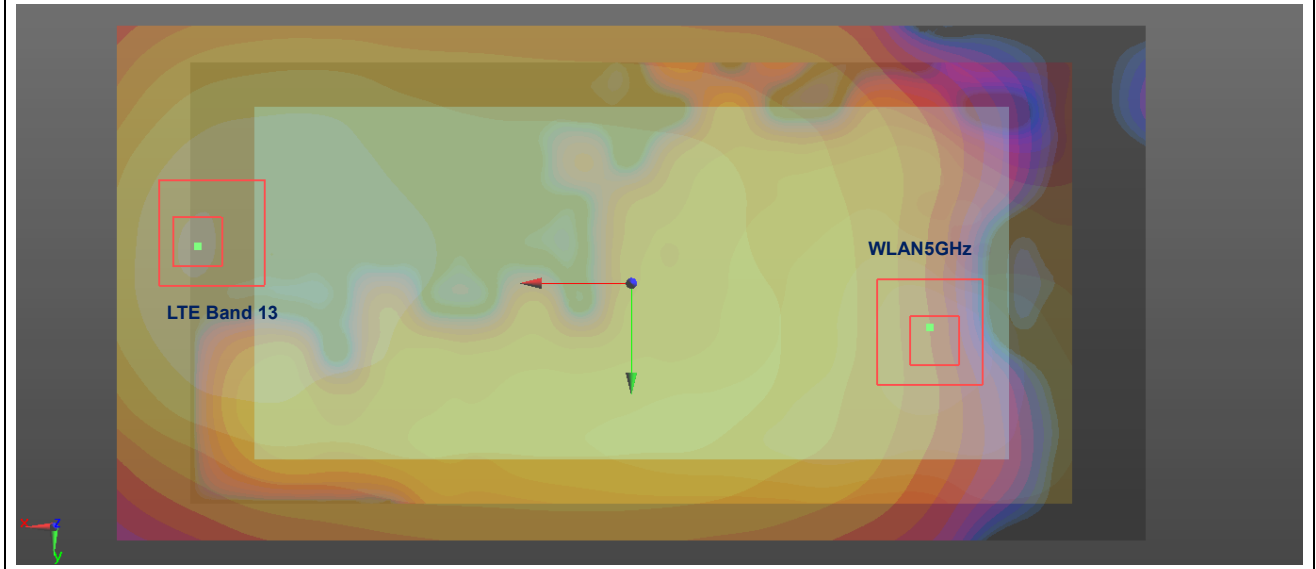
Case #43	Band	Position	1g SAR (W/kg)	Gap (mm)	SAR peak location (cm)			3D distance (mm)	Summed 1g SAR (W/kg)	SPLSR Results	Simultaneous SAR
					X	Y	Z				
	LTE Band 12	Front	0.661	5	8.7	-0.91	0.39	151.9	1.83	0.02	Not required
	WLAN5GHz		1.167	5	-6.34	1.22	0.38				



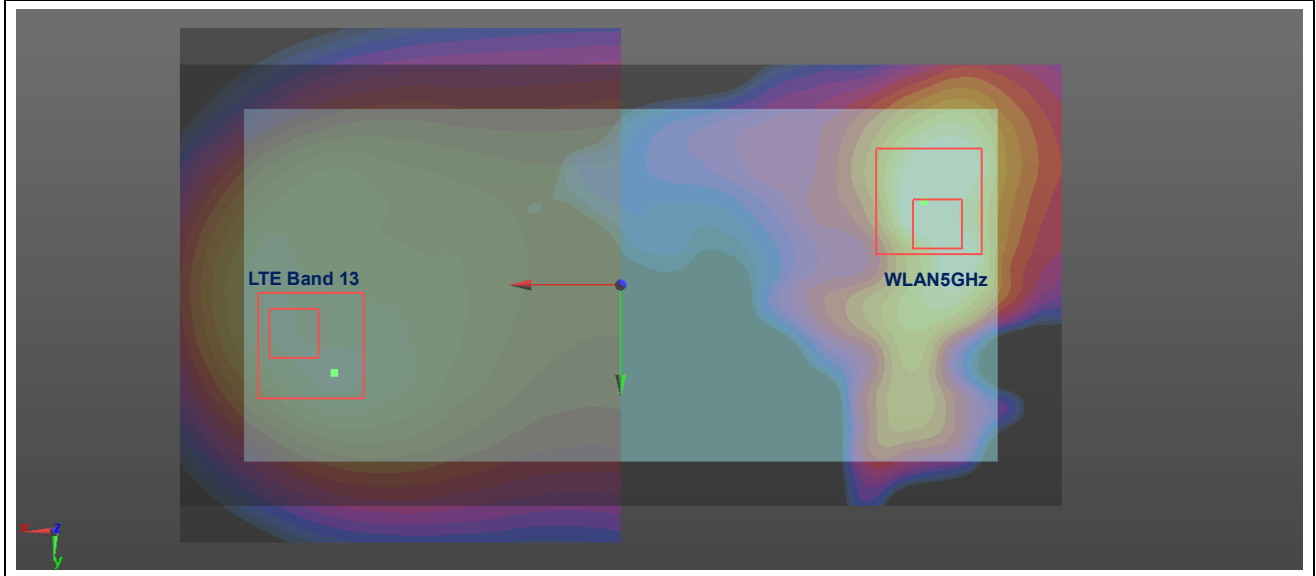
Case #44	Band	Position	1g SAR (W/kg)	Gap (mm)	SAR peak location (cm)			3D distance (mm)	Summed 1g SAR (W/kg)	SPLSR Results	Simultaneous SAR
					X	Y	Z				
	LTE Band 12	Back	0.576	5	8.7	0.92	0.39	153.4	1.74	0.02	Not required
	WLAN5GHz		1.167	5	-6.52	-0.98	0.37				



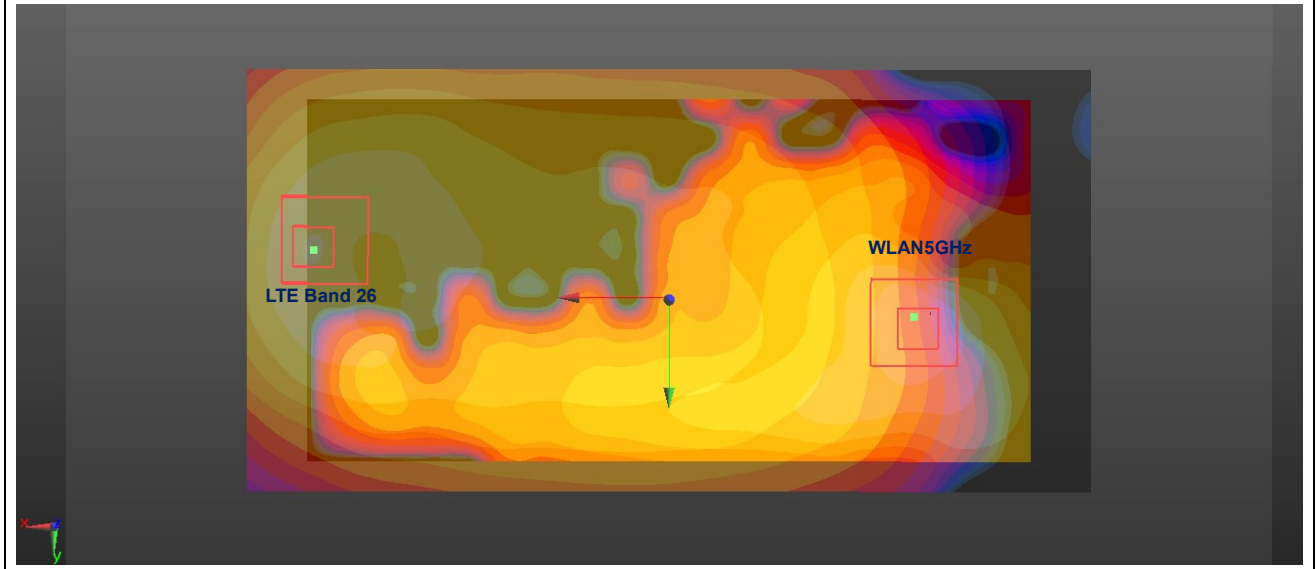
Case #45	Band	Position	1g SAR (W/kg)	Gap (mm)	SAR peak location (cm)			3D distance (mm)	Summed 1g SAR (W/kg)	SPLSR Results	Simultaneous SAR
					X	Y	Z				
	LTE Band 13	Front	1.025	5	8.69	-1.07	0.39	152.0	2.19	0.02	Not required
	WLAN5GHz		1.167	5	-6.34	1.22	0.38				



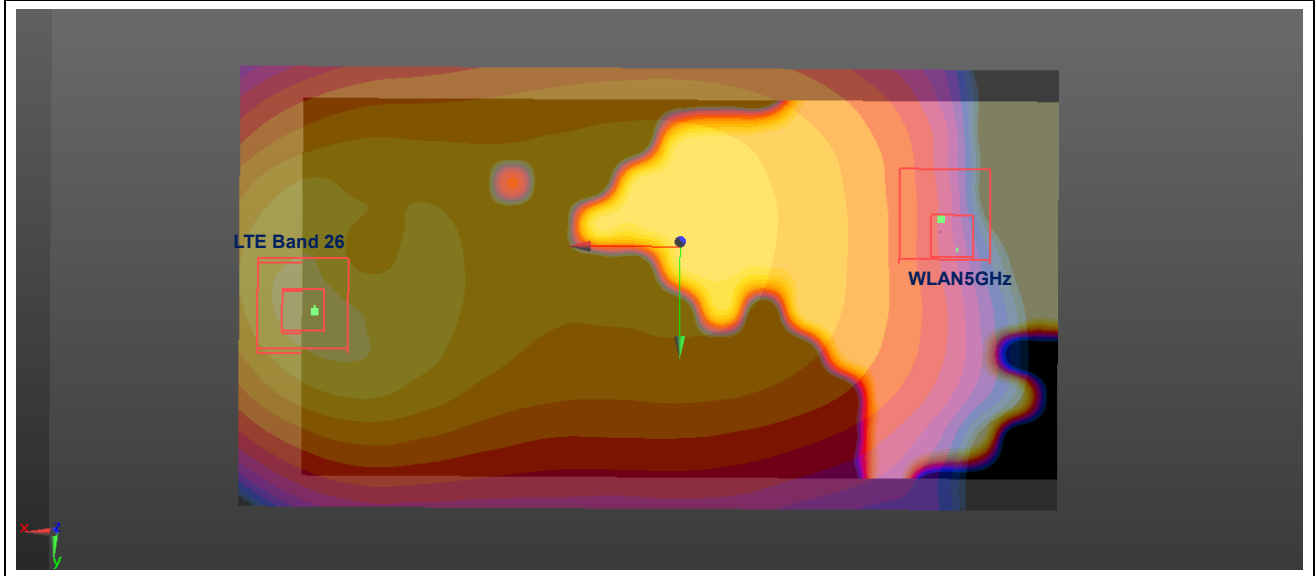
Case #46	Band	Position	1g SAR (W/kg)	Gap (mm)	SAR peak location (cm)			3D distance (mm)	Summed 1g SAR (W/kg)	SPLSR Results	Simultaneous SAR
					X	Y	Z				
	LTE Band 13	Back	0.954	5	8.7	0.92	0.39	153.4	2.12	0.02	Not required
	WLAN5GHz		1.167	5	-6.52	-0.98	0.37				



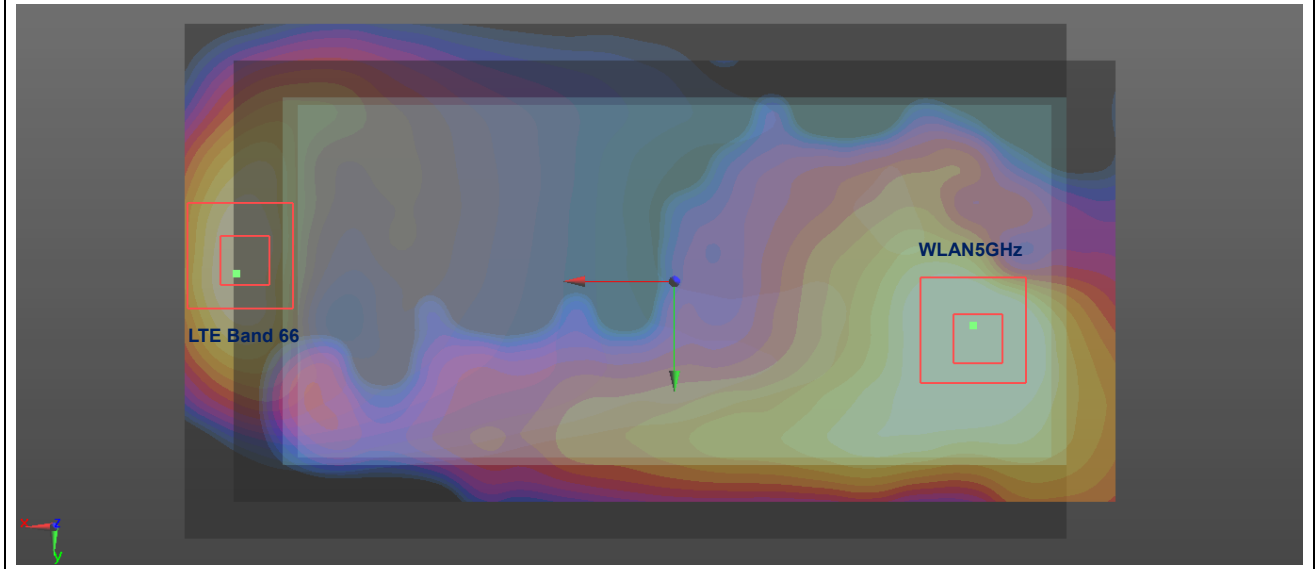
Case #47	Band	Position	1g SAR (W/kg)	Gap (mm)	SAR peak location (cm)			3D distance (mm)	Summed 1g SAR (W/kg)	SPLSR Results	Simultaneous SAR
					X	Y	Z				
	LTE Band 26	Front	1.053	5	8.7	0.2	0.55	150.8	2.22	0.02	Not required
	WLAN5GHz		1.167	5	-6.34	1.22	0.38				



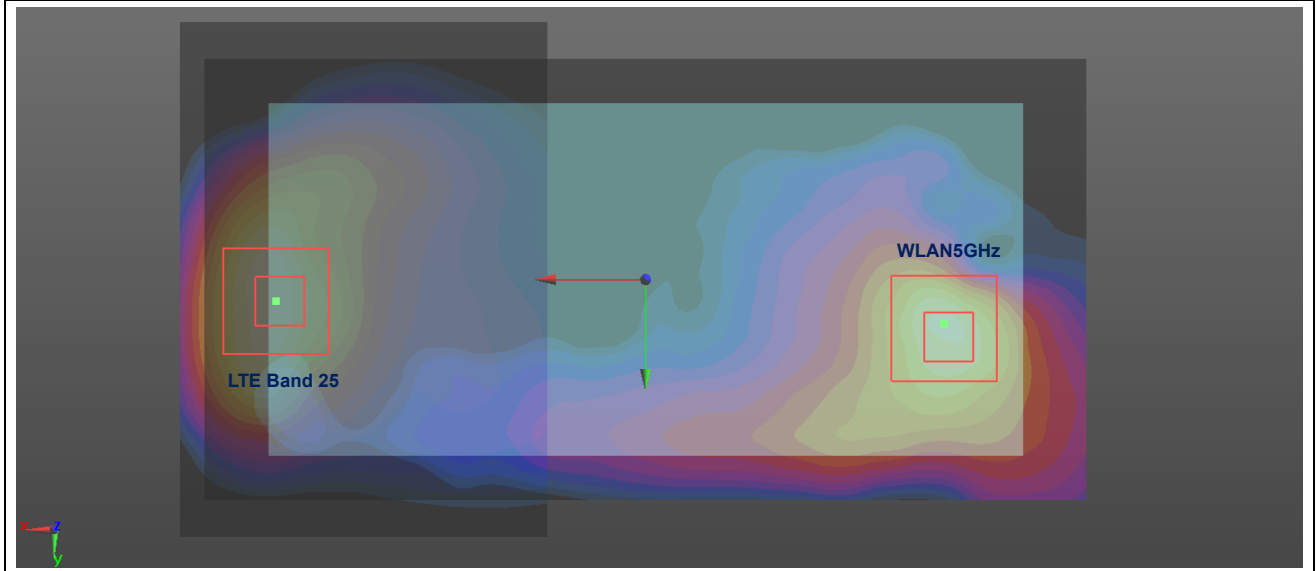
Case #48	Band	Position	1g SAR (W/kg)	Gap (mm)	SAR peak location (cm)			3D distance (mm)	Summed 1g SAR (W/kg)	SPLSR Results	Simultaneous SAR
					X	Y	Z				
	LTE Band 26	Back	1.042	5	7.35	1.95	0.55	141.8	2.21	0.02	Not required
	WLAN5GHz		1.167	5	-6.52	-0.98	0.37				



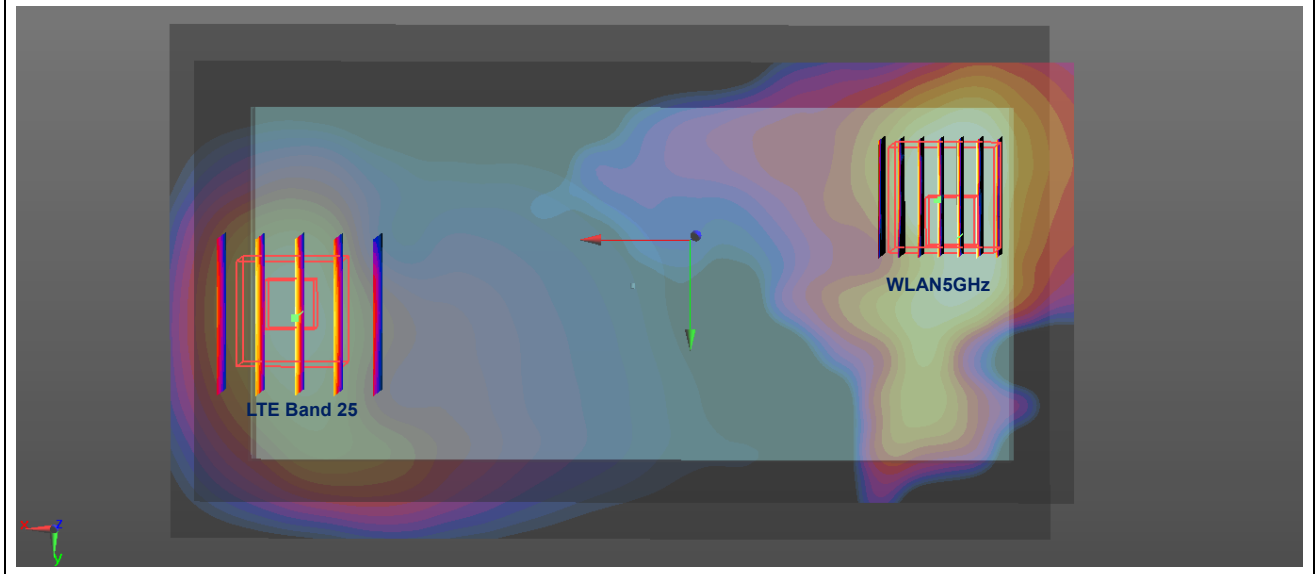
Case #49	Band	Position	1g SAR (W/kg)	Gap (mm)	SAR peak location (cm)			3D distance (mm)	Summed 1g SAR (W/kg)	SPLSR Results	Simultaneous SAR
	LTE Band 66				WLAN5GHz	X	Y				
	LTE Band 66	Front	0.603	5	7.4	0.27	0.41	137.7	1.77	0.02	Not required
	WLAN5GHz		1.167	5	-6.34	1.22	0.38				



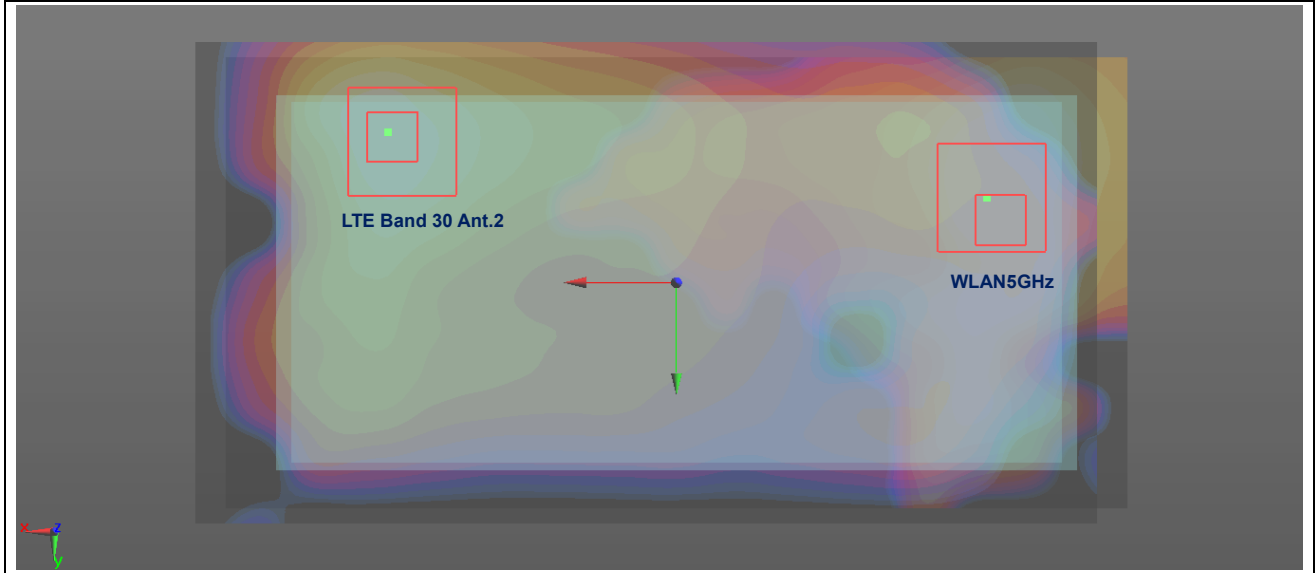
Case #50	Band	Position	1g SAR (W/kg)	Gap (mm)	SAR peak location (cm)			3D distance (mm)	Summed 1g SAR (W/kg)	SPLSR Results	Simultaneous SAR
	LTE Band 25				WLAN5GHz	X	Y				
	LTE Band 25	Front	0.702	5	8.79	-0.47	0.44	152.2	1.87	0.02	Not required
	WLAN5GHz		1.167	5	-6.34	1.22	0.38				



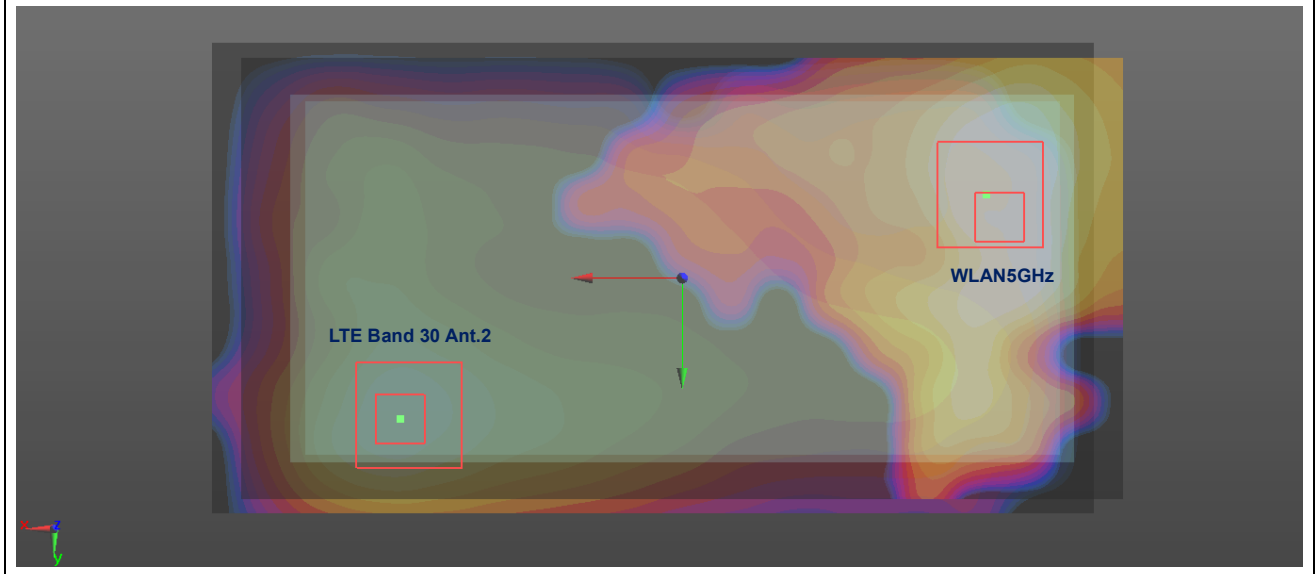
Case #51	Band	Position	1g SAR (W/kg)	Gap (mm)	SAR peak location (cm)			3D distance (mm)	Summed 1g SAR (W/kg)	SPLSR Results	Simultaneous SAR
					X	Y	Z				
	LTE Band 25	Back	0.503	5	7.4	0.27	0.41	139.8	1.67	0.02	Not required
	WLAN5GHz		1.167	5	-6.52	-0.98	0.37				



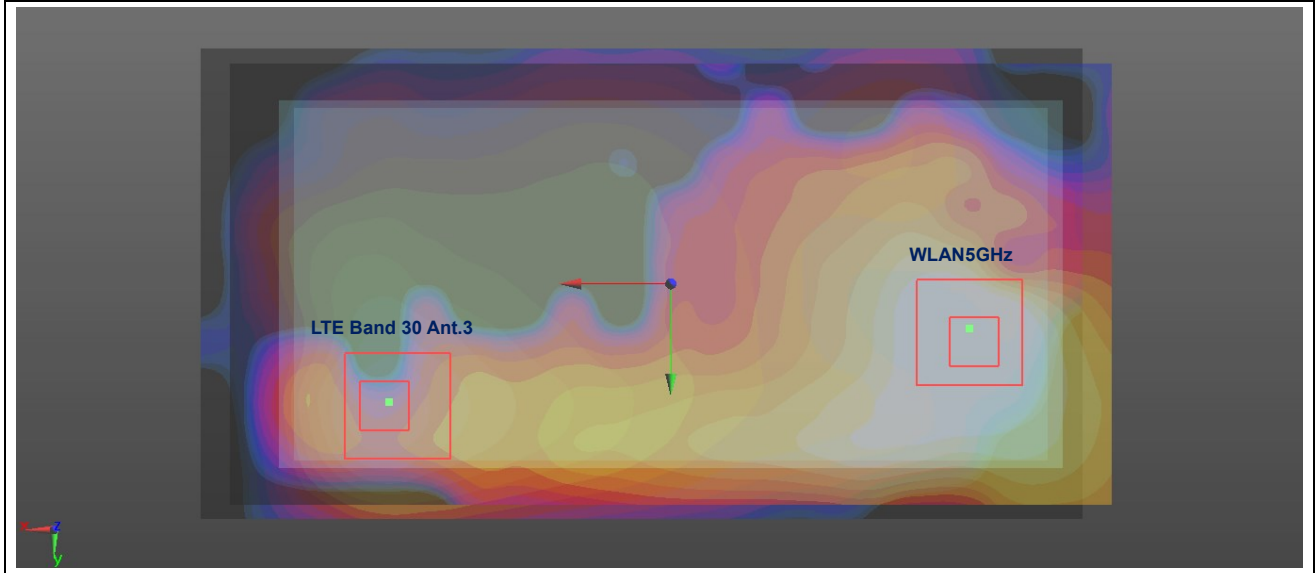
Case #52	Band	Position	1g SAR (W/kg)	Gap (mm)	SAR peak location (cm)			3D distance (mm)	Summed 1g SAR (W/kg)	SPLSR Results	Simultaneous SAR
					X	Y	Z				
	LTE Band 30 Ant.2	Front	0.704	5	5.96	-2.9	0.36	129.72	1.87	0.02	Not required
	WLAN5GHz		1.167	5	-6.34	1.22	0.38				



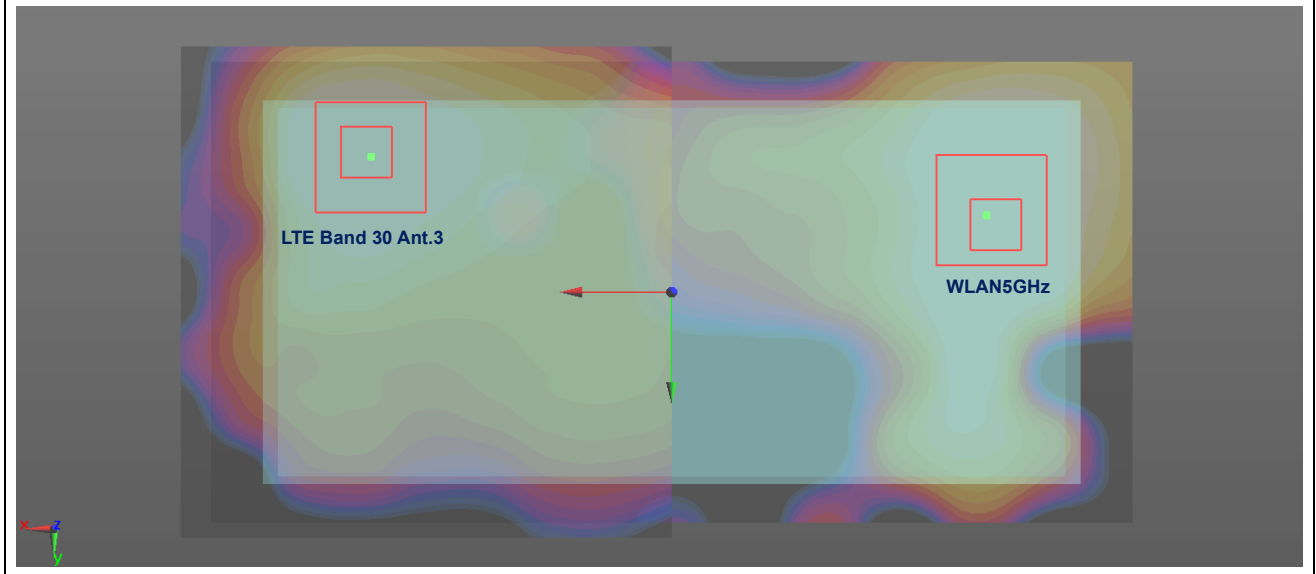
Case #53	Band	Position	1g SAR (W/kg)	Gap (mm)	SAR peak location (cm)			3D distance (mm)	Summed 1g SAR (W/kg)	SPLSR Results	Simultaneous SAR
					X	Y	Z				
	LTE Band 30 Ant.2	Back	0.735	5	5.96	2.88	0.36	130.6	1.90	0.02	Not required
	WLAN5GHz		1.167	5	-6.52	-0.98	0.37				



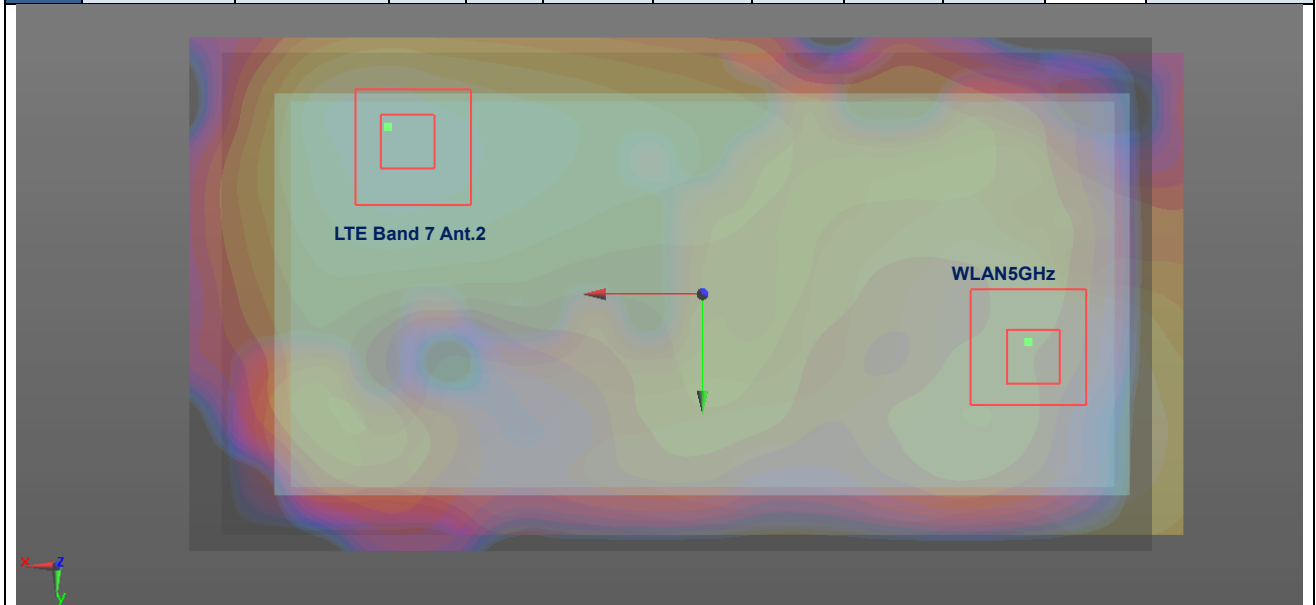
Case #54	Band	Position	1g SAR (W/kg)	Gap (mm)	SAR peak location (cm)			3D distance (mm)	Summed 1g SAR (W/kg)	SPLSR Results	Simultaneous SAR
					X	Y	Z				
	LTE Band 30 Ant.3	Front	0.781	5	6.06	2.6	0.37	124.8	1.95	0.02	Not required
	WLAN5GHz		1.167	5	-6.34	1.22	0.38				



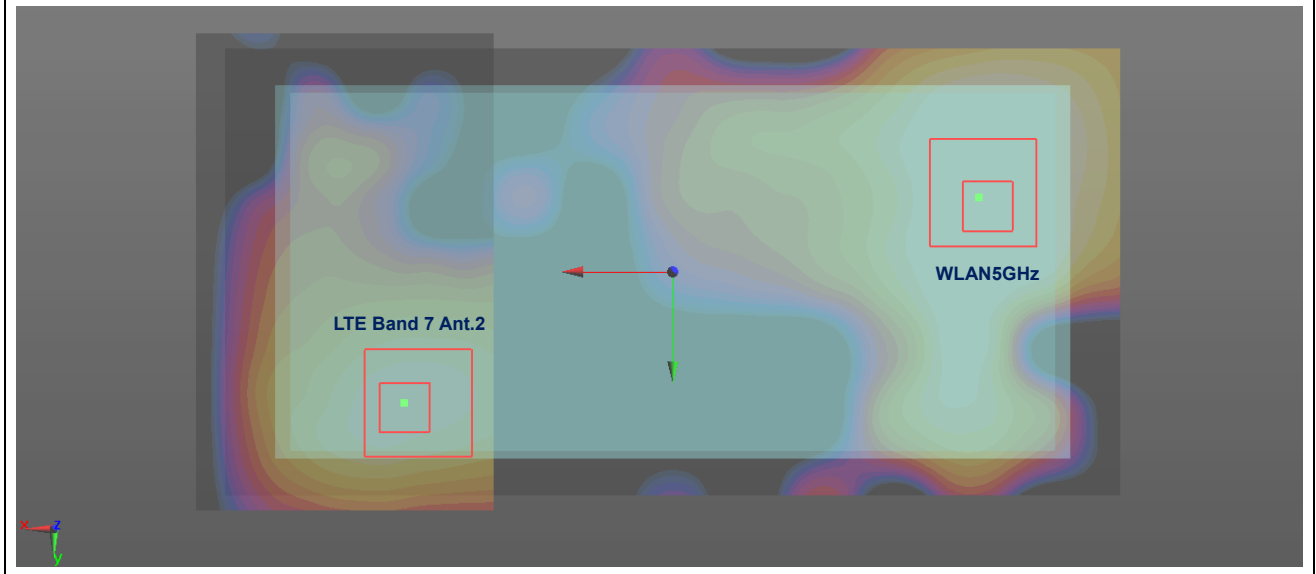
Case #55	Band	Position	1g SAR (W/kg)	Gap (mm)	SAR peak location (cm)			3D distance (mm)	Summed 1g SAR (W/kg)	SPLSR Results	Simultaneous SAR
					X	Y	Z				
	LTE Band 30 Ant.3	Back	0.637	5	6.28	-2.84	0.38	129.3	1.80	0.02	Not required
	WLAN5GHz		1.167	5	-6.52	-0.98	0.37				



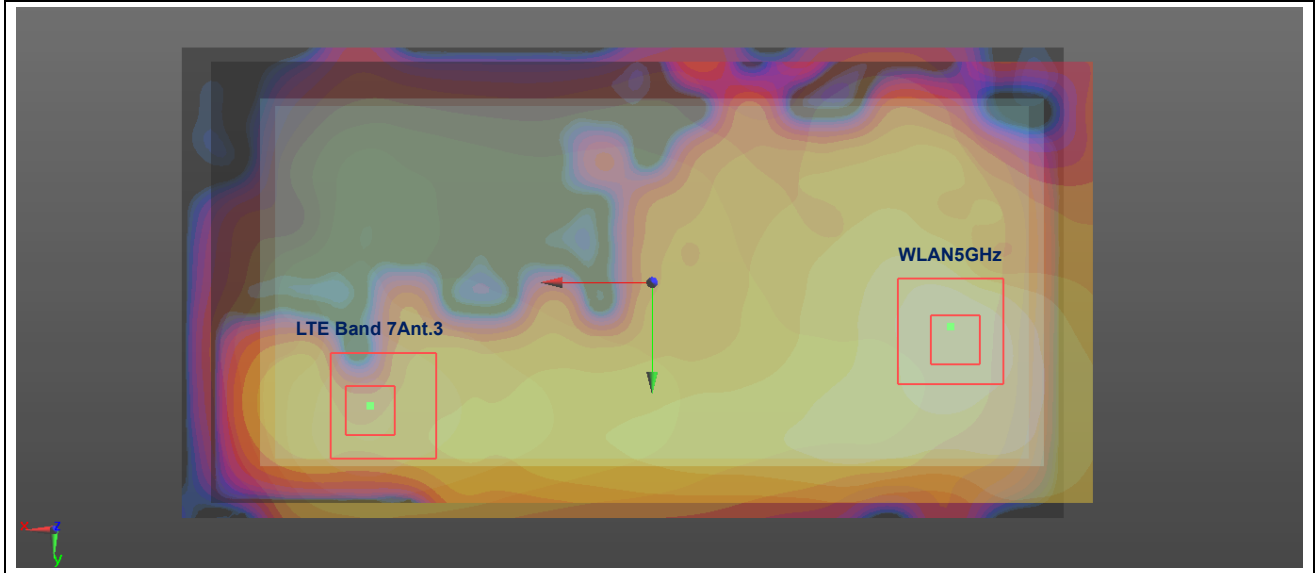
Case #56	Band	Position	1g SAR (W/kg)	Gap (mm)	SAR peak location (cm)			3D distance (mm)	Summed 1g SAR (W/kg)	SPLSR Results	Simultaneous SAR
					X	Y	Z				
	LTE Band 7 Ant.2	Front	0.833	5	5.78	-2.92	0.36	128.08	2.00	0.02	Not required
	WLAN5GHz		1.167	5	-6.34	1.22	0.38				



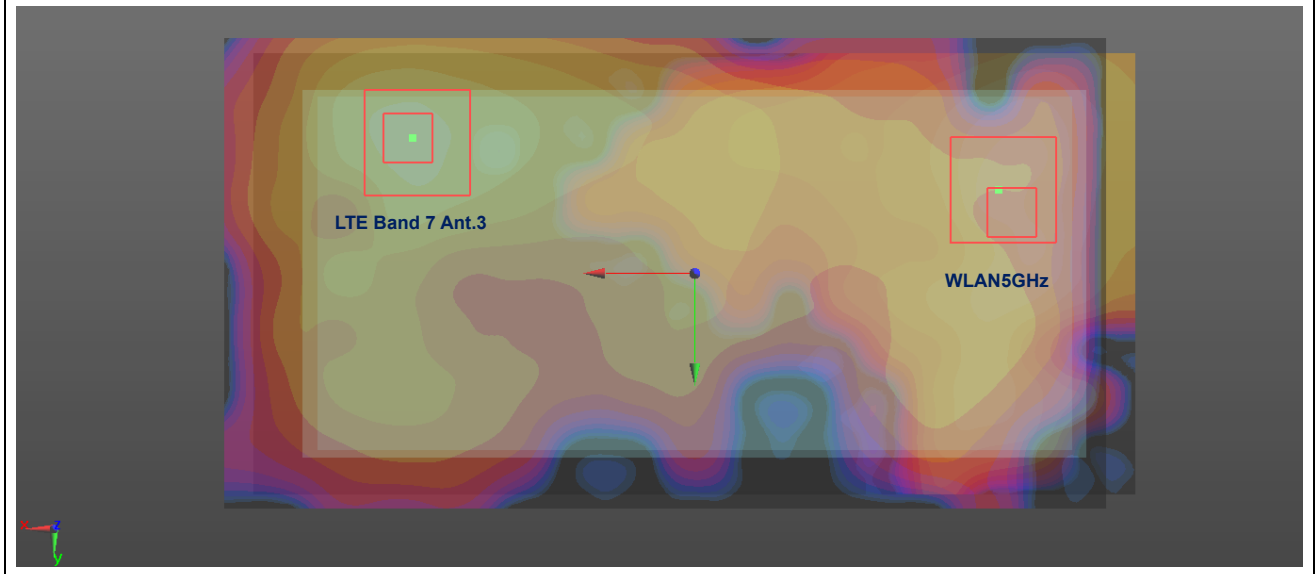
Case #57	Band	Position	1g SAR (W/kg)	Gap (mm)	SAR peak location (cm)			3D distance (mm)	Summed 1g SAR (W/kg)	SPLSR Results	Simultaneous SAR
					X	Y	Z				
	LTE Band 7 Ant.2	Back	0.621	5	5.6	2.74	0.36	126.8	1.79	0.02	Not required
	WLAN5GHz		1.167	5	-6.52	-0.98	0.37				




Case #58	Band	Position	1g SAR (W/kg)	Gap (mm)	SAR peak location (cm)			3D distance (mm)	Summed 1g SAR (W/kg)	SPLSR Results	Simultaneous SAR
					X	Y	Z				
	LTE Band 7 Ant.3	Front	0.961	5	5.94	2.5	0.37	123.5	2.13	0.03	Not required
	WLAN5GHz		1.167	5	-6.34	1.22	0.38				



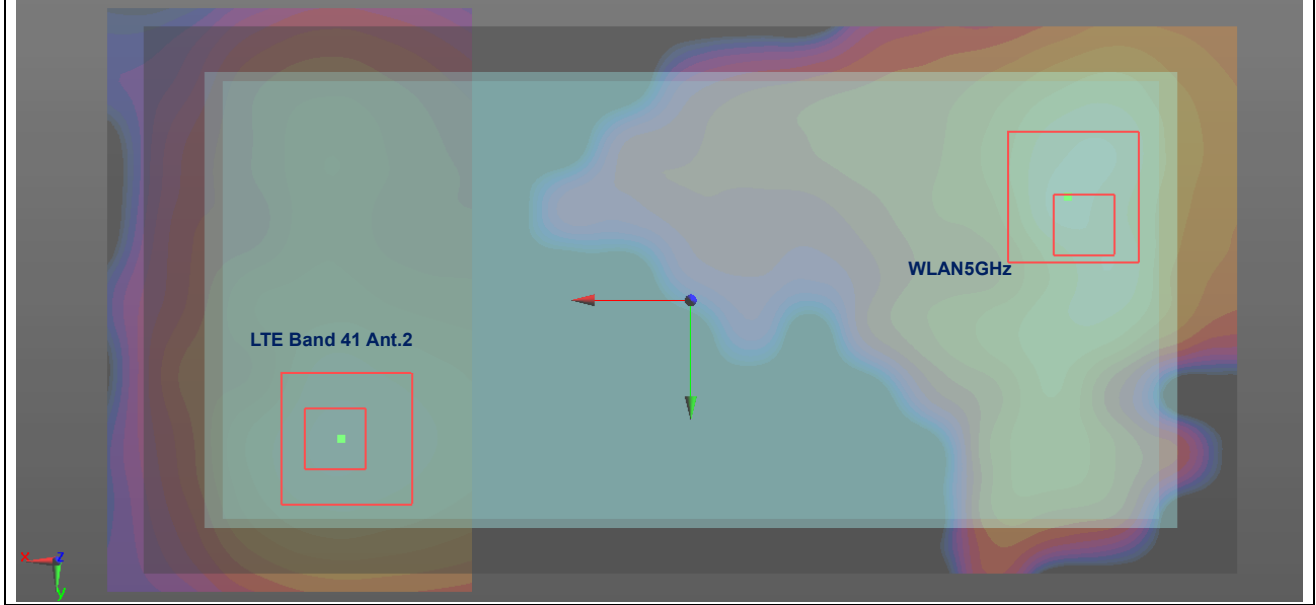
Case #59	Band	Position	1g SAR (W/kg)	Gap (mm)	SAR peak location (cm)			3D distance (mm)	Summed 1g SAR (W/kg)	SPLSR Results	Simultaneous SAR
					X	Y	Z				
	LTE Band 7 Ant.3	Back	0.664	5	5.6	2.74	0.36	126.8	1.83	0.02	Not required
	WLAN5GHz		1.167	5	-6.52	-0.98	0.37				



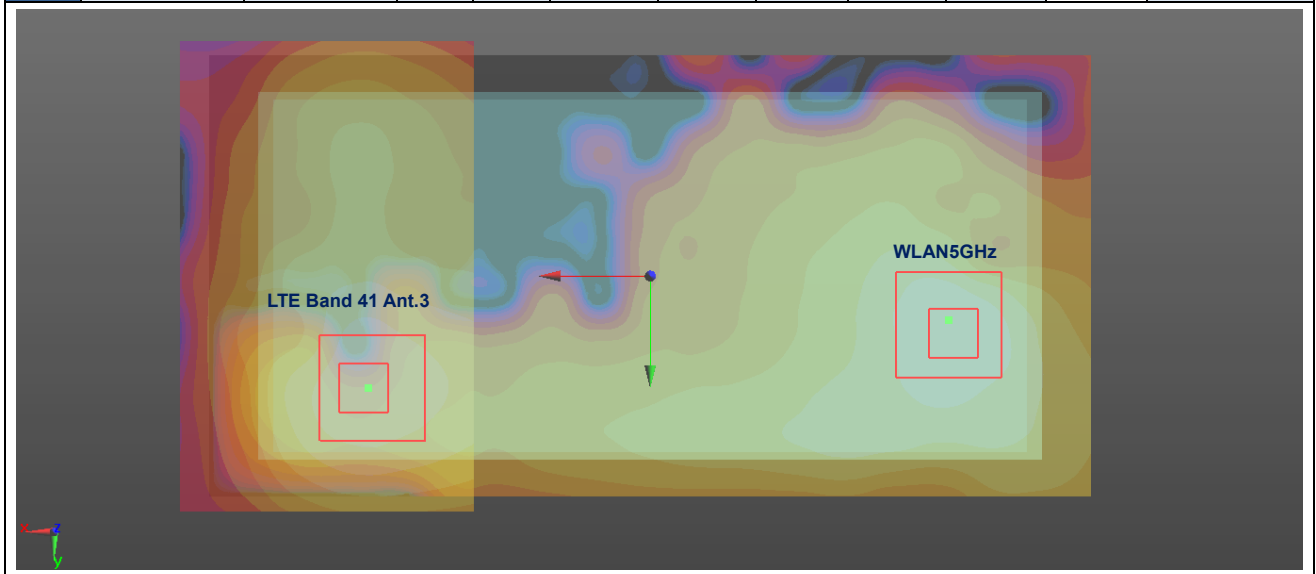
Case #60	Band	Position	1g SAR (W/kg)	Gap (mm)	SAR peak location (cm)			3D distance (mm)	Summed 1g SAR (W/kg)	SPLSR Results	Simultaneous SAR
					X	Y	Z				
	LTE Band 41 Ant.2	Front	0.956	5	5.74	2.82	0.43	121.86	2.12	0.03	Not required
	WLAN5GHz		1.167	5	-6.34	1.22	0.38				



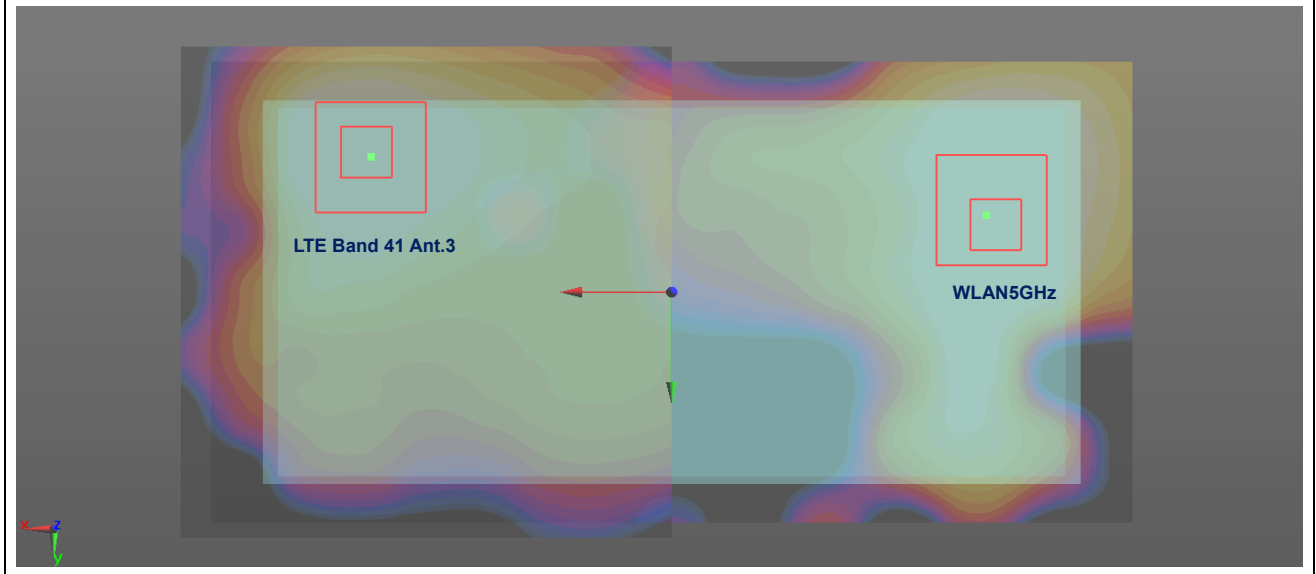
Case #61	Band	Position	1g SAR (W/kg)	Gap (mm)	SAR peak location (cm)			3D distance (mm)	Summed 1g SAR (W/kg)	SPLSR Results	Simultaneous SAR
					X	Y	Z				
	LTE Band 41 Ant.2	Back	0.548	5	5.28	-2.64	0.39	119.16	1.72	0.02	Not required
	WLAN5GHz		1.167	5	-6.52	-0.98	0.37				




Case #62	Band	Position	1g SAR (W/kg)	Gap (mm)	SAR peak location (cm)			3D distance (mm)	Summed 1g SAR (W/kg)	SPLSR Results	Simultaneous SAR
					X	Y	Z				
	LTE Band 41 Ant.3	Front	1.082	5	6.06	2.28	0.4	124.5	2.25	0.03	Not required
	WLAN5GHz		1.167	5	-6.34	1.22	0.38				




Case #63	Band	Position	1g SAR (W/kg)	Gap (mm)	SAR peak location (cm)			3D distance (mm)	Summed 1g SAR (W/kg)	SPLSR Results	Simultaneous SAR
					X	Y	Z				
	LTE Band 41 Ant.3	Back	0.453	5	5.28	-2.64	0.39	119.2	1.62	0.02	Not required
	WLAN5GHz		1.167	5	-6.52	-0.98	0.37				




Case #64	Band	Position	10g SAR (W/kg)	Gap (mm)	SAR peak location (cm)			3D distance (mm)	Summed 10g SAR (W/kg)	SPLSR Results	Simultaneous SAR
					X	Y	Z				
	GSM1900	Front	3.131	0	8.34	-2.28	0.52	154.36	5.13	0.08	Not required
	WLAN5GHz		2.002	0	-6.84	0.52	0.5				




Case #65	Band	Position	10g SAR (W/kg)	Gap (mm)	SAR peak location (cm)			3D distance (mm)	Summed 10g SAR (W/kg)	SPLSR Results	Simultaneous SAR
					X	Y	Z				
	WCDMA Band II	Front	2.446	0	8.19	-1.64	0.52	151.84	4.45	0.06	Not required
	WLAN5GHz		2.002	0	-6.84	0.52	0.5				




Case #66	Band	Position	10g SAR (W/kg)	Gap (mm)	SAR peak location (cm)			3D distance (mm)	Summed 10g SAR (W/kg)	SPLSR Results	Simultaneous SAR
					X	Y	Z				
	CDMA2000 BC1	Front	3.289	0	8.45	-2.29	0.57	155.46	5.29	0.08	Not required
	WLAN5GHz		2.002	0	-6.84	0.52	0.5				



Case #67	Band	Position	10g SAR (W/kg)	Gap (mm)	SAR peak location (cm)			3D distance (mm)	Summed 10g SAR (W/kg)	SPLSR Results	Simultaneous SAR
					X	Y	Z				
	LTE Band 66	Front	2.859	0	8.06	-1.99	0.53	151.10	4.86	0.07	Not required
	WLAN5GHz		2.002	0	-6.84	0.52	0.5				



Case #68	Band	Position	10g SAR (W/kg)	Gap (mm)	SAR peak location (cm)			3D distance (mm)	Summed 10g SAR (W/kg)	SPLSR Results	Simultaneous SAR
					X	Y	Z				
	LTE Band 25	Front	2.995	0	7.89	-1.98	0.52	149.41	5.00	0.07	Not required
	WLAN5GHz		2.002	0	-6.84	0.52	0.5				





16. Supplemental Tuner Tests Results

General Note:

1. The following test procedure was followed to demonstrate that the SAR results in this report represent the appropriate SAR test conditions. For bands with dynamic tuning implemented, SAR will be measured according to the required FCC SAR test procedures with the dynamic tuner active to allow the device to automatically tune to the antenna state for the respective RF exposure test configurations. Additional single point SAR time-sweep measurements will be evaluated for other tuner states to determine that the other tuner configurations would result in equivalent or lower SAR values. The additional tuner hardware has no influence to the antenna characteristics, other than impedance matching.
2. To evaluate all of the tuner states, the 363 tuner states are divided evenly among band, mode and exposure combinations so that at least one single point SAR measurement is measured in each configuration. Single point time-sweep measurements will be performed at the peak SAR location determined by the zoom scan of the configuration with the highest reported SAR for each combination. The tuner state will be established remotely so that the device is not moved for the entire series of single point SAR for the tuner states in each combination. The SAR probe will remain stationary at the same position throughout the entire series of single point measurements for each combination. The bands which are dynamically tuned are split into two separate antennas, so each antenna system will have its own test plan to cover the corresponding 363 tuner states.
3. The operational decryption contains more information about the design and implementation of the dynamic antenna tuning.
4. The device supports both LTE B12 / B17, B25 / B2, B26 / B5 and B66 / B4. Since the supported frequency span for LTE B17, B2, B5 and B4 fall completely within the supported frequency span for LTE B12, B25, B26 and B66, and both bands have the same target power and both LTE bands share the same transmission path, therefore standalone SAR and antenna tuner single point SAR measurement was only assessed for LTE B12, B25, B26 and B66.

16.1 Supplemental Tuner Head & Body SAR Results

Please refer to Appendix C.

Test Engineer: Nick Hu



17. Uncertainty Assessment

Pre KDB 865664 D01 SAR measurement 100MHz to 6GHz, when the highest measured 1-g SAR within a frequency band is < 1.5 W/kg and the measured 10-g SAR within a frequency band is < 3.75 W/kg. The expanded SAR measurement uncertainty must be $\leq 30\%$, for a confidence interval of $k = 2$. If these conditions are met, extensive SAR measurement uncertainty analysis described in IEEE Std 1528-2013 is not required in SAR reports submitted for equipment approval. For this device, the highest measured 1-g SAR is less 1.5W/kg and highest measured 10-g SAR is less 3.75W/kg. Therefore, the measurement uncertainty table is not required in this report.

18. References

- [1] FCC 47 CFR Part 2 “Frequency Allocations and Radio Treaty Matters; General Rules and Regulations”
- [2] ANSI/IEEE Std. C95.1-1992, “IEEE Standard for Safety Levels with Respect to Human Exposure to Radio Frequency Electromagnetic Fields, 3 kHz to 300 GHz”, September 1992
- [3] IEEE Std. 1528-2013, “IEEE Recommended Practice for Determining the Peak Spatial-Average Specific Absorption Rate (SAR) in the Human Head from Wireless Communications Devices: Measurement Techniques”, Sep 2013
- [4] SPEAG DASY System Handbook
- [5] FCC KDB 865664 D01 v01r04, "SAR Measurement Requirements for 100 MHz to 6 GHz", Aug 2015.
- [6] FCC KDB 865664 D02 v01r02, “RF Exposure Compliance Reporting and Documentation Considerations” Oct 2015.
- [7] FCC KDB 447498 D01 v06, “Mobile and Portable Device RF Exposure Procedures and Equipment Authorization Policies”, Oct 2015
- [8] FCC KDB 648474 D04 v01r03, “SAR Evaluation Considerations for Wireless Handsets”, Oct 2015.
- [9] FCC KDB 248227 D01 v02r02, “SAR Guidance for IEEE 802.11 (WiFi) Transmitters”, Oct 2015.
- [10] FCC KDB 941225 D01 v03r01, “3G SAR MEAUREMENT PROCEDURES”, Oct 2015
- [11] FCC KDB 941225 D05 v02r05, “SAR Evaluation Considerations for LTE Devices”, Dec 2015
- [12] FCC KDB 941225 D05A v01r02, “Rel. 10 LTE SAR Test Guidance and KDB Inquiries”, Oct 2015
- [13] FCC KDB 941225 D06 v02r01, "SAR Evaluation Procedures for Portable Devices with Wireless Router Capabilities", Oct 2015.



Appendix A. Plots of System Performance Check

The plots are shown as follows.



Appendix B. Plots of High SAR Measurement

The plots are shown as follows.



Appendix C. Supplemental Tuner Head & Body SAR Results

The results are shown as follows.



Appendix D. DASYS Calibration Certificate

The DASYS calibration certificates are shown as follows.