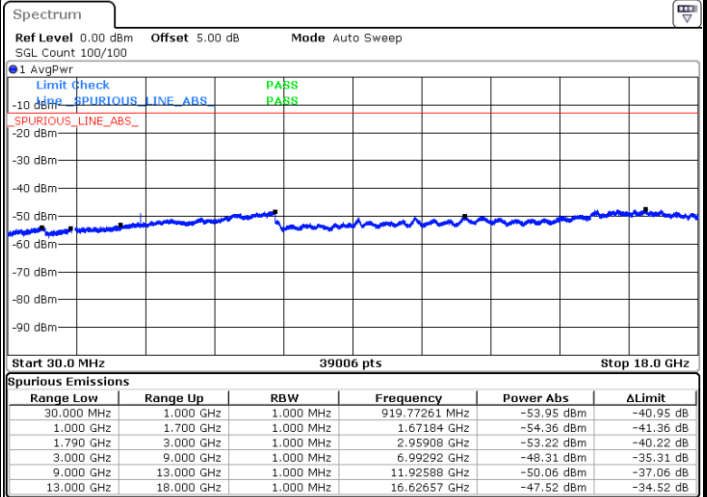
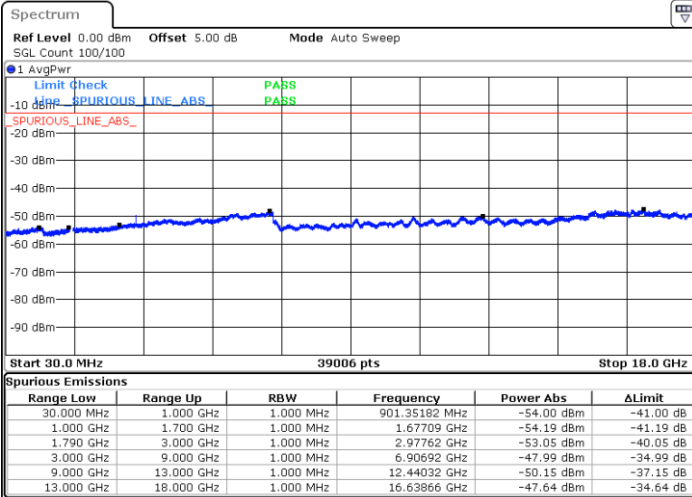




LTE Band 66 / 3MHz

Lowest Channel / 64QAM

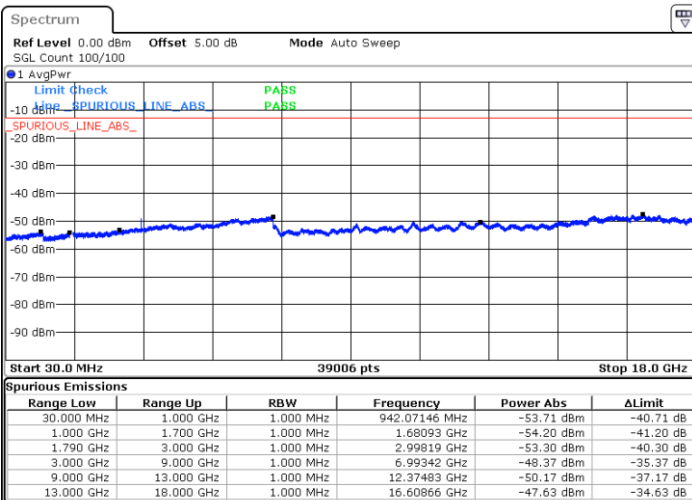
Middle Channel / 64QAM



Date: 5 JAN 2018 10:34:33

Date: 5 JAN 2018 10:39:53

Highest Channel / 64QAM



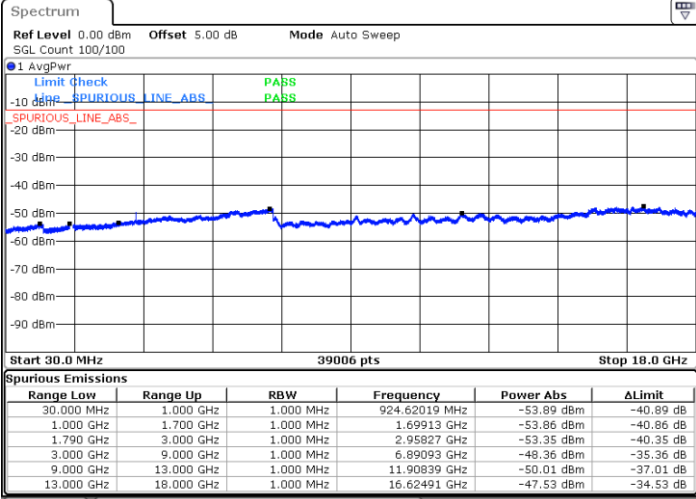
Date: 5 JAN 2018 10:41:45



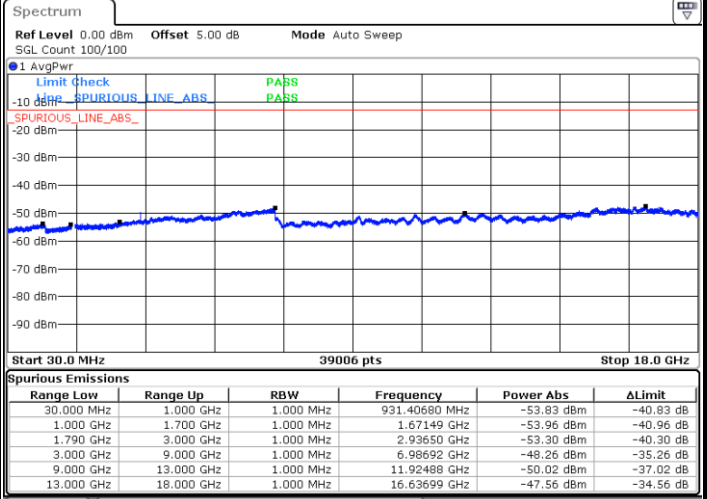
LTE Band 66 / 5MHz

Lowest Channel / 64QAM

Middle Channel / 64QAM

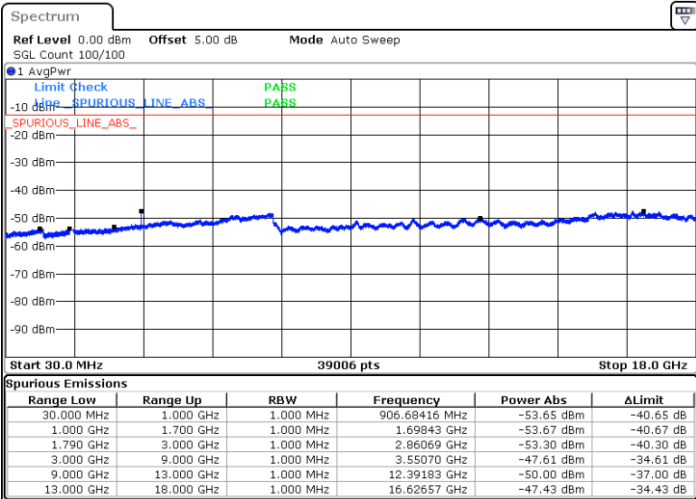


Date: 5 JAN 2018 10:47:05



Date: 5 JAN 2018 10:52:29

Highest Channel / 64QAM



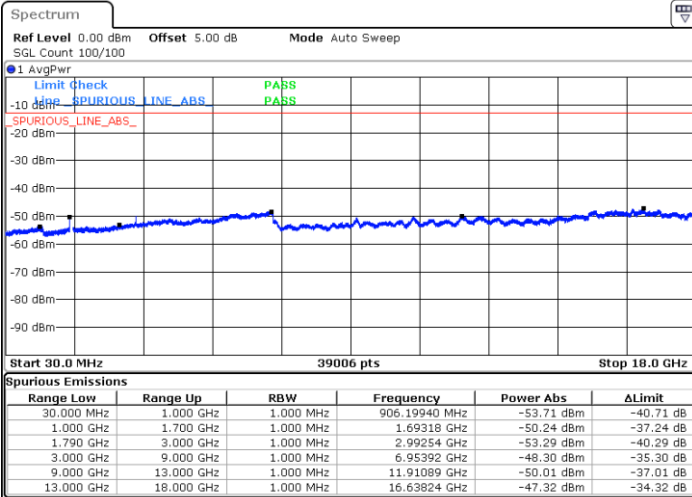
Date: 5 JAN 2018 12:40:42



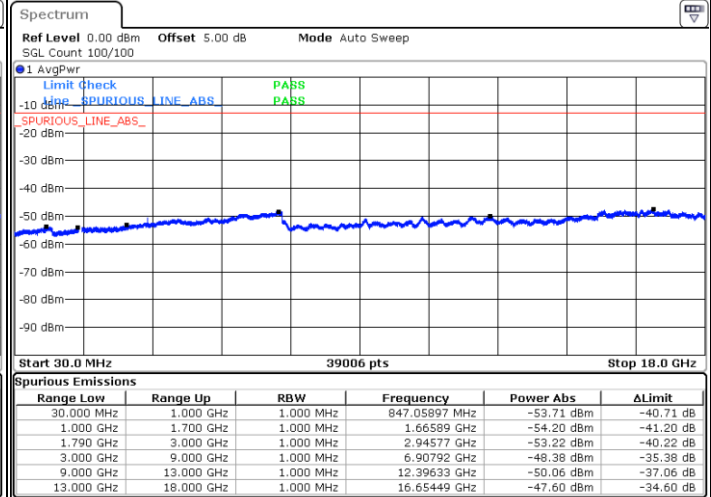
LTE Band 66 / 10MHz

Lowest Channel / 64QAM

Middle Channel / 64QAM

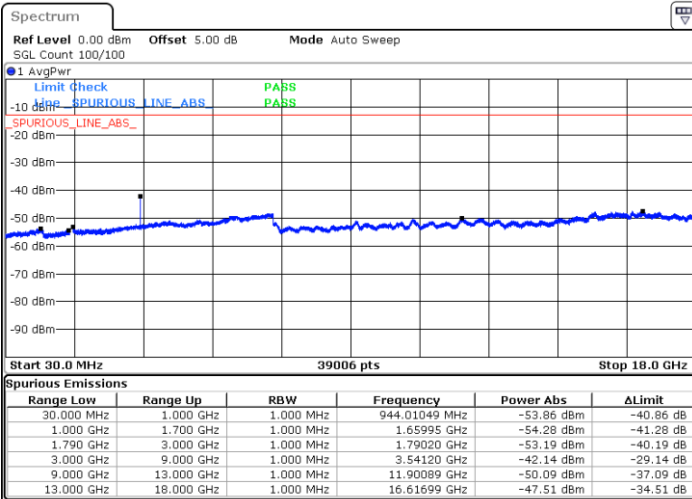


Date: 5 JAN 2018 12:46:23



Date: 5 JAN 2018 12:50:18

Highest Channel / 64QAM



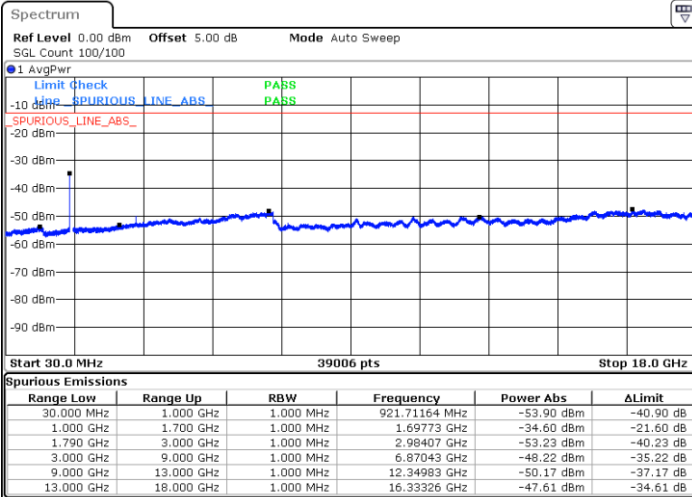
Date: 5 JAN 2018 12:53:00



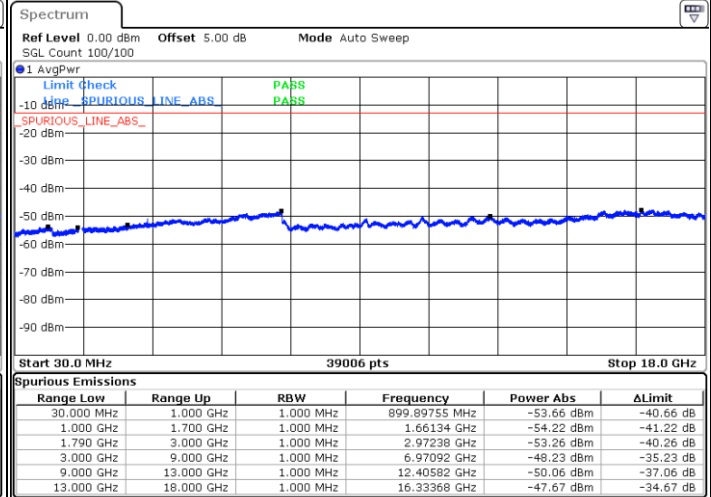
LTE Band 66 / 15MHz

Lowest Channel / 64QAM

Middle Channel / 64QAM

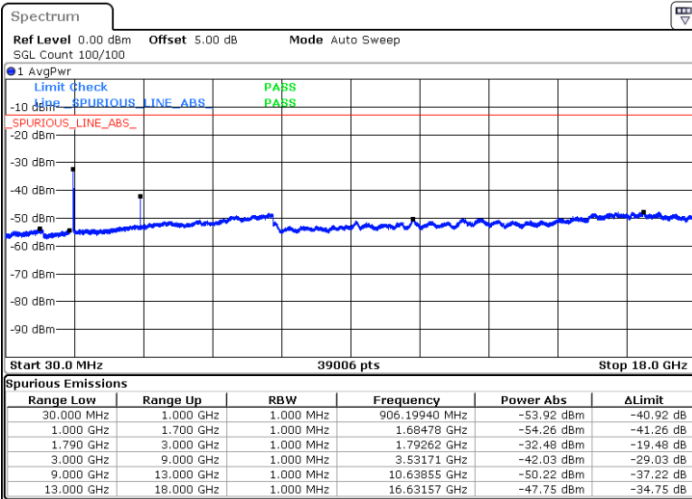


Date: 5 JAN 2018 12:56:07



Date: 5 JAN 2018 12:59:38

Highest Channel / 64QAM



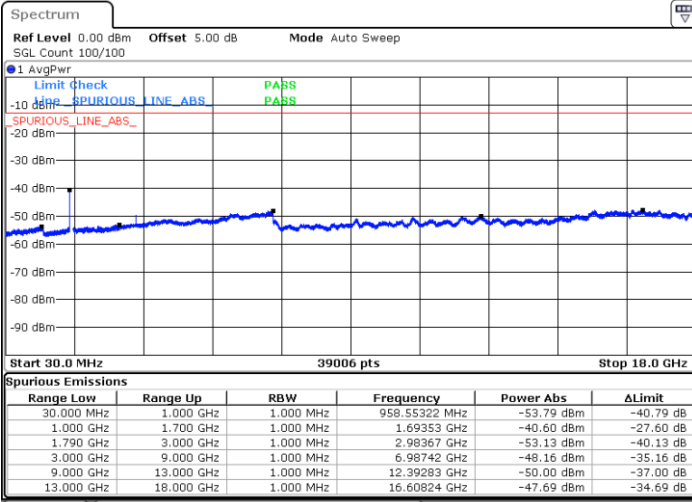
Date: 5 JAN 2018 13:02:18



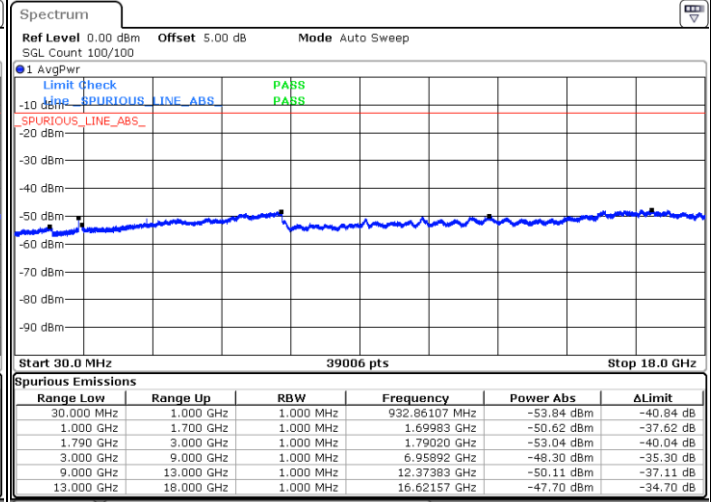
LTE Band 66 / 20MHz

Lowest Channel / 64QAM

Middle Channel / 64QAM

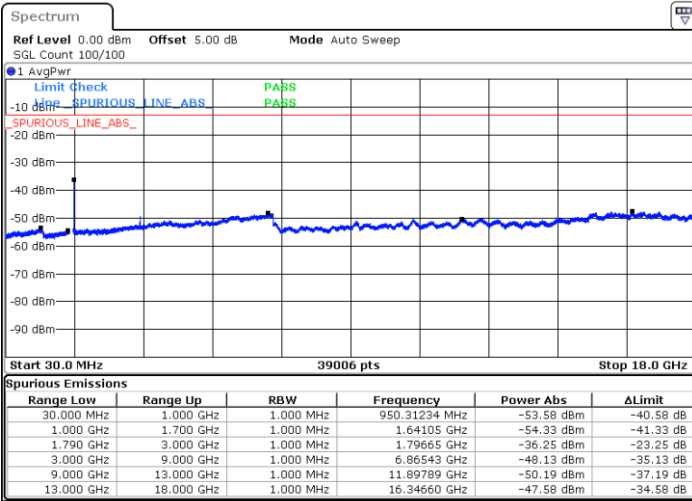


Date: 5 JAN 2018 13:04:53



Date: 5 JAN 2018 13:07:21

Highest Channel / 64QAM



Date: 5 JAN 2018 13:10:10



Frequency Stability

Test Conditions		LTE Band 2 (QPSK) / Middle Channel	Limit
Temperature (°C)	Voltage (Volt)	BW 10MHz	Note 2.
		Deviation (ppm)	Result
50	Normal Voltage	0.0011	PASS
40	Normal Voltage	0.0005	
30	Normal Voltage	0.0019	
20(Ref.)	Normal Voltage	0.0000	
10	Normal Voltage	0.0003	
0	Normal Voltage	0.0022	
-10	Normal Voltage	0.0026	
-20	Normal Voltage	0.0003	
-30	Normal Voltage	0.0027	
20	Maximum Voltage	0.0003	
20	Normal Voltage	0.0001	
20	Battery End Point	0.0022	

Note:

1. Normal Voltage =3.8 V. ; Battery End Point (BEP) =3.4 V. ; Maximum Voltage =4.35 V.
2. Note: The frequency fundamental emissions stay within the authorized frequency block.



Test Conditions		LTE Band 4 (QPSK) / Middle Channel	Limit
Temperature (°C)	Voltage (Volt)	BW 10MHz	Note 2.
		Deviation (ppm)	Result
50	Normal Voltage	0.0029	PASS
40	Normal Voltage	0.0024	
30	Normal Voltage	0.0013	
20(Ref.)	Normal Voltage	0.0000	
10	Normal Voltage	0.0031	
0	Normal Voltage	0.0018	
-10	Normal Voltage	0.0006	
-20	Normal Voltage	0.0020	
-30	Normal Voltage	0.0021	
20	Maximum Voltage	0.0010	
20	Normal Voltage	0.0026	
20	Battery End Point	0.0005	

Note:

1. Normal Voltage =3.8 V. ; Battery End Point (BEP) =3.4 V. ; Maximum Voltage =4.35 V.
2. Note: The frequency fundamental emissions stay within the authorized frequency block.



Test Conditions		LTE Band 5 (QPSK) / Middle Channel	Limit
Temperature (°C)	Voltage (Volt)	BW 10MHz	2.5ppm
		Deviation (ppm)	Result
50	Normal Voltage	0.0001	PASS
40	Normal Voltage	0.0018	
30	Normal Voltage	0.0050	
20(Ref.)	Normal Voltage	0.0000	
10	Normal Voltage	0.0056	
0	Normal Voltage	0.0059	
-10	Normal Voltage	0.0051	
-20	Normal Voltage	0.0023	
-30	Normal Voltage	0.0010	
20	Maximum Voltage	0.0051	
20	Normal Voltage	0.0060	
20	Battery End Point	0.0012	

Note: Normal Voltage =3.8 V. ; Battery End Point (BEP) =3.4 V. ; Maximum Voltage =4.35 V.



Test Conditions		LTE Band 7 (QPSK) / Middle Channel	Limit
Temperature (°C)	Voltage (Volt)	BW 10MHz	Note 2.
		Deviation (ppm)	Result
50	Normal Voltage	0.0023	PASS
40	Normal Voltage	0.0028	
30	Normal Voltage	0.0008	
20(Ref.)	Normal Voltage	0.0000	
10	Normal Voltage	0.0019	
0	Normal Voltage	0.0032	
-10	Normal Voltage	0.0002	
-20	Normal Voltage	0.0004	
-30	Normal Voltage	0.0020	
20	Maximum Voltage	0.0006	
20	Normal Voltage	0.0024	
20	Battery End Point	0.0027	

Note:

1. Normal Voltage =4.0V. ; Battery End Point (BEP) =3.4 V. ; Maximum Voltage =4.35 V.
2. Note: The frequency fundamental emissions stay within the authorized frequency block.



Test Conditions		LTE Band 12 (QPSK) / Middle Channel	Limit
Temperature (°C)	Voltage (Volt)	BW 10MHz	Note 2.
		Deviation (ppm)	Result
50	Normal Voltage	0.0011	PASS
40	Normal Voltage	0.0024	
30	Normal Voltage	0.0090	
20(Ref.)	Normal Voltage	0.0000	
10	Normal Voltage	0.0102	
0	Normal Voltage	0.0006	
-10	Normal Voltage	0.0023	
-20	Normal Voltage	0.0076	
-30	Normal Voltage	0.0068	
20	Maximum Voltage	0.0011	
20	Normal Voltage	0.0007	
20	Battery End Point	0.0106	

Note:

1. Normal Voltage =3.8 V. ; Battery End Point (BEP) =3.4 V. ; Maximum Voltage =4.35 V.
2. Note: The frequency fundamental emissions stay within the authorized frequency block.



Test Conditions		LTE Band 13 (QPSK) / Middle Channel	Limit
Temperature (°C)	Voltage (Volt)	BW 10MHz	Note 2.
		Deviation (ppm)	Result
50	Normal Voltage	0.0090	PASS
40	Normal Voltage	0.0017	
30	Normal Voltage	0.0061	
20(Ref.)	Normal Voltage	0.0000	
10	Normal Voltage	0.0005	
0	Normal Voltage	0.0014	
-10	Normal Voltage	0.0074	
-20	Normal Voltage	0.0006	
-30	Normal Voltage	0.0026	
20	Maximum Voltage	0.0072	
20	Normal Voltage	0.0009	
20	Battery End Point	0.0008	

Note:

1. Normal Voltage =3.8 V. ; Battery End Point (BEP) =3.4 V. ; Maximum Voltage =4.35 V.
2. Note: The frequency fundamental emissions stay within the authorized frequency block.



Test Conditions		LTE Band 17 (QPSK) / Middle Channel	Limit
Temperature (°C)	Voltage (Volt)	BW 10MHz	Note 2.
		Deviation (ppm)	Result
50	Normal Voltage	0.0082	PASS
40	Normal Voltage	0.0108	
30	Normal Voltage	0.0121	
20(Ref.)	Normal Voltage	0.0000	
10	Normal Voltage	0.0015	
0	Normal Voltage	0.0076	
-10	Normal Voltage	0.0087	
-20	Normal Voltage	0.0014	
-30	Normal Voltage	0.0017	
20	Maximum Voltage	0.0031	
20	Normal Voltage	0.0070	
20	Battery End Point	0.0018	

Note:

1. Normal Voltage =3.8 V. ; Battery End Point (BEP) =3.4 V. ; Maximum Voltage =4.35 V.
2. Note: The frequency fundamental emissions stay within the authorized frequency block.



Test Conditions		LTE Band 25 (QPSK) / Middle Channel	Limit
Temperature (°C)	Voltage (Volt)	BW 10MHz	Note 2.
		Deviation (ppm)	Result
50	Normal Voltage	0.0009	PASS
40	Normal Voltage	0.0029	
30	Normal Voltage	0.0002	
20(Ref.)	Normal Voltage	0.0000	
10	Normal Voltage	0.0020	
0	Normal Voltage	0.0005	
-10	Normal Voltage	0.0026	
-20	Normal Voltage	0.0003	
-30	Normal Voltage	0.0026	
20	Maximum Voltage	0.0006	
20	Normal Voltage	0.0022	
20	Battery End Point	0.0001	

Note:

1. Normal Voltage =4.0V. ; Battery End Point (BEP) =3.4 V. ; Maximum Voltage =4.35 V.
2. Note: The frequency fundamental emissions stay within the authorized frequency block.



Test Conditions		LTE Band 26 (QPSK) / Middle Channel	Limit
Temperature (°C)	Voltage (Volt)	BW 10MHz	2.5ppm
		Deviation (ppm)	Result
50	Normal Voltage	0.0096	PASS
40	Normal Voltage	0.0086	
30	Normal Voltage	0.0016	
20(Ref.)	Normal Voltage	0.0000	
10	Normal Voltage	0.0093	
0	Normal Voltage	0.0079	
-10	Normal Voltage	0.0026	
-20	Normal Voltage	0.0006	
-30	Normal Voltage	0.0080	
20	Maximum Voltage	0.0024	
20	Normal Voltage	0.0011	
20	Battery End Point	0.0084	

Note: Normal Voltage =3.8 V. ; Battery End Point (BEP) =3.4 V. ; Maximum Voltage =4.35 V.



Test Conditions		LTE Band 30 (QPSK) / Middle Channel	Limit
Temperature (°C)	Voltage (Volt)	BW 10MHz	Note 2.
		Deviation (ppm)	Result
50	Normal Voltage	0.0005	PASS
40	Normal Voltage	0.0002	
30	Normal Voltage	0.0018	
20(Ref.)	Normal Voltage	0.0000	
10	Normal Voltage	0.0019	
0	Normal Voltage	0.0021	
-10	Normal Voltage	0.0003	
-20	Normal Voltage	0.0007	
-30	Normal Voltage	0.0022	
20	Maximum Voltage	0.0001	
20	Normal Voltage	0.0004	
20	Battery End Point	0.0016	

Note:

1. Normal Voltage =3.8 V. ; Battery End Point (BEP) =3.4 V. ; Maximum Voltage =4.35 V.
2. Note: The frequency fundamental emissions stay within the authorized frequency block.



Test Conditions		LTE Band 38 (QPSK) / Middle Channel	Limit
Temperature (°C)	Voltage (Volt)	BW 10MHz	Note 2.
		Deviation (ppm)	Result
50	Normal Voltage	0.0024	PASS
40	Normal Voltage	0.0009	
30	Normal Voltage	0.0027	
20(Ref.)	Normal Voltage	0.0000	
10	Normal Voltage	0.0004	
0	Normal Voltage	0.0020	
-10	Normal Voltage	0.0018	
-20	Normal Voltage	0.0002	
-30	Normal Voltage	0.0001	
20	Maximum Voltage	0.0010	
20	Normal Voltage	0.0007	
20	Battery End Point	0.0022	

Note:

- 3. Normal Voltage =3.8 V. ; Battery End Point (BEP) =3.4 V. ; Maximum Voltage =4.35 V.
- 4. Note: The frequency fundamental emissions stay within the authorized frequency block.



Test Conditions		LTE Band 41 (QPSK) / Middle Channel	Limit
Temperature (°C)	Voltage (Volt)	BW 10MHz	Note 2.
		Deviation (ppm)	Result
50	Normal Voltage	0.0004	PASS
40	Normal Voltage	0.0022	
30	Normal Voltage	0.0020	
20(Ref.)	Normal Voltage	0.0000	
10	Normal Voltage	0.0011	
0	Normal Voltage	0.0013	
-10	Normal Voltage	0.0007	
-20	Normal Voltage	0.0005	
-30	Normal Voltage	0.0012	
20	Maximum Voltage	0.0015	
20	Normal Voltage	0.0009	
20	Battery End Point	0.0008	

Note:

1. Normal Voltage =3.8 V. ; Battery End Point (BEP) =3.4 V. ; Maximum Voltage =4.35 V.
2. Note: The frequency fundamental emissions stay within the authorized frequency block.



Test Conditions		LTE Band 66 (QPSK) / Middle Channel	Limit
Temperature (°C)	Voltage (Volt)	BW 10MHz	Note 2.
		Deviation (ppm)	Result
50	Normal Voltage	0.0012	PASS
40	Normal Voltage	0.0025	
30	Normal Voltage	0.0003	
20(Ref.)	Normal Voltage	0.0000	
10	Normal Voltage	0.0034	
0	Normal Voltage	0.0005	
-10	Normal Voltage	0.0002	
-20	Normal Voltage	0.0020	
-30	Normal Voltage	0.0005	
20	Maximum Voltage	0.0029	
20	Normal Voltage	0.0006	
20	Battery End Point	0.0007	

Note:

1. Normal Voltage =3.8 V. ; Battery End Point (BEP) =3.4 V. ; Maximum Voltage =4.35 V.
2. Note: The frequency fundamental emissions stay within the authorized frequency block.



Appendix B. Test Results of Radiated Test

Radiated Spurious Emission

LTE Band 2 / 1.4MHz / QPSK / RB Size 1 Offset 0									
Channel	Frequency (MHz)	EIRP (dBm)	Limit (dBm)	Over Limit (dB)	SPA Reading (dBm)	S.G. Power (dBm)	TX Cable loss (dB)	TX Antenna Gain (dBi)	Polarization (H/V)
Lowest	3699	-53.58	-13	-40.58	-67.82	-55.29	5.08	6.80	H
	5550	-55.60	-13	-42.60	-72.40	-57.27	8.03	9.70	H
	7401	-50.67	-13	-37.67	-71.97	-53.05	9.43	11.81	H
	3702	-55.94	-13	-42.94	-68.37	-57.65	5.08	6.80	V
	5550	-55.68	-13	-42.68	-72.77	-57.35	8.03	9.70	V
	7401	-51.52	-13	-38.52	-72.66	-53.90	9.43	11.81	V
Middle	3759	-36.55	-13	-23.55	-52.46	-38.27	5.08	6.80	H
	5640	-53.10	-13	-40.10	-69.90	-54.77	8.03	9.70	H
	7518	-49.86	-13	-36.86	-71.16	-52.24	9.43	11.81	H
	3759	-36.07	-13	-23.07	-52.19	-37.79	5.08	6.80	V
	5640	-50.46	-13	-37.46	-67.55	-52.13	8.03	9.70	V
	7518	-50.62	-13	-37.62	-71.76	-53.00	9.43	11.81	V
Highest	3819	-39.61	-13	-26.61	-54.91	-41.33	5.08	6.80	H
	5727	-52.84	-13	-39.84	-69.64	-54.51	8.03	9.70	H
	7635	-51.42	-13	-38.42	-72.72	-53.80	9.43	11.81	H
	3819	-39.88	-13	-26.88	-55.19	-41.60	5.08	6.80	V
	5727	-51.39	-13	-38.39	-68.48	-53.06	8.03	9.70	V
	7635	-51.42	-13	-38.42	-72.56	-53.80	9.43	11.81	V

Remark: Spurious emissions within 30-1000MHz were found more than 20dB below limit line.



LTE Band 2 / 3MHz / QPSK / RB Size 1 Offset 0									
Channel	Frequency (MHz)	EIRP (dBm)	Limit (dBm)	Over Limit (dB)	SPA Reading (dBm)	S.G. Power (dBm)	TX Cable loss (dB)	TX Antenna Gain (dBi)	Polarization (H/V)
Lowest	3699	-52.84	-13	-39.84	-67.08	-54.55	5.08	6.80	H
	5550	-55.26	-13	-42.26	-72.06	-56.93	8.03	9.70	H
	7401	-51.02	-13	-38.02	-72.32	-53.40	9.43	11.81	H
	3699	-55.59	-13	-42.59	-68.02	-57.30	5.08	6.80	V
	5550	-56.02	-13	-43.02	-73.11	-57.69	8.03	9.70	V
	7401	-50.27	-13	-37.27	-71.41	-52.65	9.43	11.81	V
Middle	3756	-36.60	-13	-23.60	-52.49	-38.32	5.08	6.80	H
	5637	-52.91	-13	-39.91	-69.71	-54.58	8.03	9.70	H
	7515	-49.82	-13	-36.82	-71.12	-52.20	9.43	11.81	H
	3756	-35.65	-13	-22.65	-51.79	-37.36	5.08	6.80	V
	5637	-51.19	-13	-38.19	-68.28	-52.86	8.03	9.70	V
	7515	-49.54	-13	-36.54	-70.68	-51.92	9.43	11.81	V
Highest	3813	-38.57	-13	-25.57	-54.00	-40.29	5.08	6.80	H
	5721	-52.28	-13	-39.28	-69.08	-53.95	8.03	9.70	H
	7629	-50.56	-13	-37.56	-71.86	-52.94	9.43	11.81	H
	3813	-38.32	-13	-25.32	-54.01	-40.04	5.08	6.80	V
	5721	-51.37	-13	-38.37	-68.46	-53.04	8.03	9.70	V
	7629	-50.85	-13	-37.85	-71.99	-53.23	9.43	11.81	V

Remark: Spurious emissions within 30-1000MHz were found more than 20dB below limit line.



LTE Band 2 / 5MHz / QPSK / RB Size 1 Offset 0									
Channel	Frequency (MHz)	EIRP (dBm)	Limit (dBm)	Over Limit (dB)	SPA Reading (dBm)	S.G. Power (dBm)	TX Cable loss (dB)	TX Antenna Gain (dBi)	Polarization (H/V)
Lowest	3702	-52.78	-13	-39.78	-67.02	-54.49	5.08	6.80	H
	5550	-56.16	-13	-43.16	-72.96	-57.83	8.03	9.70	H
	7401	-50.87	-13	-37.87	-72.17	-53.25	9.43	11.81	H
	3702	-57.11	-13	-44.11	-69.54	-58.82	5.08	6.80	V
	5550	-55.98	-13	-42.98	-73.07	-57.65	8.03	9.70	V
	7401	-51.07	-13	-38.07	-72.21	-53.45	9.43	11.81	V
Middle	3756	-35.22	-13	-22.22	-51.48	-36.94	5.08	6.80	H
	5634	-52.36	-13	-39.36	-69.16	-54.03	8.03	9.70	H
	7512	-49.15	-13	-36.15	-70.45	-51.53	9.43	11.81	H
	3756	-34.62	-13	-21.62	-50.79	-36.34	5.08	6.80	V
	5634	-49.40	-13	-36.40	-66.49	-51.07	8.03	9.70	V
	7512	-51.20	-13	-38.20	-72.34	-53.58	9.43	11.81	V
Highest	3810	-37.08	-13	-24.08	-52.80	-38.80	5.08	6.80	H
	5715	-50.53	-13	-37.53	-67.33	-52.20	8.03	9.70	H
	7620	-50.77	-13	-37.77	-72.07	-53.15	9.43	11.81	H
	3810	-37.53	-13	-24.53	-53.34	-39.25	5.08	6.80	V
	5715	-50.15	-13	-37.15	-67.24	-51.82	8.03	9.70	V
	7620	-50.60	-13	-37.60	-71.74	-52.98	9.43	11.81	V

Remark: Spurious emissions within 30-1000MHz were found more than 20dB below limit line.



LTE Band 2 / 10MHz / QPSK / RB Size 1 Offset 0									
Channel	Frequency (MHz)	EIRP (dBm)	Limit (dBm)	Over Limit (dB)	SPA Reading (dBm)	S.G. Power (dBm)	TX Cable loss (dB)	TX Antenna Gain (dBi)	Polarization (H/V)
Lowest	3702	-52.93	-13	-39.93	-67.17	-54.64	5.08	6.80	H
	5553	-56.57	-13	-43.57	-73.37	-58.24	8.03	9.70	H
	7401	-50.91	-13	-37.91	-72.21	-53.29	9.43	11.81	H
	3702	-57.19	-13	-44.19	-69.62	-58.90	5.08	6.80	V
	5553	-54.55	-13	-41.55	-71.64	-56.22	8.03	9.70	V
	7401	-51.13	-13	-38.13	-72.27	-53.51	9.43	11.81	V
Middle	3750	-37.90	-13	-24.90	-53.58	-39.62	5.08	6.80	H
	5628	-53.90	-13	-40.90	-70.70	-55.57	8.03	9.70	H
	7503	-50.84	-13	-37.84	-72.14	-53.22	9.43	11.81	H
	3750	-36.54	-13	-23.54	-52.52	-38.26	5.08	6.80	V
	5628	-51.88	-13	-38.88	-68.97	-53.55	8.03	9.70	V
	7503	-50.40	-13	-37.40	-71.54	-52.78	9.43	11.81	V
Highest	3801	-35.22	-13	-22.22	-51.48	-36.94	5.08	6.80	H
	5703	-52.24	-13	-39.24	-69.04	-53.91	8.03	9.70	H
	7602	-50.01	-13	-37.01	-71.31	-52.39	9.43	11.81	H
	3801	-34.51	-13	-21.51	-50.69	-36.23	5.08	6.80	V
	5703	-49.54	-13	-36.54	-66.63	-51.21	8.03	9.70	V
	7602	-50.56	-13	-37.56	-71.7	-52.94	9.43	11.81	V

Remark: Spurious emissions within 30-1000MHz were found more than 20dB below limit line.



LTE Band 2 / 15MHz / QPSK / RB Size 1 Offset 0									
Channel	Frequency (MHz)	EIRP (dBm)	Limit (dBm)	Over Limit (dB)	SPA Reading (dBm)	S.G. Power (dBm)	TX Cable loss (dB)	TX Antenna Gain (dBi)	Polarization (H/V)
Lowest	3702	-53.90	-13	-40.90	-68.14	-55.61	5.08	6.80	H
	5553	-55.60	-13	-42.60	-72.40	-57.27	8.03	9.70	H
	7404	-50.12	-13	-37.12	-71.42	-52.50	9.43	11.81	H
	3702	-55.67	-13	-42.67	-68.1	-57.38	5.08	6.80	V
	5553	-55.89	-13	-42.89	-72.98	-57.56	8.03	9.70	V
	7404	-51.30	-13	-38.30	-72.44	-53.68	9.43	11.81	V
Middle	3747	-38.14	-13	-25.14	-53.75	-39.85	5.08	6.80	H
	5619	-53.86	-13	-40.86	-70.66	-55.53	8.03	9.70	H
	7494	-50.13	-13	-37.13	-71.43	-52.51	9.43	11.81	H
	3747	-38.05	-13	-25.05	-53.81	-39.77	5.08	6.80	V
	5619	-51.68	-13	-38.68	-68.77	-53.35	8.03	9.70	V
	7494	-49.79	-13	-36.79	-70.93	-52.17	9.43	11.81	V
Highest	3792	-33.60	-13	-20.60	-49.99	-35.32	5.08	6.80	H
	5688	-51.14	-13	-38.14	-67.94	-52.81	8.03	9.70	H
	7584	-50.33	-13	-37.33	-71.63	-52.71	9.43	11.81	H
	3792	-32.60	-13	-19.60	-49.08	-34.32	5.08	6.80	V
	5688	-50.08	-13	-37.08	-67.17	-51.75	8.03	9.70	V
	7584	-50.66	-13	-37.66	-71.8	-53.04	9.43	11.81	V

Remark: Spurious emissions within 30-1000MHz were found more than 20dB below limit line.



LTE Band 2 / 20MHz / QPSK / RB Size 1 Offset 0									
Channel	Frequency (MHz)	EIRP (dBm)	Limit (dBm)	Over Limit (dB)	SPA Reading (dBm)	S.G. Power (dBm)	TX Cable loss (dB)	TX Antenna Gain (dBi)	Polarization (H/V)
Lowest	3702	-54.05	-13	-41.05	-68.29	-55.76	5.08	6.80	H
	5553	-54.13	-13	-41.13	-70.93	-55.80	8.03	9.70	H
	7404	-50.68	-13	-37.68	-71.98	-53.06	9.43	11.81	H
	3702	-56.47	-13	-43.47	-68.9	-58.18	5.08	6.80	V
	5553	-55.64	-13	-42.64	-72.73	-57.31	8.03	9.70	V
	7404	-51.19	-13	-38.19	-72.33	-53.57	9.43	11.81	V
Middle	3741	-40.64	-13	-27.64	-55.71	-42.36	5.08	6.80	H
	5613	-53.52	-13	-40.52	-70.32	-55.19	8.03	9.70	H
	7485	-50.35	-13	-37.35	-71.65	-52.73	9.43	11.81	H
	3741	-38.13	-13	-25.13	-53.87	-39.85	5.08	6.80	V
	5613	-51.81	-13	-38.81	-68.9	-53.48	8.03	9.70	V
	7485	-50.74	-13	-37.74	-71.88	-53.12	9.43	11.81	V
Highest	3783	-33.03	-13	-20.03	-49.47	-34.75	5.08	6.80	H
	5673	-50.48	-13	-37.48	-67.28	-52.15	8.03	9.70	H
	7563	-49.76	-13	-36.76	-71.06	-52.14	9.43	11.81	H
	3783	-31.17	-13	-18.17	-47.8	-32.89	5.08	6.80	V
	5673	-48.71	-13	-35.71	-65.8	-50.38	8.03	9.70	V
	7563	-50.08	-13	-37.08	-71.22	-52.46	9.43	11.81	V

Remark: Spurious emissions within 30-1000MHz were found more than 20dB below limit line.



LTE Band 4 / 1.4MHz / QPSK / RB Size 1 Offset 0									
Channel	Frequency (MHz)	EIRP (dBm)	Limit (dBm)	Over Limit (dB)	SPA Reading (dBm)	S.G. Power (dBm)	TX Cable loss (dB)	TX Antenna Gain (dBi)	Polarization (H/V)
Lowest	3420	-53.04	-13	-40.04	-65.07	-57.01	4.87	8.84	H
	5130	-56.00	-13	-43.00	-71.82	-57.44	7.70	9.14	H
	6840	-50.67	-13	-37.67	-71.72	-52.35	8.98	10.66	H
	3420	-54.54	-13	-41.54	-69.25	-58.51	4.87	8.84	V
	5130	-56.12	-13	-43.12	-72.14	-57.56	7.70	9.14	V
	6840	-51.52	-13	-38.52	-72.32	-53.20	8.98	10.66	V
Middle	3465	-52.32	-13	-39.32	-64.35	-56.29	4.87	8.84	H
	5196	-56.02	-13	-43.02	-71.84	-57.46	7.70	9.14	H
	6927	-51.42	-13	-38.42	-72.47	-53.10	8.98	10.66	H
	3465	-50.14	-13	-37.14	-64.85	-54.11	4.87	8.84	V
	5196	-55.78	-13	-42.78	-71.8	-57.22	7.70	9.14	V
	6927	-51.06	-13	-38.06	-71.86	-52.74	8.98	10.66	V
Highest	3507	-48.22	-13	-35.22	-60.44	-52.19	4.87	8.84	H
	5261	-56.32	-13	-43.32	-72.14	-57.76	7.70	9.14	H
	7014	-51.60	-13	-38.60	-72.65	-53.28	8.98	10.66	H
	3507	-51.83	-13	-38.83	-66.54	-55.80	4.87	8.84	V
	5262	-55.81	-13	-42.81	-71.83	-57.25	7.70	9.14	V
	7014	-52.32	-13	-39.32	-73.12	-54.00	8.98	10.66	V

Remark: Spurious emissions within 30-1000MHz were found more than 20dB below limit line.



LTE Band 4 / 3MHz / QPSK / RB Size 1 Offset 0									
Channel	Frequency (MHz)	EIRP (dBm)	Limit (dBm)	Over Limit (dB)	SPA Reading (dBm)	S.G. Power (dBm)	TX Cable loss (dB)	TX Antenna Gain (dBi)	Polarization (H/V)
Lowest	3420	-53.23	-13	-40.23	-65.26	-57.20	4.87	8.84	H
	5130	-56.59	-13	-43.59	-72.41	-58.03	7.70	9.14	H
	6840	-51.09	-13	-38.09	-72.14	-52.77	8.98	10.66	H
	3420	-54.80	-13	-41.80	-69.51	-58.77	4.87	8.84	V
	5130	-57.03	-13	-44.03	-73.05	-58.47	7.70	9.14	V
	6840	-50.46	-13	-37.46	-71.26	-52.14	8.98	10.66	V
Middle	3462	-53.00	-13	-40.00	-65.03	-56.97	4.87	8.84	H
	5193	-55.41	-13	-42.41	-71.23	-56.85	7.70	9.14	H
	6924	-51.37	-13	-38.37	-72.42	-53.05	8.98	10.66	H
	3462	-50.76	-13	-37.76	-65.47	-54.73	4.87	8.84	V
	5193	-56.36	-13	-43.36	-72.38	-57.80	7.70	9.14	V
	6924	-51.38	-13	-38.38	-72.18	-53.06	8.98	10.66	V
Highest	3504	-50.33	-13	-37.33	-62.36	-54.30	4.87	8.84	H
	5256	-55.58	-13	-42.58	-71.40	-57.02	7.70	9.14	H
	7008	-51.95	-13	-38.95	-73.00	-53.63	8.98	10.66	H
	3504	-50.37	-13	-37.37	-65.08	-54.34	4.87	8.84	V
	5256	-55.87	-13	-42.87	-71.89	-57.31	7.70	9.14	V
	7008	-52.57	-13	-39.57	-73.37	-54.25	8.98	10.66	V

Remark: Spurious emissions within 30-1000MHz were found more than 20dB below limit line.



LTE Band 4 / 5MHz / QPSK / RB Size 1 Offset 0									
Channel	Frequency (MHz)	EIRP (dBm)	Limit (dBm)	Over Limit (dB)	SPA Reading (dBm)	S.G. Power (dBm)	TX Cable loss (dB)	TX Antenna Gain (dBi)	Polarization (H/V)
Lowest	3420	-52.35	-13	-39.35	-64.38	-56.32	4.87	8.84	H
	5130	-55.82	-13	-42.82	-71.64	-57.26	7.70	9.14	H
	6840	-50.12	-13	-37.12	-71.17	-51.80	8.98	10.66	H
	3420	-54.63	-13	-41.63	-69.34	-58.60	4.87	8.84	V
	5130	-55.23	-13	-42.23	-71.25	-56.67	7.70	9.14	V
	6840	-50.09	-13	-37.09	-70.89	-51.77	8.98	10.66	V
Middle	3462	-52.62	-13	-39.62	-64.65	-56.59	4.87	8.84	H
	5190	-56.65	-13	-43.65	-72.47	-58.09	7.70	9.14	H
	6921	-50.67	-13	-37.67	-71.72	-52.35	8.98	10.66	H
	3462	-50.59	-13	-37.59	-65.3	-54.56	4.87	8.84	V
	5190	-56.88	-13	-43.88	-72.9	-58.32	7.70	9.14	V
	6921	-51.78	-13	-38.78	-72.58	-53.46	8.98	10.66	V
Highest	3501	-48.35	-13	-35.35	-60.54	-52.32	4.87	8.84	H
	5250	-54.75	-13	-41.75	-70.57	-56.19	7.70	9.14	H
	7002	-52.34	-13	-39.34	-73.39	-54.02	8.98	10.66	H
	3501	-51.79	-13	-38.79	-66.5	-55.76	4.87	8.84	V
	5250	-54.14	-13	-41.14	-70.16	-55.58	7.70	9.14	V
	7002	-51.58	-13	-38.58	-72.38	-53.26	8.98	10.66	V

Remark: Spurious emissions within 30-1000MHz were found more than 20dB below limit line.



LTE Band 4 / 10MHz / QPSK / RB Size 1 Offset 0									
Channel	Frequency (MHz)	EIRP (dBm)	Limit (dBm)	Over Limit (dB)	SPA Reading (dBm)	S.G. Power (dBm)	TX Cable loss (dB)	TX Antenna Gain (dBi)	Polarization (H/V)
Lowest	3420	-52.81	-13	-39.81	-64.84	-56.78	4.87	8.84	H
	5133	-55.11	-13	-42.11	-70.93	-56.55	7.70	9.14	H
	6843	-51.40	-13	-38.40	-72.45	-53.08	8.98	10.66	H
	3420	-54.07	-13	-41.07	-68.78	-58.04	4.87	8.84	V
	5133	-56.59	-13	-43.59	-72.61	-58.03	7.70	9.14	V
	6843	-51.00	-13	-38.00	-71.8	-52.68	8.98	10.66	V
Middle	3456	-51.57	-13	-38.57	-63.60	-55.54	4.87	8.84	H
	5184	-57.12	-13	-44.12	-72.94	-58.56	7.70	9.14	H
	6912	-49.92	-13	-36.92	-70.97	-51.60	8.98	10.66	H
	3456	-52.67	-13	-39.67	-67.38	-56.64	4.87	8.84	V
	5184	-56.18	-13	-43.18	-72.2	-57.62	7.70	9.14	V
	6912	-50.76	-13	-37.76	-71.56	-52.44	8.98	10.66	V
Highest	3492	-50.61	-13	-37.61	-62.64	-54.58	4.87	8.84	H
	5238	-55.57	-13	-42.57	-71.39	-57.01	7.70	9.14	H
	6981	-50.88	-13	-37.88	-71.93	-52.56	8.98	10.66	H
	3492	-49.81	-13	-36.81	-64.52	-53.78	4.87	8.84	V
	5238	-55.18	-13	-42.18	-71.2	-56.62	7.70	9.14	V
	6981	-52.13	-13	-39.13	-72.93	-53.81	8.98	10.66	V

Remark: Spurious emissions within 30-1000MHz were found more than 20dB below limit line.



LTE Band 4 / 15MHz / QPSK / RB Size 1 Offset 0									
Channel	Frequency (MHz)	EIRP (dBm)	Limit (dBm)	Over Limit (dB)	SPA Reading (dBm)	S.G. Power (dBm)	TX Cable loss (dB)	TX Antenna Gain (dBi)	Polarization (H/V)
Lowest	3423	-53.12	-13	-40.12	-65.15	-57.09	4.87	8.84	H
	5133	-56.64	-13	-43.64	-72.46	-58.08	7.70	9.14	H
	6843	-51.50	-13	-38.50	-72.55	-53.18	8.98	10.66	H
	3423	-53.59	-13	-40.59	-68.3	-57.56	4.87	8.84	V
	5133	-56.09	-13	-43.09	-72.11	-57.53	7.70	9.14	V
	6843	-51.41	-13	-38.41	-72.21	-53.09	8.98	10.66	V
Middle	3453	-52.36	-13	-39.36	-64.39	-56.33	4.87	8.84	H
	5178	-56.42	-13	-43.42	-72.24	-57.86	7.70	9.14	H
	6903	-51.40	-13	-38.40	-72.45	-53.08	8.98	10.66	H
	3453	-50.96	-13	-37.96	-65.67	-54.93	4.87	8.84	V
	5178	-56.14	-13	-43.14	-72.16	-57.58	7.70	9.14	V
	6903	-52.10	-13	-39.10	-72.9	-53.78	8.98	10.66	V
Highest	3483	-51.86	-13	-38.86	-63.89	-55.83	4.87	8.84	H
	5223	-54.76	-13	-41.76	-70.58	-56.20	7.70	9.14	H
	6963	-51.30	-13	-38.30	-72.35	-52.98	8.98	10.66	H
	3483	-49.04	-13	-36.04	-63.75	-53.01	4.87	8.84	V
	5223	-55.52	-13	-42.52	-71.54	-56.96	7.70	9.14	V
	6963	-50.97	-13	-37.97	-71.77	-52.65	8.98	10.66	V

Remark: Spurious emissions within 30-1000MHz were found more than 20dB below limit line.



LTE Band 4 / 20MHz / QPSK / RB Size 1 Offset 0									
Channel	Frequency (MHz)	EIRP (dBm)	Limit (dBm)	Over Limit (dB)	SPA Reading (dBm)	S.G. Power (dBm)	TX Cable loss (dB)	TX Antenna Gain (dBi)	Polarization (H/V)
Lowest	3423	-53.52	-13	-40.52	-65.55	-57.49	4.87	8.84	H
	5133	-56.42	-13	-43.42	-72.24	-57.86	7.70	9.14	H
	6843	-51.90	-13	-38.90	-72.95	-53.58	8.98	10.66	H
	3423	-54.46	-13	-41.46	-69.17	-58.43	4.87	8.84	V
	5133	-56.79	-13	-43.79	-72.81	-58.23	7.70	9.14	V
	6843	-50.72	-13	-37.72	-71.52	-52.40	8.98	10.66	V
Middle	3447	-51.45	-13	-38.45	-63.48	-55.42	4.87	8.84	H
	5172	-55.85	-13	-42.85	-71.67	-57.29	7.70	9.14	H
	6894	-51.59	-13	-38.59	-72.64	-53.27	8.98	10.66	H
	3447	-48.96	-13	-35.96	-63.67	-52.93	4.87	8.84	V
	5172	-55.77	-13	-42.77	-71.79	-57.21	7.70	9.14	V
	6894	-51.34	-13	-38.34	-72.14	-53.02	8.98	10.66	V
Highest	3471	-52.64	-13	-39.64	-64.67	-56.61	4.87	8.84	H
	5208	-55.37	-13	-42.37	-71.19	-56.81	7.70	9.14	H
	6945	-51.18	-13	-38.18	-72.23	-52.86	8.98	10.66	H
	3471	-52.83	-13	-39.83	-67.54	-56.80	4.87	8.84	V
	5208	-56.34	-13	-43.34	-72.36	-57.78	7.70	9.14	V
	6945	-51.15	-13	-38.15	-71.95	-52.83	8.98	10.66	V

Remark: Spurious emissions within 30-1000MHz were found more than 20dB below limit line.



LTE Band 5 / 1.4MHz / QPSK / RB Size 1 Offset 0									
Channel	Frequency (MHz)	ERP (dBm)	Limit (dBm)	Over Limit (dB)	SPA Reading (dBm)	S.G. Power (dBm)	TX Cable loss (dB)	TX Antenna Gain (dBi)	Polarization (H/V)
Lowest	1648	-45.76	-13	-32.76	-48.54	-47.67	1.14	5.20	H
	2472	-60.17	-13	-47.17	-64.47	-62.80	1.12	5.90	H
	3297	-62.54	-13	-49.54	-66.66	-65.75	1.34	6.70	H
	1648	-50.67	-13	-37.67	-51.23	-52.58	1.14	5.20	V
	2472	-60.84	-13	-47.84	-63.91	-63.47	1.12	5.90	V
	3297	-61.63	-13	-48.63	-66.77	-64.84	1.34	6.70	V
Middle	1672	-45.20	-13	-32.20	-48.14	-47.11	1.14	5.20	H
	2508	-46.48	-13	-33.48	-52.42	-49.11	1.12	5.90	H
	3345	-62.49	-13	-49.49	-66.61	-65.70	1.34	6.70	H
	1672	-51.88	-13	-38.88	-52.12	-53.79	1.14	5.20	V
	2508	-58.82	-13	-45.82	-61.89	-61.45	1.12	5.90	V
	3345	-60.14	-13	-47.14	-65.28	-63.35	1.34	6.70	V
Highest	1696	-55.21	-13	-42.21	-55.53	-57.12	1.14	5.20	H
	2544	-58.97	-13	-45.97	-63.27	-61.60	1.12	5.90	H
	3390	-61.84	-13	-48.84	-65.96	-65.05	1.34	6.70	H
	1696	-59.85	-13	-46.85	-58.95	-61.76	1.14	5.20	V
	2544	-57.77	-13	-44.77	-60.84	-60.40	1.12	5.90	V
	3390	-61.38	-13	-48.38	-66.52	-64.59	1.34	6.70	V

Remark: Spurious emissions within 30-1000MHz were found more than 20dB below limit line.



LTE Band 5 / 3MHz / QPSK / RB Size 1 Offset 0									
Channel	Frequency (MHz)	ERP (dBm)	Limit (dBm)	Over Limit (dB)	SPA Reading (dBm)	S.G. Power (dBm)	TX Cable loss (dB)	TX Antenna Gain (dBi)	Polarization (H/V)
Lowest	1648	-44.17	-13	-31.17	-47.16	-46.08	1.14	5.20	H
	2472	-57.66	-13	-44.66	-61.96	-60.29	1.12	5.90	H
	3297	-63.53	-13	-50.53	-67.65	-66.74	1.34	6.70	H
	1648	-51.97	-13	-38.97	-52.18	-53.88	1.14	5.20	V
	2472	-60.98	-13	-47.98	-64.05	-63.61	1.12	5.90	V
	3297	-61.36	-13	-48.36	-66.5	-64.57	1.34	6.70	V
Middle	1670	-45.75	-13	-32.75	-48.53	-47.66	1.14	5.20	H
	2506	-57.91	-13	-44.91	-62.21	-60.54	1.12	5.90	H
	3342	-61.78	-13	-48.78	-65.90	-64.99	1.34	6.70	H
	1670	-53.63	-13	-40.63	-53.31	-55.54	1.14	5.20	V
	2506	-59.84	-13	-46.84	-62.91	-62.47	1.12	5.90	V
	3342	-61.06	-13	-48.06	-66.2	-64.27	1.34	6.70	V
Highest	1692	-54.90	-13	-41.90	-55.21	-56.81	1.14	5.20	H
	2538	-59.33	-13	-46.33	-63.63	-61.96	1.12	5.90	H
	3384	-62.02	-13	-49.02	-66.14	-65.23	1.34	6.70	H
	1692	-58.78	-13	-45.78	-57.88	-60.69	1.14	5.20	V
	2538	-61.07	-13	-48.07	-64.14	-63.70	1.12	5.90	V
	3384	-61.27	-13	-48.27	-66.41	-64.48	1.34	6.70	V

Remark: Spurious emissions within 30-1000MHz were found more than 20dB below limit line.



LTE Band 5 / 5MHz / QPSK / RB Size 1 Offset 0									
Channel	Frequency (MHz)	ERP (dBm)	Limit (dBm)	Over Limit (dB)	SPA Reading (dBm)	S.G. Power (dBm)	TX Cable loss (dB)	TX Antenna Gain (dBi)	Polarization (H/V)
Lowest	1648	-44.36	-13	-31.36	-47.35	-46.27	1.14	5.20	H
	2474	-58.23	-13	-45.23	-62.53	-60.86	1.12	5.90	H
	3297	-63.60	-13	-50.60	-67.72	-66.81	1.34	6.70	H
	1648	-51.92	-13	-38.92	-52.15	-53.83	1.14	5.20	V
	2474	-60.88	-13	-47.88	-63.95	-63.51	1.12	5.90	V
	3297	-61.97	-13	-48.97	-67.11	-65.18	1.34	6.70	V
Middle	1668	-44.84	-13	-31.84	-47.83	-46.75	1.14	5.20	H
	2504	-57.97	-13	-44.97	-62.27	-60.60	1.12	5.90	H
	3336	-63.06	-13	-50.06	-67.18	-66.27	1.34	6.70	H
	1668	-52.86	-13	-39.86	-52.75	-54.77	1.14	5.20	V
	2504	-60.32	-13	-47.32	-63.39	-62.95	1.12	5.90	V
	3336	-61.14	-13	-48.14	-66.28	-64.35	1.34	6.70	V
Highest	1688	-53.52	-13	-40.52	-53.90	-55.43	1.14	5.20	H
	2534	-58.09	-13	-45.09	-62.39	-60.72	1.12	5.90	H
	3378	-62.17	-13	-49.17	-66.29	-65.38	1.34	6.70	H
	1688	-58.29	-13	-45.29	-57.39	-60.20	1.14	5.20	V
	2534	-59.43	-13	-46.43	-62.5	-62.06	1.12	5.90	V
	3378	-60.57	-13	-47.57	-65.71	-63.78	1.34	6.70	V

Remark: Spurious emissions within 30-1000MHz were found more than 20dB below limit line.



LTE Band 5 / 10MHz / QPSK / RB Size 1 Offset 0									
Channel	Frequency (MHz)	ERP (dBm)	Limit (dBm)	Over Limit (dB)	SPA Reading (dBm)	S.G. Power (dBm)	TX Cable loss (dB)	TX Antenna Gain (dBi)	Polarization (H/V)
Lowest	1650	-44.17	-13	-31.17	-47.16	-46.08	1.14	5.20	H
	2474	-56.46	-13	-43.46	-60.76	-59.09	1.12	5.90	H
	3297	-62.39	-13	-49.39	-66.51	-65.60	1.34	6.70	H
	1650	-51.72	-13	-38.72	-52.01	-53.63	1.14	5.20	V
	2474	-60.17	-13	-47.17	-63.24	-62.80	1.12	5.90	V
	3297	-61.42	-13	-48.42	-66.56	-64.63	1.34	6.70	V
Middle	1664	-43.53	-13	-30.53	-46.64	-45.44	1.14	5.20	H
	2496	-51.88	-13	-38.88	-56.18	-54.51	1.12	5.90	H
	3327	-62.32	-13	-49.32	-66.44	-65.53	1.34	6.70	H
	1664	-52.53	-13	-39.53	-52.54	-54.44	1.14	5.20	V
	2496	-54.65	-13	-41.65	-57.72	-57.28	1.12	5.90	V
	3327	-62.37	-13	-49.37	-67.51	-65.58	1.34	6.70	V
Highest	1680	-54.08	-13	-41.08	-54.30	-55.99	1.14	5.20	H
	2518	-58.63	-13	-45.63	-62.93	-61.26	1.12	5.90	H
	3357	-62.61	-13	-49.61	-66.73	-65.82	1.34	6.70	H
	1680	-58.36	-13	-45.36	-57.46	-60.27	1.14	5.20	V
	2518	-60.12	-13	-47.12	-63.19	-62.75	1.12	5.90	V
	3357	-60.07	-13	-47.07	-65.21	-63.28	1.34	6.70	V

Remark: Spurious emissions within 30-1000MHz were found more than 20dB below limit line.



Tips: Antenna #2 and Antenna #3 support LTE Band 7/30/38/41, the two antenna could switch Main Antenna and Diversity Antenna for each other.

< Antenna #2 >

LTE Band 7 / 5MHz / QPSK / RB Size 1 Offset 0									
Channel	Frequency (MHz)	EIRP (dBm)	Limit (dBm)	Over Limit (dB)	SPA Reading (dBm)	S.G. Power (dBm)	TX Cable loss (dB)	TX Antenna Gain (dBi)	Polarization (H/V)
Lowest	5000	-62.10	-25	-37.10	-45.63	-68.82	2.40	9.12	H
	7500	-55.29	-25	-30.29	-47.63	-64.91	2.87	12.50	H
	9999	-59.45	-25	-34.45	-53.69	-68.37	3.18	12.10	H
	12501	-59.21	-25	-34.21	-57.76	-68.25	3.79	12.83	H
	15003	-58.49	-25	-33.49	-56.69	-66.92	4.34	12.77	H
	5000	-71.84	-25	-46.84	-51.86	-78.55	2.40	9.12	V
	7500	-58.81	-25	-33.81	-48.81	-68.43	2.87	12.50	V
	9999	-59.13	-25	-34.13	-53.81	-68.05	3.18	12.10	V
	12501	-60.20	-25	-35.20	-57.33	-69.24	3.79	12.83	V
	15003	-56.77	-25	-31.77	-57.75	-65.20	4.34	12.77	V
Middle	5064	-65.72	-25	-40.72	-49.25	-72.44	2.40	9.12	H
	7600	-58.99	-25	-33.99	-51.33	-68.61	2.87	12.50	H
	10134	-56.56	-25	-31.56	-50.80	-65.48	3.18	12.10	H
	12663	-57.87	-25	-32.87	-56.42	-66.91	3.79	12.83	H
	15197	-54.79	-25	-29.79	-52.99	-63.22	4.34	12.77	H
	5064	-67.81	-25	-42.81	-47.83	-74.52	2.40	9.12	V
	7600	-59.29	-25	-34.29	-49.29	-68.91	2.87	12.50	V
	10134	-57.42	-25	-32.42	-52.1	-66.34	3.18	12.10	V
	12663	-59.47	-25	-34.47	-56.59	-68.51	3.79	12.83	V
	15197	-49.85	-25	-24.85	-50.83	-58.28	4.34	12.77	V
Highest	5132	-65.24	-25	-40.24	-48.77	-71.96	2.40	9.12	H
	7696	-60.13	-25	-35.13	-52.47	-69.75	2.87	12.50	H
	10260	-58.91	-25	-33.91	-53.15	-67.83	3.18	12.10	H
	12825	-63.47	-25	-38.47	-57.71	-72.51	3.79	12.83	H
	15390	-54.26	-25	-29.26	-52.81	-62.69	4.34	12.77	H
	5132	-69.85	-25	-44.85	-49.87	-76.56	2.40	9.12	V
	7696	-58.30	-25	-33.30	-48.3	-67.92	2.87	12.50	V
	10260	-58.00	-25	-33.00	-52.68	-66.92	3.18	12.10	V
	12825	-63.84	-25	-38.84	-58.52	-72.88	3.79	12.83	V
	15390	-52.91	-25	-27.91	-50.03	-61.34	4.34	12.77	V

Remark: Spurious emissions within 30-1000MHz were found more than 20dB below limit line.



LTE Band 7 / 10MHz / QPSK / RB Size 1 Offset 0									
Channel	Frequency (MHz)	EIRP (dBm)	Limit (dBm)	Over Limit (dB)	SPA Reading (dBm)	S.G. Power (dBm)	TX Cable loss (dB)	TX Antenna Gain (dBi)	Polarization (H/V)
Lowest	5000	-64.12	-25	-39.12	-47.65	-70.84	2.40	9.12	H
	7500	-54.37	-25	-29.37	-46.71	-63.99	2.87	12.50	H
	9999	-58.48	-25	-33.48	-52.72	-67.40	3.18	12.10	H
	5000	-68.68	-25	-43.68	-48.7	-75.39	2.40	9.12	V
	7500	-59.13	-25	-34.13	-49.13	-68.75	2.87	12.50	V
	9999	-60.15	-25	-35.15	-54.83	-69.07	3.18	12.10	V
Middle	5060	-65.04	-25	-40.04	-48.57	-71.76	2.40	9.12	H
	7592	-58.02	-25	-33.02	-50.36	-67.64	2.87	12.50	H
	10125	-58.28	-25	-33.28	-52.52	-67.20	3.18	12.10	H
	12653	-59.34	-25	-34.34	-57.89	-68.38	3.79	12.83	H
	15183	-55.23	-25	-30.23	-53.43	-63.66	4.34	12.77	H
	5060	-70.19	-25	-45.19	-50.21	-76.90	2.40	9.12	V
	7592	-58.95	-25	-33.95	-48.95	-68.57	2.87	12.50	V
	10122	-59.33	-25	-34.33	-54.01	-68.25	3.18	12.10	V
	12653	-61.27	-25	-36.27	-58.4	-70.31	3.79	12.83	V
15183	-48.45	-25	-23.45	-49.43	-56.88	4.34	12.77	V	
Highest	5120	-63.10	-25	-38.10	-46.63	-69.82	2.40	9.12	H
	7680	-56.91	-25	-31.91	-49.25	-66.53	2.87	12.50	H
	10242	-55.74	-25	-30.74	-49.98	-64.66	3.18	12.10	H
	12803	-59.40	-25	-34.40	-57.95	-68.44	3.79	12.83	H
	15363	-46.80	-25	-21.80	-46.38	-55.23	4.34	12.77	H
	5120	-69.94	-25	-44.94	-49.96	-76.65	2.40	9.12	V
	7680	-56.23	-25	-31.23	-46.23	-65.85	2.87	12.50	V
	10242	-56.97	-25	-31.97	-51.65	-65.89	3.18	12.10	V
	12803	-60.17	-25	-35.17	-57.3	-69.21	3.79	12.83	V
15363	-45.31	-25	-20.31	-46.29	-53.74	4.34	12.77	V	

Remark: Spurious emissions within 30-1000MHz were found more than 20dB below limit line.



LTE Band 7 / 15MHz / QPSK / RB Size 1 Offset 0									
Channel	Frequency (MHz)	EIRP (dBm)	Limit (dBm)	Over Limit (dB)	SPA Reading (dBm)	S.G. Power (dBm)	TX Cable loss (dB)	TX Antenna Gain (dBi)	Polarization (H/V)
Lowest	5000	-64.14	-25	-39.14	-47.67	-70.86	2.40	9.12	H
	7505	-54.59	-25	-29.59	-46.93	-64.21	2.87	12.50	H
	9999	-59.32	-25	-34.32	-53.56	-68.24	3.18	12.10	H
	12501	-59.75	-25	-34.75	-58.30	-68.79	3.79	12.83	H
	15003	-59.58	-25	-34.58	-57.78	-68.01	4.34	12.77	H
	5000	-69.69	-25	-44.69	-49.71	-76.40	2.40	9.12	V
	7505	-58.73	-25	-33.73	-48.73	-68.35	2.87	12.50	V
	9999	-60.23	-25	-35.23	-54.91	-69.15	3.18	12.10	V
	12501	-60.51	-25	-35.51	-57.64	-69.55	3.79	12.83	V
15003	-55.92	-25	-30.92	-56.9	-64.35	4.34	12.77	V	
Middle	5056	-64.87	-25	-39.87	-48.40	-71.59	2.40	9.12	H
	7584	-56.73	-25	-31.73	-49.07	-66.35	2.87	12.50	H
	10116	-57.84	-25	-32.84	-52.08	-66.76	3.18	12.10	H
	12645	-59.50	-25	-34.50	-58.05	-68.54	3.79	12.83	H
	15170	-50.96	-25	-25.96	-49.16	-59.39	4.34	12.77	H
	5056	-70.49	-25	-45.49	-50.51	-77.20	2.40	9.12	V
	7584	-59.00	-25	-34.00	-49	-68.62	2.87	12.50	V
	10116	-56.80	-25	-31.80	-51.48	-65.72	3.18	12.10	V
	12645	-60.39	-25	-35.39	-57.52	-69.43	3.79	12.83	V
15170	-43.70	-25	-18.70	-45.44	-52.13	4.34	12.77	V	
Highest	5112	-64.98	-25	-39.98	-48.51	-71.70	2.40	9.12	H
	7668	-56.80	-25	-31.80	-49.14	-66.42	2.87	12.50	H
	10224	-57.04	-25	-32.04	-51.28	-65.96	3.18	12.10	H
	12780	-59.12	-25	-34.12	-57.67	-68.16	3.79	12.83	H
	15336	-53.67	-25	-28.67	-51.87	-62.10	4.34	12.77	H
	5112	-70.93	-25	-45.93	-50.95	-77.64	2.40	9.12	V
	7668	-56.18	-25	-31.18	-46.18	-65.80	2.87	12.50	V
	10224	-60.31	-25	-35.31	-54.99	-69.23	3.18	12.10	V
	12780	-60.47	-25	-35.47	-57.6	-69.51	3.79	12.83	V
15336	-41.32	-25	-16.32	-44.01	-49.75	4.34	12.77	V	

Remark: Spurious emissions within 30-1000MHz were found more than 20dB below limit line.



LTE Band 7 / 20MHz / QPSK / RB Size 1 Offset 0									
Channel	Frequency (MHz)	EIRP (dBm)	Limit (dBm)	Over Limit (dB)	SPA Reading (dBm)	S.G. Power (dBm)	TX Cable loss (dB)	TX Antenna Gain (dBi)	Polarization (H/V)
Lowest	5004	-61.19	-25	-36.19	-44.72	-67.91	2.40	9.12	H
	7504	-53.86	-25	-28.86	-46.20	-63.48	2.87	12.50	H
	10008	-58.81	-25	-33.81	-53.05	-67.73	3.18	12.10	H
	5004	-65.24	-25	-40.24	-45.26	-71.95	2.40	9.12	V
	7504	-56.38	-25	-31.38	-46.38	-66.00	2.87	12.50	V
	10008	-59.89	-25	-34.89	-54.57	-68.81	3.18	12.10	V
Middle	5052	-59.87	-25	-34.87	-43.40	-66.59	2.40	9.12	H
	7580	-53.86	-25	-28.86	-46.20	-63.48	2.87	12.50	H
	10107	-56.20	-25	-31.20	-50.44	-65.12	3.18	12.10	H
	12630	-57.47	-25	-32.47	-56.02	-66.51	3.79	12.83	H
	15156	-52.43	-25	-27.43	-50.63	-60.86	4.34	12.77	H
	5052	-65.71	-25	-40.71	-45.73	-72.42	2.40	9.12	V
	7580	-57.81	-25	-32.81	-47.81	-67.43	2.87	12.50	V
	10104	-56.12	-25	-31.12	-50.8	-65.04	3.18	12.10	V
	12627	-60.36	-25	-35.36	-57.49	-69.40	3.79	12.83	V
15156	-47.79	-25	-22.79	-48.77	-56.22	4.34	12.77	V	
Highest	5104	-62.41	-25	-37.41	-45.94	-69.13	2.40	9.12	H
	7652	-56.38	-25	-31.38	-48.72	-66.00	2.87	12.50	H
	10204	-59.52	-25	-34.52	-53.76	-68.44	3.18	12.10	H
	12755	-58.71	-25	-33.71	-57.26	-67.75	3.79	12.83	H
	15309	-55.64	-25	-30.64	-53.84	-64.07	4.34	12.77	H
	5104	-66.83	-25	-41.83	-46.85	-73.54	2.40	9.12	V
	7652	-55.35	-25	-30.35	-45.35	-64.97	2.87	12.50	V
	10204	-58.31	-25	-33.31	-52.99	-67.23	3.18	12.10	V
	12755	-59.98	-25	-34.98	-57.11	-69.02	3.79	12.83	V
15309	-48.50	-25	-23.50	-49.48	-56.93	4.34	12.77	V	

Remark: Spurious emissions within 30-1000MHz were found more than 20dB below limit line.



< Antenna #3>

LTE Band 7 / 5MHz / QPSK / RB Size 1 Offset 0									
Channel	Frequency (MHz)	EIRP (dBm)	Limit (dBm)	Over Limit (dB)	SPA Reading (dBm)	S.G. Power (dBm)	TX Cable loss (dB)	TX Antenna Gain (dBi)	Polarization (H/V)
Lowest	5000	-66.93	-25	-41.93	-50.46	-73.65	2.40	9.12	H
	7500	-53.98	-25	-28.98	-46.32	-63.60	2.87	12.50	H
	9999	-57.39	-25	-32.39	-51.63	-66.31	3.18	12.10	H
	5000	-70.48	-25	-45.48	-50.5	-77.19	2.40	9.12	V
	7500	-58.23	-25	-33.23	-48.23	-67.85	2.87	12.50	V
	9999	-59.60	-25	-34.60	-54.28	-68.52	3.18	12.10	V
Middle	5064	-66.51	-25	-41.51	-50.04	-73.23	2.40	9.12	H
	7600	-56.91	-25	-31.91	-49.25	-66.53	2.87	12.50	H
	10134	-56.24	-25	-31.24	-50.48	-65.16	3.18	12.10	H
	12663	-59.96	-25	-34.96	-58.51	-69.00	3.79	12.83	H
	15197	-55.13	-25	-30.13	-53.33	-63.56	4.34	12.77	H
	5064	-70.01	-25	-45.01	-50.03	-76.72	2.40	9.12	V
	7600	-61.78	-25	-36.78	-51.78	-71.40	2.87	12.50	V
	10134	-59.19	-25	-34.19	-53.87	-68.11	3.18	12.10	V
	12663	-60.76	-25	-35.76	-57.89	-69.80	3.79	12.83	V
15197	-56.22	-25	-31.22	-57.2	-64.65	4.34	12.77	V	
Highest	5132	-66.41	-25	-41.41	-49.94	-73.13	2.40	9.12	H
	7696	-54.41	-25	-29.41	-46.75	-64.03	2.87	12.50	H
	10260	-53.96	-25	-28.96	-48.20	-62.88	3.18	12.10	H
	12825	-58.68	-25	-33.68	-57.23	-67.72	3.79	12.83	H
	15390	-50.30	-25	-25.30	-48.50	-58.73	4.34	12.77	H
	5132	-69.29	-25	-44.29	-49.31	-76.00	2.40	9.12	V
	7696	-56.87	-25	-31.87	-46.87	-66.49	2.87	12.50	V
	10260	-58.99	-25	-33.99	-53.67	-67.91	3.18	12.10	V
	12825	-60.77	-25	-35.77	-57.9	-69.81	3.79	12.83	V
	15390	-54.26	-25	-29.26	-55.24	-62.69	4.34	12.77	V

Remark: Spurious emissions within 30-1000MHz were found more than 20dB below limit line.



LTE Band 7 / 10MHz / QPSK / RB Size 1 Offset 0									
Channel	Frequency (MHz)	EIRP (dBm)	Limit (dBm)	Over Limit (dB)	SPA Reading (dBm)	S.G. Power (dBm)	TX Cable loss (dB)	TX Antenna Gain (dBi)	Polarization (H/V)
Lowest	5000	-65.64	-25	-40.64	-49.17	-72.36	2.40	9.12	H
	7500	-53.75	-25	-28.75	-46.09	-63.37	2.87	12.50	H
	9999	-57.02	-25	-32.02	-51.26	-65.94	3.18	12.10	H
	5000	-70.01	-25	-45.01	-50.03	-76.72	2.40	9.12	V
	7500	-58.76	-25	-33.76	-48.76	-68.38	2.87	12.50	V
	9999	-59.83	-25	-34.83	-54.51	-68.75	3.18	12.10	V
Middle	5060	-68.00	-25	-43.00	-51.53	-74.72	2.40	9.12	H
	7592	-57.48	-25	-32.48	-49.82	-67.10	2.87	12.50	H
	10125	-55.93	-25	-30.93	-50.17	-64.85	3.18	12.10	H
	12654	-59.31	-25	-34.31	-57.86	-68.35	3.79	12.83	H
	15183	-50.56	-25	-25.56	-48.76	-58.99	4.34	12.77	H
	5060	-71.66	-25	-46.66	-51.68	-78.37	2.40	9.12	V
	7592	-61.04	-25	-36.04	-51.04	-70.66	2.87	12.50	V
	10125	-57.97	-25	-32.97	-52.65	-66.89	3.18	12.10	V
	12654	-61.04	-25	-36.04	-58.17	-70.08	3.79	12.83	V
15183	-54.20	-25	-29.20	-55.18	-62.63	4.34	12.77	V	
Highest	5120	-65.08	-25	-40.08	-48.61	-71.80	2.40	9.12	H
	7680	-52.06	-25	-27.06	-44.40	-61.68	2.87	12.50	H
	10242	-53.80	-25	-28.80	-48.04	-62.72	3.18	12.10	H
	12807	-59.02	-25	-34.02	-57.57	-68.06	3.79	12.83	H
	15363	-43.54	-25	-18.54	-44.17	-51.97	4.34	12.77	H
	5120	-67.18	-25	-42.18	-47.2	-73.89	2.40	9.12	V
	7680	-57.08	-25	-32.08	-47.08	-66.70	2.87	12.50	V
	10242	-58.86	-25	-33.86	-53.54	-67.78	3.18	12.10	V
	12807	-59.98	-25	-34.98	-57.11	-69.02	3.79	12.83	V
15363	-48.14	-25	-23.14	-49.12	-56.57	4.34	12.77	V	

Remark: Spurious emissions within 30-1000MHz were found more than 20dB below limit line.



LTE Band 7 / 15MHz / QPSK / RB Size 1 Offset 0									
Channel	Frequency (MHz)	EIRP (dBm)	Limit (dBm)	Over Limit (dB)	SPA Reading (dBm)	S.G. Power (dBm)	TX Cable loss (dB)	TX Antenna Gain (dBi)	Polarization (H/V)
Lowest	5000	-66.69	-25	-41.69	-50.22	-73.41	2.40	9.12	H
	7502	-51.97	-25	-26.97	-44.31	-61.59	2.87	12.50	H
	9999	-58.26	-25	-33.26	-52.50	-67.18	3.18	12.10	H
	5000	-68.90	-25	-43.90	-48.92	-75.61	2.40	9.12	V
	7502	-58.17	-25	-33.17	-48.17	-67.79	2.87	12.50	V
	9999	-59.50	-25	-34.50	-54.18	-68.42	3.18	12.10	V
Middle	5056	-63.43	-25	-38.43	-46.96	-70.15	2.40	9.12	H
	7584	-54.02	-25	-29.02	-46.36	-63.64	2.87	12.50	H
	10116	-54.98	-25	-29.98	-49.22	-63.90	3.18	12.10	H
	12645	-58.75	-25	-33.75	-57.30	-67.79	3.79	12.83	H
	15165	-47.10	-25	-22.10	-46.61	-55.53	4.34	12.77	H
	5056	-69.11	-25	-44.11	-49.13	-75.82	2.40	9.12	V
	7584	-59.13	-25	-34.13	-49.13	-68.75	2.87	12.50	V
	10116	-58.10	-25	-33.10	-52.78	-67.02	3.18	12.10	V
	12645	-60.84	-25	-35.84	-57.97	-69.88	3.79	12.83	V
15165	-49.92	-25	-24.92	-50.9	-58.35	4.34	12.77	V	
Highest	5112	-63.52	-25	-38.52	-47.05	-70.24	2.40	9.12	H
	7668	-52.96	-25	-27.96	-45.30	-62.58	2.87	12.50	H
	10224	-55.85	-25	-30.85	-50.09	-64.77	3.18	12.10	H
	12780	-58.97	-25	-33.97	-57.52	-68.01	3.79	12.83	H
	15336	-43.80	-25	-18.80	-44.39	-52.23	4.34	12.77	H
	5112	-69.00	-25	-44.00	-49.02	-75.71	2.40	9.12	V
	7668	-57.45	-25	-32.45	-47.45	-67.07	2.87	12.50	V
	10224	-58.44	-25	-33.44	-53.12	-67.36	3.18	12.10	V
	12780	-59.77	-25	-34.77	-56.9	-68.81	3.79	12.83	V
15336	-47.44	-25	-22.44	-48.42	-55.87	4.34	12.77	V	

Remark: Spurious emissions within 30-1000MHz were found more than 20dB below limit line.



LTE Band 7 / 20MHz / QPSK / RB Size 1 Offset 0									
Channel	Frequency (MHz)	EIRP (dBm)	Limit (dBm)	Over Limit (dB)	SPA Reading (dBm)	S.G. Power (dBm)	TX Cable loss (dB)	TX Antenna Gain (dBi)	Polarization (H/V)
Lowest	5000	-66.18	-25	-41.18	-49.71	-72.90	2.40	9.12	H
	7505	-52.12	-25	-27.12	-44.46	-61.74	2.87	12.50	H
	10008	-59.88	-25	-34.88	-54.12	-68.80	3.18	12.10	H
	5000	-71.92	-25	-46.92	-51.94	-78.63	2.40	9.12	V
	7505	-58.11	-25	-33.11	-48.11	-67.73	2.87	12.50	V
	10008	-60.35	-25	-35.35	-55.03	-69.27	3.18	12.10	V
Middle	5052	-63.62	-25	-38.62	-47.15	-70.34	2.40	9.12	H
	7580	-55.75	-25	-30.75	-48.09	-65.37	2.87	12.50	H
	10107	-54.56	-25	-29.56	-48.80	-63.48	3.18	12.10	H
	12627	-58.05	-25	-33.05	-56.60	-67.09	3.79	12.83	H
	15156	-46.33	-25	-21.33	-45.87	-54.76	4.34	12.77	H
	5052	-71.05	-25	-46.05	-51.07	-77.76	2.40	9.12	V
	7580	-58.06	-25	-33.06	-48.06	-67.68	2.87	12.50	V
	10107	-56.55	-25	-31.55	-51.23	-65.47	3.18	12.10	V
	12627	-60.09	-25	-35.09	-57.22	-69.13	3.79	12.83	V
15156	-49.50	-25	-24.50	-50.48	-57.93	4.34	12.77	V	
Highest	5104	-66.73	-25	-41.73	-50.26	-73.45	2.40	9.12	H
	7652	-52.83	-25	-27.83	-45.17	-62.45	2.87	12.50	H
	10206	-62.54	-25	-37.54	-56.78	-71.46	3.18	12.10	H
	12753	-61.46	-25	-36.46	-60.01	-70.50	3.79	12.83	H
	15309	-53.52	-25	-28.52	-51.72	-61.95	4.34	12.77	H
	5104	-70.91	-25	-45.91	-50.93	-77.62	2.40	9.12	V
	7652	-58.43	-25	-33.43	-48.43	-68.05	2.87	12.50	V
	10206	-61.90	-25	-36.90	-56.58	-70.82	3.18	12.10	V
	12753	-61.89	-25	-36.89	-59.02	-70.93	3.79	12.83	V
	15309	-54.15	-25	-29.15	-55.13	-62.58	4.34	12.77	V

Remark: Spurious emissions within 30-1000MHz were found more than 20dB below limit line.



LTE Band 12 / 1.4MHz / QPSK / RB Size 1 Offset 0									
Channel	Frequency (MHz)	ERP (dBm)	Limit (dBm)	Over Limit (dB)	SPA Reading (dBm)	S.G. Power (dBm)	TX Cable loss (dB)	TX Antenna Gain (dBi)	Polarization (H/V)
Lowest	1398	-30.87	-13	-17.87	-37.87	-32.78	1.14	5.20	H
	2098	-41.71	-13	-28.71	-52.96	-44.34	1.12	5.90	H
	2798	-52.35	-13	-39.35	-62.32	-55.56	1.34	6.70	H
	3495	-47.78	-13	-34.78	-61.54	-51.24	1.59	7.20	H
	4197	-46.92	-13	-33.92	-63.73	-51.65	2.02	8.90	H
	1398	-32.48	-13	-19.48	-39.57	-34.39	1.14	5.20	V
	2098	-40.90	-13	-27.90	-52.25	-43.53	1.12	5.90	V
	2798	-54.31	-13	-41.31	-64.44	-57.52	1.34	6.70	V
	3495	-51.13	-13	-38.13	-61.61	-54.59	1.59	7.20	V
	4197	-49.73	-13	-36.73	-65.90	-54.46	2.02	8.90	V
Middle	1414	-22.48	-13	-9.48	-29.59	-24.39	1.14	5.20	H
	2122	-34.96	-13	-21.96	-47.04	-37.59	1.12	5.90	H
	2828	-44.64	-13	-31.64	-55.82	-47.85	1.34	6.70	H
	3534	-37.02	-13	-24.02	-52.44	-40.48	1.59	7.20	H
	4242	-41.18	-13	-28.18	-57.72	-45.91	2.02	8.90	H
	4950	-49.32	-13	-36.32	-67.65	-54.81	2.16	9.80	H
	1414	-24.70	-13	-11.70	-31.67	-26.61	1.14	5.20	V
	2122	-36.53	-13	-23.53	-48.30	-39.16	1.12	5.90	V
	2828	-47.46	-13	-34.46	-57.59	-50.67	1.34	6.70	V
	3534	-41.13	-13	-28.13	-54.13	-44.59	1.59	7.20	V
	4242	-42.01	-13	-29.01	-58.67	-46.74	2.02	8.90	V
	4950	-47.74	-13	-34.74	-65.80	-53.23	2.16	9.80	V
Highest	1430	-19.47	-13	-6.47	-26.62	-21.38	1.14	5.20	H
	2144	-37.58	-13	-24.58	-49.04	-40.21	1.12	5.90	H
	2860	-45.13	-13	-32.13	-56.22	-48.34	1.34	6.70	H
	3573	-40.14	-13	-27.14	-55.17	-43.60	1.59	7.20	H
	4290	-43.32	-13	-30.32	-60.13	-48.05	2.02	8.90	H
	5004	-47.63	-13	-34.63	-65.96	-53.12	2.16	9.80	H
	5718	-50.91	-13	-37.91	-70.89	-56.86	2.5	10.60	H
	1430	-18.47	-13	-5.47	-25.52	-20.38	1.14	5.20	V
	2144	-37.15	-13	-24.15	-48.97	-39.78	1.12	5.90	V
	2860	-44.85	-13	-31.85	-55.03	-48.06	1.34	6.70	V
	3573	-41.96	-13	-28.96	-54.94	-45.42	1.59	7.20	V
	4290	-44.41	-13	-31.41	-60.58	-49.14	2.02	8.90	V
	5004	-48.63	-13	-35.63	-66.69	-54.12	2.16	9.80	V
	5718	-45.74	-13	-32.74	-66.31	-51.69	2.50	10.60	V

Remark: Spurious emissions within 30-1000MHz were found more than 20dB below limit line.



LTE Band 12 / 3MHz / QPSK / RB Size 1 Offset 0									
Channel	Frequency (MHz)	ERP (dBm)	Limit (dBm)	Over Limit (dB)	SPA Reading (dBm)	S.G. Power (dBm)	TX Cable loss (dB)	TX Antenna Gain (dBi)	Polarization (H/V)
Lowest	1398	-31.29	-13	-18.29	-38.29	-33.20	1.14	5.20	H
	2098	-40.55	-13	-27.55	-52.07	-43.18	1.12	5.90	H
	2798	-52.53	-13	-39.53	-62.50	-55.74	1.34	6.70	H
	3495	-47.83	-13	-34.83	-61.59	-51.29	1.59	7.20	H
	4194	-47.22	-13	-34.22	-64.03	-51.95	2.02	8.90	H
	1398	-31.62	-13	-18.62	-38.70	-33.53	1.14	5.20	V
	2098	-41.09	-13	-28.09	-52.41	-43.72	1.12	5.90	V
	2798	-52.72	-13	-39.72	-62.85	-55.93	1.34	6.70	V
	3495	-53.91	-13	-40.91	-64.39	-57.37	1.59	7.20	V
	4194	-48.73	-13	-35.73	-64.90	-53.46	2.02	8.90	V
Middle	1412	-21.78	-13	-8.78	-28.92	-23.69	1.14	5.20	H
	2118	-38.18	-13	-25.18	-49.94	-40.81	1.12	5.90	H
	2826	-45.58	-13	-32.58	-56.55	-48.79	1.34	6.70	H
	3531	-38.79	-13	-25.79	-53.98	-42.25	1.59	7.20	H
	4239	-42.74	-13	-29.74	-59.43	-47.47	2.02	8.90	H
	4944	-49.07	-13	-36.07	-67.40	-54.56	2.16	9.80	H
	5649	-51.14	-13	-38.14	-71.12	-57.09	2.5	10.60	H
	1412	-23.55	-13	-10.55	-30.60	-25.46	1.14	5.20	V
	2118	-37.51	-13	-24.51	-49.31	-40.14	1.12	5.90	V
	2824	-46.75	-13	-33.75	-56.88	-49.96	1.34	6.70	V
	3531	-39.17	-13	-26.17	-52.27	-42.63	1.59	7.20	V
	4236	-41.28	-13	-28.28	-58.30	-46.01	2.02	8.90	V
	4944	-48.48	-13	-35.48	-66.54	-53.97	2.16	9.80	V
	5649	-46.42	-13	-33.42	-66.99	-52.37	2.50	10.60	V
Highest	1426	-19.04	-13	-6.04	-26.21	-20.95	1.14	5.20	H
	2140	-38.36	-13	-25.36	-50.11	-40.99	1.12	5.90	H
	2854	-44.40	-13	-31.40	-55.61	-47.61	1.34	6.70	H
	3567	-41.39	-13	-28.39	-55.88	-44.85	1.59	7.20	H
	4281	-41.04	-13	-28.04	-57.61	-45.77	2.02	8.90	H
	4992	-46.73	-13	-33.73	-65.06	-52.22	2.16	9.80	H
	5706	-47.64	-13	-34.64	-67.62	-53.59	2.5	10.60	H
	1426	-20.04	-13	-7.04	-27.01	-21.95	1.14	5.20	V
	2140	-40.17	-13	-27.17	-51.67	-42.80	1.12	5.90	V
	2854	-43.51	-13	-30.51	-54.05	-46.72	1.34	6.70	V
	3567	-48.10	-13	-35.10	-58.58	-51.56	1.59	7.20	V
	4278	-46.65	-13	-33.65	-62.82	-51.38	2.02	8.90	V
	4992	-50.41	-13	-37.41	-68.47	-55.90	2.16	9.80	V
	5706	-46.28	-13	-33.28	-66.85	-52.23	2.50	10.60	V

Remark: Spurious emissions within 30-1000MHz were found more than 20dB below limit line.



LTE Band 12 / 5MHz / QPSK / RB Size 1 Offset 0									
Channel	Frequency (MHz)	ERP (dBm)	Limit (dBm)	Over Limit (dB)	SPA Reading (dBm)	S.G. Power (dBm)	TX Cable loss (dB)	TX Antenna Gain (dBi)	Polarization (H/V)
Lowest	1398	-32.63	-13	-19.63	-39.62	-34.54	1.14	5.20	H
	2098	-41.74	-13	-28.74	-52.98	-44.37	1.12	5.90	H
	2798	-52.15	-13	-39.15	-62.12	-55.36	1.34	6.70	H
	3498	-48.79	-13	-35.79	-62.55	-52.25	1.59	7.20	H
	4197	-50.55	-13	-37.55	-67.36	-55.28	2.02	8.90	H
	1398	-32.26	-13	-19.26	-39.35	-34.17	1.14	5.20	V
	2098	-42.74	-13	-29.74	-53.89	-45.37	1.12	5.90	V
	2798	-53.01	-13	-40.01	-63.14	-56.22	1.34	6.70	V
	3498	-51.75	-13	-38.75	-62.23	-55.21	1.59	7.20	V
	4197	-50.77	-13	-37.77	-66.94	-55.50	2.02	8.90	V
Middle	1410	-21.29	-13	-8.29	-28.47	-23.20	1.14	5.20	H
	2116	-37.59	-13	-24.59	-49.05	-40.22	1.12	5.90	H
	2822	-45.39	-13	-32.39	-56.41	-48.60	1.34	6.70	H
	3528	-37.06	-13	-24.06	-52.48	-40.52	1.59	7.20	H
	4233	-40.04	-13	-27.04	-57.18	-44.77	2.02	8.90	H
	4938	-47.61	-13	-34.61	-65.94	-53.10	2.16	9.80	H
	5643	-50.60	-13	-37.60	-70.58	-56.55	2.5	10.60	H
	1410	-23.74	-13	-10.74	-30.79	-25.65	1.14	5.20	V
	2116	-37.08	-13	-24.08	-48.90	-39.71	1.12	5.90	V
	2822	-46.32	-13	-33.32	-56.45	-49.53	1.34	6.70	V
	3528	-40.22	-13	-27.22	-53.40	-43.68	1.59	7.20	V
	4233	-40.50	-13	-27.50	-57.81	-45.23	2.02	8.90	V
	4938	-46.66	-13	-33.66	-64.72	-52.15	2.16	9.80	V
	5643	-46.17	-13	-33.17	-66.74	-52.12	2.50	10.60	V
Highest	1422	-22.58	-13	-9.58	-29.69	-24.49	1.14	5.20	H
	2134	-37.49	-13	-24.49	-48.88	-40.12	1.12	5.90	H
	2846	-48.88	-13	-35.88	-58.88	-52.09	1.34	6.70	H
	3555	-44.67	-13	-31.67	-58.43	-48.13	1.59	7.20	H
	4269	-45.42	-13	-32.42	-62.23	-50.15	2.02	8.90	H
	4980	-48.98	-13	-35.98	-67.31	-54.47	2.16	9.80	H
	5691	-51.05	-13	-38.05	-71.03	-57.00	2.5	10.60	H
	1422	-23.48	-13	-10.48	-30.52	-25.39	1.14	5.20	V
	2134	-39.48	-13	-26.48	-51.02	-42.11	1.12	5.90	V
	2846	-47.52	-13	-34.52	-57.65	-50.73	1.34	6.70	V
	3558	-46.60	-13	-33.60	-57.80	-50.06	1.59	7.20	V
	4269	-48.05	-13	-35.05	-64.22	-52.78	2.02	8.90	V
	4980	-49.44	-13	-36.44	-67.50	-54.93	2.16	9.80	V
	5691	-48.54	-13	-35.54	-69.11	-54.49	2.50	10.60	V

Remark: Spurious emissions within 30-1000MHz were found more than 20dB below limit line.



LTE Band 12 / 10MHz / QPSK / RB Size 1 Offset 0									
Channel	Frequency (MHz)	ERP (dBm)	Limit (dBm)	Over Limit (dB)	SPA Reading (dBm)	S.G. Power (dBm)	TX Cable loss (dB)	TX Antenna Gain (dBi)	Polarization (H/V)
Lowest	1400	-31.82	-13	-18.82	-38.84	-33.73	1.14	5.20	H
	2098	-41.21	-13	-28.21	-52.55	-43.84	1.12	5.90	H
	2798	-51.96	-13	-38.96	-61.93	-55.17	1.34	6.70	H
	3498	-45.62	-13	-32.62	-59.38	-49.08	1.59	7.20	H
	4197	-46.73	-13	-33.73	-63.54	-51.46	2.02	8.90	H
	1400	-32.00	-13	-19.00	-39.09	-33.91	1.14	5.20	V
	2100	-41.42	-13	-28.42	-52.70	-44.05	1.12	5.90	V
	2798	-52.45	-13	-39.45	-62.58	-55.66	1.34	6.70	V
	3498	-50.81	-13	-37.81	-61.29	-54.27	1.59	7.20	V
4197	-48.44	-13	-35.44	-64.61	-53.17	2.02	8.90	V	
Middle	1406	-23.35	-13	-10.35	-30.45	-25.26	1.14	5.20	H
	2110	-37.30	-13	-24.30	-48.55	-39.93	1.12	5.90	H
	2812	-50.25	-13	-37.25	-60.22	-53.46	1.34	6.70	H
	3516	-37.19	-13	-24.19	-52.60	-40.65	1.59	7.20	H
	4218	-41.40	-13	-28.40	-57.88	-46.13	2.02	8.90	H
	4923	-46.91	-13	-33.91	-65.24	-52.40	2.16	9.80	H
	5625	-52.13	-13	-39.13	-72.11	-58.08	2.5	10.60	H
	1406	-25.90	-13	-12.90	-32.98	-27.81	1.14	5.20	V
	2110	-38.10	-13	-25.10	-49.85	-40.73	1.12	5.90	V
	2812	-48.22	-13	-35.22	-58.35	-51.43	1.34	6.70	V
	3516	-41.54	-13	-28.54	-54.53	-45.00	1.59	7.20	V
	4218	-42.09	-13	-29.09	-58.75	-46.82	2.02	8.90	V
	4923	-48.57	-13	-35.57	-66.63	-54.06	2.16	9.80	V
5625	-49.41	-13	-36.41	-69.98	-55.36	2.50	10.60	V	
Highest	1414	-22.40	-13	-9.40	-29.51	-24.31	1.14	5.20	H
	2120	-34.72	-13	-21.72	-46.78	-37.35	1.12	5.90	H
	2826	-44.33	-13	-31.33	-55.55	-47.54	1.34	6.70	H
	3534	-36.84	-13	-23.84	-52.30	-40.30	1.59	7.20	H
	4239	-41.59	-13	-28.59	-58.02	-46.32	2.02	8.90	H
	4947	-48.34	-13	-35.34	-66.67	-53.83	2.16	9.80	H
	5652	-50.10	-13	-37.10	-70.08	-56.05	2.5	10.60	H
	1414	-23.70	-13	-10.70	-30.75	-25.61	1.14	5.20	V
	2120	-35.25	-13	-22.25	-47.08	-37.88	1.12	5.90	V
	2826	-46.86	-13	-33.86	-56.99	-50.07	1.34	6.70	V
	3534	-40.47	-13	-27.47	-53.59	-43.93	1.59	7.20	V
	4239	-39.55	-13	-26.55	-57.07	-44.28	2.02	8.90	V
	4947	-48.54	-13	-35.54	-66.60	-54.03	2.16	9.80	V
5652	-46.44	-13	-33.44	-67.01	-52.39	2.50	10.60	V	

Remark: Spurious emissions within 30-1000MHz were found more than 20dB below limit line.



LTE Band 13 / 5MHz / QPSK / RB Size 1 Offset 0									
Channel	Frequency (MHz)	ERP (dBm)	Limit (dBm)	Over Limit (dB)	SPA Reading (dBm)	S.G. Power (dBm)	TX Cable loss (dB)	TX Antenna Gain (dBi)	Polarization (H/V)
Lowest	1554	-54.26	-13	-41.26	-53.51	-55.96	1.385	5.23	H
	2332	-46.74	-13	-33.74	-53.04	-48.73	1.88	6.02	H
	3108	-63.73	-13	-50.73	-66.19	-66.10	2.38	6.90	H
	1556	-51.84	-13	-38.84	-54.01	-53.54	1.385	5.23	V
	2332	-43.18	-13	-30.18	-52.68	-45.17	1.88	6.02	V
	3108	-56.68	-13	-43.68	-65.92	-59.05	2.38	6.90	V
Middle	1560	-53.39	-40	-13.39	-54.23	-57.24	1.385	5.23	H
	2340	-49.30	-13	-36.30	-55.38	-51.29	1.88	6.02	H
	3120	-62.04	-13	-49.04	-64.50	-64.41	2.38	6.90	H
	1560	-48.72	-40	-8.72	-53.04	-52.57	1.385	5.23	V
	2340	-44.37	-13	-31.37	-53.7	-46.36	1.88	6.02	V
	3120	-56.09	-13	-43.09	-65.33	-58.46	2.38	6.90	V
Highest	1566	-47.75	-40	-7.75	-50.37	-51.60	1.385	5.23	H
	2348	-47.42	-13	-34.42	-53.74	-49.41	1.88	6.02	H
	3129	-63.52	-13	-50.52	-65.98	-65.89	2.38	6.90	H
	1564	-46.48	-40	-6.48	-50.98	-50.32	1.385	5.23	V
	2348	-42.39	-13	-29.39	-51.9	-44.38	1.88	6.02	V
	3129	-57.24	-13	-44.24	-66.48	-59.61	2.38	6.90	V

Remark: Spurious emissions within 30-1000MHz were found more than 20dB below limit line.

LTE Band 13 / 10MHz / QPSK / RB Size 1 Offset 0									
Channel	Frequency (MHz)	ERP (dBm)	Limit (dBm)	Over Limit (dB)	SPA Reading (dBm)	S.G. Power (dBm)	TX Cable loss (dB)	TX Antenna Gain (dBi)	Polarization (H/V)
Middle	1556	-53.26	-13	-40.26	-52.84	-54.95	1.385	5.23	H
	2332	-49.47	-13	-36.47	-55.73	-51.46	1.88	6.02	H
	3111	-63.40	-13	-50.40	-65.86	-65.77	2.38	6.90	H
	1556	-50.48	-13	-37.48	-52.7	-52.18	1.385	5.23	V
	2334	-42.78	-13	-29.78	-52.32	-44.77	1.88	6.02	V
	3111	-55.85	-13	-42.85	-65.09	-58.22	2.38	6.90	V

Remark: Spurious emissions within 30-1000MHz were found more than 20dB below limit line.



LTE Band 17 / 5MHz / QPSK / RB Size 1 Offset 0									
Channel	Frequency (MHz)	ERP (dBm)	Limit (dBm)	Over Limit (dB)	SPA Reading (dBm)	S.G. Power (dBm)	TX Cable loss (dB)	TX Antenna Gain (dBi)	Polarization (H/V)
Lowest	1408	-50.12	-13	-37.12	-53.07	-51.49	1.167	4.69	H
	2114	-52.33	-13	-39.33	-59.80	-54.93	1.446	6.20	H
	2818	-54.18	-13	-41.18	-62.59	-57.73	1.694	7.40	H
	1408	-52.41	-13	-39.41	-52.24	-53.78	1.167	4.69	V
	2114	-58.85	-13	-45.85	-59.83	-61.44	1.446	6.20	V
	2818	-60.10	-13	-47.10	-63.75	-63.65	1.694	7.40	V
Middle	1416	-50.38	-13	-37.38	-53.27	-51.76	1.167	4.69	H
	2124	-51.03	-13	-38.03	-58.80	-53.63	1.446	6.20	H
	2832	-56.11	-13	-43.11	-64.17	-59.67	1.694	7.40	H
	1416	-56.64	-13	-43.64	-54.7	-58.02	1.167	4.69	V
	2124	-59.42	-13	-46.42	-60.4	-62.01	1.446	6.20	V
	2832	-60.13	-13	-47.13	-63.78	-63.68	1.694	7.40	V
Highest	1422	-52.75	-13	-39.75	-55.19	-54.12	1.167	4.69	H
	2134	-54.42	-13	-41.42	-61.76	-57.02	1.446	6.20	H
	2846	-54.54	-13	-41.54	-63.02	-58.09	1.694	7.40	H
	1422	-61.16	-13	-48.16	-56.99	-62.53	1.167	4.69	V
	2134	-60.14	-13	-47.14	-61.12	-62.73	1.446	6.20	V
	2846	-60.41	-13	-47.41	-64.06	-63.96	1.694	7.40	V

Remark: Spurious emissions within 30-1000MHz were found more than 20dB below limit line.



LTE Band 17 / 10MHz / QPSK / RB Size 1 Offset 0									
Channel	Frequency (MHz)	ERP (dBm)	Limit (dBm)	Over Limit (dB)	SPA Reading (dBm)	S.G. Power (dBm)	TX Cable loss (dB)	TX Antenna Gain (dBi)	Polarization (H/V)
Lowest	1410	-50.16	-13	-37.16	-53.10	-51.53	1.167	4.69	H
	2114	-43.24	-13	-30.24	-51.70	-45.84	1.446	6.20	H
	2818	-56.24	-13	-43.24	-64.26	-59.80	1.694	7.40	H
	1410	-52.96	-13	-39.96	-52.77	-54.33	1.167	4.69	V
	2114	-47.17	-13	-34.17	-52.74	-49.77	1.446	6.20	V
	2818	-59.87	-13	-46.87	-63.52	-63.42	1.694	7.40	V
Middle	1412	-50.13	-13	-37.13	-53.08	-51.51	1.167	4.69	H
	2118	-44.69	-13	-31.69	-53.15	-47.29	1.446	6.20	H
	2822	-54.89	-13	-41.89	-63.44	-58.45	1.694	7.40	H
	1412	-52.96	-13	-39.96	-52.77	-54.33	1.167	4.69	V
	2118	-44.11	-13	-31.11	-50.46	-46.70	1.446	6.20	V
	2822	-59.67	-13	-46.67	-63.32	-63.22	1.694	7.40	V
Highest	1414	-50.10	-13	-37.10	-53.05	-51.47	1.167	4.69	H
	2120	-48.03	-13	-35.03	-56.22	-50.63	1.446	6.20	H
	2826	-54.42	-13	-41.42	-62.88	-57.98	1.694	7.40	H
	1414	-53.63	-13	-40.63	-53.03	-55.01	1.167	4.69	V
	2120	-53.74	-13	-40.74	-56.89	-56.34	1.446	6.20	V
	2826	-60.18	-13	-47.18	-63.83	-63.73	1.694	7.40	V

Remark: Spurious emissions within 30-1000MHz were found more than 20dB below limit line.



LTE Band 25 / 1.4MHz / QPSK / RB Size 1 Offset 0									
Channel	Frequency (MHz)	EIRP (dBm)	Limit (dBm)	Over Limit (dB)	SPA Reading (dBm)	S.G. Power (dBm)	TX Cable loss (dB)	TX Antenna Gain (dBi)	Polarization (H/V)
Lowest	3702	-51.98	-13	-38.98	-66.22	-53.69	5.08	6.80	H
	5550	-55.67	-13	-42.67	-72.47	-57.34	8.03	9.70	H
	7401	-50.28	-13	-37.28	-71.58	-52.66	9.43	11.81	H
	3699	-55.58	-13	-42.58	-68.01	-57.29	5.08	6.80	V
	5550	-55.61	-13	-42.61	-72.7	-57.28	8.03	9.70	V
	7401	-51.12	-13	-38.12	-72.26	-53.50	9.43	11.81	V
Middle	3759	-36.29	-13	-23.29	-52.31	-38.01	5.08	6.80	H
	5638	-55.22	-13	-42.22	-72.02	-56.89	8.03	9.70	H
	7518	-48.87	-13	-35.87	-70.17	-51.25	9.43	11.81	H
	3759	-37.60	-13	-24.60	-53.4	-39.32	5.08	6.80	V
	5637	-55.24	-13	-42.24	-72.33	-56.91	8.03	9.70	V
	7518	-50.07	-13	-37.07	-71.21	-52.45	9.43	11.81	V
Highest	3828	-43.27	-13	-30.27	-57.64	-44.99	5.08	6.80	H
	5741	-53.37	-13	-40.37	-70.17	-55.04	8.03	9.70	H
	7656	-51.46	-13	-38.46	-72.76	-53.84	9.43	11.81	H
	3828	-50.80	-13	-37.80	-63.23	-52.51	5.08	6.80	V
	5742	-54.10	-13	-41.10	-71.19	-55.77	8.03	9.70	V
	7656	-50.95	-13	-37.95	-72.09	-53.33	9.43	11.81	V

Remark: Spurious emissions within 30-1000MHz were found more than 20dB below limit line.



LTE Band 25 / 3MHz / QPSK / RB Size 1 Offset 0									
Channel	Frequency (MHz)	EIRP (dBm)	Limit (dBm)	Over Limit (dB)	SPA Reading (dBm)	S.G. Power (dBm)	TX Cable loss (dB)	TX Antenna Gain (dBi)	Polarization (H/V)
Lowest	3702	-51.34	-13	-38.34	-65.58	-53.05	5.08	6.80	H
	5550	-56.16	-13	-43.16	-72.96	-57.83	8.03	9.70	H
	7401	-49.84	-13	-36.84	-71.14	-52.22	9.43	11.81	H
	3699	-53.26	-13	-40.26	-65.69	-54.97	5.08	6.80	V
	5550	-55.66	-13	-42.66	-72.75	-57.33	8.03	9.70	V
	7401	-50.87	-13	-37.87	-72.01	-53.25	9.43	11.81	V
Middle	3759	-36.00	-13	-23.00	-52.14	-37.71	5.08	6.80	H
	5636	-54.48	-13	-41.48	-71.28	-56.15	8.03	9.70	H
	7515	-49.63	-13	-36.63	-70.93	-52.01	9.43	11.81	H
	3756	-42.88	-13	-29.88	-57.27	-44.60	5.08	6.80	V
	5637	-53.90	-13	-40.90	-70.99	-55.57	8.03	9.70	V
	7515	-50.54	-13	-37.54	-71.68	-52.92	9.43	11.81	V
Highest	3825	-41.51	-13	-28.51	-56.23	-43.23	5.08	6.80	H
	5736	-54.57	-13	-41.57	-71.37	-56.24	8.03	9.70	H
	7650	-51.62	-13	-38.62	-72.92	-54.00	9.43	11.81	H
	3825	-49.46	-13	-36.46	-61.89	-51.17	5.08	6.80	V
	5736	-53.68	-13	-40.68	-70.77	-55.35	8.03	9.70	V
	7650	-50.69	-13	-37.69	-71.83	-53.07	9.43	11.81	V

Remark: Spurious emissions within 30-1000MHz were found more than 20dB below limit line.



LTE Band 25 / 5MHz / QPSK / RB Size 1 Offset 0									
Channel	Frequency (MHz)	EIRP (dBm)	Limit (dBm)	Over Limit (dB)	SPA Reading (dBm)	S.G. Power (dBm)	TX Cable loss (dB)	TX Antenna Gain (dBi)	Polarization (H/V)
Lowest	3702	-49.14	-13	-36.14	-63.38	-50.85	5.08	6.80	H
	5551	-56.23	-13	-43.23	-73.03	-57.90	8.03	9.70	H
	7401	-51.29	-13	-38.29	-72.59	-53.67	9.43	11.81	H
	3702	-54.41	-13	-41.41	-66.84	-56.12	5.08	6.80	V
	5550	-55.93	-13	-42.93	-73.02	-57.60	8.03	9.70	V
	7401	-51.79	-13	-38.79	-72.93	-54.17	9.43	11.81	V
Middle	3756	-36.72	-13	-23.72	-52.56	-38.44	5.08	6.80	H
	5633	-54.55	-13	-41.55	-71.35	-56.22	8.03	9.70	H
	7512	-50.56	-13	-37.56	-71.86	-52.94	9.43	11.81	H
	3756	-42.07	-13	-29.07	-56.63	-43.79	5.08	6.80	V
	5634	-52.89	-13	-39.89	-69.98	-54.56	8.03	9.70	V
	7512	-50.12	-13	-37.12	-71.26	-52.50	9.43	11.81	V
Highest	3822	-41.55	-13	-28.55	-56.25	-43.26	5.08	6.80	H
	5731	-54.74	-13	-41.74	-71.54	-56.41	8.03	9.70	H
	7641	-51.02	-13	-38.02	-72.32	-53.40	9.43	11.81	H
	3822	-47.67	-13	-34.67	-60.22	-49.39	5.08	6.80	V
	5730	-54.87	-13	-41.87	-71.96	-56.54	8.03	9.70	V
	7641	-51.25	-13	-38.25	-72.39	-53.63	9.43	11.81	V

Remark: Spurious emissions within 30-1000MHz were found more than 20dB below limit line.



LTE Band 25 / 10MHz / QPSK / RB Size 1 Offset 0									
Channel	Frequency (MHz)	EIRP (dBm)	Limit (dBm)	Over Limit (dB)	SPA Reading (dBm)	S.G. Power (dBm)	TX Cable loss (dB)	TX Antenna Gain (dBi)	Polarization (H/V)
Lowest	3702	-51.36	-13	-38.36	-65.60	-53.07	5.08	6.80	H
	5551	-56.63	-13	-43.63	-73.43	-58.30	8.03	9.70	H
	7401	-50.71	-13	-37.71	-72.01	-53.09	9.43	11.81	H
	3702	-55.16	-13	-42.16	-67.59	-56.87	5.08	6.80	V
	5550	-56.61	-13	-43.61	-73.7	-58.28	8.03	9.70	V
	7401	-49.72	-13	-36.72	-70.86	-52.10	9.43	11.81	V
Middle	3750	-43.34	-13	-30.34	-57.70	-45.06	5.08	6.80	H
	5628	-54.25	-13	-41.25	-71.05	-55.92	8.03	9.70	H
	7503	-50.25	-13	-37.25	-71.55	-52.63	9.43	11.81	H
	3750	-48.31	-13	-35.31	-60.74	-50.02	5.08	6.80	V
	5628	-54.02	-13	-41.02	-71.11	-55.69	8.03	9.70	V
	7503	-50.52	-13	-37.52	-71.66	-52.90	9.43	11.81	V
Highest	3810	-35.28	-13	-22.28	-51.53	-37.00	5.08	6.80	H
	5718	-53.19	-13	-40.19	-69.99	-54.86	8.03	9.70	H
	7623	-51.03	-13	-38.03	-72.33	-53.41	9.43	11.81	H
	3810	-41.26	-13	-28.26	-56.08	-42.98	5.08	6.80	V
	5718	-52.18	-13	-39.18	-69.27	-53.85	8.03	9.70	V
	7623	-49.84	-13	-36.84	-70.98	-52.22	9.43	11.81	V

Remark: Spurious emissions within 30-1000MHz were found more than 20dB below limit line.



LTE Band 25 / 15MHz / QPSK / RB Size 1 Offset 0									
Channel	Frequency (MHz)	EIRP (dBm)	Limit (dBm)	Over Limit (dB)	SPA Reading (dBm)	S.G. Power (dBm)	TX Cable loss (dB)	TX Antenna Gain (dBi)	Polarization (H/V)
Lowest	3702	-51.62	-13	-38.62	-65.86	-53.33	5.08	6.80	H
	5552	-55.12	-13	-42.12	-71.92	-56.79	8.03	9.70	H
	7404	-49.84	-13	-36.84	-71.14	-52.22	9.43	11.81	H
	3702	-54.77	-13	-41.77	-67.2	-56.48	5.08	6.80	V
	5553	-56.03	-13	-43.03	-73.12	-57.70	8.03	9.70	V
	7404	-49.44	-13	-36.44	-70.58	-51.82	9.43	11.81	V
Middle	3747	-36.91	-13	-23.91	-52.67	-38.63	5.08	6.80	H
	5619	-53.76	-13	-40.76	-70.56	-55.43	8.03	9.70	H
	7494	-51.19	-13	-38.19	-72.49	-53.57	9.43	11.81	H
	3747	-43.60	-13	-30.60	-57.82	-45.32	5.08	6.80	V
	5619	-53.51	-13	-40.51	-70.6	-55.18	8.03	9.70	V
	7494	-50.32	-13	-37.32	-71.46	-52.70	9.43	11.81	V
Highest	3801	-34.93	-13	-21.93	-51.23	-36.65	5.08	6.80	H
	5702	-53.81	-13	-40.81	-70.61	-55.48	8.03	9.70	H
	7602	-50.45	-13	-37.45	-71.75	-52.83	9.43	11.81	H
	3801	-39.32	-13	-26.32	-54.76	-41.04	5.08	6.80	V
	5703	-53.55	-13	-40.55	-70.64	-55.22	8.03	9.70	V
	7602	-51.53	-13	-38.53	-72.67	-53.91	9.43	11.81	V

Remark: Spurious emissions within 30-1000MHz were found more than 20dB below limit line.



LTE Band 25 / 20MHz / QPSK / RB Size 1 Offset 0									
Channel	Frequency (MHz)	EIRP (dBm)	Limit (dBm)	Over Limit (dB)	SPA Reading (dBm)	S.G. Power (dBm)	TX Cable loss (dB)	TX Antenna Gain (dBi)	Polarization (H/V)
Lowest	3702	-52.53	-13	-39.53	-66.77	-54.24	5.08	6.80	H
	5553	-56.17	-13	-43.17	-72.97	-57.84	8.03	9.70	H
	7404	-50.89	-13	-37.89	-72.19	-53.27	9.43	11.81	H
	3702	-55.50	-13	-42.50	-67.93	-57.21	5.08	6.80	V
	5553	-55.39	-13	-42.39	-72.48	-57.06	8.03	9.70	V
	7404	-51.20	-13	-38.20	-72.34	-53.58	9.43	11.81	V
Middle	3741	-38.79	-13	-25.79	-54.12	-40.50	5.08	6.80	H
	5613	-54.20	-13	-41.20	-71.00	-55.87	8.03	9.70	H
	7485	-50.57	-13	-37.57	-71.87	-52.95	9.43	11.81	H
	3741	-45.69	-13	-32.69	-59.25	-47.41	5.08	6.80	V
	5613	-54.33	-13	-41.33	-71.42	-56.00	8.03	9.70	V
	7485	-51.41	-13	-38.41	-72.55	-53.79	9.43	11.81	V
Highest	3792	-33.35	-13	-20.35	-49.76	-35.07	5.08	6.80	H
	5688	-52.60	-13	-39.60	-69.40	-54.27	8.03	9.70	H
	7584	-50.88	-13	-37.88	-72.18	-53.26	9.43	11.81	H
	3792	-41.55	-13	-28.55	-56.27	-43.27	5.08	6.80	V
	5688	-52.88	-13	-39.88	-69.97	-54.55	8.03	9.70	V
	7584	-50.15	-13	-37.15	-71.29	-52.53	9.43	11.81	V

Remark: Spurious emissions within 30-1000MHz were found more than 20dB below limit line.



LTE Band 26 / 1.4MHz / QPSK / RB Size 1 Offset 0									
Channel	Frequency (MHz)	ERP (dBm)	Limit (dBm)	Over Limit (dB)	SPA Reading (dBm)	S.G. Power (dBm)	TX Cable loss (dB)	TX Antenna Gain (dBi)	Polarization (H/V)
Lowest	1648	-32.93	-13	-19.93	-39.91	-34.84	1.14	5.20	H
	2472	-45.34	-13	-32.34	-55.89	-47.97	1.12	5.90	H
	3297	-55.44	-13	-42.44	-65.41	-58.65	1.34	6.70	H
	1648	-42.04	-13	-29.04	-48.67	-43.95	1.14	5.20	V
	2472	-48.38	-13	-35.38	-58.45	-51.01	1.12	5.90	V
	3297	-56.49	-13	-43.49	-66.62	-59.70	1.34	6.70	V
Middle	1672	-39.16	-13	-26.16	-45.86	-41.07	1.14	5.20	H
	2508	-43.39	-13	-30.39	-54.29	-46.02	1.12	5.90	H
	3345	-59.43	-13	-46.43	-69.40	-62.64	1.34	6.70	H
	1672	-48.40	-13	-35.40	-54.30	-50.31	1.14	5.20	V
	2508	-45.04	-13	-32.04	-56.65	-47.67	1.12	5.90	V
	3345	-60.61	-13	-47.61	-70.74	-63.82	1.34	6.70	V
Highest	1696	-37.93	-13	-24.93	-44.57	-39.84	1.14	5.20	H
	2544	-43.74	-13	-30.74	-54.58	-46.37	1.12	5.90	H
	3390	-56.76	-13	-43.76	-66.73	-59.97	1.34	6.70	H
	1696	-50.55	-13	-37.55	-56.06	-52.46	1.14	5.20	V
	2544	-44.48	-13	-31.48	-55.86	-47.11	1.12	5.90	V
	3390	-60.45	-13	-47.45	-70.58	-63.66	1.34	6.70	V

Remark: Spurious emissions within 30-1000MHz were found more than 20dB below limit line.



LTE Band 26 / 3MHz / QPSK / RB Size 1 Offset 0									
Channel	Frequency (MHz)	ERP (dBm)	Limit (dBm)	Over Limit (dB)	SPA Reading (dBm)	S.G. Power (dBm)	TX Cable loss (dB)	TX Antenna Gain (dBi)	Polarization (H/V)
Lowest	1648	-33.42	-13	-20.42	-40.38	-35.33	1.14	5.20	H
	2472	-45.89	-13	-32.89	-56.25	-48.52	1.12	5.90	H
	3297	-54.47	-13	-41.47	-64.44	-57.68	1.34	6.70	H
	1648	-41.57	-13	-28.57	-48.25	-43.48	1.14	5.20	V
	2472	-47.13	-13	-34.13	-57.84	-49.76	1.12	5.90	V
	3297	-56.28	-13	-43.28	-66.41	-59.49	1.34	6.70	V
Middle	1670	-36.63	-13	-23.63	-43.41	-38.54	1.14	5.20	H
	2506	-50.71	-13	-37.71	-61.82	-53.34	1.12	5.90	H
	3342	-58.59	-13	-45.59	-68.56	-61.80	1.34	6.70	H
	1670	-47.89	-13	-34.89	-53.86	-49.80	1.14	5.20	V
	2506	-54.27	-13	-41.27	-63.93	-56.90	1.12	5.90	V
	3342	-60.53	-13	-47.53	-70.66	-63.74	1.34	6.70	V
Highest	1692	-31.37	-13	-18.37	-38.37	-33.28	1.14	5.20	H
	2540	-42.05	-13	-29.05	-53.23	-44.68	1.12	5.90	H
	3384	-57.28	-13	-44.28	-67.25	-60.49	1.34	6.70	H
	1692	-43.12	-13	-30.12	-49.70	-45.03	1.14	5.20	V
	2540	-44.40	-13	-31.40	-55.75	-47.03	1.12	5.90	V
	3384	-57.68	-13	-44.68	-67.81	-60.89	1.34	6.70	V

Remark: Spurious emissions within 30-1000MHz were found more than 20dB below limit line.



LTE Band 26 / 5MHz / QPSK / RB Size 1 Offset 0									
Channel	Frequency (MHz)	ERP (dBm)	Limit (dBm)	Over Limit (dB)	SPA Reading (dBm)	S.G. Power (dBm)	TX Cable loss (dB)	TX Antenna Gain (dBi)	Polarization (H/V)
Lowest	1648	-32.37	-13	-19.37	-39.38	-34.28	1.14	5.20	H
	2474	-44.73	-13	-31.73	-55.43	-47.36	1.12	5.90	H
	3297	-55.61	-13	-42.61	-65.58	-58.82	1.34	6.70	H
	1648	-41.33	-13	-28.33	-48.04	-43.24	1.14	5.20	V
	2474	-49.50	-13	-36.50	-59.30	-52.13	1.12	5.90	V
	3297	-57.69	-13	-44.69	-67.82	-60.90	1.34	6.70	V
Middle	1668	-35.20	-13	-22.20	-42.10	-37.11	1.14	5.20	H
	2504	-49.76	-13	-36.76	-60.87	-52.39	1.12	5.90	H
	3336	-58.25	-13	-45.25	-68.22	-61.46	1.34	6.70	H
	1668	-45.66	-13	-32.66	-51.98	-47.57	1.14	5.20	V
	2504	-53.97	-13	-40.97	-63.63	-56.60	1.12	5.90	V
	3336	-58.37	-13	-45.37	-68.50	-61.58	1.34	6.70	V
Highest	1688	-31.54	-13	-18.54	-38.55	-33.45	1.14	5.20	H
	2534	-43.97	-13	-30.97	-54.77	-46.60	1.12	5.90	H
	3378	-55.66	-13	-42.66	-65.63	-58.87	1.34	6.70	H
	1688	-42.76	-13	-29.76	-49.36	-44.67	1.14	5.20	V
	2534	-44.18	-13	-31.18	-55.42	-46.81	1.12	5.90	V
	3378	-55.74	-13	-42.74	-65.87	-58.95	1.34	6.70	V

Remark: Spurious emissions within 30-1000MHz were found more than 20dB below limit line.



LTE Band 26 / 10MHz / QPSK / RB Size 1 Offset 0									
Channel	Frequency (MHz)	ERP (dBm)	Limit (dBm)	Over Limit (dB)	SPA Reading (dBm)	S.G. Power (dBm)	TX Cable loss (dB)	TX Antenna Gain (dBi)	Polarization (H/V)
Lowest	1650	-32.44	-13	-19.44	-39.44	-34.35	1.14	5.20	H
	2474	-45.27	-13	-32.27	-55.84	-47.90	1.12	5.90	H
	3297	-54.32	-13	-41.32	-64.29	-57.53	1.34	6.70	H
	1650	-41.46	-13	-28.46	-48.15	-43.37	1.14	5.20	V
	2474	-47.88	-13	-34.88	-58.11	-50.51	1.12	5.90	V
	3297	-56.22	-13	-43.22	-66.35	-59.43	1.34	6.70	V
Middle	1664	-32.20	-13	-19.20	-39.21	-34.11	1.14	5.20	H
	2496	-48.45	-13	-35.45	-59.56	-51.08	1.12	5.90	H
	3327	-54.80	-13	-41.80	-64.77	-58.01	1.34	6.70	H
	1664	-42.10	-13	-29.10	-48.73	-44.01	1.14	5.20	V
	2496	-52.90	-13	-39.90	-62.56	-55.53	1.12	5.90	V
	3327	-54.71	-13	-41.71	-64.84	-57.92	1.34	6.70	V
Highest	1680	-36.44	-13	-23.44	-43.23	-38.35	1.14	5.20	H
	2518	-46.06	-13	-33.06	-56.44	-48.69	1.12	5.90	H
	3357	-59.83	-13	-46.83	-69.80	-63.04	1.34	6.70	H
	1680	-46.72	-13	-33.72	-52.95	-48.63	1.14	5.20	V
	2520	-51.99	-13	-38.99	-61.65	-54.62	1.12	5.90	V
	3357	-59.41	-13	-46.41	-69.54	-62.62	1.34	6.70	V

Remark: Spurious emissions within 30-1000MHz were found more than 20dB below limit line.



LTE Band 26 / 15MHz / QPSK / RB Size 1 Offset 0									
Channel	Frequency (MHz)	ERP (dBm)	Limit (dBm)	Over Limit (dB)	SPA Reading (dBm)	S.G. Power (dBm)	TX Cable loss (dB)	TX Antenna Gain (dBi)	Polarization (H/V)
Lowest	1650	-33.06	-13	-20.06	-40.03	-34.97	1.14	5.20	H
	2474	-45.04	-13	-32.04	-55.69	-47.67	1.12	5.90	H
	3300	-56.21	-13	-43.21	-66.18	-59.42	1.34	6.70	H
	1650	-41.70	-13	-28.70	-48.37	-43.61	1.14	5.20	V
	2474	-48.10	-13	-35.10	-58.23	-50.73	1.12	5.90	V
	3300	-57.21	-13	-44.21	-67.34	-60.42	1.34	6.70	V
Middle	1660	-32.49	-13	-19.49	-39.49	-34.40	1.14	5.20	H
	2490	-49.10	-13	-36.10	-60.21	-51.73	1.12	5.90	H
	3321	-54.74	-13	-41.74	-64.71	-57.95	1.34	6.70	H
	1660	-42.52	-13	-29.52	-49.13	-44.43	1.14	5.20	V
	2490	-53.51	-13	-40.51	-63.17	-56.14	1.12	5.90	V
	3318	-55.46	-13	-42.46	-65.59	-58.67	1.34	6.70	V
Highest	1670	-26.94	-13	-13.94	-34.04	-28.85	1.14	5.20	H
	2504	-41.00	-13	-28.00	-52.38	-43.63	1.12	5.90	H
	3339	-52.55	-13	-39.55	-62.52	-55.76	1.34	6.70	H
	1670	-36.03	-13	-23.03	-43.01	-37.94	1.14	5.20	V
	2504	-43.97	-13	-30.97	-55.11	-46.60	1.12	5.90	V
	3339	-52.04	-13	-39.04	-62.17	-55.25	1.34	6.70	V

Remark: Spurious emissions within 30-1000MHz were found more than 20dB below limit line.



< Antenna #2 >

LTE Band 38 / 5MHz / QPSK / RB Size 1 Offset 0									
Channel	Frequency (MHz)	EIRP (dBm)	Limit (dBm)	Over Limit (dB)	SPA Reading (dBm)	S.G. Power (dBm)	TX Cable loss (dB)	TX Antenna Gain (dBi)	Polarization (H/V)
Lowest	5141	-64.18	-25	-39.18	-50.77	-71.01	2.46	9.29	H
	7712	-52.70	-25	-27.70	-49.18	-61.89	3.01	12.20	H
	10278	-52.39	-25	-27.39	-49.26	-61.12	3.52	12.25	H
	12852	-55.41	-25	-30.41	-58.86	-64.60	3.82	13.01	H
	15417	-45.98	-25	-20.98	-48.35	-55.05	4.30	13.37	H
	5141	-66.79	-25	-41.79	-51.56	-73.62	2.46	9.29	V
	7712	-57.80	-25	-32.80	-45.72	-66.99	3.01	12.20	V
	10278	-51.91	-25	-26.91	-48.26	-60.64	3.52	12.25	V
	12852	-54.43	-25	-29.43	-57.87	-63.62	3.82	13.01	V
15417	-40.16	-25	-15.16	-42.78	-49.23	4.30	13.37	V	
Middle	5184	-62.02	-25	-37.02	-48.61	-68.85	2.46	9.29	H
	7780	-52.24	-25	-27.24	-48.72	-61.43	3.01	12.20	H
	10368	-44.43	-25	-19.43	-43.75	-53.16	3.52	12.25	H
	12964	-55.55	-25	-30.55	-59.00	-64.74	3.82	13.01	H
	15552	-41.30	-25	-16.30	-44.37	-50.37	4.30	13.37	H
	5184	-64.58	-25	-39.58	-49.35	-71.41	2.46	9.29	V
	7780	-57.26	-25	-32.26	-45.18	-66.45	3.01	12.20	V
	10368	-50.57	-25	-25.57	-46.92	-59.30	3.52	12.25	V
	12964	-56.48	-25	-31.48	-59.92	-65.67	3.82	13.01	V
15552	-41.56	-25	-16.56	-44.04	-50.63	4.30	13.37	V	
Highest	5232	-61.22	-25	-36.22	-47.81	-68.05	2.46	9.29	H
	7848	-53.38	-25	-28.38	-49.86	-62.57	3.01	12.20	H
	10458	-50.52	-25	-25.52	-47.51	-59.25	3.52	12.25	H
	13071	-56.53	-25	-31.53	-59.98	-65.72	3.82	13.01	H
	15687	-51.73	-25	-26.73	-54.09	-60.80	4.30	13.37	H
	5232	-65.44	-25	-40.44	-50.21	-72.27	2.46	9.29	V
	7844	-58.45	-25	-33.45	-46.37	-67.64	3.01	12.20	V
	10458	-51.24	-25	-26.24	-47.59	-59.97	3.52	12.25	V
	13068	-55.85	-25	-30.85	-59.29	-65.04	3.82	13.01	V
15687	-45.28	-25	-20.28	-47.51	-54.35	4.30	13.37	V	

Remark: Spurious emissions within 30-1000MHz were found more than 20dB below limit line.



LTE Band 38 / 10MHz / QPSK / RB Size 1 Offset 0									
Channel	Frequency (MHz)	EIRP (dBm)	Limit (dBm)	Over Limit (dB)	SPA Reading (dBm)	S.G. Power (dBm)	TX Cable loss (dB)	TX Antenna Gain (dBi)	Polarization (H/V)
Lowest	5141	-63.61	-25	-38.61	-50.20	-70.44	2.46	9.29	H
	7712	-52.16	-25	-27.16	-48.64	-61.35	3.01	12.20	H
	10278	-53.10	-25	-28.10	-49.97	-61.83	3.52	12.25	H
	12853	-53.18	-25	-28.18	-56.63	-62.37	3.82	13.01	H
	15426	-42.41	-25	-17.41	-45.30	-51.48	4.30	13.37	H
	5141	-65.43	-25	-40.43	-50.2	-72.26	2.46	9.29	V
	7712	-56.35	-25	-31.35	-44.27	-65.54	3.01	12.20	V
	10278	-54.31	-25	-29.31	-50.66	-63.04	3.52	12.25	V
	12853	-53.27	-25	-28.27	-56.71	-62.46	3.82	13.01	V
15426	-42.95	-25	-17.95	-45.05	-52.02	4.30	13.37	V	
Middle	5180	-62.31	-25	-37.31	-48.90	-69.14	2.46	9.29	H
	7772	-52.94	-25	-27.94	-49.42	-62.13	3.01	12.20	H
	10359	-48.22	-25	-23.22	-46.77	-56.95	3.52	12.25	H
	12953	-56.76	-25	-31.76	-60.21	-65.95	3.82	13.01	H
	15543	-44.53	-25	-19.53	-47.29	-53.60	4.30	13.37	H
	5180	-65.59	-25	-40.59	-50.36	-72.42	2.46	9.29	V
	7772	-56.50	-25	-31.50	-44.42	-65.69	3.01	12.20	V
	10359	-49.30	-25	-24.30	-45.65	-58.03	3.52	12.25	V
	12953	-56.13	-25	-31.13	-59.57	-65.32	3.82	13.01	V
15543	-41.11	-25	-16.11	-43.5	-50.18	4.30	13.37	V	
Highest	5220	-62.10	-25	-37.10	-48.69	-68.93	2.46	9.29	H
	7832	-51.87	-25	-26.87	-48.35	-61.06	3.01	12.20	H
	10440	-46.99	-25	-21.99	-46.26	-55.72	3.52	12.25	H
	13053	-55.73	-25	-30.73	-59.18	-64.92	3.82	13.01	H
	15660	-49.60	-25	-24.60	-51.96	-58.67	4.30	13.37	H
	5220	-64.90	-25	-39.90	-49.67	-71.73	2.46	9.29	V
	7832	-57.58	-25	-32.58	-45.5	-66.77	3.01	12.20	V
	10440	-50.53	-25	-25.53	-46.88	-59.26	3.52	12.25	V
	13053	-55.38	-25	-30.38	-58.82	-64.57	3.82	13.01	V
15660	-41.41	-25	-16.41	-43.85	-50.48	4.30	13.37	V	

Remark: Spurious emissions within 30-1000MHz were found more than 20dB below limit line.



LTE Band 38 / 15MHz / QPSK / RB Size 1 Offset 0									
Channel	Frequency (MHz)	EIRP (dBm)	Limit (dBm)	Over Limit (dB)	SPA Reading (dBm)	S.G. Power (dBm)	TX Cable loss (dB)	TX Antenna Gain (dBi)	Polarization (H/V)
Lowest	5140	-63.28	-25	-38.28	-49.87	-70.11	2.46	9.29	H
	7712	-50.67	-25	-25.67	-47.15	-59.86	3.01	12.20	H
	10287	-51.03	-25	-26.03	-47.90	-59.76	3.52	12.25	H
	12852	-55.26	-25	-30.26	-58.71	-64.45	3.82	13.01	H
	15426	-44.37	-25	-19.37	-47.06	-53.44	4.30	13.37	H
	5140	-67.00	-25	-42.00	-51.77	-73.83	2.46	9.29	V
	7712	-57.48	-25	-32.48	-45.4	-66.67	3.01	12.20	V
	10287	-54.78	-25	-29.78	-51.13	-63.51	3.52	12.25	V
	12852	-55.12	-25	-30.12	-58.56	-64.31	3.82	13.01	V
15426	-42.06	-25	-17.06	-44.59	-51.13	4.30	13.37	V	
Middle	5176	-63.60	-25	-38.60	-50.19	-70.43	2.46	9.29	H
	7764	-51.12	-25	-26.12	-47.60	-60.31	3.01	12.20	H
	10350	-48.66	-25	-23.66	-46.89	-57.39	3.52	12.25	H
	12942	-55.37	-25	-30.37	-58.82	-64.56	3.82	13.01	H
	15534	-43.90	-25	-18.90	-46.46	-52.97	4.30	13.37	H
	5176	-66.27	-25	-41.27	-51.04	-73.10	2.46	9.29	V
	7764	-57.82	-25	-32.82	-45.74	-67.01	3.01	12.20	V
	10350	-50.07	-25	-25.07	-46.42	-58.80	3.52	12.25	V
	12942	-55.52	-25	-30.52	-58.96	-64.71	3.82	13.01	V
15530	-36.71	-25	-11.71	-39.89	-45.78	4.30	13.37	V	
Highest	5212	-61.47	-25	-36.47	-48.06	-68.30	2.46	9.29	H
	7816	-52.18	-25	-27.18	-48.66	-61.37	3.01	12.20	H
	10422	-46.20	-25	-21.20	-45.54	-54.93	3.52	12.25	H
	13032	-55.92	-25	-30.92	-59.37	-65.11	3.82	13.01	H
	15633	-48.91	-25	-23.91	-51.27	-57.98	4.30	13.37	H
	5212	-66.63	-25	-41.63	-51.4	-73.46	2.46	9.29	V
	7816	-56.35	-25	-31.35	-44.27	-65.54	3.01	12.20	V
	10422	-49.12	-25	-24.12	-45.47	-57.85	3.52	12.25	V
	13032	-55.10	-25	-30.10	-58.54	-64.29	3.82	13.01	V
15633	-43.65	-25	-18.65	-45.99	-52.72	4.30	13.37	V	

Remark: Spurious emissions within 30-1000MHz were found more than 20dB below limit line.



LTE Band 38 / 20MHz / QPSK / RB Size 1 Offset 0									
Channel	Frequency (MHz)	EIRP (dBm)	Limit (dBm)	Over Limit (dB)	SPA Reading (dBm)	S.G. Power (dBm)	TX Cable loss (dB)	TX Antenna Gain (dBi)	Polarization (H/V)
Lowest	5144	-63.69	-25	-38.69	-50.28	-70.52	2.46	9.29	H
	7712	-50.68	-25	-25.68	-47.16	-59.87	3.01	12.20	H
	10287	-47.68	-25	-22.68	-46.57	-56.41	3.52	12.25	H
	12852	-54.15	-25	-29.15	-57.60	-63.34	3.82	13.01	H
	15426	-44.83	-25	-19.83	-47.73	-53.90	4.30	13.37	H
	5144	-64.67	-25	-39.67	-49.44	-71.50	2.46	9.29	V
	7712	-56.63	-25	-31.63	-44.55	-65.82	3.01	12.20	V
	10287	-51.59	-25	-26.59	-47.94	-60.32	3.52	12.25	V
	12852	-53.04	-25	-28.04	-56.48	-62.23	3.82	13.01	V
15426	-41.13	-25	-16.13	-43.52	-50.20	4.30	13.37	V	
Middle	5172	-62.97	-25	-37.97	-49.56	-69.80	2.46	9.29	H
	7760	-51.72	-25	-26.72	-48.20	-60.91	3.01	12.20	H
	10341	-45.16	-25	-20.16	-44.46	-53.89	3.52	12.25	H
	12933	-56.12	-25	-31.12	-59.57	-65.31	3.82	13.01	H
	15516	-40.78	-25	-15.78	-43.91	-49.85	4.30	13.37	H
	5172	-66.31	-25	-41.31	-51.08	-73.14	2.46	9.29	V
	7760	-57.02	-25	-32.02	-44.94	-66.21	3.01	12.20	V
	10341	-46.52	-25	-21.52	-43.68	-55.25	3.52	12.25	V
	12933	-56.19	-25	-31.19	-59.63	-65.38	3.82	13.01	V
15516	-37.84	-25	-12.84	-40.8	-46.91	4.30	13.37	V	
Highest	5204	-60.34	-25	-35.34	-46.93	-67.17	2.46	9.29	H
	7804	-51.33	-25	-26.33	-47.81	-60.52	3.01	12.20	H
	10404	-45.20	-25	-20.20	-44.50	-53.93	3.52	12.25	H
	13005	-55.05	-25	-30.05	-58.50	-64.24	3.82	13.01	H
	15606	-44.22	-25	-19.22	-46.85	-53.29	4.30	13.37	H
	5204	-66.55	-25	-41.55	-51.32	-73.38	2.46	9.29	V
	7804	-57.57	-25	-32.57	-45.49	-66.76	3.01	12.20	V
	10404	-47.61	-25	-22.61	-44.19	-56.34	3.52	12.25	V
	13005	-55.98	-25	-30.98	-59.42	-65.17	3.82	13.01	V
15606	-37.92	-25	-12.92	-40.86	-46.99	4.30	13.37	V	

Remark: Spurious emissions within 30-1000MHz were found more than 20dB below limit line.



< Antenna #3 >

LTE Band 38 / 5MHz / QPSK / RB Size 1 Offset 0									
Channel	Frequency (MHz)	EIRP (dBm)	Limit (dBm)	Over Limit (dB)	SPA Reading (dBm)	S.G. Power (dBm)	TX Cable loss (dB)	TX Antenna Gain (dBi)	Polarization (H/V)
Lowest	5140	-61.54	-25	-36.54	-48.13	-68.37	2.46	9.29	H
	7710	-46.78	-25	-21.78	-43.25	-55.97	3.01	12.20	H
	10278	-50.20	-25	-25.20	-47.27	-58.93	3.52	12.25	H
	12852	-51.67	-25	-26.67	-55.12	-60.86	3.82	13.01	H
	15417	-44.83	-25	-19.83	-47.72	-53.90	4.30	13.37	H
	5140	-62.54	-25	-37.54	-47.31	-69.37	2.46	9.29	V
	7710	-59.49	-25	-34.49	-47.41	-68.68	3.01	12.20	V
	10278	-54.17	-25	-29.17	-50.52	-62.90	3.52	12.25	V
	12852	-53.47	-25	-28.47	-56.91	-62.66	3.82	13.01	V
15417	-47.51	-25	-22.51	-49.42	-56.58	4.30	13.37	V	
Middle	5184	-61.83	-25	-36.83	-48.42	-68.66	2.46	9.29	H
	7780	-47.02	-25	-22.02	-43.50	-56.21	3.01	12.20	H
	10368	-40.52	-25	-15.52	-40.02	-49.25	3.52	12.25	H
	12960	-53.89	-25	-28.89	-57.34	-63.08	3.82	13.01	H
	15552	-39.11	-25	-14.11	-42.66	-48.18	4.30	13.37	H
	5184	-61.54	-25	-36.54	-46.31	-68.37	2.46	9.29	V
	7780	-58.38	-25	-33.38	-46.3	-67.57	3.01	12.20	V
	10368	-52.95	-25	-27.95	-49.3	-61.68	3.52	12.25	V
	12960	-55.58	-25	-30.58	-59.02	-64.77	3.82	13.01	V
15552	-43.95	-25	-18.95	-46.41	-53.02	4.30	13.37	V	
Highest	5232	-62.04	-25	-37.04	-48.63	-68.87	2.46	9.29	H
	7848	-46.72	-25	-21.72	-43.18	-55.91	3.01	12.20	H
	10458	-43.25	-25	-18.25	-42.53	-51.98	3.52	12.25	H
	13077	-54.50	-25	-29.50	-57.95	-63.69	3.82	13.01	H
	15696	-42.19	-25	-17.19	-45.10	-51.26	4.30	13.37	H
	5232	-58.22	-25	-33.22	-42.99	-65.05	2.46	9.29	V
	7848	-56.60	-25	-31.60	-44.52	-65.79	3.01	12.20	V
	10458	-49.37	-25	-24.37	-45.72	-58.10	3.52	12.25	V
	13077	-53.93	-25	-28.93	-57.37	-63.12	3.82	13.01	V
15696	-43.83	-25	-18.83	-46.25	-52.90	4.30	13.37	V	

Remark: Spurious emissions within 30-1000MHz were found more than 20dB below limit line.



LTE Band 38 / 10MHz / QPSK / RB Size 1 Offset 0									
Channel	Frequency (MHz)	EIRP (dBm)	Limit (dBm)	Over Limit (dB)	SPA Reading (dBm)	S.G. Power (dBm)	TX Cable loss (dB)	TX Antenna Gain (dBi)	Polarization (H/V)
Lowest	5140	-57.00	-25	-32.00	-43.59	-63.83	2.46	9.29	H
	7712	-47.07	-25	-22.07	-43.55	-56.26	3.01	12.20	H
	10278	-46.63	-25	-21.63	-45.93	-55.36	3.52	12.25	H
	12852	-51.55	-25	-26.55	-55.00	-60.74	3.82	13.01	H
	15426	-39.17	-25	-14.17	-42.69	-48.24	4.30	13.37	H
	5140	-60.07	-25	-35.07	-44.84	-66.90	2.46	9.29	V
	7712	-59.43	-25	-34.43	-47.35	-68.62	3.01	12.20	V
	10278	-55.15	-25	-30.15	-51.5	-63.88	3.52	12.25	V
	12852	-53.45	-25	-28.45	-56.89	-62.64	3.82	13.01	V
15426	-47.66	-25	-22.66	-49.57	-56.73	4.30	13.37	V	
Middle	5180	-60.97	-25	-35.97	-47.56	-67.80	2.46	9.29	H
	7772	-48.18	-25	-23.18	-44.66	-57.37	3.01	12.20	H
	10359	-43.26	-25	-18.26	-42.54	-51.99	3.52	12.25	H
	12953	-54.95	-25	-29.95	-58.40	-64.14	3.82	13.01	H
	15543	-37.08	-25	-12.08	-41.47	-46.15	4.30	13.37	H
	5180	-58.49	-25	-33.49	-43.26	-65.32	2.46	9.29	V
	7772	-60.33	-25	-35.33	-48.25	-69.52	3.01	12.20	V
	10359	-50.43	-25	-25.43	-46.78	-59.16	3.52	12.25	V
	12953	-55.87	-25	-30.87	-59.31	-65.06	3.82	13.01	V
15543	-45.17	-25	-20.17	-47.42	-54.24	4.30	13.37	V	
Highest	5220	-61.47	-25	-36.47	-48.06	-68.30	2.46	9.29	H
	7832	-46.33	-25	-21.33	-42.76	-55.52	3.01	12.20	H
	10440	-41.45	-25	-16.45	-40.85	-50.18	3.52	12.25	H
	13050	-53.81	-25	-28.81	-57.26	-63.00	3.82	13.01	H
	15660	-36.54	-25	-11.54	-40.96	-45.61	4.30	13.37	H
	5220	-60.55	-25	-35.55	-45.32	-67.38	2.46	9.29	V
	7832	-58.47	-25	-33.47	-46.39	-67.66	3.01	12.20	V
	10440	-51.42	-25	-26.42	-47.77	-60.15	3.52	12.25	V
	13050	-54.51	-25	-29.51	-57.95	-63.70	3.82	13.01	V
15660	-43.72	-25	-18.72	-46.09	-52.79	4.30	13.37	V	

Remark: Spurious emissions within 30-1000MHz were found more than 20dB below limit line.



LTE Band 38 / 15MHz / QPSK / RB Size 1 Offset 0									
Channel	Frequency (MHz)	EIRP (dBm)	Limit (dBm)	Over Limit (dB)	SPA Reading (dBm)	S.G. Power (dBm)	TX Cable loss (dB)	TX Antenna Gain (dBi)	Polarization (H/V)
Lowest	5140	-58.34	-25	-33.34	-44.93	-65.17	2.46	9.29	H
	7710	-46.00	-25	-21.00	-42.40	-55.19	3.01	12.20	H
	10287	-45.03	-25	-20.03	-44.32	-53.76	3.52	12.25	H
	12852	-50.61	-25	-25.61	-54.06	-59.80	3.82	13.01	H
	15426	-43.15	-25	-18.15	-45.94	-52.22	4.30	13.37	H
	5140	-60.22	-25	-35.22	-44.99	-67.05	2.46	9.29	V
	7710	-58.70	-25	-33.70	-46.62	-67.89	3.01	12.20	V
	10278	-49.62	-25	-24.62	-45.97	-58.35	3.52	12.25	V
	12852	-53.26	-25	-28.26	-56.7	-62.45	3.82	13.01	V
15426	-46.71	-25	-21.71	-48.68	-55.78	4.30	13.37	V	
Middle	5176	-58.95	-25	-33.95	-45.54	-65.78	2.46	9.29	H
	7764	-46.55	-25	-21.55	-42.99	-55.74	3.01	12.20	H
	10350	-43.03	-25	-18.03	-42.29	-51.76	3.52	12.25	H
	12942	-54.48	-25	-29.48	-57.93	-63.67	3.82	13.01	H
	15525	-42.90	-25	-17.90	-45.74	-51.97	4.30	13.37	H
	5176	-62.49	-25	-37.49	-47.26	-69.32	2.46	9.29	V
	7764	-58.81	-25	-33.81	-46.73	-68.00	3.01	12.20	V
	10350	-53.20	-25	-28.20	-49.55	-61.93	3.52	12.25	V
	12942	-54.49	-25	-29.49	-57.93	-63.68	3.82	13.01	V
15525	-46.81	-25	-21.81	-48.76	-55.88	4.30	13.37	V	
Highest	5212	-61.45	-25	-36.45	-48.04	-68.28	2.46	9.29	H
	7816	-46.67	-25	-21.67	-43.12	-55.86	3.01	12.20	H
	10422	-41.90	-25	-16.90	-41.22	-50.63	3.52	12.25	H
	13032	-53.40	-25	-28.40	-56.85	-62.59	3.82	13.01	H
	15633	-39.37	-25	-14.37	-42.79	-48.44	4.30	13.37	H
	5212	-61.21	-25	-36.21	-45.98	-68.04	2.46	9.29	V
	7816	-60.79	-25	-35.79	-48.71	-69.98	3.01	12.20	V
	10422	-52.75	-25	-27.75	-49.1	-61.48	3.52	12.25	V
	13032	-53.75	-25	-28.75	-57.19	-62.94	3.82	13.01	V
15633	-47.46	-25	-22.46	-49.37	-56.53	4.30	13.37	V	

Remark: Spurious emissions within 30-1000MHz were found more than 20dB below limit line.



LTE Band 38 / 20MHz / QPSK / RB Size 1 Offset 0									
Channel	Frequency (MHz)	EIRP (dBm)	Limit (dBm)	Over Limit (dB)	SPA Reading (dBm)	S.G. Power (dBm)	TX Cable loss (dB)	TX Antenna Gain (dBi)	Polarization (H/V)
Lowest	5144	-60.53	-25	-35.53	-47.12	-67.36	2.46	9.29	H
	7712	-46.47	-25	-21.47	-42.91	-55.66	3.01	12.20	H
	10287	-43.31	-25	-18.31	-42.59	-52.04	3.52	12.25	H
	12852	-50.51	-25	-25.51	-53.96	-59.70	3.82	13.01	H
	15426	-42.10	-25	-17.10	-45.02	-51.17	4.30	13.37	H
	5144	-62.51	-25	-37.51	-47.28	-69.34	2.46	9.29	V
	7712	-59.97	-25	-34.97	-47.89	-69.16	3.01	12.20	V
	10287	-54.86	-25	-29.86	-51.21	-63.59	3.52	12.25	V
	12852	-52.17	-25	-27.17	-55.61	-61.36	3.82	13.01	V
15426	-44.19	-25	-19.19	-46.63	-53.26	4.30	13.37	V	
Middle	5172	-60.75	-25	-35.75	-47.34	-67.58	2.46	9.29	H
	7760	-46.66	-25	-21.66	-43.11	-55.85	3.01	12.20	H
	10341	-45.53	-25	-20.53	-44.86	-54.26	3.52	12.25	H
	12930	-54.72	-25	-29.72	-58.17	-63.91	3.82	13.01	H
	15516	-39.35	-25	-14.35	-42.78	-48.42	4.30	13.37	H
	5172	-61.80	-25	-36.80	-46.57	-68.63	2.46	9.29	V
	7760	-59.42	-25	-34.42	-47.34	-68.61	3.01	12.20	V
	10341	-52.97	-25	-27.97	-49.32	-61.70	3.52	12.25	V
	12930	-53.97	-25	-28.97	-57.41	-63.16	3.82	13.01	V
15516	-43.31	-25	-18.31	-45.52	-52.38	4.30	13.37	V	
Highest	5204	-60.75	-25	-35.75	-47.34	-67.58	2.46	9.29	H
	7804	-46.81	-25	-21.81	-43.28	-56.00	3.01	12.20	H
	10404	-41.78	-25	-16.78	-41.12	-50.51	3.52	12.25	H
	13005	-53.06	-25	-28.06	-56.51	-62.25	3.82	13.01	H
	15606	-40.09	-25	-15.09	-43.20	-49.16	4.30	13.37	H
	5204	-61.49	-25	-36.49	-46.26	-68.32	2.46	9.29	V
	7804	-61.29	-25	-36.29	-49.21	-70.48	3.01	12.20	V
	10404	-49.11	-25	-24.11	-45.46	-57.84	3.52	12.25	V
	13005	-54.52	-25	-29.52	-57.96	-63.71	3.82	13.01	V
15606	-47.04	-25	-22.04	-48.95	-56.11	4.30	13.37	V	

Remark: Spurious emissions within 30-1000MHz were found more than 20dB below limit line.



< Antenna #2 >

LTE Band 41 / 5MHz / QPSK / RB Size 1 Offset 0									
Channel	Frequency (MHz)	EIRP (dBm)	Limit (dBm)	Over Limit (dB)	SPA Reading (dBm)	S.G. Power (dBm)	TX Cable loss (dB)	TX Antenna Gain (dBi)	Polarization (H/V)
Lowest	4995	-63.90	-25	-38.90	-50.49	-70.73	2.46	9.29	H
	7490	-47.50	-25	-22.50	-43.98	-56.69	3.01	12.20	H
	9981	-55.46	-25	-30.46	-52.33	-64.19	3.52	12.25	H
	4995	-66.88	-25	-41.88	-51.65	-73.71	2.46	9.29	V
	7490	-56.64	-25	-31.64	-44.56	-65.83	3.01	12.20	V
	9981	-58.06	-25	-33.06	-54.41	-66.79	3.52	12.25	V
Middle	5180	-62.81	-25	-37.81	-49.40	-69.64	2.46	9.29	H
	7772	-48.42	-25	-23.42	-44.90	-57.61	3.01	12.20	H
	10359	-50.12	-25	-25.12	-47.21	-58.85	3.52	12.25	H
	12951	-55.47	-25	-30.47	-58.92	-64.66	3.82	13.01	H
	15543	-43.73	-25	-18.73	-46.34	-52.80	4.30	13.37	H
	5180	-64.08	-25	-39.08	-48.85	-70.91	2.46	9.29	V
	7772	-61.53	-25	-36.53	-49.45	-70.72	3.01	12.20	V
	10359	-55.56	-25	-30.56	-51.91	-64.29	3.52	12.25	V
	12951	-55.60	-25	-30.60	-59.04	-64.79	3.82	13.01	V
15543	-50.84	-25	-25.84	-52.75	-59.91	4.30	13.37	V	
Highest	5372	-66.85	-25	-41.85	-53.44	-73.68	2.46	9.29	H
	8056	-49.61	-25	-24.61	-46.09	-58.80	3.01	12.20	H
	10737	-55.81	-25	-30.81	-52.68	-64.54	3.52	12.25	H
	5372	-68.10	-25	-43.10	-52.87	-74.93	2.46	9.29	V
	8056	-67.17	-25	-42.17	-55.09	-76.36	3.01	12.20	V
	10737	-59.32	-25	-34.32	-55.67	-68.05	3.52	12.25	V

Remark: Spurious emissions within 30-1000MHz were found more than 20dB below limit line.



LTE Band 41 / 10MHz / QPSK / RB Size 1 Offset 0									
Channel	Frequency (MHz)	EIRP (dBm)	Limit (dBm)	Over Limit (dB)	SPA Reading (dBm)	S.G. Power (dBm)	TX Cable loss (dB)	TX Antenna Gain (dBi)	Polarization (H/V)
Lowest	4995	-63.68	-25	-38.68	-50.27	-70.51	2.46	9.29	H
	7490	-47.24	-25	-22.24	-43.72	-56.43	3.01	12.20	H
	9990	-57.95	-25	-32.95	-54.82	-66.68	3.52	12.25	H
	4995	-66.43	-25	-41.43	-51.2	-73.26	2.46	9.29	V
	7490	-57.95	-25	-32.95	-45.87	-67.14	3.01	12.20	V
	9990	-58.81	-25	-33.81	-55.16	-67.54	3.52	12.25	V
Middle	5176	-61.90	-25	-36.90	-48.49	-68.73	2.46	9.29	H
	7764	-46.61	-25	-21.61	-43.06	-55.80	3.01	12.20	H
	10350	-51.30	-25	-26.30	-48.17	-60.03	3.52	12.25	H
	12942	-54.99	-25	-29.99	-58.44	-64.18	3.82	13.01	H
	15534	-42.97	-25	-17.97	-45.81	-52.04	4.30	13.37	H
	5176	-62.76	-25	-37.76	-47.53	-69.59	2.46	9.29	V
	7764	-63.18	-25	-38.18	-51.1	-72.37	3.01	12.20	V
	10350	-56.76	-25	-31.76	-53.11	-65.49	3.52	12.25	V
	12942	-54.44	-25	-29.44	-57.88	-63.63	3.82	13.01	V
15534	-50.03	-25	-25.03	-51.94	-59.10	4.30	13.37	V	
Highest	5360	-63.16	-25	-38.16	-49.75	-69.99	2.46	9.29	H
	8040	-46.20	-25	-21.20	-42.61	-55.39	3.01	12.20	H
	10719	-43.61	-25	-18.61	-42.91	-52.34	3.52	12.25	H
	5360	-62.89	-25	-37.89	-47.66	-69.72	2.46	9.29	V
	8040	-64.35	-25	-39.35	-52.27	-73.54	3.01	12.20	V
	10719	-50.74	-25	-25.74	-47.09	-59.47	3.52	12.25	V

Remark: Spurious emissions within 30-1000MHz were found more than 20dB below limit line.



LTE Band 41 / 15MHz / QPSK / RB Size 1 Offset 0									
Channel	Frequency (MHz)	EIRP (dBm)	Limit (dBm)	Over Limit (dB)	SPA Reading (dBm)	S.G. Power (dBm)	TX Cable loss (dB)	TX Antenna Gain (dBi)	Polarization (H/V)
Lowest	4995	-63.13	-25	-38.13	-49.72	-69.96	2.46	9.29	H
	7490	-48.71	-25	-23.71	-45.19	-57.90	3.01	12.20	H
	9990	-56.47	-25	-31.47	-53.34	-65.20	3.52	12.25	H
	12483	-53.27	-25	-28.27	-56.72	-62.46	3.82	13.01	H
	14981	-49.79	-25	-24.79	-52.15	-58.86	4.30	13.37	H
	4995	-66.08	-25	-41.08	-50.85	-72.91	2.46	9.29	V
	7490	-56.52	-25	-31.52	-44.44	-65.71	3.01	12.20	V
	9990	-57.31	-25	-32.31	-53.66	-66.04	3.52	12.25	V
	12483	-53.48	-25	-28.48	-56.92	-62.67	3.82	13.01	V
14981	-55.34	-25	-30.34	-57.25	-64.41	4.30	13.37	V	
Middle	5172	-63.15	-25	-38.15	-49.74	-69.98	2.46	9.29	H
	7760	-46.84	-25	-21.84	-43.31	-56.03	3.01	12.20	H
	10341	-47.41	-25	-22.41	-46.45	-56.14	3.52	12.25	H
	12933	-55.52	-25	-30.52	-58.97	-64.71	3.82	13.01	H
	15516	-41.35	-25	-16.35	-44.41	-50.42	4.30	13.37	H
	5172	-65.82	-25	-40.82	-50.59	-72.65	2.46	9.29	V
	7760	-60.52	-25	-35.52	-48.44	-69.71	3.01	12.20	V
	10341	-59.16	-25	-34.16	-55.51	-67.89	3.52	12.25	V
	12933	-53.16	-25	-28.16	-56.6	-62.35	3.82	13.01	V
15516	-51.20	-25	-26.20	-53.11	-60.27	4.30	13.37	V	
Highest	5352	-64.04	-25	-39.04	-50.63	-70.87	2.46	9.29	H
	8028	-45.97	-25	-20.97	-42.37	-55.16	3.01	12.20	H
	10701	-42.14	-25	-17.14	-41.44	-50.87	3.52	12.25	H
	13383	-54.97	-25	-29.97	-58.42	-64.16	3.82	13.01	H
	16056	-48.90	-25	-23.90	-51.26	-57.97	4.30	13.37	H
	5352	-63.75	-25	-38.75	-48.52	-70.58	2.46	9.29	V
	8028	-61.37	-25	-36.37	-49.29	-70.56	3.01	12.20	V
	10701	-50.91	-25	-25.91	-47.26	-59.64	3.52	12.25	V
	13383	-54.39	-25	-29.39	-57.83	-63.58	3.82	13.01	V
16056	-52.93	-25	-27.93	-54.84	-62.00	4.30	13.37	V	

Remark: Spurious emissions within 30-1000MHz were found more than 20dB below limit line.



LTE Band 41 / 20MHz / QPSK / RB Size 1 Offset 0									
Channel	Frequency (MHz)	EIRP (dBm)	Limit (dBm)	Over Limit (dB)	SPA Reading (dBm)	S.G. Power (dBm)	TX Cable loss (dB)	TX Antenna Gain (dBi)	Polarization (H/V)
Lowest	4995	-61.60	-25	-36.60	-48.19	-68.43	2.46	9.29	H
	7490	-48.71	-25	-23.71	-45.19	-57.90	3.01	12.20	H
	9990	-57.34	-25	-32.34	-54.21	-66.07	3.52	12.25	H
	12483	-52.57	-25	-27.57	-56.02	-61.76	3.82	13.01	H
	14985	-49.85	-25	-24.85	-52.21	-58.92	4.30	13.37	H
	4995	-66.02	-25	-41.02	-50.79	-72.85	2.46	9.29	V
	7490	-57.42	-25	-32.42	-45.34	-66.61	3.01	12.20	V
	9990	-58.79	-25	-33.79	-55.14	-67.52	3.52	12.25	V
	12483	-52.97	-25	-27.97	-56.41	-62.16	3.82	13.01	V
14985	-55.00	-25	-30.00	-56.91	-64.07	4.30	13.37	V	
Middle	5168	-62.74	-25	-37.74	-49.33	-69.57	2.46	9.29	H
	7752	-46.76	-25	-21.76	-43.22	-55.95	3.01	12.20	H
	10332	-50.06	-25	-25.06	-47.16	-58.79	3.52	12.25	H
	12924	-54.57	-25	-29.57	-58.02	-63.76	3.82	13.01	H
	15507	-43.63	-25	-18.63	-46.27	-52.70	4.30	13.37	H
	5168	-64.73	-25	-39.73	-49.5	-71.56	2.46	9.29	V
	7752	-62.35	-25	-37.35	-50.27	-71.54	3.01	12.20	V
	10332	-58.24	-25	-33.24	-54.59	-66.97	3.52	12.25	V
	12924	-55.26	-25	-30.26	-58.7	-64.45	3.82	13.01	V
15507	-49.18	-25	-24.18	-51.09	-58.25	4.30	13.37	V	
Highest	5344	-63.51	-25	-38.51	-50.10	-70.34	2.46	9.29	H
	8012	-45.78	-25	-20.78	-42.17	-54.97	3.01	12.20	H
	10683	-41.07	-25	-16.07	-40.54	-49.80	3.52	12.25	H
	13356	-53.91	-25	-28.91	-57.36	-63.10	3.82	13.01	H
	16029	-49.05	-25	-24.05	-51.41	-58.12	4.30	13.37	H
	5344	-64.39	-25	-39.39	-49.16	-71.22	2.46	9.29	V
	8012	-61.86	-25	-36.86	-49.78	-71.05	3.01	12.20	V
	10683	-52.93	-25	-27.93	-49.28	-61.66	3.52	12.25	V
	13356	-55.18	-25	-30.18	-58.62	-64.37	3.82	13.01	V
16029	-55.24	-25	-30.24	-57.15	-64.31	4.30	13.37	V	

Remark: Spurious emissions within 30-1000MHz were found more than 20dB below limit line.



< Antenna #3 >

LTE Band 41 / 5MHz / QPSK / RB Size 1 Offset 0									
Channel	Frequency (MHz)	EIRP (dBm)	Limit (dBm)	Over Limit (dB)	SPA Reading (dBm)	S.G. Power (dBm)	TX Cable loss (dB)	TX Antenna Gain (dBi)	Polarization (H/V)
Lowest	4995	-64.54	-25	-39.54	-51.13	-71.37	2.46	9.29	H
	7490	-48.70	-25	-23.70	-45.18	-57.89	3.01	12.20	H
	9981	-57.70	-25	-32.70	-54.57	-66.43	3.52	12.25	H
	12483	-54.74	-25	-29.74	-58.19	-63.93	3.82	13.01	H
	14976	-56.14	-25	-31.14	-58.50	-65.21	4.30	13.37	H
	4995	-66.17	-25	-41.17	-50.94	-73.00	2.46	9.29	V
	7490	-59.42	-25	-34.42	-47.34	-68.61	3.01	12.20	V
	9981	-59.71	-25	-34.71	-56.06	-68.44	3.52	12.25	V
	12483	-55.35	-25	-30.35	-58.79	-64.54	3.82	13.01	V
14976	-53.56	-25	-28.56	-55.47	-62.63	4.30	13.37	V	
Middle	5180	-60.56	-25	-35.56	-47.15	-67.39	2.46	9.29	H
	7772	-52.09	-25	-27.09	-48.57	-61.28	3.01	12.20	H
	10359	-53.86	-25	-28.86	-50.73	-62.59	3.52	12.25	H
	12951	-56.36	-25	-31.36	-59.81	-65.55	3.82	13.01	H
	15543	-47.13	-25	-22.13	-49.49	-56.20	4.30	13.37	H
	5180	-65.64	-25	-40.64	-50.41	-72.47	2.46	9.29	V
	7772	-60.11	-25	-35.11	-48.03	-69.30	3.01	12.20	V
	10359	-54.70	-25	-29.70	-51.05	-63.43	3.52	12.25	V
	12951	-56.93	-25	-31.93	-60.37	-66.12	3.82	13.01	V
15543	-45.67	-25	-20.67	-47.85	-54.74	4.30	13.37	V	
Highest	5372	-60.25	-25	-35.25	-46.84	-67.08	2.46	9.29	H
	8056	-52.71	-25	-27.71	-49.19	-61.90	3.01	12.20	H
	10737	-53.97	-25	-28.97	-50.84	-62.70	3.52	12.25	H
	13428	-56.34	-25	-31.34	-59.79	-65.53	3.82	13.01	H
	16110	-55.37	-25	-30.37	-57.73	-64.44	4.30	13.37	H
	5372	-64.94	-25	-39.94	-49.71	-71.77	2.46	9.29	V
	8056	-57.68	-25	-32.68	-45.6	-66.87	3.01	12.20	V
	10737	-50.35	-25	-25.35	-46.7	-59.08	3.52	12.25	V
	13428	-55.81	-25	-30.81	-59.25	-65.00	3.82	13.01	V
16110	-53.49	-25	-28.49	-55.4	-62.56	4.30	13.37	V	

Remark: Spurious emissions within 30-1000MHz were found more than 20dB below limit line.



LTE Band 41 / 10MHz / QPSK / RB Size 1 Offset 0									
Channel	Frequency (MHz)	EIRP (dBm)	Limit (dBm)	Over Limit (dB)	SPA Reading (dBm)	S.G. Power (dBm)	TX Cable loss (dB)	TX Antenna Gain (dBi)	Polarization (H/V)
Lowest	4995	-63.54	-25	-38.54	-50.13	-70.37	2.46	9.29	H
	7490	-47.41	-25	-22.41	-43.89	-56.60	3.01	12.20	H
	9990	-58.64	-25	-33.64	-55.51	-67.37	3.52	12.25	H
	12483	-54.38	-25	-29.38	-57.83	-63.57	3.82	13.01	H
	14976	-56.04	-25	-31.04	-58.40	-65.11	4.30	13.37	H
	4995	-65.40	-25	-40.40	-50.17	-72.23	2.46	9.29	V
	7490	-57.19	-25	-32.19	-45.11	-66.38	3.01	12.20	V
	9990	-59.71	-25	-34.71	-56.06	-68.44	3.52	12.25	V
	12483	-54.58	-25	-29.58	-58.02	-63.77	3.82	13.01	V
14976	-52.58	-25	-27.58	-54.49	-61.65	4.30	13.37	V	
Middle	5176	-61.10	-25	-36.10	-47.69	-67.93	2.46	9.29	H
	7764	-54.00	-25	-29.00	-50.48	-63.19	3.01	12.20	H
	10350	-55.92	-25	-30.92	-52.79	-64.65	3.52	12.25	H
	12942	-54.70	-25	-29.70	-58.15	-63.89	3.82	13.01	H
	15534	-47.00	-25	-22.00	-49.35	-56.07	4.30	13.37	H
	5176	-65.96	-25	-40.96	-50.73	-72.79	2.46	9.29	V
	7764	-58.02	-25	-33.02	-45.94	-67.21	3.01	12.20	V
	10350	-56.27	-25	-31.27	-52.62	-65.00	3.52	12.25	V
	12942	-56.27	-25	-31.27	-59.71	-65.46	3.82	13.01	V
15534	-46.83	-25	-21.83	-48.77	-55.90	4.30	13.37	V	
Highest	5360	-59.67	-25	-34.67	-46.26	-66.50	2.46	9.29	H
	8040	-51.95	-25	-26.95	-48.43	-61.14	3.01	12.20	H
	10719	-53.45	-25	-28.45	-50.32	-62.18	3.52	12.25	H
	13401	-56.26	-25	-31.26	-59.71	-65.45	3.82	13.01	H
	16083	-56.54	-25	-31.54	-58.90	-65.61	4.30	13.37	H
	5360	-65.32	-25	-40.32	-50.09	-72.15	2.46	9.29	V
	8040	-58.27	-25	-33.27	-46.19	-67.46	3.01	12.20	V
	10719	-48.53	-25	-23.53	-44.88	-57.26	3.52	12.25	V
	13401	-56.09	-25	-31.09	-59.53	-65.28	3.82	13.01	V
16083	-49.47	-25	-24.47	-51.38	-58.54	4.30	13.37	V	

Remark: Spurious emissions within 30-1000MHz were found more than 20dB below limit line.



LTE Band 41 / 15MHz / QPSK / RB Size 1 Offset 0									
Channel	Frequency (MHz)	EIRP (dBm)	Limit (dBm)	Over Limit (dB)	SPA Reading (dBm)	S.G. Power (dBm)	TX Cable loss (dB)	TX Antenna Gain (dBi)	Polarization (H/V)
Lowest	4995	-63.83	-25	-38.83	-50.42	-70.66	2.46	9.29	H
	7490	-49.99	-25	-24.99	-46.47	-59.18	3.01	12.20	H
	9990	-57.80	-25	-32.80	-54.67	-66.53	3.52	12.25	H
	12483	-51.64	-25	-26.64	-55.09	-60.83	3.82	13.01	H
	14985	-55.49	-25	-30.49	-57.85	-64.56	4.30	13.37	H
	4995	-66.02	-25	-41.02	-50.79	-72.85	2.46	9.29	V
	7490	-56.95	-25	-31.95	-44.87	-66.14	3.01	12.20	V
	9990	-59.02	-25	-34.02	-55.37	-67.75	3.52	12.25	V
	12483	-52.79	-25	-27.79	-56.23	-61.98	3.82	13.01	V
14985	-49.36	-25	-24.36	-51.27	-58.43	4.30	13.37	V	
Middle	5172	-61.07	-25	-36.07	-47.66	-67.90	2.46	9.29	H
	7760	-52.10	-25	-27.10	-48.58	-61.29	3.01	12.20	H
	10341	-57.42	-25	-32.42	-54.29	-66.15	3.52	12.25	H
	12933	-55.97	-25	-30.97	-59.42	-65.16	3.82	13.01	H
	15516	-49.21	-25	-24.21	-51.57	-58.28	4.30	13.37	H
	5172	-65.40	-25	-40.40	-50.17	-72.23	2.46	9.29	V
	7760	-57.04	-25	-32.04	-44.96	-66.23	3.01	12.20	V
	10341	-54.77	-25	-29.77	-51.12	-63.50	3.52	12.25	V
	12933	-55.84	-25	-30.84	-59.28	-65.03	3.82	13.01	V
15516	-46.75	-25	-21.75	-48.71	-55.82	4.30	13.37	V	
Highest	5352	-62.72	-25	-37.72	-49.31	-69.55	2.46	9.29	H
	8028	-55.26	-25	-30.26	-51.74	-64.45	3.01	12.20	H
	10701	-51.46	-25	-26.46	-48.33	-60.19	3.52	12.25	H
	13383	-54.36	-25	-29.36	-57.81	-63.55	3.82	13.01	H
	16056	-56.00	-25	-31.00	-58.36	-65.07	4.30	13.37	H
	5352	-65.62	-25	-40.62	-50.39	-72.45	2.46	9.29	V
	8028	-58.15	-25	-33.15	-46.07	-67.34	3.01	12.20	V
	10701	-48.32	-25	-23.32	-44.67	-57.05	3.52	12.25	V
	13383	-56.10	-25	-31.10	-59.54	-65.29	3.82	13.01	V
16056	-51.64	-25	-26.64	-53.55	-60.71	4.30	13.37	V	

Remark: Spurious emissions within 30-1000MHz were found more than 20dB below limit line.



LTE Band 41 / 20MHz / QPSK / RB Size 1 Offset 0									
Channel	Frequency (MHz)	EIRP (dBm)	Limit (dBm)	Over Limit (dB)	SPA Reading (dBm)	S.G. Power (dBm)	TX Cable loss (dB)	TX Antenna Gain (dBi)	Polarization (H/V)
Lowest	4995	-64.75	-25	-39.75	-51.34	-71.58	2.46	9.29	H
	7490	-49.03	-25	-24.03	-45.51	-58.22	3.01	12.20	H
	9990	-58.92	-25	-33.92	-55.79	-67.65	3.52	12.25	H
	12483	-53.99	-25	-28.99	-57.44	-63.18	3.82	13.01	H
	14985	-54.41	-25	-29.41	-56.77	-63.48	4.30	13.37	H
	4995	-66.33	-25	-41.33	-51.1	-73.16	2.46	9.29	V
	7490	-57.79	-25	-32.79	-45.71	-66.98	3.01	12.20	V
	9990	-59.00	-25	-34.00	-55.35	-67.73	3.52	12.25	V
	12483	-53.84	-25	-28.84	-57.28	-63.03	3.82	13.01	V
14985	-52.50	-25	-27.50	-54.41	-61.57	4.30	13.37	V	
Middle	5168	-61.58	-25	-36.58	-48.17	-68.41	2.46	9.29	H
	7752	-52.60	-25	-27.60	-49.08	-61.79	3.01	12.20	H
	10332	-56.60	-25	-31.60	-53.47	-65.33	3.52	12.25	H
	12924	-56.05	-25	-31.05	-59.50	-65.24	3.82	13.01	H
	15507	-50.93	-25	-25.93	-53.29	-60.00	4.30	13.37	H
	5168	-65.85	-25	-40.85	-50.62	-72.68	2.46	9.29	V
	7752	-56.54	-25	-31.54	-44.46	-65.73	3.01	12.20	V
	10332	-56.75	-25	-31.75	-53.1	-65.48	3.52	12.25	V
	12924	-55.03	-25	-30.03	-58.47	-64.22	3.82	13.01	V
15507	-45.62	-25	-20.62	-47.8	-54.69	4.30	13.37	V	
Highest	5344	-62.82	-25	-37.82	-49.41	-69.65	2.46	9.29	H
	8012	-53.89	-25	-28.89	-50.37	-63.08	3.01	12.20	H
	10683	-52.83	-25	-27.83	-49.70	-61.56	3.52	12.25	H
	5344	-65.94	-25	-40.94	-50.71	-72.77	2.46	9.29	V
	8012	-60.50	-25	-35.50	-48.42	-69.69	3.01	12.20	V
	10683	-47.01	-25	-22.01	-43.94	-55.74	3.52	12.25	V

Remark: Spurious emissions within 30-1000MHz were found more than 20dB below limit line.



LTE Band 66 / 1.4MHz / QPSK / RB Size 1 Offset 0									
Channel	Frequency (MHz)	EIRP (dBm)	Limit (dBm)	Over Limit (dB)	SPA Reading (dBm)	S.G. Power (dBm)	TX Cable loss (dB)	TX Antenna Gain (dBi)	Polarization (H/V)
Lowest	3420	-56.62	-13	-43.62	-64.90	-61.76	1.81	6.95	H
	5130	-53.94	-13	-40.94	-68.50	-61.01	2.23	9.30	H
	6840	-50.02	-13	-37.02	-69.37	-58.30	2.60	10.88	H
	3420	-56.82	-13	-43.82	-62.62	-61.96	1.81	6.95	V
	5130	-54.96	-13	-41.96	-69.26	-62.03	2.23	9.30	V
	6840	-49.06	-13	-36.06	-67.6	-57.34	2.6	10.88	V
Middle	3489	-55.98	-13	-42.98	-64.26	-61.12	1.81	6.95	H
	5232	-54.43	-13	-41.43	-68.99	-61.50	2.23	9.30	H
	6978	-47.18	-13	-34.18	-66.53	-55.46	2.60	10.88	H
	3489	-56.65	-13	-43.65	-62.45	-61.79	1.81	6.95	V
	5232	-54.34	-13	-41.34	-68.64	-61.41	2.23	9.30	V
	6978	-50.86	-13	-37.86	-69.4	-59.14	2.6	10.88	V
Highest	3558	-53.20	-13	-40.20	-61.48	-58.34	1.81	6.95	H
	5337	-54.41	-13	-41.41	-68.97	-61.48	2.23	9.30	H
	7116	-49.00	-13	-36.00	-68.35	-57.28	2.60	10.88	H
	3558	-55.86	-13	-42.86	-61.66	-61.00	1.81	6.95	V
	5337	-54.94	-13	-41.94	-69.24	-62.01	2.23	9.30	V
	7116	-50.22	-13	-37.22	-68.76	-58.50	2.6	10.88	V

Remark: Spurious emissions within 30-1000MHz were found more than 20dB below limit line.



LTE Band 66 / 3MHz / QPSK / RB Size 1 Offset 0									
Channel	Frequency (MHz)	EIRP (dBm)	Limit (dBm)	Over Limit (dB)	SPA Reading (dBm)	S.G. Power (dBm)	TX Cable loss (dB)	TX Antenna Gain (dBi)	Polarization (H/V)
Lowest	3420	-54.98	-13	-41.98	-63.26	-60.12	1.81	6.95	H
	5130	-53.73	-13	-40.73	-68.29	-60.80	2.23	9.30	H
	6840	-48.66	-13	-35.66	-68.01	-56.94	2.60	10.88	H
	3420	-58.49	-13	-45.49	-64.29	-63.63	1.81	6.95	V
	5130	-55.16	-13	-42.16	-69.46	-62.23	2.23	9.30	V
	6840	-49.42	-13	-36.42	-67.96	-57.70	2.6	10.88	V
Middle	3486	-57.89	-13	-44.89	-66.17	-63.03	1.81	6.95	H
	5232	-53.26	-13	-40.26	-67.82	-60.33	2.23	9.30	H
	6975	-49.02	-13	-36.02	-68.37	-57.30	2.60	10.88	H
	3486	-58.36	-13	-45.36	-64.16	-63.50	1.81	6.95	V
	5232	-54.15	-13	-41.15	-68.45	-61.22	2.23	9.30	V
	6975	-50.60	-13	-37.60	-69.14	-58.88	2.6	10.88	V
Highest	3555	-53.96	-13	-40.96	-62.24	-59.10	1.81	6.95	H
	5331	-54.28	-13	-41.28	-68.84	-61.35	2.23	9.30	H
	7110	-49.72	-13	-36.72	-69.07	-58.00	2.60	10.88	H
	3555	-56.22	-13	-43.22	-62.02	-61.36	1.81	6.95	V
	5331	-54.87	-13	-41.87	-69.17	-61.94	2.23	9.30	V
	7110	-50.95	-13	-37.95	-69.49	-59.23	2.6	10.88	V

Remark: Spurious emissions within 30-1000MHz were found more than 20dB below limit line.



LTE Band 66 / 5MHz / QPSK / RB Size 1 Offset 0									
Channel	Frequency (MHz)	EIRP (dBm)	Limit (dBm)	Over Limit (dB)	SPA Reading (dBm)	S.G. Power (dBm)	TX Cable loss (dB)	TX Antenna Gain (dBi)	Polarization (H/V)
Lowest	3420	-55.67	-13	-42.67	-63.95	-60.81	1.81	6.95	H
	5130	-53.45	-13	-40.45	-68.01	-60.52	2.23	9.30	H
	6840	-49.53	-13	-36.53	-68.88	-57.81	2.60	10.88	H
	3420	-57.25	-13	-44.25	-63.05	-62.39	1.81	6.95	V
	5130	-53.86	-13	-40.86	-68.16	-60.93	2.23	9.30	V
	6840	-47.99	-13	-34.99	-66.53	-56.27	2.6	10.88	V
Middle	3486	-55.43	-13	-42.43	-63.71	-60.57	1.81	6.95	H
	5229	-52.51	-13	-39.51	-67.07	-59.58	2.23	9.30	H
	6972	-48.95	-13	-35.95	-68.30	-57.23	2.60	10.88	H
	3486	-59.16	-13	-46.16	-64.96	-64.30	1.81	6.95	V
	5229	-53.79	-13	-40.79	-68.09	-60.86	2.23	9.30	V
	6972	-50.75	-13	-37.75	-69.29	-59.03	2.6	10.88	V
Highest	3552	-53.51	-13	-40.51	-61.79	-58.65	1.81	6.95	H
	5325	-54.69	-13	-41.69	-69.25	-61.76	2.23	9.30	H
	7101	-49.90	-13	-36.90	-69.25	-58.18	2.60	10.88	H
	3552	-57.12	-13	-44.12	-62.92	-62.26	1.81	6.95	V
	5325	-54.22	-13	-41.22	-68.52	-61.29	2.23	9.30	V
	7101	-51.12	-13	-38.12	-69.66	-59.40	2.6	10.88	V

Remark: Spurious emissions within 30-1000MHz were found more than 20dB below limit line.



LTE Band 66 / 10MHz / QPSK / RB Size 1 Offset 0									
Channel	Frequency (MHz)	EIRP (dBm)	Limit (dBm)	Over Limit (dB)	SPA Reading (dBm)	S.G. Power (dBm)	TX Cable loss (dB)	TX Antenna Gain (dBi)	Polarization (H/V)
Lowest	3420	-55.13	-13	-42.13	-63.41	-60.27	1.81	6.95	H
	5133	-54.30	-13	-41.30	-68.86	-61.37	2.23	9.30	H
	6843	-49.81	-13	-36.81	-69.16	-58.09	2.60	10.88	H
	3420	-58.59	-13	-45.59	-64.39	-63.73	1.81	6.95	V
	5133	-54.01	-13	-41.01	-68.31	-61.08	2.23	9.30	V
	6843	-50.05	-13	-37.05	-68.59	-58.33	2.6	10.88	V
Middle	3480	-54.66	-13	-41.66	-62.94	-59.80	1.81	6.95	H
	5223	-53.16	-13	-40.16	-67.72	-60.23	2.23	9.30	H
	6963	-50.80	-13	-37.80	-70.15	-59.08	2.60	10.88	H
	3480	-59.83	-13	-46.83	-65.63	-64.97	1.81	6.95	V
	5223	-54.16	-13	-41.16	-68.46	-61.23	2.23	9.30	V
	6963	-51.57	-13	-38.57	-70.11	-59.85	2.6	10.88	V
Highest	3540	-50.69	-13	-37.69	-58.97	-55.83	1.81	6.95	H
	5313	-53.10	-13	-40.10	-67.66	-60.17	2.23	9.30	H
	7083	-50.72	-13	-37.72	-70.07	-59.00	2.60	10.88	H
	3540	-57.89	-13	-44.89	-63.69	-63.03	1.81	6.95	V
	5313	-54.25	-13	-41.25	-68.55	-61.32	2.23	9.30	V
	7083	-50.99	-13	-37.99	-69.53	-59.27	2.6	10.88	V

Remark: Spurious emissions within 30-1000MHz were found more than 20dB below limit line.



LTE Band 66 / 15MHz / QPSK / RB Size 1 Offset 0									
Channel	Frequency (MHz)	EIRP (dBm)	Limit (dBm)	Over Limit (dB)	SPA Reading (dBm)	S.G. Power (dBm)	TX Cable loss (dB)	TX Antenna Gain (dBi)	Polarization (H/V)
Lowest	3423	-56.42	-13	-43.42	-64.70	-61.56	1.81	6.95	H
	5133	-53.39	-13	-40.39	-67.95	-60.46	2.23	9.30	H
	6843	-49.63	-13	-36.63	-68.98	-57.91	2.60	10.88	H
	3423	-57.11	-13	-44.11	-62.91	-62.25	1.81	6.95	V
	5133	-54.82	-13	-41.82	-69.12	-61.89	2.23	9.30	V
	6843	-48.78	-13	-35.78	-67.32	-57.06	2.6	10.88	V
Middle	3477	-51.85	-13	-38.85	-60.13	-56.99	1.81	6.95	H
	5214	-51.71	-13	-38.71	-66.27	-58.78	2.23	9.30	H
	6954	-47.47	-13	-34.47	-66.82	-55.75	2.60	10.88	H
	3477	-58.03	-13	-45.03	-63.83	-63.17	1.81	6.95	V
	5214	-53.48	-13	-40.48	-67.78	-60.55	2.23	9.30	V
	6954	-48.58	-13	-35.58	-67.12	-56.86	2.6	10.88	V
Highest	3531	-54.20	-13	-41.20	-62.48	-59.34	1.81	6.95	H
	5298	-51.20	-13	-38.20	-65.76	-58.27	2.23	9.30	H
	7062	-49.47	-13	-36.47	-68.82	-57.75	2.60	10.88	H
	3531	-57.03	-13	-44.03	-62.83	-62.17	1.81	6.95	V
	5298	-54.77	-13	-41.77	-69.07	-61.84	2.23	9.30	V
	7062	-50.46	-13	-37.46	-69	-58.74	2.6	10.88	V

Remark: Spurious emissions within 30-1000MHz were found more than 20dB below limit line.



LTE Band 66 / 20MHz / QPSK / RB Size 1 Offset 0									
Channel	Frequency (MHz)	EIRP (dBm)	Limit (dBm)	Over Limit (dB)	SPA Reading (dBm)	S.G. Power (dBm)	TX Cable loss (dB)	TX Antenna Gain (dBi)	Polarization (H/V)
Lowest	3423	-55.95	-13	-42.95	-64.23	-61.09	1.81	6.95	H
	5133	-53.08	-13	-40.08	-67.64	-60.15	2.23	9.30	H
	6843	-50.09	-13	-37.09	-69.44	-58.37	2.60	10.88	H
	3423	-57.48	-13	-44.48	-63.28	-62.62	1.81	6.95	V
	5133	-54.57	-13	-41.57	-68.87	-61.64	2.23	9.30	V
	6843	-48.57	-13	-35.57	-67.11	-56.85	2.6	10.88	V
Middle	3471	-53.86	-13	-40.86	-62.14	-59.00	1.81	6.95	H
	5208	-53.54	-13	-40.54	-68.10	-60.61	2.23	9.30	H
	6945	-49.40	-13	-36.40	-68.75	-57.68	2.60	10.88	H
	3471	-58.31	-13	-45.31	-64.11	-63.45	1.81	6.95	V
	5208	-54.86	-13	-41.86	-69.16	-61.93	2.23	9.30	V
	6945	-49.95	-13	-36.95	-68.49	-58.23	2.6	10.88	V
Highest	3522	-55.41	-13	-42.41	-63.69	-60.55	1.81	6.95	H
	5283	-54.10	-13	-41.10	-68.66	-61.17	2.23	9.30	H
	7044	-49.42	-13	-36.42	-68.77	-57.70	2.60	10.88	H
	3522	-59.46	-13	-46.46	-65.26	-64.60	1.81	6.95	V
	5283	-53.95	-13	-40.95	-68.25	-61.02	2.23	9.30	V
	7044	-50.42	-13	-37.42	-68.96	-58.70	2.6	10.88	V

Remark: Spurious emissions within 30-1000MHz were found more than 20dB below limit line.