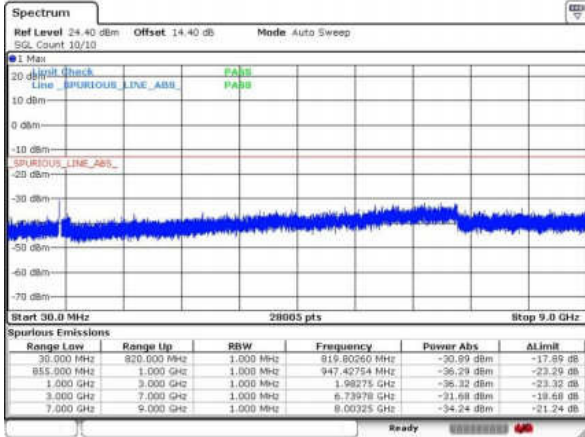




CDMA BC0 (1xRTT)

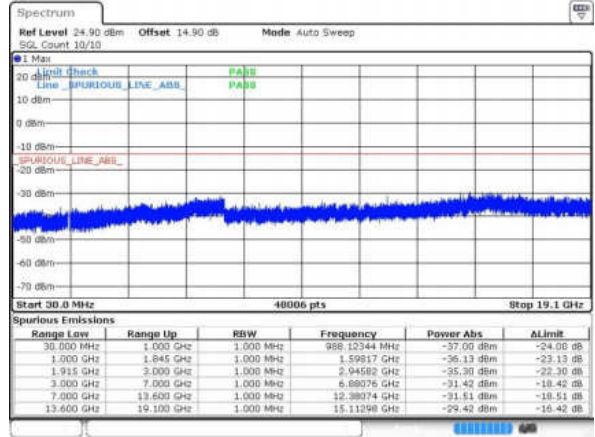
Lowest Channel



Date: 7 JAN 2018 04:24:17

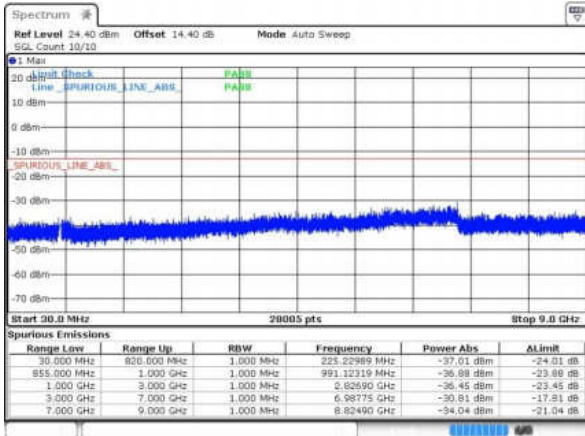
CDMA BC1 (1xRTT)

Lowest Channel



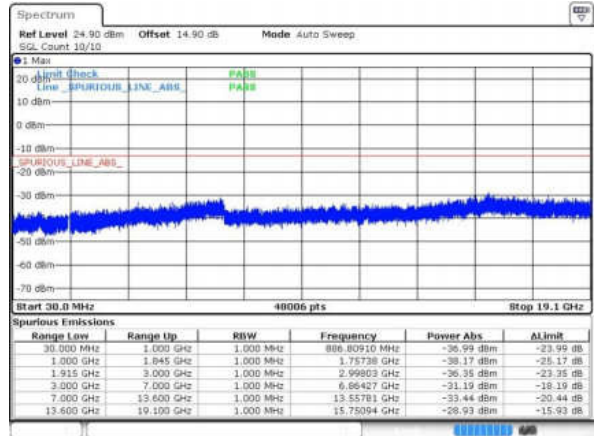
Date: 7 JAN 2018 04:59:37

Middle Channel



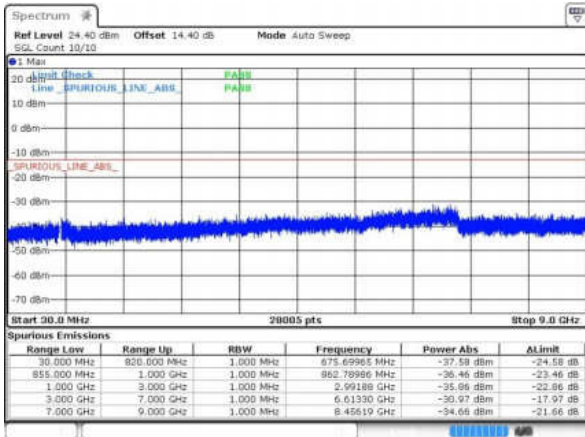
Date: 7 JAN 2018 04:25:42

Middle Channel



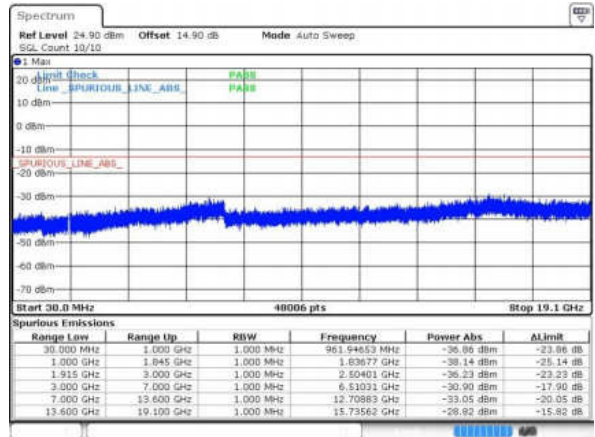
Date: 7 JAN 2018 05:01:00

Highest Channel



Date: 7 JAN 2018 04:27:04

Highest Channel

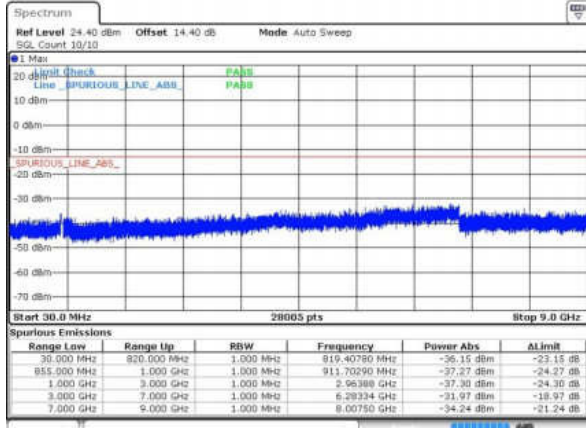


Date: 7 JAN 2018 05:02:22



WCDMA Band V (RMC 12.2Kbps)

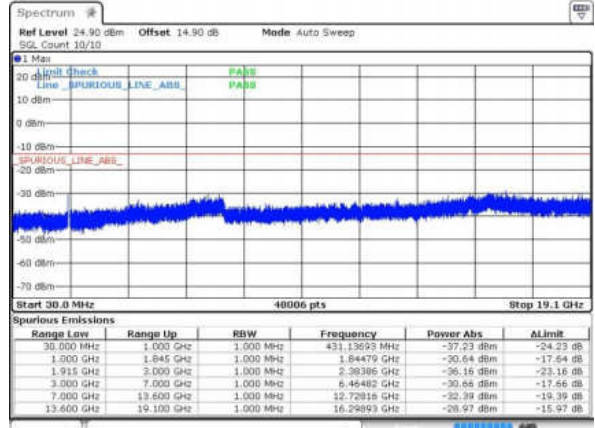
Lowest Channel



Date: 2 JAN 2018 22:09:24

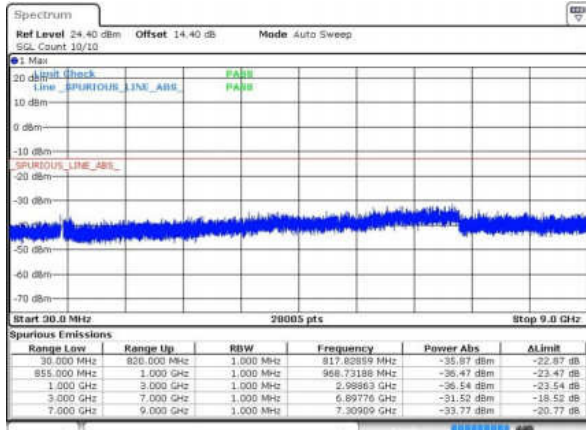
WCDMA Band II (RMC 12.2Kbps)

Lowest Channel



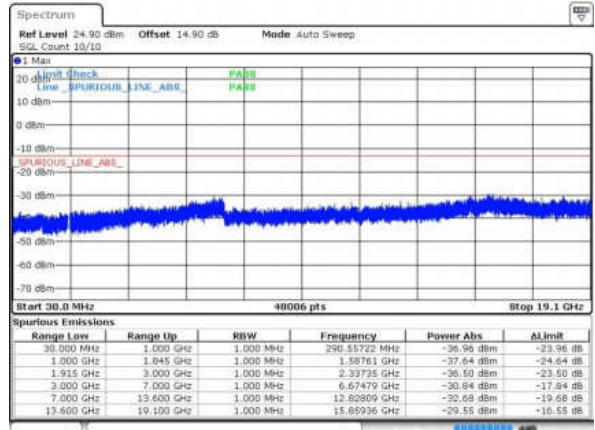
Date: 2 JAN 2018 22:27:10

Middle Channel



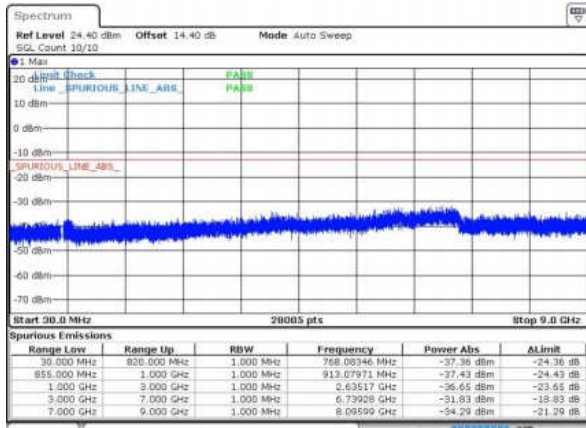
Date: 2 JAN 2018 22:10:40

Middle Channel



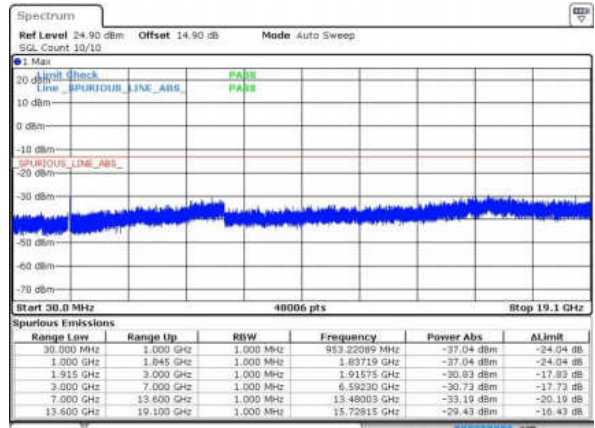
Date: 2 JAN 2018 22:28:27

Highest Channel

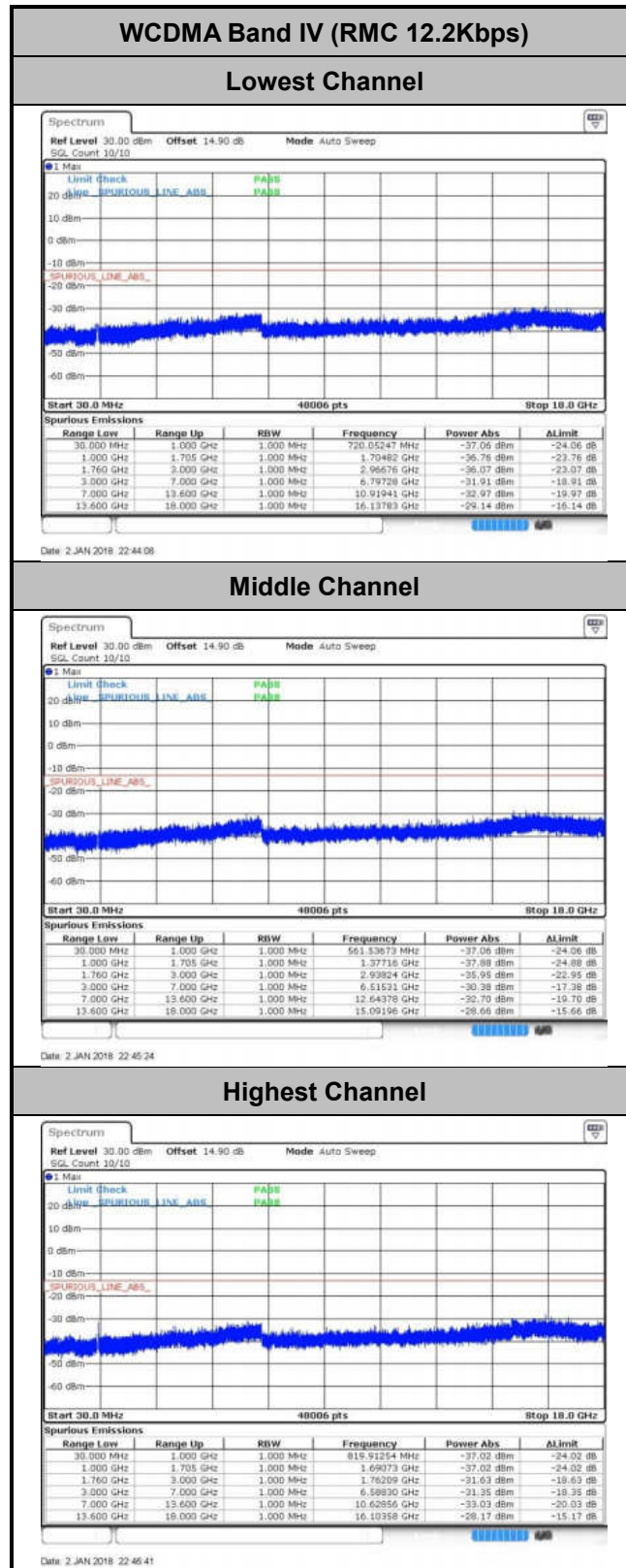


Date: 2 JAN 2018 22:11:56

Highest Channel



Date: 2 JAN 2018 22:29:43





Frequency Stability

Test Conditions	Middle Channel	GSM850 (GSM)	GSM850 (EDGE class 8)	Limit 2.5ppm
Temperature (°C)	Voltage (Volt)	Deviation (ppm)		Result
50	Normal Voltage	0.0036	0.0155	PASS
40	Normal Voltage	0.0407	0.0072	
30	Normal Voltage	0.0012	0.0299	
20(Ref.)	Normal Voltage	0.0000	0.0000	
10	Normal Voltage	0.0371	0.0096	
0	Normal Voltage	0.0227	0.0335	
-10	Normal Voltage	0.0215	0.0227	
-20	Normal Voltage	0.0012	0.0072	
-30	Normal Voltage	0.0024	0.0239	
20	Maximum Voltage	0.0036	0.0143	
20	Normal Voltage	0.0036	0.0108	
20	Battery End Point	0.0191	0.0120	

Note: Normal Voltage = 3.8 V. ; Battery End Point (BEP) = 3.4 V. ; Maximum Voltage =4.35 V

Test Conditions	Middle Channel	GSM1900 (GSM)	GSM1900 (EDGE class 8)	Limit Note 2.
Temperature (°C)	Voltage (Volt)	Deviation (ppm)		Result
50	Normal Voltage	0.0160	0.0064	PASS
40	Normal Voltage	0.0011	0.0176	
30	Normal Voltage	0.0048	0.0122	
20(Ref.)	Normal Voltage	0.0000	0.0000	
10	Normal Voltage	0.0176	0.0144	
0	Normal Voltage	0.0138	0.0154	
-10	Normal Voltage	0.0011	0.0165	
-20	Normal Voltage	0.0133	0.0101	
-30	Normal Voltage	0.0016	0.0186	
20	Maximum Voltage	0.0160	0.0106	
20	Normal Voltage	0.0005	0.0027	
20	Battery End Point	0.0037	0.0016	

Note:

1. Normal Voltage = 3.8 V. ; Battery End Point (BEP) = 3.4 V. ; Maximum Voltage =4.35 V
2. The frequency fundamental emissions stay within the authorized frequency block based on the frequency deviation measured is small.



Test Conditions	Middle Channel	CDMA BC0 (1xRTT)	Limit 2.5ppm
Temperature (°C)	Voltage (Volt)	Deviation (ppm)	Result
50	Normal Voltage	0.0012	PASS
40	Normal Voltage	0.0155	
30	Normal Voltage	0.0072	
20(Ref.)	Normal Voltage	0.0000	
10	Normal Voltage	0.0048	
0	Normal Voltage	0.0215	
-10	Normal Voltage	0.0048	
-20	Normal Voltage	0.0179	
-30	Normal Voltage	0.0251	
20	Maximum Voltage	0.0024	
20	Normal Voltage	0.0084	
20	Battery End Point	0.0191	

Note: Normal Voltage = 3.8 V. ; Battery End Point (BEP) = 3.4 V. ; Maximum Voltage =4.35 V

Test Conditions	Middle Channel	CDMA BC1 (1xRTT)	Limit Note 2.
Temperature (°C)	Voltage (Volt)	Deviation (ppm)	Result
50	Normal Voltage	0.0037	PASS
40	Normal Voltage	0.0027	
30	Normal Voltage	0.0011	
20(Ref.)	Normal Voltage	0.0000	
10	Normal Voltage	0.0064	
0	Normal Voltage	0.0085	
-10	Normal Voltage	0.0005	
-20	Normal Voltage	0.0096	
-30	Normal Voltage	0.0128	
20	Maximum Voltage	0.0021	
20	Normal Voltage	0.0133	
20	Battery End Point	0.0011	

Note:

1. Normal Voltage = 3.8 V. ; Battery End Point (BEP) = 3.4 V. ; Maximum Voltage =4.35 V
2. The frequency fundamental emissions stay within the authorized frequency block based on the frequency deviation measured is small.



Test Conditions	Middle Channel	WCDMA Band V (RMC 12.2Kbps)	Limit 2.5ppm
Temperature (°C)	Voltage (Volt)	Deviation (ppm)	Result
50	Normal Voltage	0.0155	PASS
40	Normal Voltage	0.0418	
30	Normal Voltage	0.0395	
20(Ref.)	Normal Voltage	0.0000	
10	Normal Voltage	0.0179	
0	Normal Voltage	0.0359	
-10	Normal Voltage	0.0012	
-20	Normal Voltage	0.0203	
-30	Normal Voltage	0.0311	
20	Maximum Voltage	0.0514	
20	Normal Voltage	0.0191	
20	Battery End Point	0.0048	

Note: Normal Voltage = 3.8 V. ; Battery End Point (BEP) = 3.4 V. ; Maximum Voltage =4.35 V

Test Conditions	Middle Channel	WCDMA Band II (RMC 12.2Kbps)	Limit Note 2.
Temperature (°C)	Voltage (Volt)	Deviation (ppm)	Result
50	Normal Voltage	0.0112	PASS
40	Normal Voltage	0.0101	
30	Normal Voltage	0.0021	
20(Ref.)	Normal Voltage	0.0000	
10	Normal Voltage	0.0005	
0	Normal Voltage	0.0016	
-10	Normal Voltage	0.0080	
-20	Normal Voltage	0.0032	
-30	Normal Voltage	0.0000	
20	Maximum Voltage	0.0021	
20	Normal Voltage	0.0080	
20	Battery End Point	0.0096	

Note:

1. Normal Voltage = 3.8 V. ; Battery End Point (BEP) = 3.4 V. ; Maximum Voltage =4.35 V
2. The frequency fundamental emissions stay within the authorized frequency block based on the frequency deviation measured is small.



Test Conditions	Middle Channel	WCDMA Band IV (RMC 12.2Kbps)	Limit Note 2.
Temperature (°C)	Voltage (Volt)	Deviation (ppm)	Result
50	Normal Voltage	0.0144	PASS
40	Normal Voltage	0.0133	
30	Normal Voltage	0.0012	
20(Ref.)	Normal Voltage	0.0000	
10	Normal Voltage	0.0110	
0	Normal Voltage	0.0075	
-10	Normal Voltage	0.0040	
-20	Normal Voltage	0.0006	
-30	Normal Voltage	0.0069	
20	Maximum Voltage	0.0069	
20	Normal Voltage	0.0098	
20	Battery End Point	0.0023	

Note:

1. Normal Voltage = 3.8 V. ; Battery End Point (BEP) = 3.4 V. ; Maximum Voltage =4.35 V
2. The frequency fundamental emissions stay within the authorized frequency block based on the frequency deviation measured is small.



Appendix B. Test Results of Radiated Test

Radiated Spurious Emission

GSM850 (GSM)									
Channel	Frequency (MHz)	ERP (dBm)	Limit (dBm)	Over Limit (dB)	SPA Reading (dBm)	S.G. Power (dBm)	TX Cable loss (dB)	TX Antenna Gain (dBi)	Polarization (H/V)
Lowest	1648	-58.73	-13	-45.73	-59.05	-60.64	1.14	5.20	H
	2472	-42.79	-13	-29.79	-49.60	-45.42	1.12	5.90	H
	3297	-61.97	-13	-48.97	-66.09	-65.18	1.34	6.70	H
	1648	-53.80	-13	-40.80	-53.44	-55.71	1.14	5.20	V
	2472	-38.56	-13	-25.56	-46.25	-41.19	1.12	5.90	V
	3297	-58.50	-13	-45.50	-63.64	-61.71	1.34	6.70	V
Middle	1672	-58.76	-13	-45.76	-59.08	-60.67	1.14	5.20	H
	2510	-24.43	-13	-11.43	-32.23	-27.06	1.12	5.90	H
	3345	-58.50	-13	-45.50	-62.62	-61.71	1.34	6.70	H
	1672	-55.54	-13	-42.54	-54.64	-57.45	1.14	5.20	V
	2510	-22.73	-13	-9.73	-31.26	-25.36	1.12	5.90	V
	3345	-58.95	-13	-45.95	-64.09	-62.16	1.34	6.70	V
Highest	1698	-58.16	-13	-45.16	-58.48	-60.07	1.14	5.20	H
	2546	-18.74	-13	-5.74	-26.58	-21.37	1.12	5.90	H
	3396	-57.51	-13	-44.51	-61.63	-60.72	1.34	6.70	H
	1698	-56.27	-13	-43.27	-55.37	-58.18	1.14	5.20	V
	2546	-18.74	-13	-5.74	-27.32	-21.37	1.12	5.90	V
	3396	-55.17	-13	-42.17	-60.31	-58.38	1.34	6.70	V

Remark: Spurious emissions within 30-1000MHz were found more than 20dB below limit line.



GSM850 (EDGE class 8)									
Channel	Frequency (MHz)	ERP (dBm)	Limit (dBm)	Over Limit (dB)	SPA Reading (dBm)	S.G. Power (dBm)	TX Cable loss (dB)	TX Antenna Gain (dBi)	Polarization (H/V)
Lowest	1648	-62.14	-13	-49.14	-62.46	-64.05	1.14	5.20	H
	2472	-55.57	-13	-42.57	-59.87	-58.20	1.12	5.90	H
	3297	-62.07	-13	-49.07	-66.19	-65.28	1.34	6.70	H
	1648	-59.05	-13	-46.05	-58.15	-60.96	1.14	5.20	V
	2472	-54.46	-13	-41.46	-57.53	-57.09	1.12	5.90	V
	3297	-60.60	-13	-47.60	-65.74	-63.81	1.34	6.70	V
Middle	1672	-61.86	-13	-48.86	-62.18	-63.77	1.14	5.20	H
	2510	-46.04	-13	-33.04	-52.11	-48.67	1.12	5.90	H
	3345	-61.68	-13	-48.68	-65.80	-64.89	1.34	6.70	H
	1672.8	-62.97	-13	-49.97	-62.07	-64.88	1.14	5.20	V
	2510	-48.48	-13	-35.48	-54.15	-51.11	1.12	5.90	V
	3345	-61.19	-13	-48.19	-66.33	-64.40	1.34	6.70	V
Highest	1698	-61.90	-13	-48.90	-62.22	-63.81	1.14	5.20	H
	2546	-40.64	-13	-27.64	-47.76	-43.27	1.12	5.90	H
	3396	-62.38	-13	-49.38	-66.50	-65.59	1.34	6.70	H
	1698	-61.65	-13	-48.65	-60.75	-63.56	1.14	5.20	V
	2546	-37.87	-13	-24.87	-45.76	-40.50	1.12	5.90	V
	3396	-59.80	-13	-46.80	-64.94	-63.01	1.34	6.70	V

Remark: Spurious emissions within 30-1000MHz were found more than 20dB below limit line.



GSM1900 (GSM)									
Channel	Frequency (MHz)	EIRP (dBm)	Limit (dBm)	Over Limit (dB)	SPA Reading (dBm)	S.G. Power (dBm)	TX Cable loss (dB)	TX Antenna Gain (dBi)	Polarization (H/V)
Lowest	3699	-34.81	-13	-21.81	-51.12	-36.53	5.08	6.80	H
	5550	-46.80	-13	-33.80	-63.60	-48.47	8.03	9.70	H
	7401	-51.90	-13	-38.90	-73.20	-54.28	9.43	11.81	H
	3699	-43.31	-13	-30.31	-57.6	-45.03	5.08	6.80	V
	5550	-51.36	-13	-38.36	-68.45	-53.03	8.03	9.70	V
	7401	-50.46	-13	-37.46	-71.6	-52.84	9.43	11.81	V
Middle	3759	-31.23	-13	-18.23	-47.53	-32.95	5.08	6.80	H
	5640	-43.21	-13	-30.21	-60.01	-44.88	8.03	9.70	H
	7521	-47.17	-13	-34.17	-68.47	-49.55	9.43	11.81	H
	3759	-37.88	-13	-24.88	-53.66	-39.60	5.08	6.80	V
	5640	-47.93	-13	-34.93	-65.02	-49.60	8.03	9.70	V
	7521	-50.50	-13	-37.50	-71.64	-52.88	9.43	11.81	V
Highest	3819	-33.93	-13	-20.93	-50.29	-35.65	5.08	6.80	H
	5730	-46.32	-13	-33.32	-63.12	-47.99	8.03	9.70	H
	7638	-48.65	-13	-35.65	-69.95	-51.03	9.43	11.81	H
	3819	-38.43	-13	-25.43	-54.09	-40.15	5.08	6.80	V
	5730	-50.66	-13	-37.66	-67.75	-52.33	8.03	9.70	V
	7638	-51.67	-13	-38.67	-72.81	-54.05	9.43	11.81	V

Remark: Spurious emissions within 30-1000MHz were found more than 20dB below limit line.



GSM1900 (EDGE class 8)									
Channel	Frequency (MHz)	EIRP (dBm)	Limit (dBm)	Over Limit (dB)	SPA Reading (dBm)	S.G. Power (dBm)	TX Cable loss (dB)	TX Antenna Gain (dBi)	Polarization (H/V)
Lowest	3699	-37.82	-13	-24.82	-53.50	-39.54	5.08	6.80	H
	5550	-50.44	-13	-37.44	-67.24	-52.11	8.03	9.70	H
	7401	-51.36	-13	-38.36	-72.66	-53.74	9.43	11.81	H
	3699	-49.65	-13	-36.65	-62.08	-51.36	5.08	6.80	V
	5550.6	-53.81	-13	-40.81	-70.9	-55.48	8.03	9.70	V
	7401	-50.63	-13	-37.63	-71.77	-53.01	9.43	11.81	V
Middle	3759	-39.15	-13	-26.15	-54.41	-40.87	5.08	6.80	H
	5640	-46.56	-13	-33.56	-63.36	-48.23	8.03	9.70	H
	7521	-50.60	-13	-37.60	-71.90	-52.98	9.43	11.81	H
	3759	-43.84	-13	-30.84	-58	-45.56	5.08	6.80	V
	5640	-51.87	-13	-38.87	-68.96	-53.54	8.03	9.70	V
	7521	-51.72	-13	-38.72	-72.86	-54.10	9.43	11.81	V
Highest	3819	-42.02	-13	-29.02	-56.54	-43.74	5.08	6.80	H
	5730	-52.60	-13	-39.60	-69.40	-54.27	8.03	9.70	H
	7638	-51.15	-13	-38.15	-72.45	-53.53	9.43	11.81	H
	3819	-48.41	-13	-35.41	-60.84	-50.12	5.08	6.80	V
	5730	-52.73	-13	-39.73	-69.82	-54.40	8.03	9.70	V
	7638	-50.38	-13	-37.38	-71.52	-52.76	9.43	11.81	V

Remark: Spurious emissions within 30-1000MHz were found more than 20dB below limit line.



CDMA BC0(1xRTT)									
Channel	Frequency (MHz)	ERP (dBm)	Limit (dBm)	Over Limit (dB)	SPA Reading (dBm)	S.G. Power (dBm)	TX Cable loss (dB)	TX Antenna Gain (dBi)	Polarization (H/V)
Lowest	1650	-34.21	-13	-21.21	-41.15	-36.12	1.14	5.20	H
	2476	-49.69	-13	-36.69	-60.80	-52.32	1.12	5.90	H
	3300	-57.80	-13	-44.80	-67.77	-61.01	1.34	6.70	H
	1650	-36.34	-13	-23.34	-43.31	-38.25	1.14	5.20	V
	2474	-52.48	-13	-39.48	-62.14	-55.11	1.12	5.90	V
	3300	-58.71	-13	-45.71	-68.84	-61.92	1.34	6.70	V
Middle	1674	-36.36	-13	-23.36	-43.15	-38.27	1.14	5.20	H
	2510	-47.25	-13	-34.25	-57.36	-49.88	1.12	5.90	H
	3345	-57.92	-13	-44.92	-67.89	-61.13	1.34	6.70	H
	1672	-35.41	-13	-22.41	-42.41	-37.32	1.14	5.20	V
	2510	-48.73	-13	-35.73	-58.72	-51.36	1.12	5.90	V
	3345	-59.79	-13	-46.79	-69.92	-63.00	1.34	6.70	V
Highest	1696	-45.02	-13	-32.02	-51.23	-46.93	1.14	5.20	H
	2544	-55.39	-13	-42.39	-66.50	-58.02	1.12	5.90	H
	3393	-60.32	-13	-47.32	-70.29	-63.53	1.34	6.70	H
	1696	-44.09	-13	-31.09	-50.56	-46.00	1.14	5.20	V
	2544	-55.07	-13	-42.07	-64.73	-57.70	1.12	5.90	V
	3393	-61.04	-13	-48.04	-71.17	-64.25	1.34	6.70	V

Remark: Spurious emissions within 30-1000MHz were found more than 20dB below limit line.



CDMA BC1(1xRTT)									
Channel	Frequency (MHz)	ERP (dBm)	Limit (dBm)	Over Limit (dB)	SPA Reading (dBm)	S.G. Power (dBm)	TX Cable loss (dB)	TX Antenna Gain (dBi)	Polarization (H/V)
Lowest	3702	-48.52	-13	-35.52	-62.76	-50.23	5.08	6.80	H
	5553	-55.49	-13	-42.49	-72.29	-57.16	8.03	9.70	H
	7404	-50.26	-13	-37.26	-71.56	-52.64	9.43	11.81	H
	3702	-55.31	-13	-42.31	-67.74	-57.02	5.08	6.80	V
	5553	-55.66	-13	-42.66	-72.75	-57.33	8.03	9.70	V
	7404	-50.92	-13	-37.92	-72.06	-53.30	9.43	11.81	V
Middle	3762	-33.11	-13	-20.11	-49.54	-34.82	5.08	6.80	H
	5640	-53.29	-13	-40.29	-70.09	-54.96	8.03	9.70	H
	7521	-51.31	-13	-38.31	-72.61	-53.69	9.43	11.81	H
	3759	-38.85	-13	-25.85	-54.4	-40.57	5.08	6.80	V
	5640	-53.02	-13	-40.02	-70.11	-54.69	8.03	9.70	V
	7521	-51.07	-13	-38.07	-72.21	-53.45	9.43	11.81	V
Highest	3816	-33.36	-13	-20.36	-49.77	-35.08	5.08	6.80	H
	5727	-51.57	-13	-38.57	-68.37	-53.24	8.03	9.70	H
	7635	-51.06	-13	-38.06	-72.36	-53.44	9.43	11.81	H
	3819	-38.51	-13	-25.51	-54.15	-40.23	5.08	6.80	V
	5727	-53.19	-13	-40.19	-70.28	-54.86	8.03	9.70	V
	7635	-51.44	-13	-38.44	-72.58	-53.82	9.43	11.81	V

Remark: Spurious emissions within 30-1000MHz were found more than 20dB below limit line.



WCDMA Band V (RMC 12.2Kbps)									
Channel	Frequency (MHz)	ERP (dBm)	Limit (dBm)	Over Limit (dB)	SPA Reading (dBm)	S.G. Power (dBm)	TX Cable loss (dB)	TX Antenna Gain (dBi)	Polarization (H/V)
Lowest	1652	-61.23	-13	-48.23	-61.55	-63.14	1.14	5.20	H
	2480	-59.47	-13	-46.47	-63.77	-62.10	1.12	5.90	H
	3306	-61.61	-13	-48.61	-65.73	-64.82	1.34	6.70	H
	1652	-62.31	-13	-49.31	-61.41	-64.22	1.14	5.20	V
	2480	-60.36	-13	-47.36	-63.43	-62.99	1.12	5.90	V
	3306	-60.86	-13	-47.86	-66	-64.07	1.34	6.70	V
Middle	1672	-60.77	-13	-47.77	-61.09	-62.68	1.14	5.20	H
	2510	-59.27	-13	-46.27	-63.57	-61.90	1.12	5.90	H
	3345	-62.14	-13	-49.14	-66.26	-65.35	1.34	6.70	H
	1672	-62.30	-13	-49.30	-61.4	-64.21	1.14	5.20	V
	2510	-60.70	-13	-47.70	-63.77	-63.33	1.12	5.90	V
	3345	-60.97	-13	-47.97	-66.11	-64.18	1.34	6.70	V
Highest	1694	-61.16	-13	-48.16	-61.48	-63.07	1.14	5.20	H
	2540	-59.09	-13	-46.09	-63.39	-61.72	1.12	5.90	H
	3387	-61.61	-13	-48.61	-65.73	-64.82	1.34	6.70	H
	1694	-62.40	-13	-49.40	-61.5	-64.31	1.14	5.20	V
	2540	-59.75	-13	-46.75	-62.82	-62.38	1.12	5.90	V
	3387	-60.06	-13	-47.06	-65.2	-63.27	1.34	6.70	V

Remark: Spurious emissions within 30-1000MHz were found more than 20dB below limit line.



WCDMA Band II (RMC 12.2Kbps)									
Channel	Frequency (MHz)	EIRP (dBm)	Limit (dBm)	Over Limit (dB)	SPA Reading (dBm)	S.G. Power (dBm)	TX Cable loss (dB)	TX Antenna Gain (dBi)	Polarization (H/V)
Lowest	3705	-55.66	-13	-42.66	-69.90	-57.37	5.08	6.80	H
	5556	-56.23	-13	-43.23	-73.03	-57.90	8.03	9.70	H
	7410	-51.42	-13	-38.42	-72.72	-53.80	9.43	11.81	H
	3705	-58.52	-13	-45.52	-70.95	-60.23	5.08	6.80	V
	5556	-55.95	-13	-42.95	-73.04	-57.62	8.03	9.70	V
	7410	-51.82	-13	-38.82	-72.96	-54.20	9.43	11.81	V
Middle	3759	-53.84	-13	-40.84	-68.08	-55.55	5.08	6.80	H
	5640	-55.58	-13	-42.58	-72.38	-57.25	8.03	9.70	H
	7521	-51.69	-13	-38.69	-72.99	-54.07	9.43	11.81	H
	3759	-58.93	-13	-45.93	-71.36	-60.64	5.08	6.80	V
	5640	-55.94	-13	-42.94	-73.03	-57.61	8.03	9.70	V
	7521	-51.38	-13	-38.38	-72.52	-53.76	9.43	11.81	V
Highest	3816	-54.64	-13	-41.64	-68.88	-56.35	5.08	6.80	H
	5724	-56.20	-13	-43.20	-73.00	-57.87	8.03	9.70	H
	7629	-51.35	-13	-38.35	-72.65	-53.73	9.43	11.81	H
	3816	-57.68	-13	-44.68	-70.11	-59.39	5.08	6.80	V
	5724	-54.49	-13	-41.49	-71.58	-56.16	8.03	9.70	V
	7629	-52.19	-13	-39.19	-73.33	-54.57	9.43	11.81	V

Remark: Spurious emissions within 30-1000MHz were found more than 20dB below limit line.



WCDMA Band IV (RMC 12.2Kbps)									
Channel	Frequency (MHz)	EIRP (dBm)	Limit (dBm)	Over Limit (dB)	SPA Reading (dBm)	S.G. Power (dBm)	TX Cable loss (dB)	TX Antenna Gain (dBi)	Polarization (H/V)
Lowest	3426	-58.22	-13	-45.22	-66.50	-63.36	1.81	6.95	H
	5136	-53.61	-13	-40.61	-68.17	-60.68	2.23	9.30	H
	6849	-51.17	-13	-38.17	-70.52	-59.45	2.60	10.88	H
	3426	-60.50	-13	-47.50	-66.3	-65.64	1.81	6.95	V
	5136	-55.35	-13	-42.35	-69.65	-62.42	2.23	9.30	V
	6849	-52.00	-13	-39.00	-70.54	-60.28	2.6	10.88	V
Middle	3465	-56.88	-13	-43.88	-65.16	-62.02	1.81	6.95	H
	5199	-54.16	-13	-41.16	-68.72	-61.23	2.23	9.30	H
	6930	-55.12	-13	-42.12	-74.47	-63.40	2.60	10.88	H
	3465	-60.51	-13	-47.51	-66.31	-65.65	1.81	6.95	V
	5199	-54.92	-13	-41.92	-69.22	-61.99	2.23	9.30	V
	6930	-56.36	-13	-43.36	-74.9	-64.64	2.6	10.88	V
Highest	3504	-57.82	-13	-44.82	-66.10	-62.96	1.81	6.95	H
	5259	-54.47	-13	-41.47	-69.03	-61.54	2.23	9.30	H
	7011	-50.42	-13	-37.42	-69.77	-58.70	2.60	10.88	H
	3504	-61.29	-13	-48.29	-67.09	-66.43	1.81	6.95	V
	5259	-52.87	-13	-39.87	-67.17	-59.94	2.23	9.30	V
	7011	-51.82	-13	-38.82	-70.36	-60.10	2.6	10.88	V

Remark: Spurious emissions within 30-1000MHz were found more than 20dB below limit line.