

1_HAC T-Coil GSM850_Voice_Ch189(Z)

Communication System: UID 0, General GSM (0); Frequency: 836.4 MHz

Medium: Air Medium parameters used: $\sigma = 0$ S/m, $\epsilon_r = 1$; $\rho = 0$ kg/m³

Ambient Temperature : 23.2 °C

DASY5 Configuration:

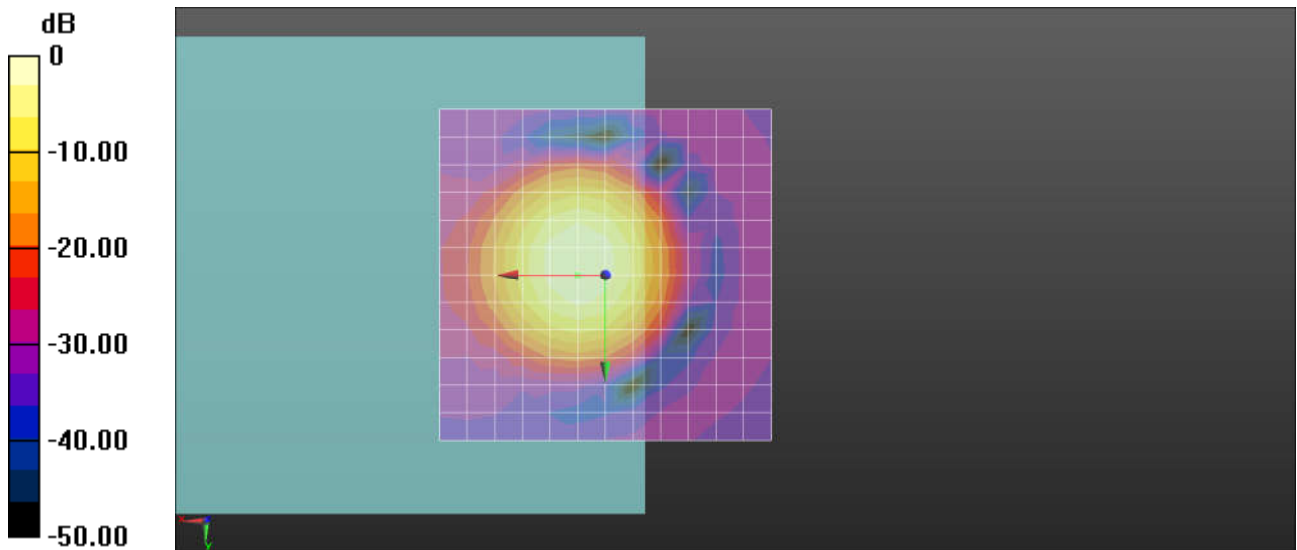
- Probe: AM1DV3 - 3093; ; Calibrated: 2017.5.19
- Sensor-Surface: 0mm (Fix Surface)
- Electronics: DAE4 Sn1326; Calibrated: 2017.9.15
- Phantom: HAC Test Arch with AMCC; Type: SD HAC P01 BA;
- Measurement SW: DASY52, Version 52.8 (8); SEMCAD X Version 14.6.10 (7331)

Ch189/z (axial) 4.2mm 50 x 50/ABM SNR(x,y,z) (13x13x1): Measurement grid: dx=10mm, dy=10mm

ABM1/ABM2 = 37.10 dB

ABM1 comp = -1.49 dBA/m

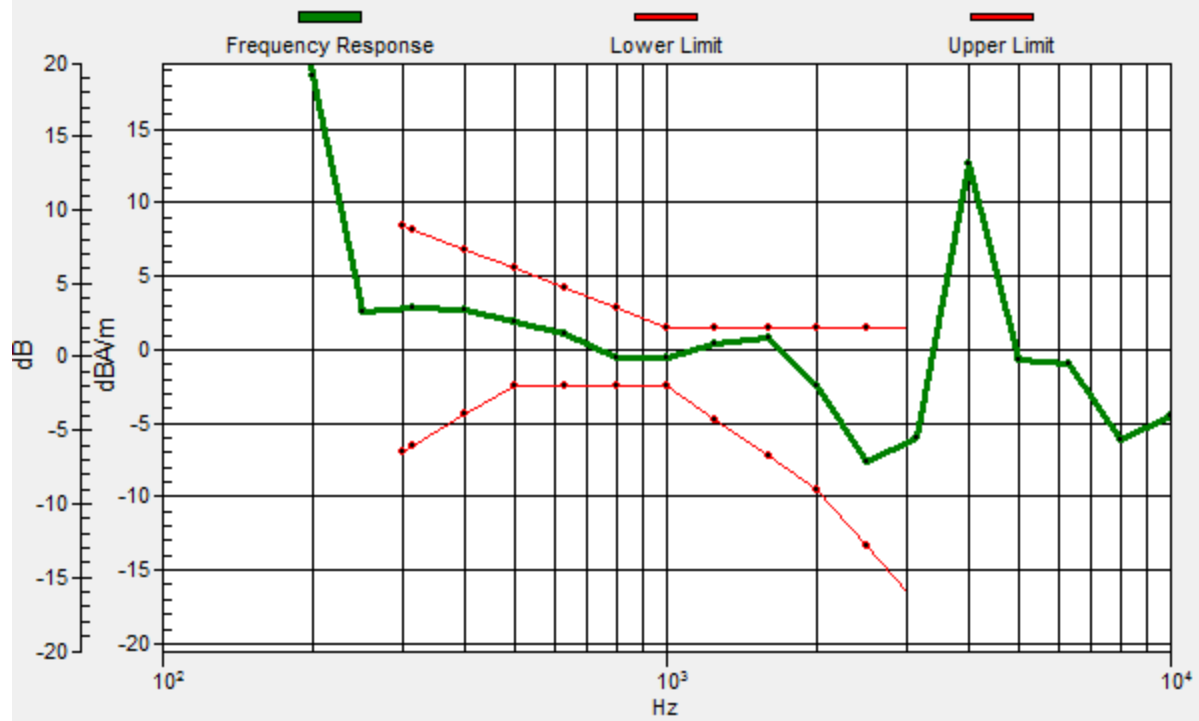
Location: 0, 0, 3.7 mm



0 dB = 1.000 A/m = 0.00 dBA/m

Ch189/z (axial) wideband at best S/N/ABM Freq Resp(x,y,z,f)

Loc: 0, 0, 3.7 mm Diff: 0.7dB



1_HAC T-Coil GSM850_Voice_Ch189(Y)

Communication System: UID 0, General GSM (0); Frequency: 836.4 MHz

Medium: Air Medium parameters used: $\sigma = 0$ S/m, $\epsilon_r = 1$; $\rho = 0$ kg/m³

Ambient Temperature : 23.2 °C

DASY5 Configuration:

- Probe: AM1DV3 - 3093; ; Calibrated: 2017.5.19
- Sensor-Surface: 0mm (Fix Surface)
- Electronics: DAE4 Sn1326; Calibrated: 2017.9.15
- Phantom: HAC Test Arch with AMCC; Type: SD HAC P01 BA;
- Measurement SW: DASY52, Version 52.8 (8); SEMCAD X Version 14.6.10 (7331)

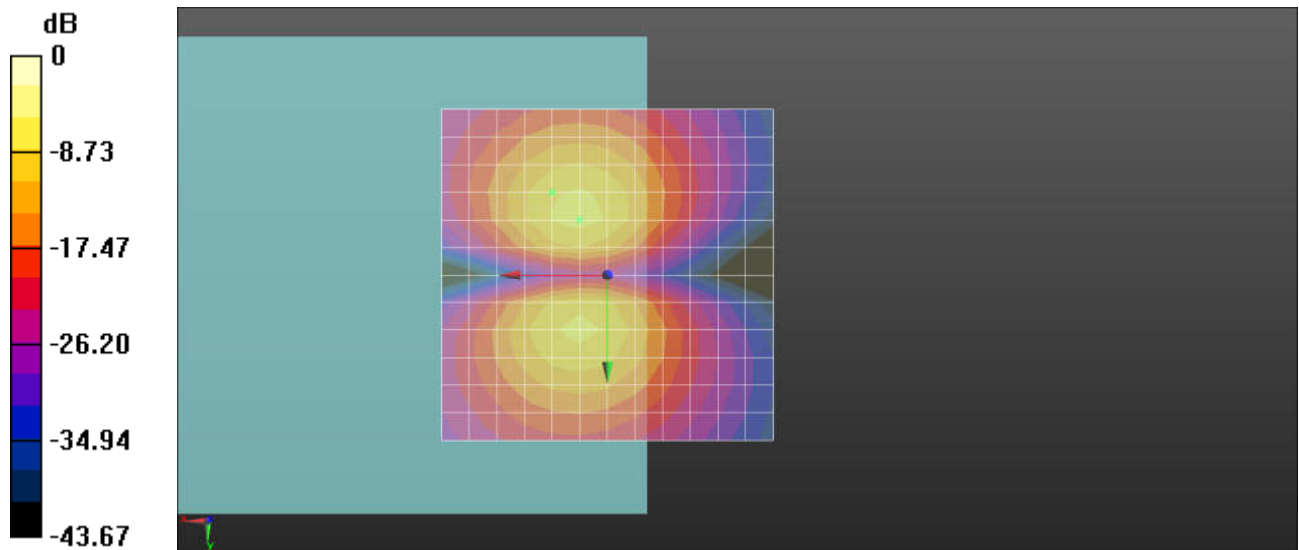
Ch189/y (transversal) 4.2mm 50 x 50/ABM SNR(x,y,z) (13x13x1): Measurement grid:

dx=10mm, dy=10mm

ABM1/ABM2 = 37.36 dB

ABM1 comp = -8.96 dBA/m

Location: 8.3, -12.5, 3.7 mm



0 dB = 1.000 A/m = 0.00 dBA/m

2_HAC T-Coil GSM850_Voice_Ch1900(Z)

Communication System: UID 0, General GSM (0); Frequency: 1880 MHz

Medium: Air Medium parameters used: $\sigma = 0$ S/m, $\epsilon_r = 1$; $\rho = 0$ kg/m³

Ambient Temperature : 23.2 °C

DASY5 Configuration:

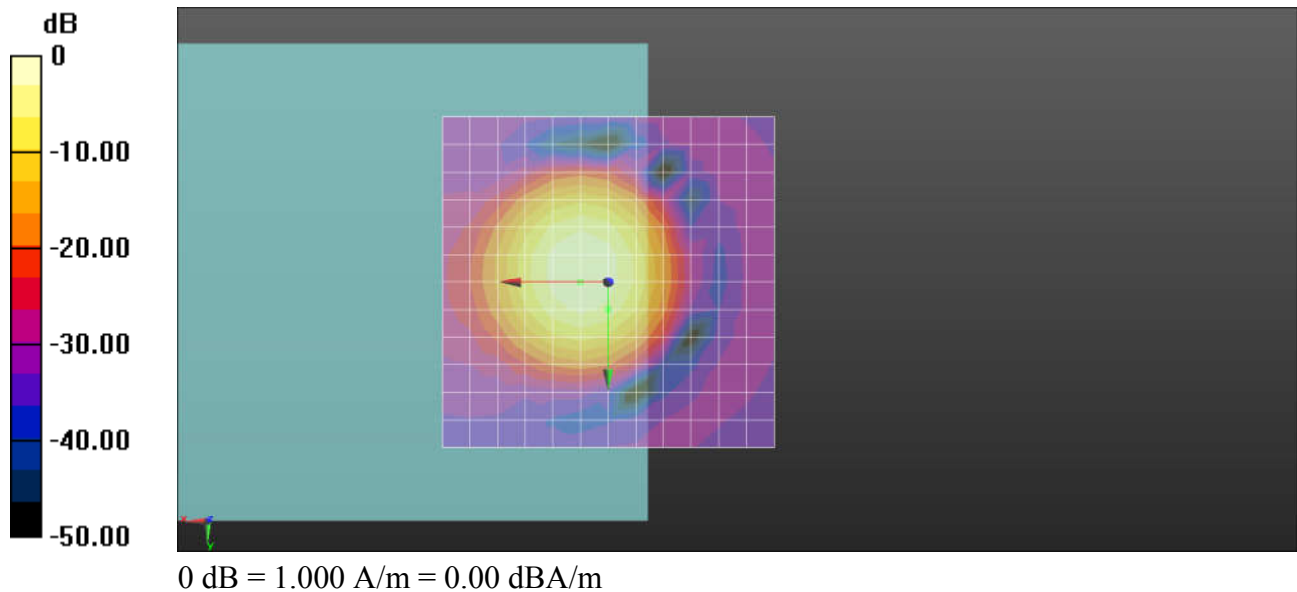
- Probe: AM1DV3 - 3093; ; Calibrated: 2017.5.19
- Sensor-Surface: 0mm (Fix Surface)
- Electronics: DAE4 Sn1326; Calibrated: 2017.9.15
- Phantom: HAC Test Arch with AMCC; Type: SD HAC P01 BA;
- Measurement SW: DASY52, Version 52.8 (8); SEMCAD X Version 14.6.10 (7331)

Ch661/z (axial) 4.2mm 50 x 50/ABM SNR(x,y,z) (13x13x1): Measurement grid: dx=10mm, dy=10mm

ABM1/ABM2 = 38.16 dB

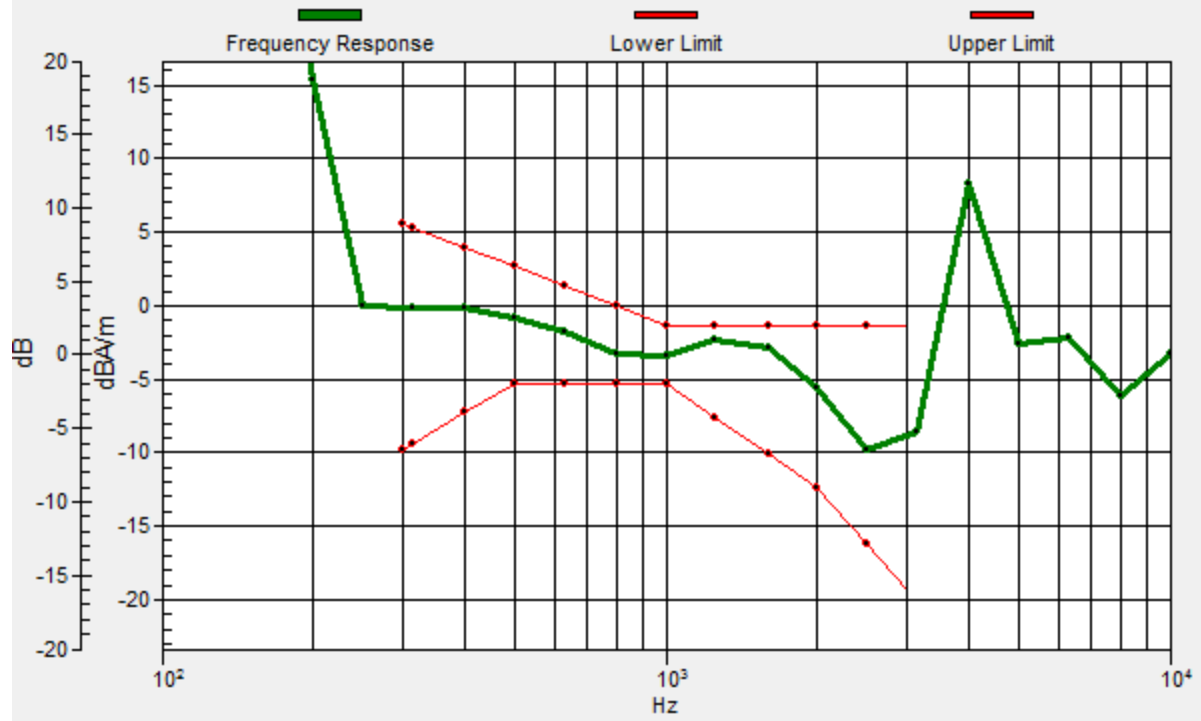
ABM1 comp = -4.08 dBA/m

Location: 0, 4.2, 3.7 mm



Ch661/z (axial) wideband at best S/N/ABM Freq Resp(x,y,z,f)

Loc: 0, 4.2, 3.7 mm Diff: 0.92dB



2_HAC T-Coil GSM850_Voice_Ch1900(Y)

Communication System: UID 0, General GSM (0); Frequency: 1880 MHz

Medium: Air Medium parameters used: $\sigma = 0$ S/m, $\epsilon_r = 1$; $\rho = 0$ kg/m³

Ambient Temperature : 23.2 °C

DASY5 Configuration:

- Probe: AM1DV3 - 3093; ; Calibrated: 2017.5.19
- Sensor-Surface: 0mm (Fix Surface)
- Electronics: DAE4 Sn1326; Calibrated: 2017.9.15
- Phantom: HAC Test Arch with AMCC; Type: SD HAC P01 BA;
- Measurement SW: DASY52, Version 52.8 (8); SEMCAD X Version 14.6.10 (7331)

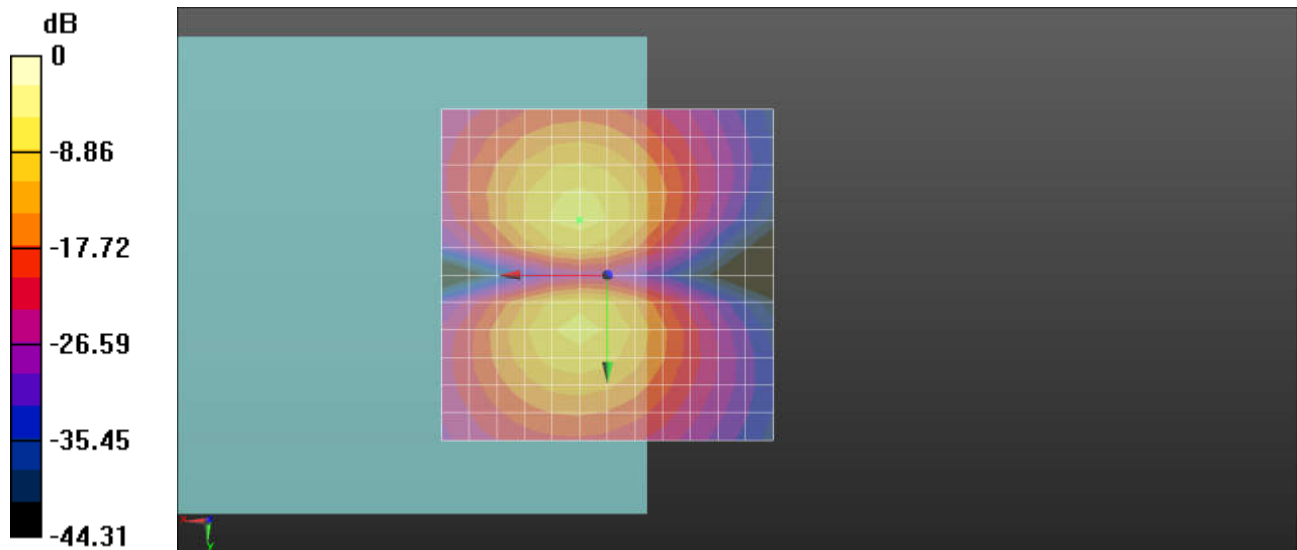
Ch661/y (transversal) 4.2mm 50 x 50/ABM SNR(x,y,z) (13x13x1): Measurement grid:

dx=10mm, dy=10mm

ABM1/ABM2 = 37.54 dB

ABM1 comp = -7.31 dBA/m

Location: 4.2, -8.3, 3.7 mm



0 dB = 1.000 A/m = 0.00 dBA/m

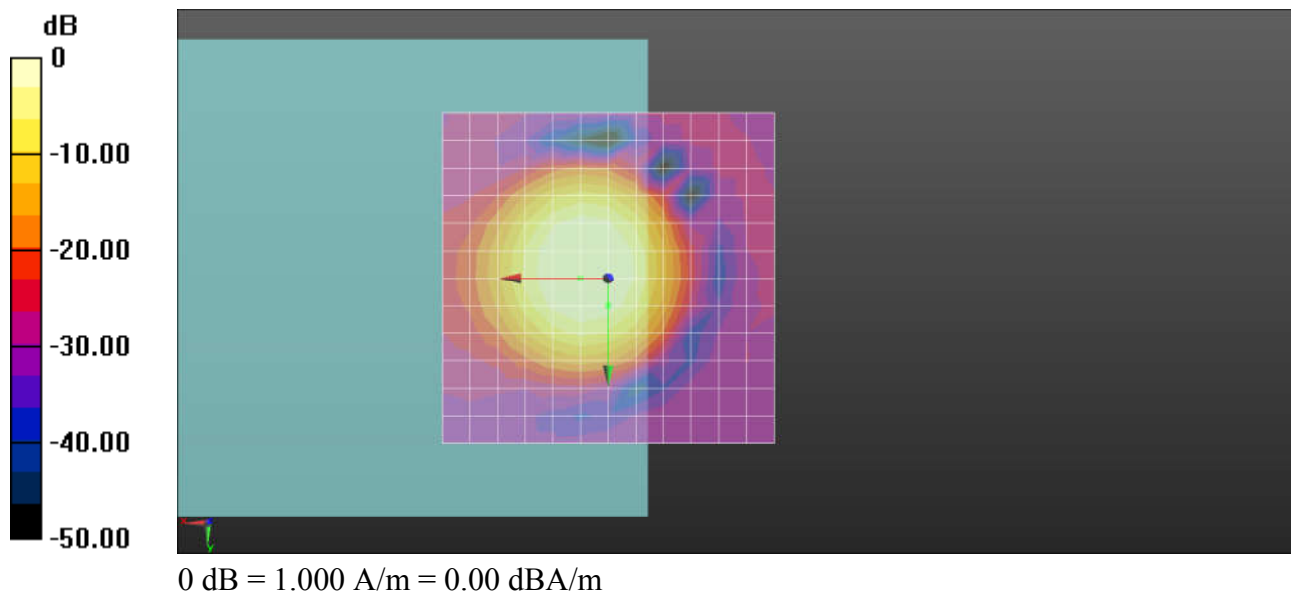
3_HAC T-Coil WCDMA II_Voice_Ch9400(Z)

Communication System: UID 0, UMTS (0); Frequency: 1880 MHz
Medium: Air Medium parameters used: $\sigma = 0$ S/m, $\epsilon_r = 1$; $\rho = 0$ kg/m³
Ambient Temperature : 23.2 °C

DASY5 Configuration:

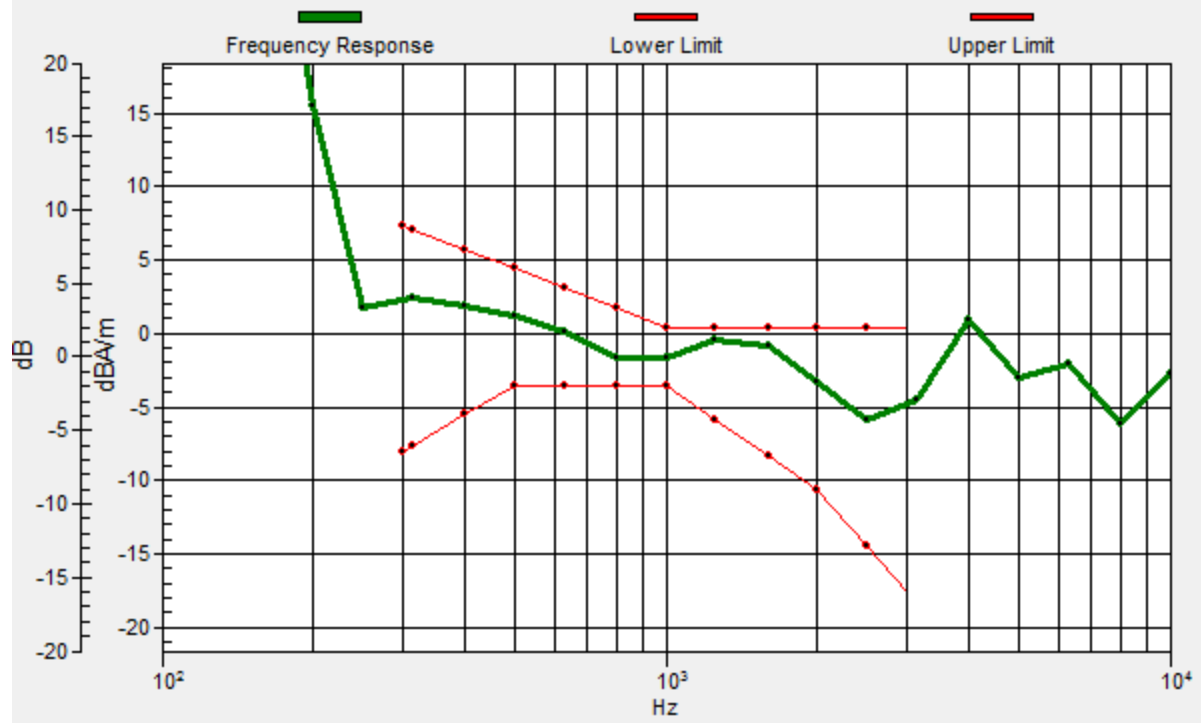
- Probe: AM1DV3 - 3093; ; Calibrated: 2017.5.19
- Sensor-Surface: 0mm (Fix Surface)
- Electronics: DAE4 Sn1326; Calibrated: 2017.9.15
- Phantom: HAC Test Arch with AMCC; Type: SD HAC P01 BA;
- Measurement SW: DASY52, Version 52.8 (8); SEMCAD X Version 14.6.10 (7331)

Ch9400/z (axial) 4.2mm 50 x 50/ABM SNR(x,y,z) (13x13x1): Measurement grid: dx=10mm, dy=10mm
ABM1/ABM2 = 42.90 dB
ABM1 comp = -1.00 dBA/m
Location: 0, 4.2, 3.7 mm



Ch9400/z (axial) wideband at best S/N/ABM Freq Resp(x,y,z,f)

Loc: 0, 4.2, 3.7 mm Diff: 0.79dB



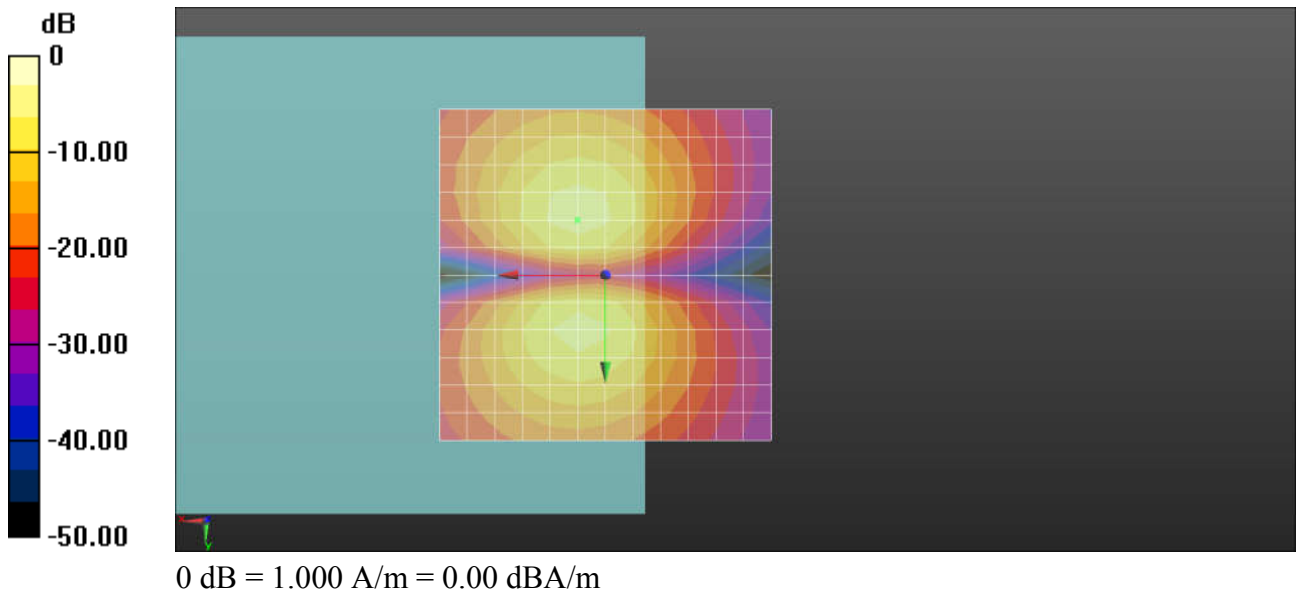
3_HAC T-Coil WCDMA II_Voice_Ch9400(Y)

Communication System: UID 0, UMTS (0); Frequency: 1880 MHz
Medium: Air Medium parameters used: $\sigma = 0$ S/m, $\epsilon_r = 1$; $\rho = 0$ kg/m³
Ambient Temperature : 23.2 °C

DASY5 Configuration:

- Probe: AM1DV3 - 3093; ; Calibrated: 2017.5.19
- Sensor-Surface: 0mm (Fix Surface)
- Electronics: DAE4 Sn1326; Calibrated: 2017.9.15
- Phantom: HAC Test Arch with AMCC; Type: SD HAC P01 BA;
- Measurement SW: DASY52, Version 52.8 (8); SEMCAD X Version 14.6.10 (7331)

Ch9400/y (transversal) 4.2mm 50 x 50/ABM SNR(x,y,z) (13x13x1): Measurement grid:
dx=10mm, dy=10mm
ABM1/ABM2 = 41.88 dB
ABM1 comp = -4.76 dBA/m
Location: 4.2, -8.3, 3.7 mm



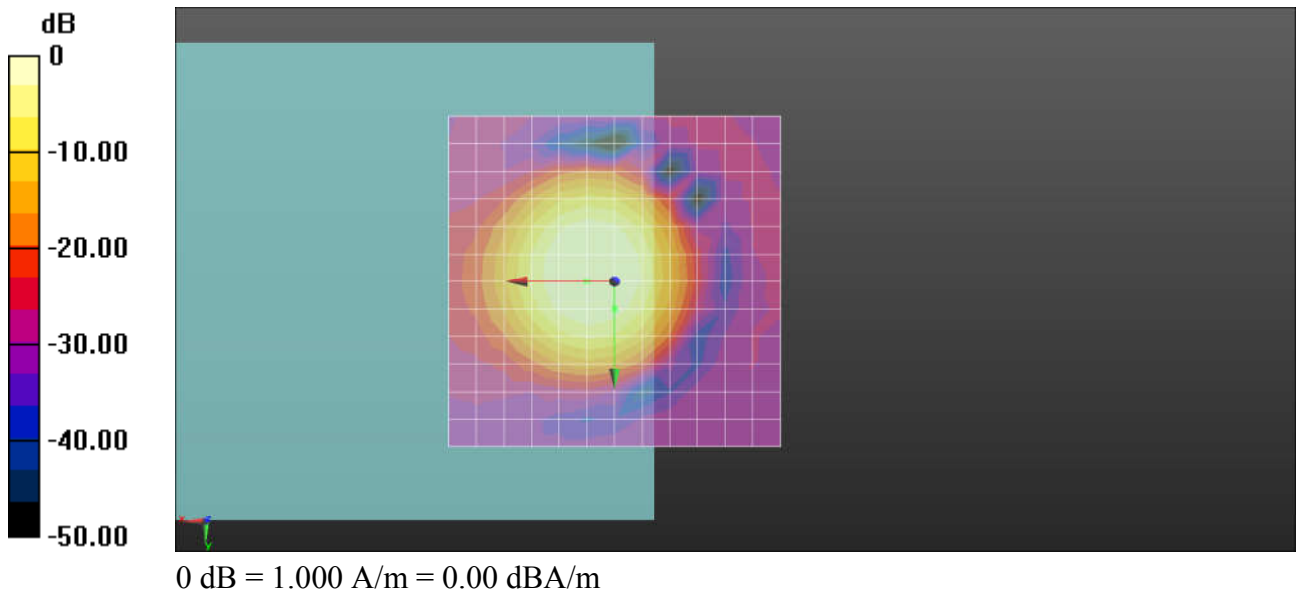
4_HAC T-Coil WCDMA IV_Voice_Ch1413(Z)

Communication System: UID 0, UMTS (0); Frequency: 1732.6 MHz
Medium: Air Medium parameters used: $\sigma = 0$ S/m, $\epsilon_r = 1$; $\rho = 0$ kg/m³
Ambient Temperature : 23.2 °C

DASY5 Configuration:

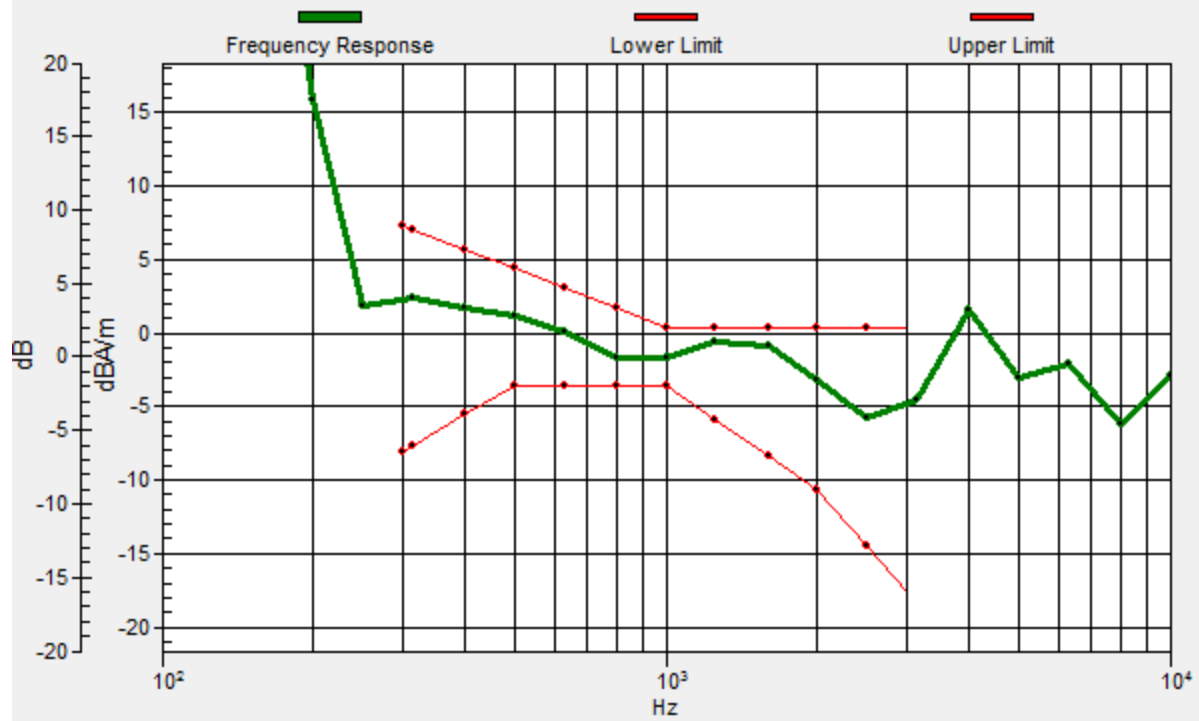
- Probe: AM1DV3 - 3093; ; Calibrated: 2017.5.19
- Sensor-Surface: 0mm (Fix Surface)
- Electronics: DAE4 Sn1326; Calibrated: 2017.9.15
- Phantom: HAC Test Arch with AMCC; Type: SD HAC P01 BA;
- Measurement SW: DASY52, Version 52.8 (8); SEMCAD X Version 14.6.10 (7331)

Ch1413/z (axial) 4.2mm 50 x 50/ABM SNR(x,y,z) (13x13x1): Measurement grid: dx=10mm, dy=10mm
ABM1/ABM2 = 42.40 dB
ABM1 comp = -0.99 dBA/m
Location: 0, 4.2, 3.7 mm



Ch1413/z (axial) wideband at best S/N/ABM Freq Resp(x,y,z,f)

Loc: 0, 4.2, 3.7 mm Diff: 0.95dB



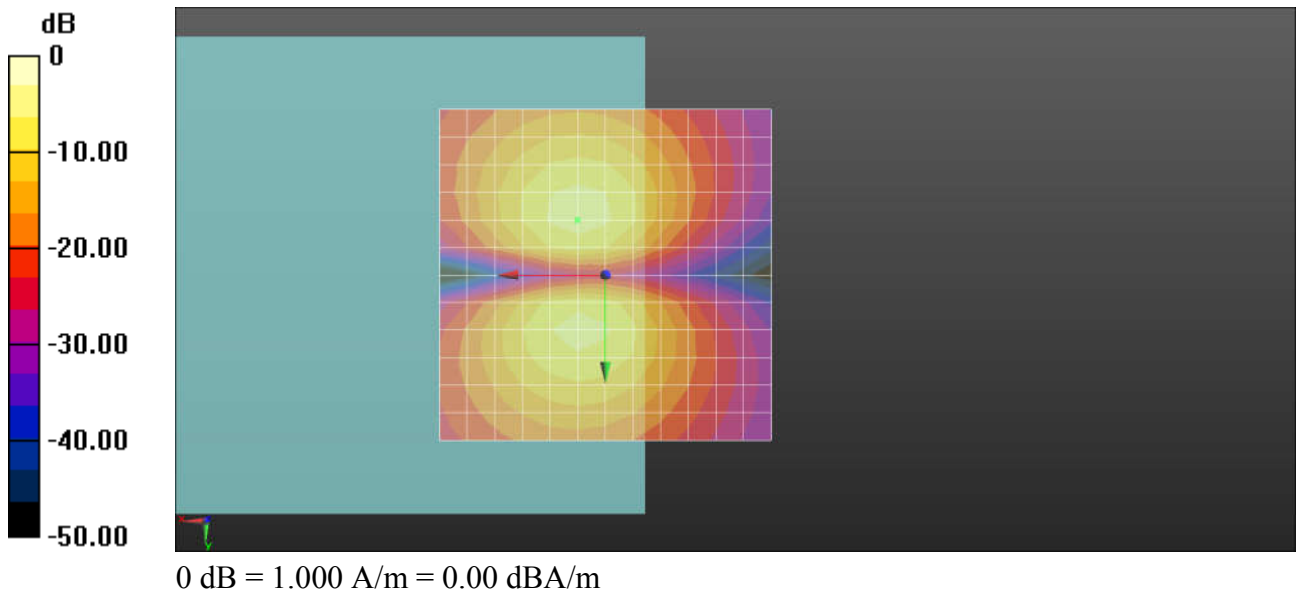
4_HAC T-Coil WCDMA IV_Voice_Ch1413(Y)

Communication System: UID 0, UMTS (0); Frequency: 1732.6 MHz
Medium: Air Medium parameters used: $\sigma = 0$ S/m, $\epsilon_r = 1$; $\rho = 0$ kg/m³
Ambient Temperature : 23.2 °C

DASY5 Configuration:

- Probe: AM1DV3 - 3093; ; Calibrated: 2017.5.19
- Sensor-Surface: 0mm (Fix Surface)
- Electronics: DAE4 Sn1326; Calibrated: 2017.9.15
- Phantom: HAC Test Arch with AMCC; Type: SD HAC P01 BA;
- Measurement SW: DASY52, Version 52.8 (8); SEMCAD X Version 14.6.10 (7331)

Ch1413/y (transversal) 4.2mm 50 x 50/ABM SNR(x,y,z) (13x13x1): Measurement grid:
dx=10mm, dy=10mm
ABM1/ABM2 = 41.97 dB
ABM1 comp = -4.78 dBA/m
Location: 4.2, -8.3, 3.7 mm



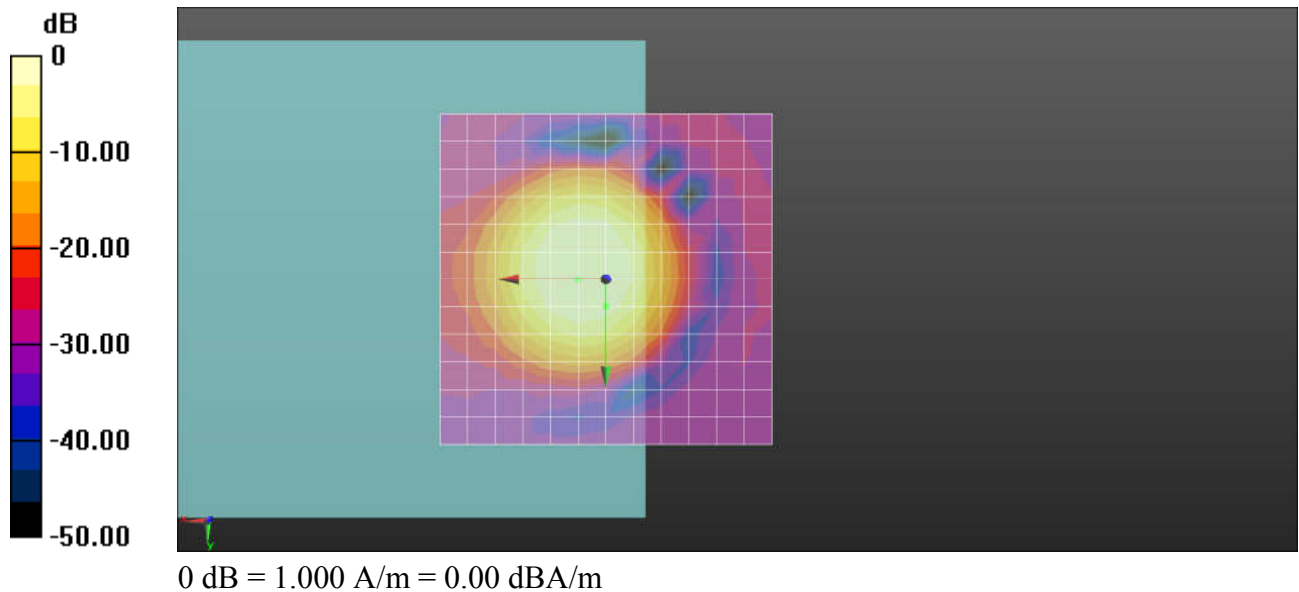
5_HAC T-Coil WCDMA V_Voice_Ch4182(Z)

Communication System: UID 0, UMTS (0); Frequency: 836.4 MHz
Medium: Air Medium parameters used: $\sigma = 0$ S/m, $\epsilon_r = 1$; $\rho = 0$ kg/m³
Ambient Temperature : 23.2 °C

DASY5 Configuration:

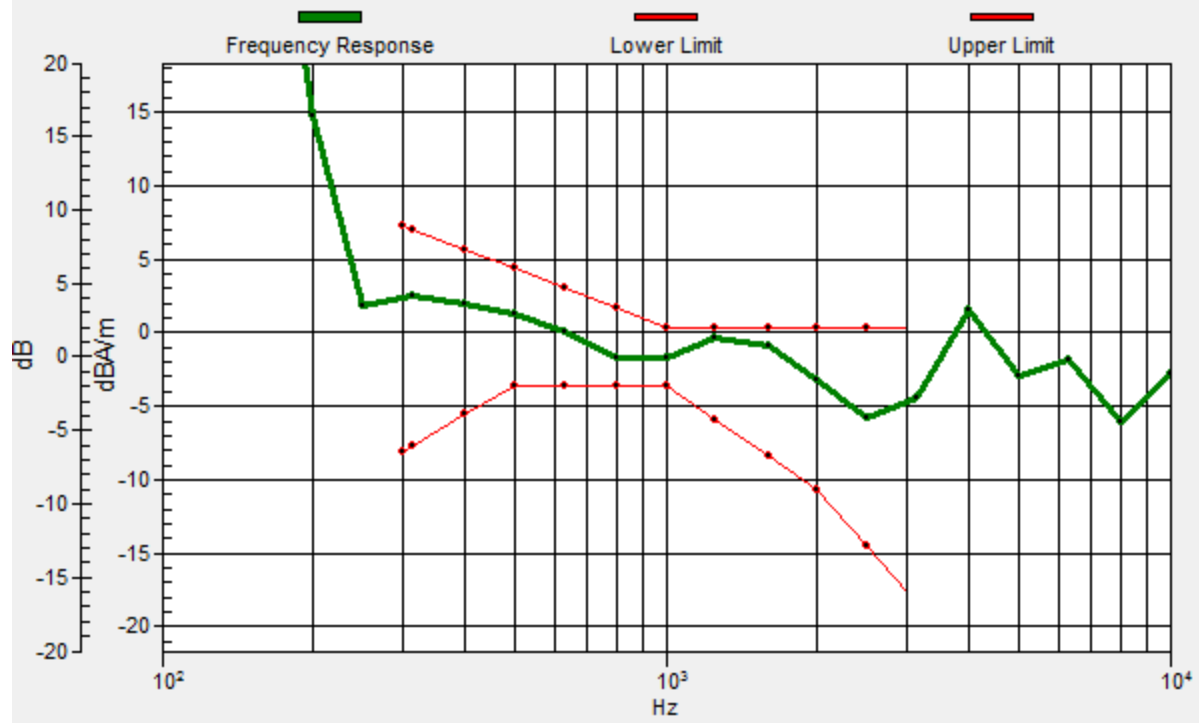
- Probe: AM1DV3 - 3093; ; Calibrated: 2017.5.19
- Sensor-Surface: 0mm (Fix Surface)
- Electronics: DAE4 Sn1326; Calibrated: 2017.9.15
- Phantom: HAC Test Arch with AMCC; Type: SD HAC P01 BA;
- Measurement SW: DASY52, Version 52.8 (8); SEMCAD X Version 14.6.10 (7331)

Ch4182/z (axial) 4.2mm 50 x 50/ABM SNR(x,y,z) (13x13x1): Measurement grid: dx=10mm, dy=10mm
ABM1/ABM2 = 42.57 dB
ABM1 comp = -1.01 dBA/m
Location: 0, 4.2, 3.7 mm



Ch4182/z (axial) wideband at best S/N/ABM Freq Resp(x,y,z,f)

Loc: 0, 4.2, 3.7 mm Diff: 0.74dB



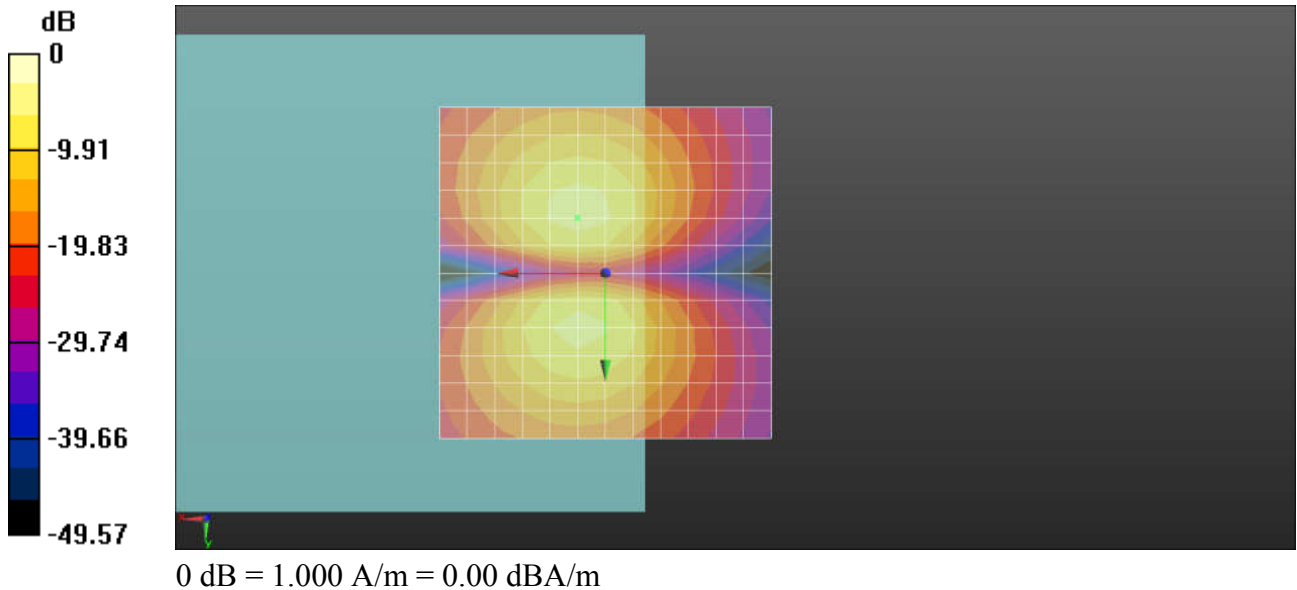
5_HAC T-Coil WCDMA V_Voice_Ch4182(Y)

Communication System: UID 0, UMTS (0); Frequency: 836.4 MHz
Medium: Air Medium parameters used: $\sigma = 0$ S/m, $\epsilon_r = 1$; $\rho = 0$ kg/m³
Ambient Temperature : 23.2 °C

DASY5 Configuration:

- Probe: AM1DV3 - 3093; ; Calibrated: 2017.5.19
- Sensor-Surface: 0mm (Fix Surface)
- Electronics: DAE4 Sn1326; Calibrated: 2017.9.15
- Phantom: HAC Test Arch with AMCC; Type: SD HAC P01 BA;
- Measurement SW: DASY52, Version 52.8 (8); SEMCAD X Version 14.6.10 (7331)

Ch4182/y (transversal) 4.2mm 50 x 50/ABM SNR(x,y,z) (13x13x1): Measurement grid:
dx=10mm, dy=10mm
ABM1/ABM2 = 41.41 dB
ABM1 comp = -4.79 dBA/m
Location: 4.2, -8.3, 3.7 mm



6_CDMA2000_BC0_RC1 SO3_Ch384(Z)

Communication System: UID 0, CDMA2000 (0); Frequency: 836.52 MHz

Medium: Air Medium parameters used: $\sigma = 0$ S/m, $\epsilon_r = 1$; $\rho = 0$ kg/m³

Ambient Temperature : 23.2 °C

DASY5 Configuration:

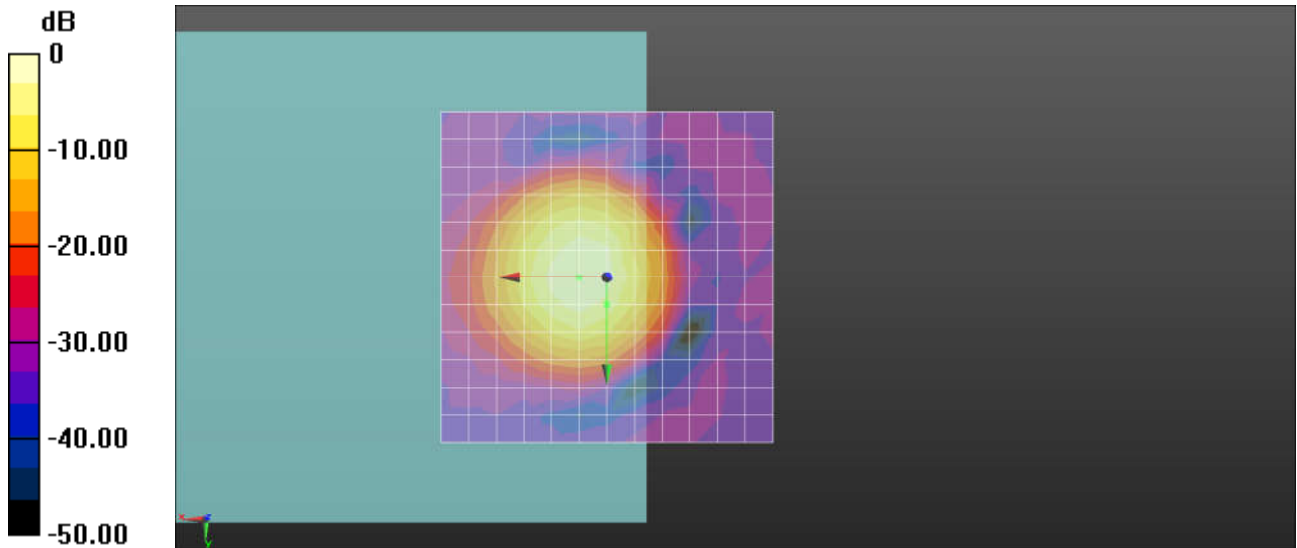
- Probe: AM1DV3 - 3093; ; Calibrated: 2017.5.19
- Sensor-Surface: 0mm (Fix Surface)
- Electronics: DAE4 Sn1326; Calibrated: 2017.9.15
- Phantom: HAC Test Arch with AMCC; Type: SD HAC P01 BA;
- Measurement SW: DASY52, Version 52.8 (8); SEMCAD X Version 14.6.10 (7331)

Ch384/z (axial) 4.2mm 50 x 50/ABM SNR(x,y,z) (13x13x1): Measurement grid: dx=10mm, dy=10mm

ABM1/ABM2 = 46.72 dB

ABM1 comp = -4.38 dBA/m

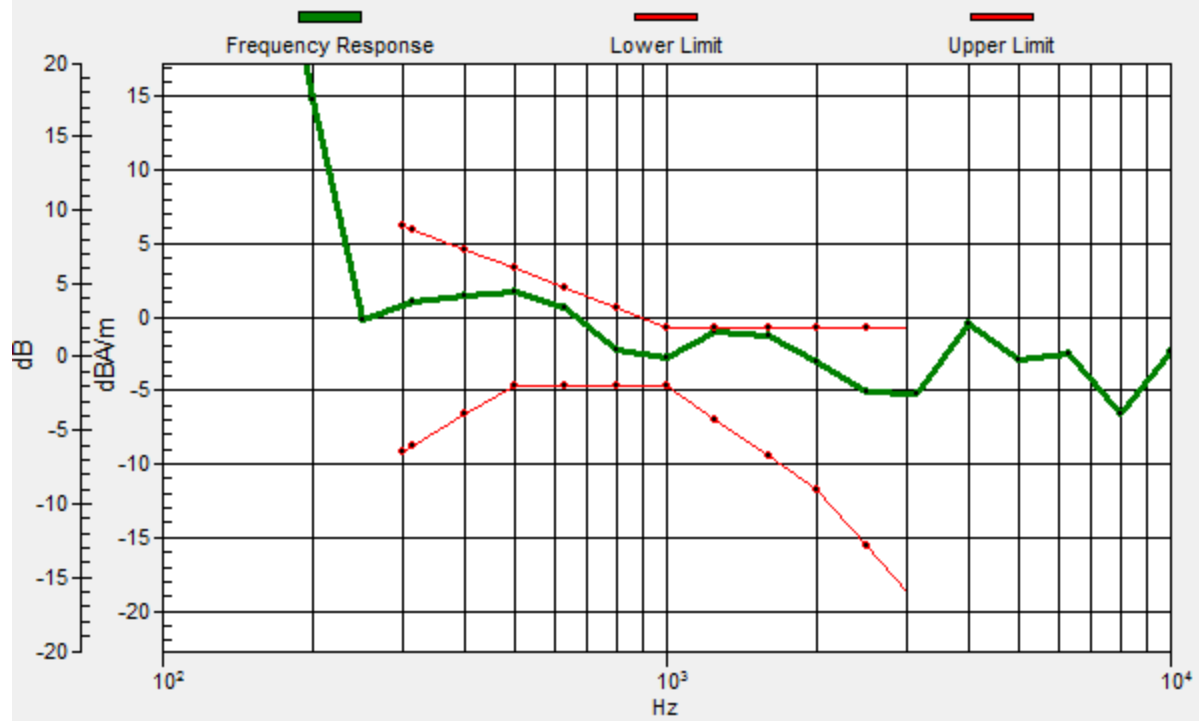
Location: 0, 4.2, 3.7 mm



0 dB = 1.000 A/m = 0.00 dBA/m

Ch384/z (axial) wideband at best S/N/ABM Freq Resp(x,y,z,f)

Loc: 0, 4.2, 3.7 mm Diff: 0.31dB



6_CDMA2000_BC0_RC1 SO3_Ch384(Y)

Communication System: UID 0, CDMA2000 (0); Frequency: 836.52 MHz

Medium: Air Medium parameters used: $\sigma = 0$ S/m, $\epsilon_r = 1$; $\rho = 0$ kg/m³

Ambient Temperature : 23.2 °C

DASY5 Configuration:

- Probe: AM1DV3 - 3093; ; Calibrated: 2017.5.19
- Sensor-Surface: 0mm (Fix Surface)
- Electronics: DAE4 Sn1326; Calibrated: 2017.9.15
- Phantom: HAC Test Arch with AMCC; Type: SD HAC P01 BA;
- Measurement SW: DASY52, Version 52.8 (8); SEMCAD X Version 14.6.10 (7331)

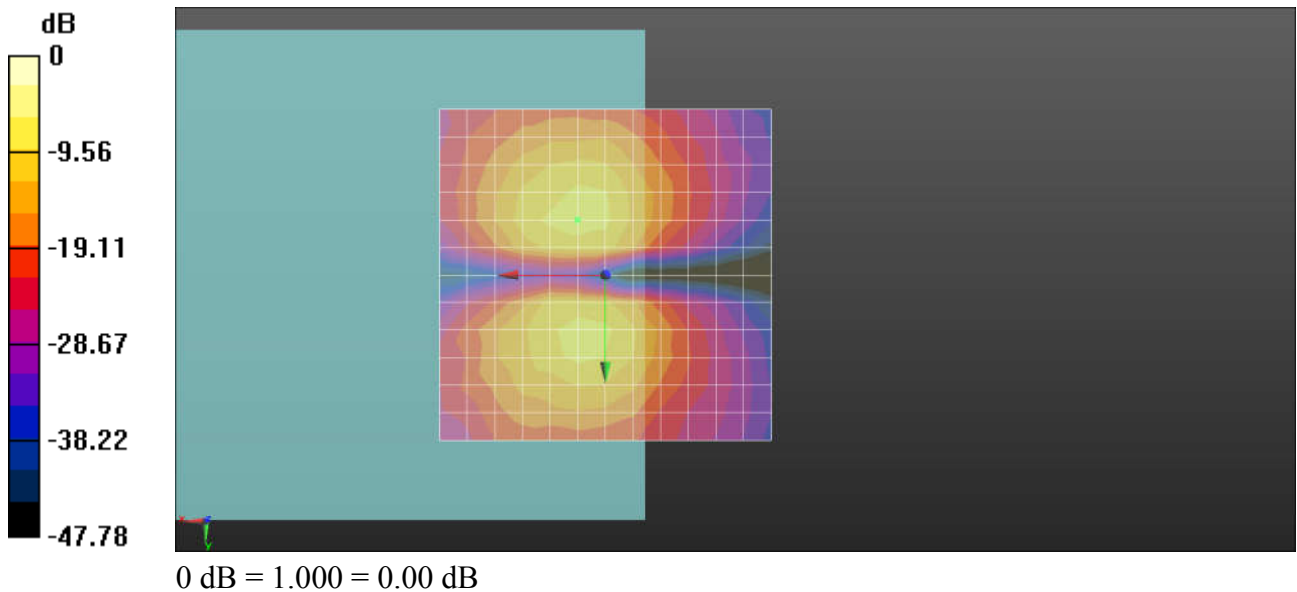
Ch384/y (transversal) 4.2mm 50 x 50/ABM SNR(x,y,z) (13x13x1): Measurement grid:

dx=10mm, dy=10mm

ABM1/ABM2 = 40.99 dB

ABM1 comp = -7.66 dBA/m

Location: 4.2, -8.3, 3.7 mm



7_CDMA2000_BC1_RC1 SO3_Ch600(Z)

Communication System: UID 0, CDMA2000 (0); Frequency: 1880 MHz

Medium: Air Medium parameters used: $\sigma = 0$ S/m, $\epsilon_r = 1$; $\rho = 0$ kg/m³

Ambient Temperature : 23.2 °C

DASY5 Configuration:

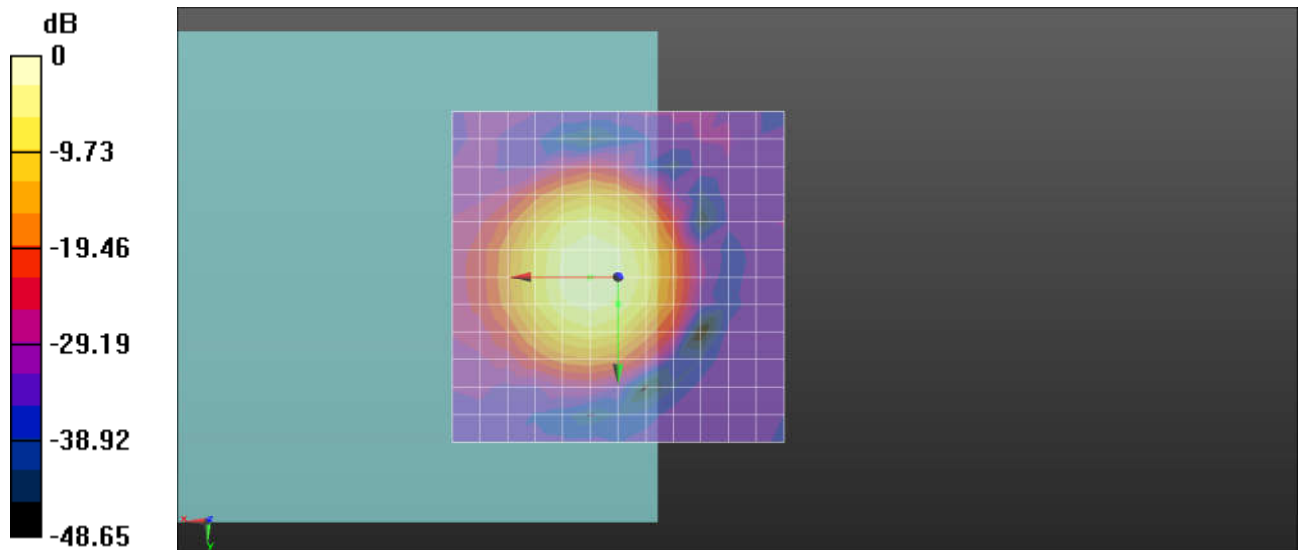
- Probe: AM1DV3 - 3093; ; Calibrated: 2017.5.19
- Sensor-Surface: 0mm (Fix Surface)
- Electronics: DAE4 Sn1326; Calibrated: 2017.9.15
- Phantom: HAC Test Arch with AMCC; Type: SD HAC P01 BA;
- Measurement SW: DASY52, Version 52.8 (8); SEMCAD X Version 14.6.10 (7331)

Ch600/z (axial) 4.2mm 50 x 50/ABM SNR(x,y,z) (13x13x1): Measurement grid: dx=10mm, dy=10mm

ABM1/ABM2 = 47.16 dB

ABM1 comp = -4.09 dBA/m

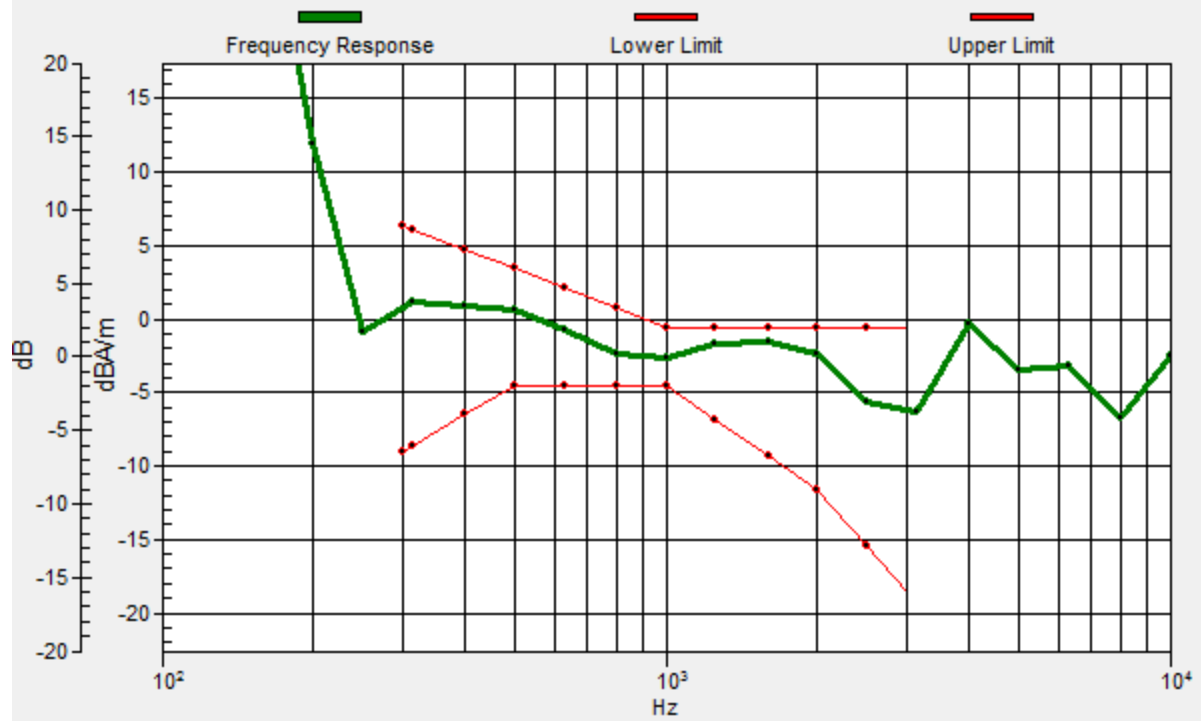
Location: 0, 4.2, 3.7 mm



0 dB = 1.000 A/m = 0.00 dBA/m

Ch600/z (axial) wideband at best S/N/ABM Freq Resp(x,y,z,f)

Loc: 0, 4.2, 3.7 mm Diff: 1.04dB



7_CDMA2000_BC1_RC1 SO3_Ch600(Y)

Communication System: UID 0, CDMA2000 (0); Frequency: 1880 MHz

Medium: Air Medium parameters used: $\sigma = 0$ S/m, $\epsilon_r = 1$; $\rho = 0$ kg/m³

Ambient Temperature : 23.2 °C

DASY5 Configuration:

- Probe: AM1DV3 - 3093; ; Calibrated: 2017.5.19
- Sensor-Surface: 0mm (Fix Surface)
- Electronics: DAE4 Sn1326; Calibrated: 2017.9.15
- Phantom: HAC Test Arch with AMCC; Type: SD HAC P01 BA;
- Measurement SW: DASY52, Version 52.8 (8); SEMCAD X Version 14.6.10 (7331)

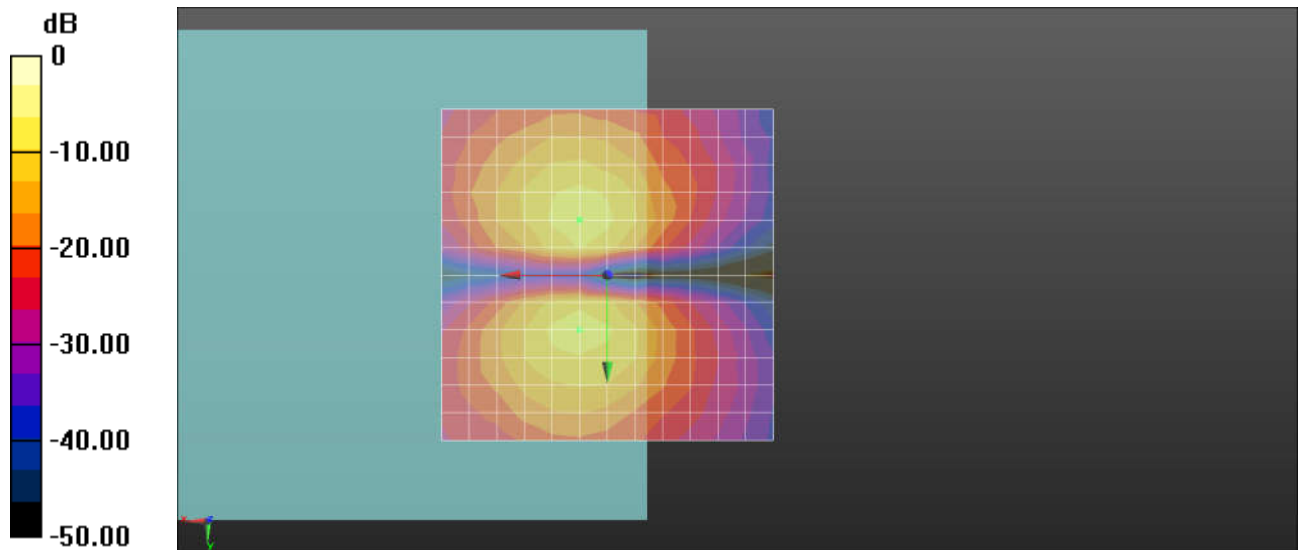
Ch600/y (transversal) 4.2mm 50 x 50/ABM SNR(x,y,z) (13x13x1): Measurement grid:

dx=10mm, dy=10mm

ABM1/ABM2 = 41.95 dB

ABM1 comp = -8.01 dBA/m

Location: 4.2, -8.3, 3.7 mm



0 dB = 1.000 A/m = 0.00 dBA/m

8_CDMA2000_BC10_RC1 SO3_Ch580(Z)

Communication System: UID 0, CDMA2000 (0); Frequency: 820.5 MHz

Medium: Air Medium parameters used: $\sigma = 0$ S/m, $\epsilon_r = 1$; $\rho = 0$ kg/m³

Ambient Temperature : 23.2 °C

DASY5 Configuration:

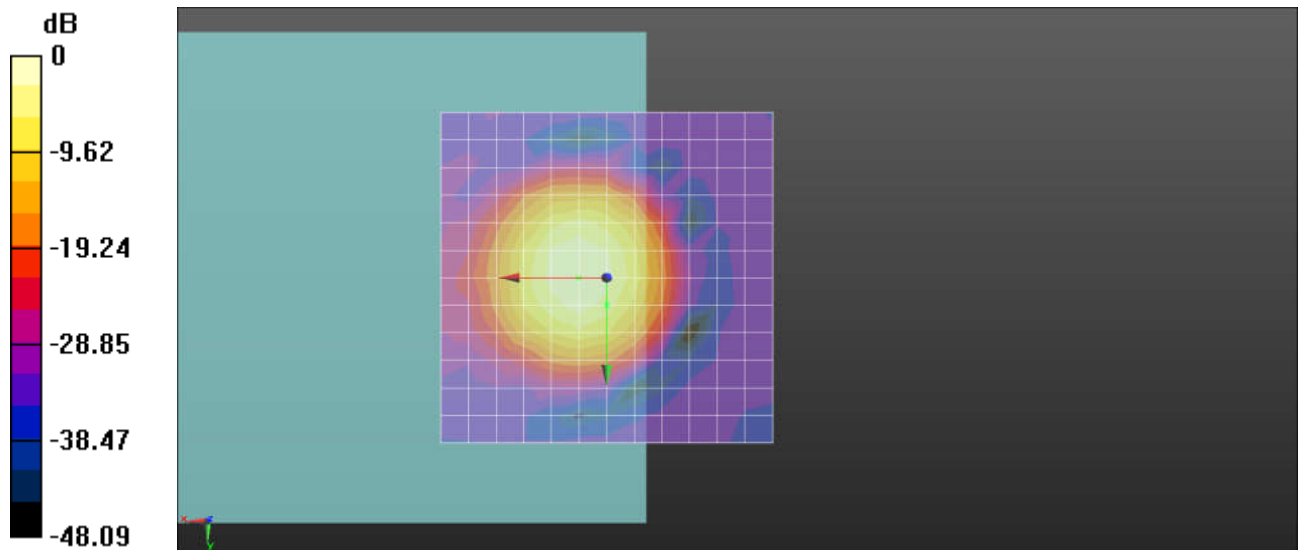
- Probe: AM1DV3 - 3093; ; Calibrated: 2017.5.19
- Sensor-Surface: 0mm (Fix Surface)
- Electronics: DAE4 Sn1326; Calibrated: 2017.9.15
- Phantom: HAC Test Arch with AMCC; Type: SD HAC P01 BA;
- Measurement SW: DASY52, Version 52.8 (8); SEMCAD X Version 14.6.10 (7331)

Ch580/z (axial) 4.2mm 50 x 50/ABM SNR(x,y,z) (13x13x1): Measurement grid: dx=10mm, dy=10mm

ABM1/ABM2 = 46.93 dB

ABM1 comp = -4.44 dBA/m

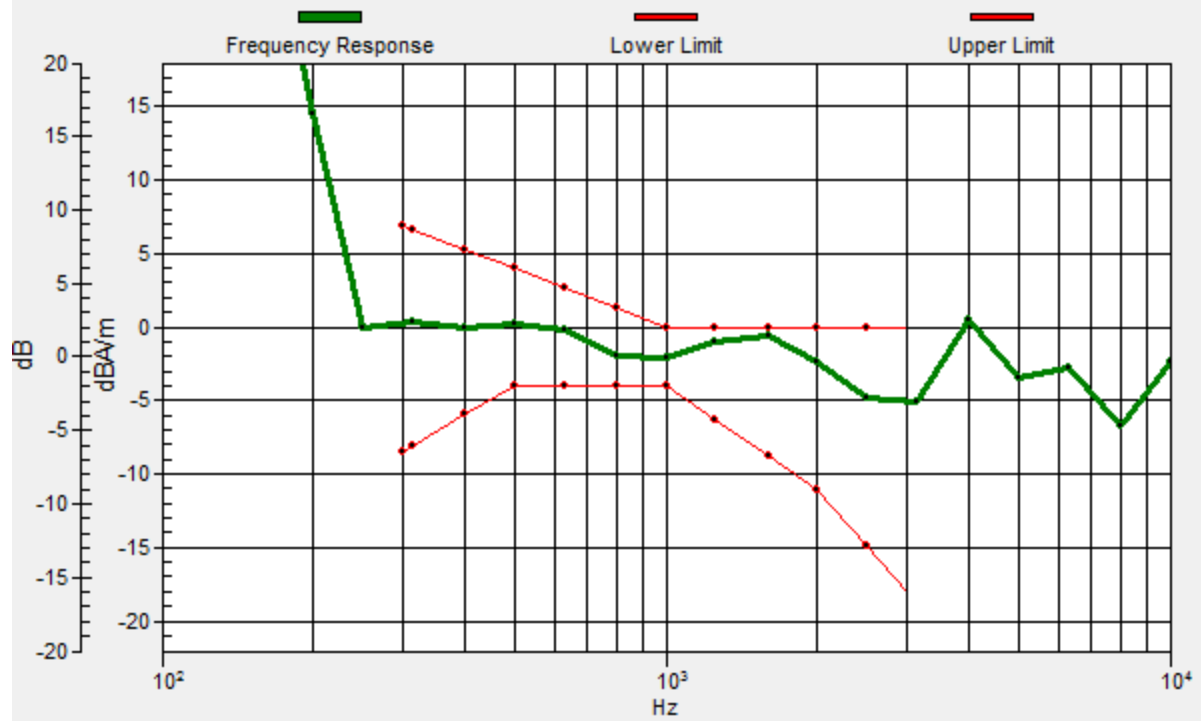
Location: 0, 4.2, 3.7 mm



0 dB = 1.000 A/m = 0.00 dBA/m

Ch580/z (axial) wideband at best S/N/ABM Freq Resp(x,y,z,f)

Loc: 0, 4.2, 3.7 mm Diff: 0.57dB



8_CDMA2000_BC10_RC1 SO3_Ch580(Y)

Communication System: UID 0, CDMA2000 (0); Frequency: 820.5 MHz

Medium: Air Medium parameters used: $\sigma = 0$ S/m, $\epsilon_r = 1$; $\rho = 0$ kg/m³

Ambient Temperature : 23.2 °C

DASY5 Configuration:

- Probe: AM1DV3 - 3093; ; Calibrated: 2017.5.19
- Sensor-Surface: 0mm (Fix Surface)
- Electronics: DAE4 Sn1326; Calibrated: 2017.9.15
- Phantom: HAC Test Arch with AMCC; Type: SD HAC P01 BA;
- Measurement SW: DASY52, Version 52.8 (8); SEMCAD X Version 14.6.10 (7331)

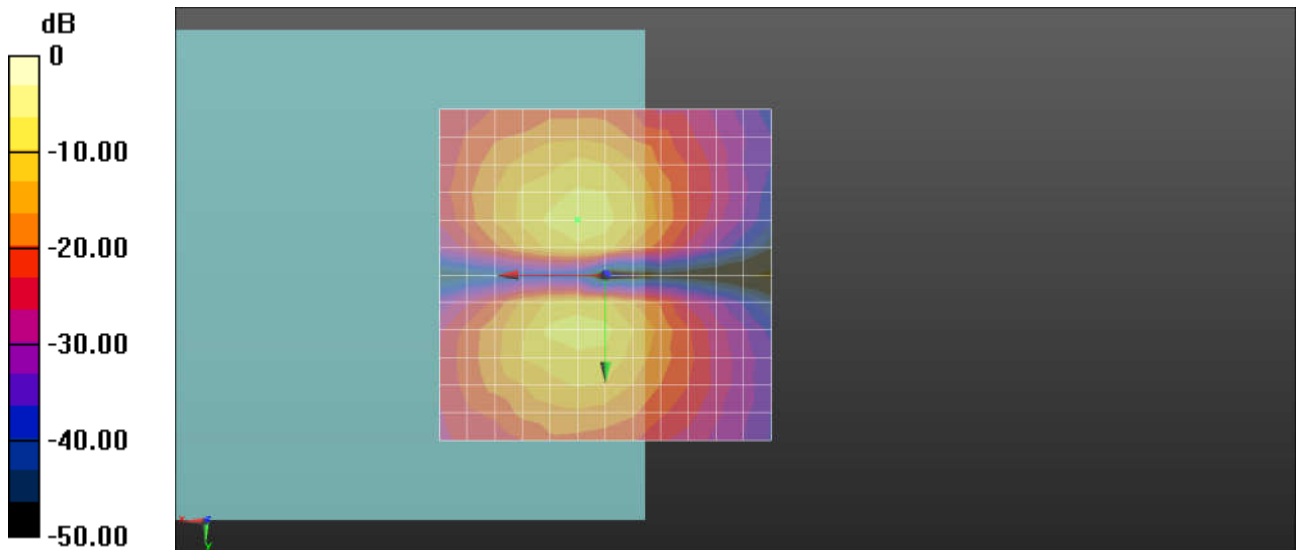
Ch580/y (transversal) 4.2mm 50 x 50/ABM SNR(x,y,z) (13x13x1): Measurement grid:

dx=10mm, dy=10mm

ABM1/ABM2 = 41.57 dB

ABM1 comp = -7.58 dBA/m

Location: 4.2, -8.3, 3.7 mm



0 dB = 1.000 A/m = 0.00 dBA/m

9_HAC_T-Coil_LTE Band 2_20M_QPSK_1RB_0Offset_EVS WB 23.85Kbps_Ch18900(Z)

Communication System: UID 0, FDD_LTE (0); Frequency: 1880 MHz

Medium: Air Medium parameters used: $\sigma = 0$ S/m, $\epsilon_r = 1$; $\rho = 0$ kg/m³

Ambient Temperature : 23.2 °C

DASY5 Configuration:

- Probe: AM1DV3 - 3093; ; Calibrated: 2017.5.19
- Sensor-Surface: 0mm (Fix Surface)
- Electronics: DAE4 Sn1326; Calibrated: 2017.9.15
- Phantom: HAC Test Arch with AMCC; Type: SD HAC P01 BA;
- Measurement SW: DASY52, Version 52.8 (8); SEMCAD X Version 14.6.10 (7331)

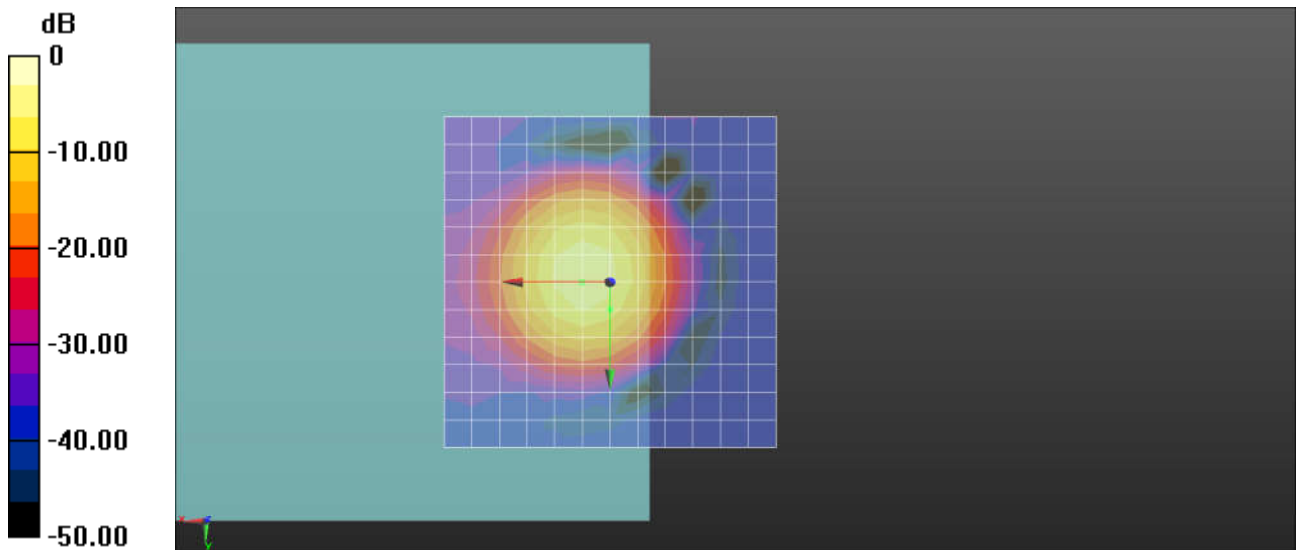
General Scans/z (axial) 4.2mm 50 x 50/ABM SNR(x,y,z) (13x13x1): Measurement grid:

dx=10mm, dy=10mm

ABM1/ABM2 = 38.71 dB

ABM1 comp = -7.85 dBA/m

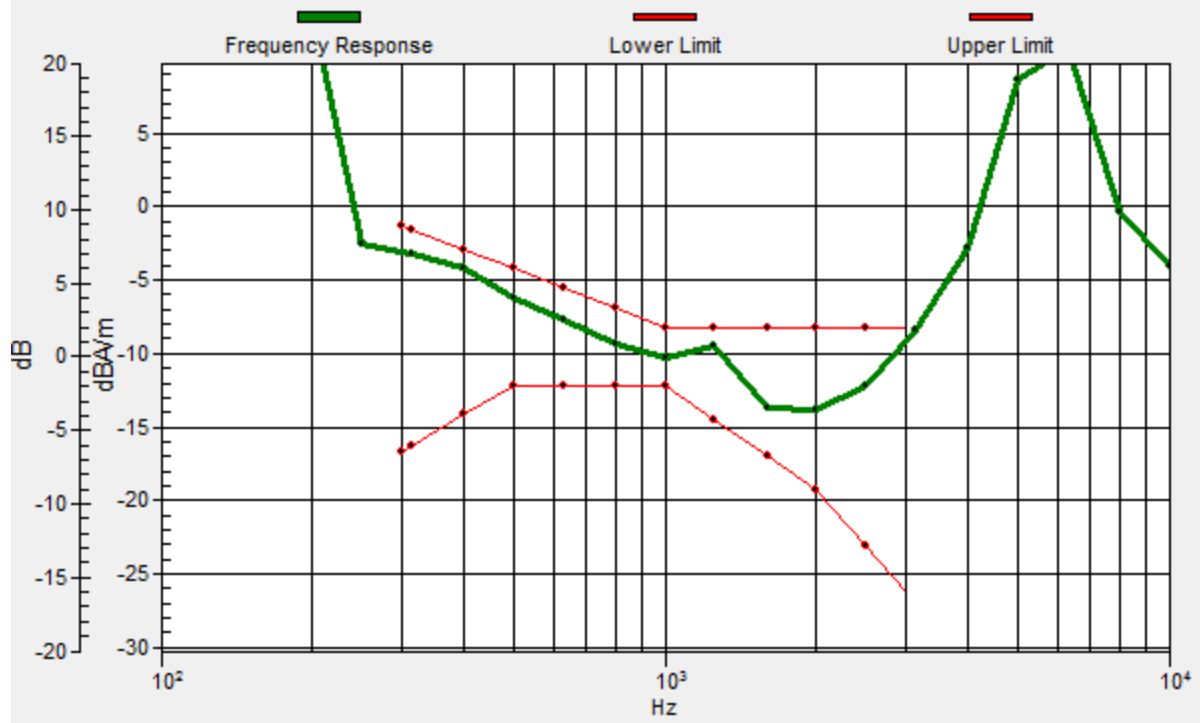
Location: 0, 4.2, 3.7 mm



0 dB = 1.000 A/m = 0.00 dBA/m

General Scans/z (axial) wideband at best S/N/ABM Freq Resp(x,y,z,f)

Loc: 0, 4.2, 3.7 mm Diff: 1.1dB



9_HAC_T-Coil_LTE Band 2_20M_QPSK_1RB_0Offset_EVS WB 23.85Kbps_Ch18900(Y)

Communication System: UID 0, FDD_LTE (0); Frequency: 1880 MHz

Medium: Air Medium parameters used: $\sigma = 0$ S/m, $\epsilon_r = 1$; $\rho = 0$ kg/m³

Ambient Temperature : 23.2 °C

DASY5 Configuration:

- Probe: AM1DV3 - 3093; ; Calibrated: 2017.5.19
- Sensor-Surface: 0mm (Fix Surface)
- Electronics: DAE4 Sn1326; Calibrated: 2017.9.15
- Phantom: HAC Test Arch with AMCC; Type: SD HAC P01 BA;
- Measurement SW: DASY52, Version 52.8 (8); SEMCAD X Version 14.6.10 (7331)

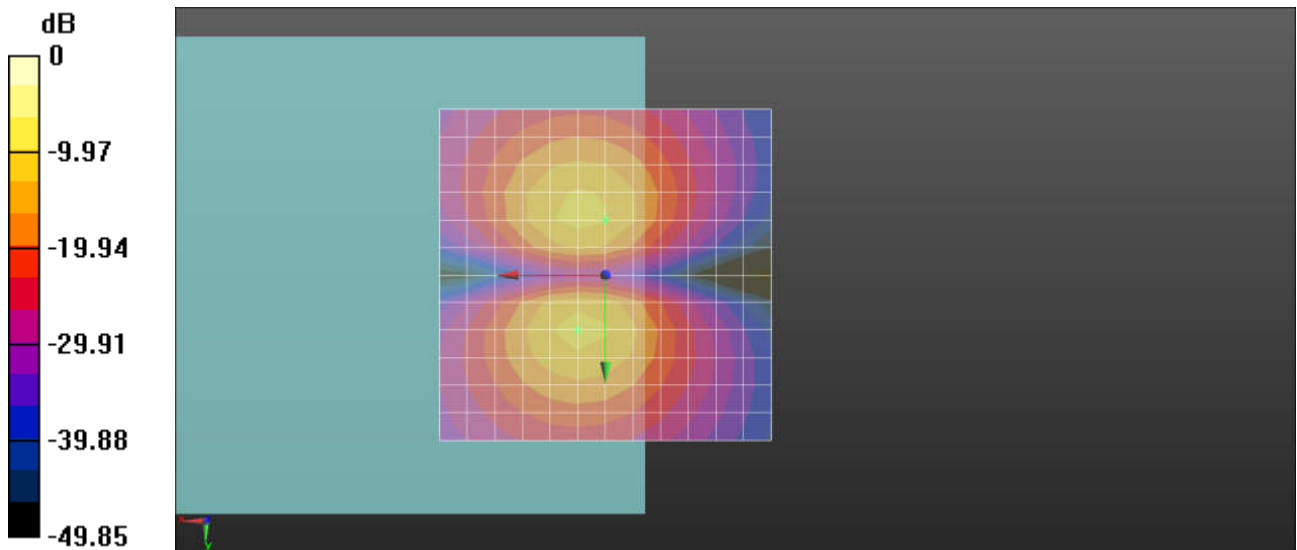
General Scans/y (transversal) 4.2mm 50 x 50/ABM SNR(x,y,z) (13x13x1): Measurement

grid: dx=10mm, dy=10mm

ABM1/ABM2 = 36.08 dB

ABM1 comp = -12.90 dBA/m

Location: 0, -8.3, 3.7 mm



0 dB = 1.000 A/m = 0.00 dBA/m

10_HAC_T-Coil_LTE Band 4_20M_QPSK_1RB_0Offset_EVS WB 23.85Kbps_Ch20175(Z)

Communication System: UID 0, FDD_LTE (0); Frequency: 1732.5 MHz

Medium: Air Medium parameters used: $\sigma = 0$ S/m, $\epsilon_r = 1$; $\rho = 0$ kg/m³

Ambient Temperature : 23.5 °C

DASY5 Configuration:

- Probe: AM1DV3 - 3093; ; Calibrated: 2017.5.19
- Sensor-Surface: 0mm (Fix Surface)
- Electronics: DAE4 Sn1326; Calibrated: 2017.9.15
- Phantom: HAC Test Arch with AMCC; Type: SD HAC P01 BA;
- Measurement SW: DASY52, Version 52.8 (8); SEMCAD X Version 14.6.10 (7331)


General Scans/z (axial) 4.2mm 50 x 50/ABM SNR(x,y,z) (13x13x1): Measurement grid:

dx=10mm, dy=10mm

ABM1/ABM2 = 36.52 dB

ABM1 comp = -6.80 dBA/m

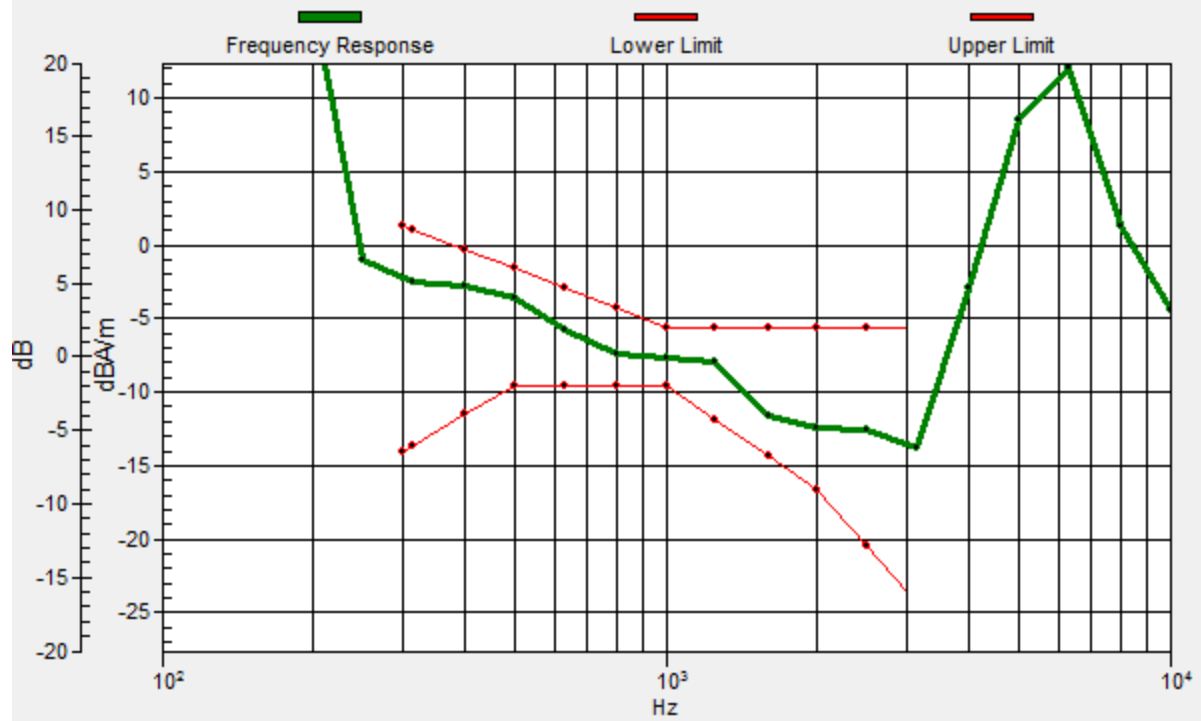
Location: 4.2, 4.2, 3.7 mm



0 dB = 1.000 A/m = 0.00 dBA/m

General Scans/z (axial) wideband at best S/N/ABM Freq Resp(x,y,z,f)

Loc: 4.2, 4.2, 3.7 mm Diff: 1.94dB



10_HAC_T-Coil_LTE Band 4_20M_QPSK_1RB_0Offset_EVS WB 23.85Kbps_Ch20175(Y)

Communication System: UID 0, FDD_LTE (0); Frequency: 1732.5 MHz

Medium: Air Medium parameters used: $\sigma = 0$ S/m, $\epsilon_r = 1$; $\rho = 0$ kg/m³

Ambient Temperature : 23.5 °C

DASY5 Configuration:

- Probe: AM1DV3 - 3093; ; Calibrated: 2017.5.19
- Sensor-Surface: 0mm (Fix Surface)
- Electronics: DAE4 Sn1326; Calibrated: 2017.9.15
- Phantom: HAC Test Arch with AMCC; Type: SD HAC P01 BA;
- Measurement SW: DASY52, Version 52.8 (8); SEMCAD X Version 14.6.10 (7331)

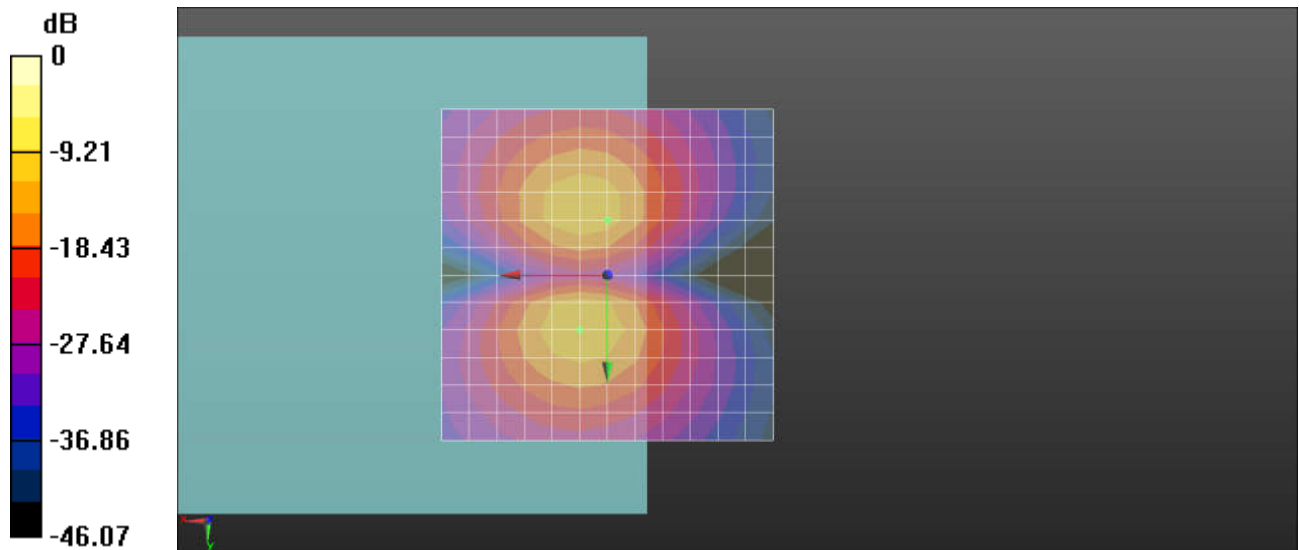
General Scans/y (transversal) 4.2mm 50 x 50/ABM SNR(x,y,z) (13x13x1): Measurement

grid: dx=10mm, dy=10mm

ABM1/ABM2 = 36.89 dB

ABM1 comp = -13.62 dBA/m

Location: 0, -8.3, 3.7 mm



0 dB = 1.000 A/m = 0.00 dBA/m

11_HAC_T-Coil_LTE Band 5_10M_QPSK_1RB_offset_EVS WB 23.85Kbps_Ch20525(Z)

Communication System: UID 0, FDD_LTE (0); Frequency: 836.5 MHz

Medium: Air Medium parameters used: $\sigma = 0$ S/m, $\epsilon_r = 1$; $\rho = 0$ kg/m³

Ambient Temperature : 23.5 °C

DASY5 Configuration:

- Probe: AM1DV3 - 3093; ; Calibrated: 2017.5.19
- Sensor-Surface: 0mm (Fix Surface)
- Electronics: DAE4 Sn1326; Calibrated: 2017.9.15
- Phantom: HAC Test Arch with AMCC; Type: SD HAC P01 BA;
- Measurement SW: DASY52, Version 52.8 (8); SEMCAD X Version 14.6.10 (7331)

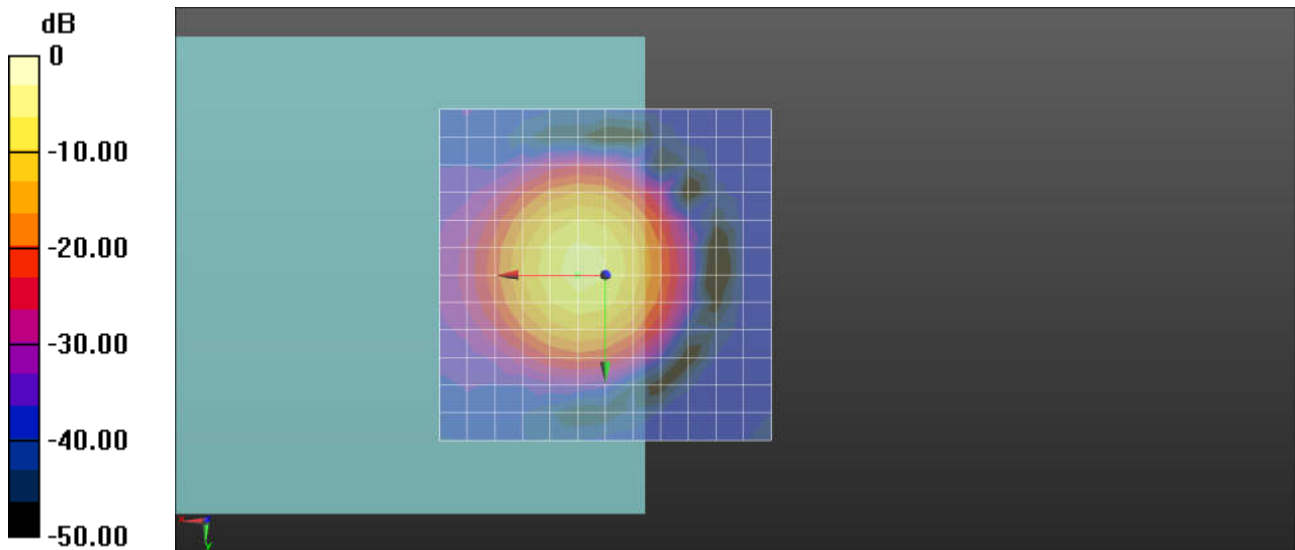
General Scans/z (axial) 4.2mm 50 x 50/ABM SNR(x,y,z) (13x13x1): Measurement grid:

dx=10mm, dy=10mm

ABM1/ABM2 = 37.23 dB

ABM1 comp = -6.32 dBA/m

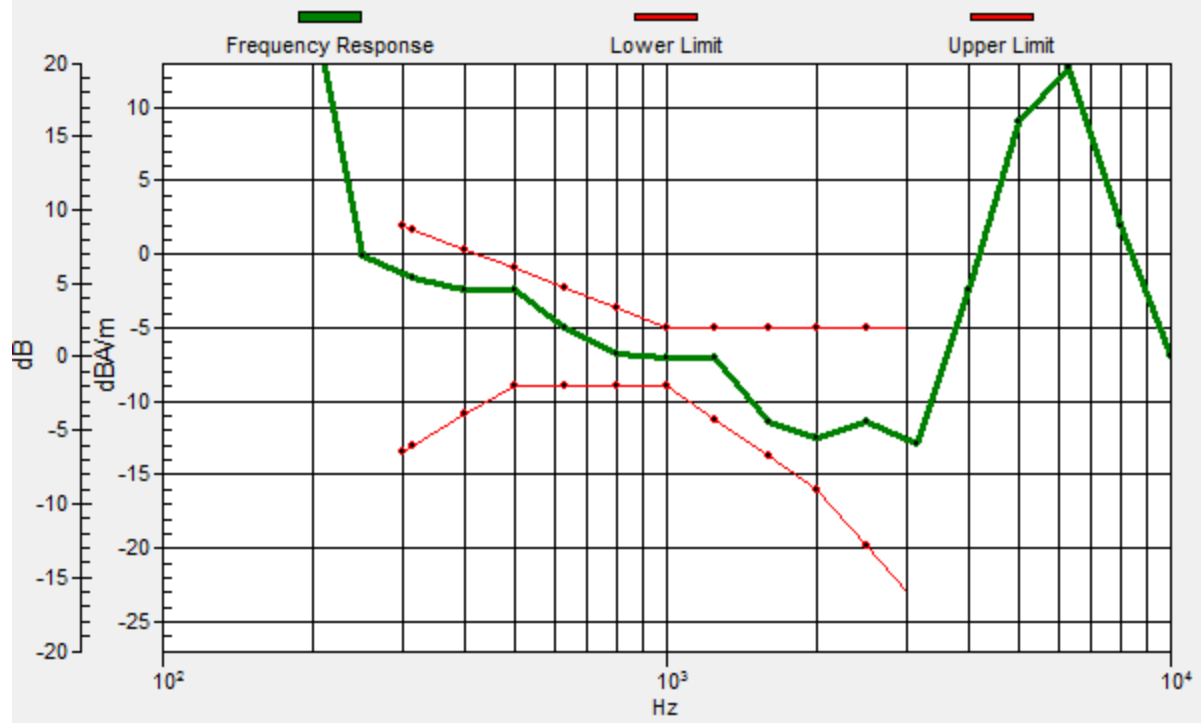
Location: 0, 0, 3.7 mm



0 dB = 1.000 A/m = 0.00 dBA/m

General Scans/z (axial) wideband at best S/N/ABM Freq Resp(x,y,z,f)

Loc: 0, 0, 3.7 mm Diff: 1.41dB



11_HAC_T-Coil_LTE Band 5_10M_QPSK_1RB_0Offset_EVS WB 23.85Kbps_Ch20525(Y)

Communication System: UID 0, FDD_LTE (0); Frequency: 836.5 MHz

Medium: Air Medium parameters used: $\sigma = 0$ S/m, $\epsilon_r = 1$; $\rho = 0$ kg/m³

Ambient Temperature : 23.5 °C

DASY5 Configuration:

- Probe: AM1DV3 - 3093; ; Calibrated: 2017.5.19
- Sensor-Surface: 0mm (Fix Surface)
- Electronics: DAE4 Sn1326; Calibrated: 2017.9.15
- Phantom: HAC Test Arch with AMCC; Type: SD HAC P01 BA;
- Measurement SW: DASY52, Version 52.8 (8); SEMCAD X Version 14.6.10 (7331)

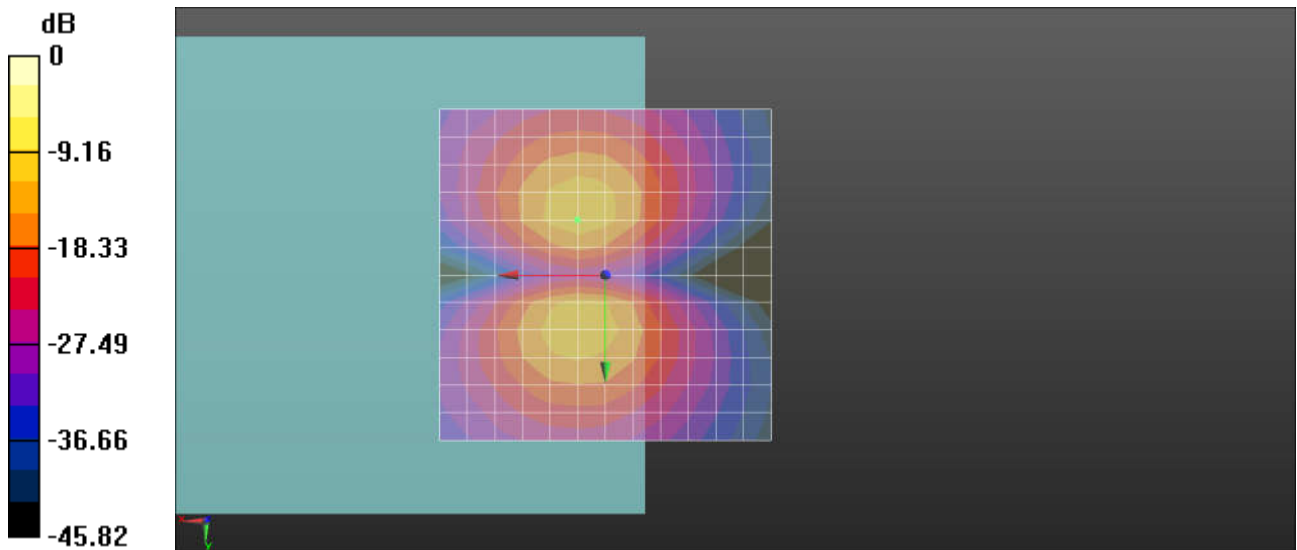
General Scans/y (transversal) 4.2mm 50 x 50/ABM SNR(x,y,z) (13x13x1): Measurement

grid: dx=10mm, dy=10mm

ABM1/ABM2 = 35.82 dB

ABM1 comp = -12.66 dBA/m

Location: 4.2, -8.3, 3.7 mm



0 dB = 1.000 A/m = 0.00 dBA/m

12_HAC_T-Coil_LTE Band 7_20M_QPSK_1RB_0Offset_EVS WB 23.85Kbps_Ch21100(Z)

Communication System: UID 0, FDD_LTE (0); Frequency: 2535 MHz

Medium: Air Medium parameters used: $\sigma = 0$ S/m, $\epsilon_r = 1$; $\rho = 0$ kg/m³

Ambient Temperature : 23.5 °C

DASY5 Configuration:

- Probe: AM1DV3 - 3093; ; Calibrated: 2017.5.19
- Sensor-Surface: 0mm (Fix Surface)
- Electronics: DAE4 Sn1326; Calibrated: 2017.9.15
- Phantom: HAC Test Arch with AMCC; Type: SD HAC P01 BA;
- Measurement SW: DASY52, Version 52.8 (8); SEMCAD X Version 14.6.10 (7331)

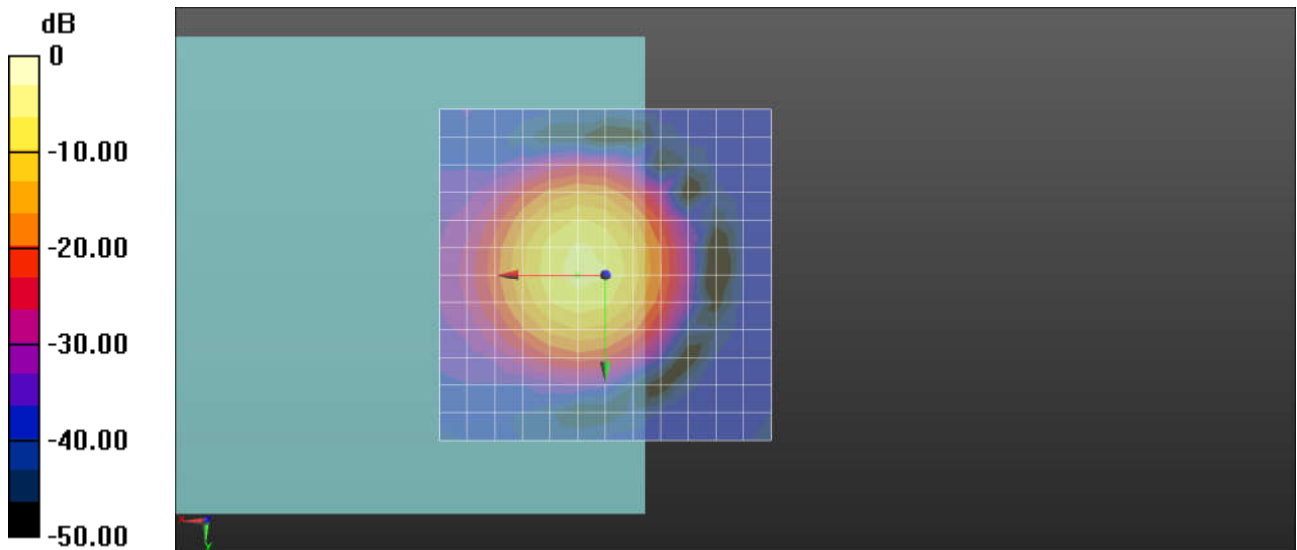
General Scans/z (axial) 4.2mm 50 x 50/ABM SNR(x,y,z) (13x13x1): Measurement grid:

dx=10mm, dy=10mm

ABM1/ABM2 = 37.34 dB

ABM1 comp = -6.28 dBA/m

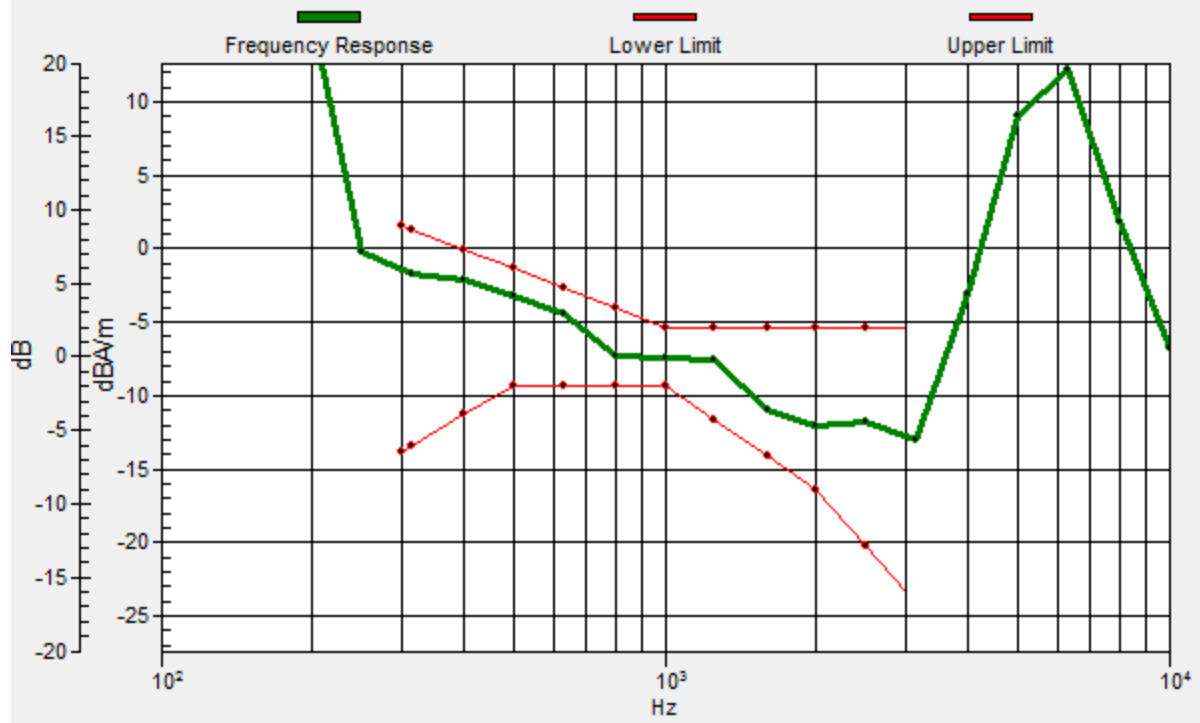
Location: 0, 0, 3.7 mm



0 dB = 1.000 A/m = 0.00 dBA/m

General Scans/z (axial) wideband at best S/N/ABM Freq Resp(x,y,z,f)

Loc: 0, 0, 3.7 mm Diff: 1.68dB



12_HAC_T-Coil_LTE Band 7_20M_QPSK_1RB_0Offset_EVS WB 23.85Kbps_Ch21100(Y)

Communication System: UID 0, FDD_LTE (0); Frequency: 2535 MHz

Medium: Air Medium parameters used: $\sigma = 0$ S/m, $\epsilon_r = 1$; $\rho = 0$ kg/m³

Ambient Temperature : 23.5 °C

DASY5 Configuration:

- Probe: AM1DV3 - 3093; ; Calibrated: 2017.5.19
- Sensor-Surface: 0mm (Fix Surface)
- Electronics: DAE4 Sn1326; Calibrated: 2017.9.15
- Phantom: HAC Test Arch with AMCC; Type: SD HAC P01 BA;
- Measurement SW: DASY52, Version 52.8 (8); SEMCAD X Version 14.6.10 (7331)

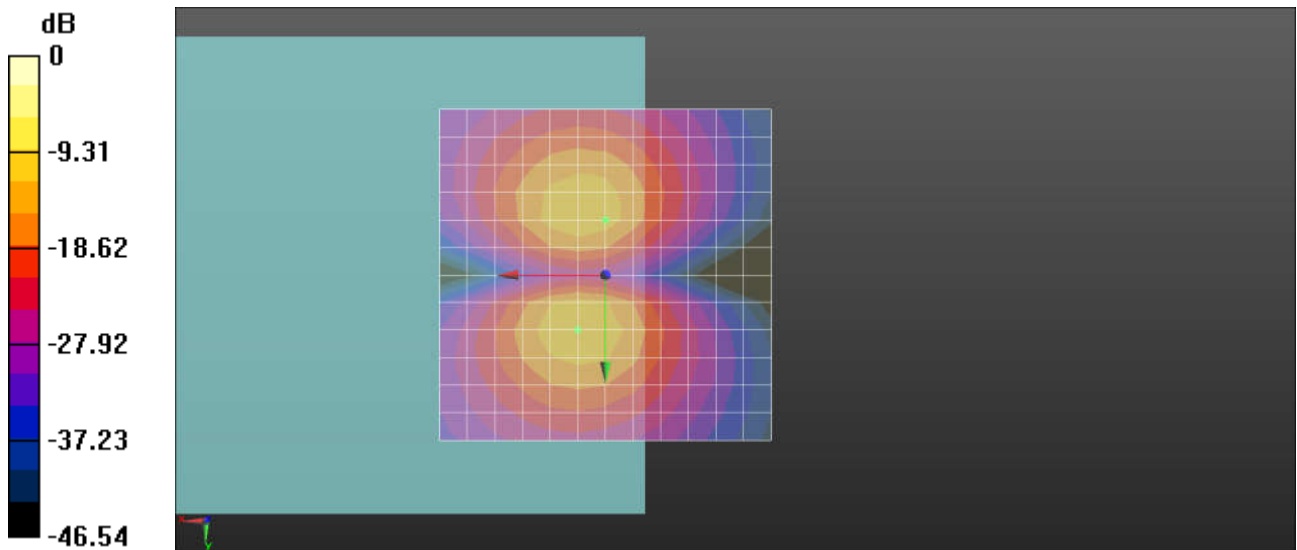
General Scans/y (transversal) 4.2mm 50 x 50/ABM SNR(x,y,z) (13x13x1): Measurement

grid: dx=10mm, dy=10mm

ABM1/ABM2 = 36.99 dB

ABM1 comp = -13.65 dBA/m

Location: 0, -8.3, 3.7 mm



0 dB = 1.000 A/m = 0.00 dBA/m

13_HAC_T-Coil_LTE Band 12_10M_QPSK_1RB_0Offset_EVS WB 23.85Kbps_Ch23095(Z)

Communication System: UID 0, FDD_LTE (0); Frequency: 707.5 MHz

Medium: Air Medium parameters used: $\sigma = 0$ S/m, $\epsilon_r = 1$; $\rho = 0$ kg/m³

Ambient Temperature : 23.5 °C

DASY5 Configuration:

- Probe: AM1DV3 - 3093; ; Calibrated: 2017.5.19
- Sensor-Surface: 0mm (Fix Surface)
- Electronics: DAE4 Sn1326; Calibrated: 2017.9.15
- Phantom: HAC Test Arch with AMCC; Type: SD HAC P01 BA;
- Measurement SW: DASY52, Version 52.8 (8); SEMCAD X Version 14.6.10 (7331)

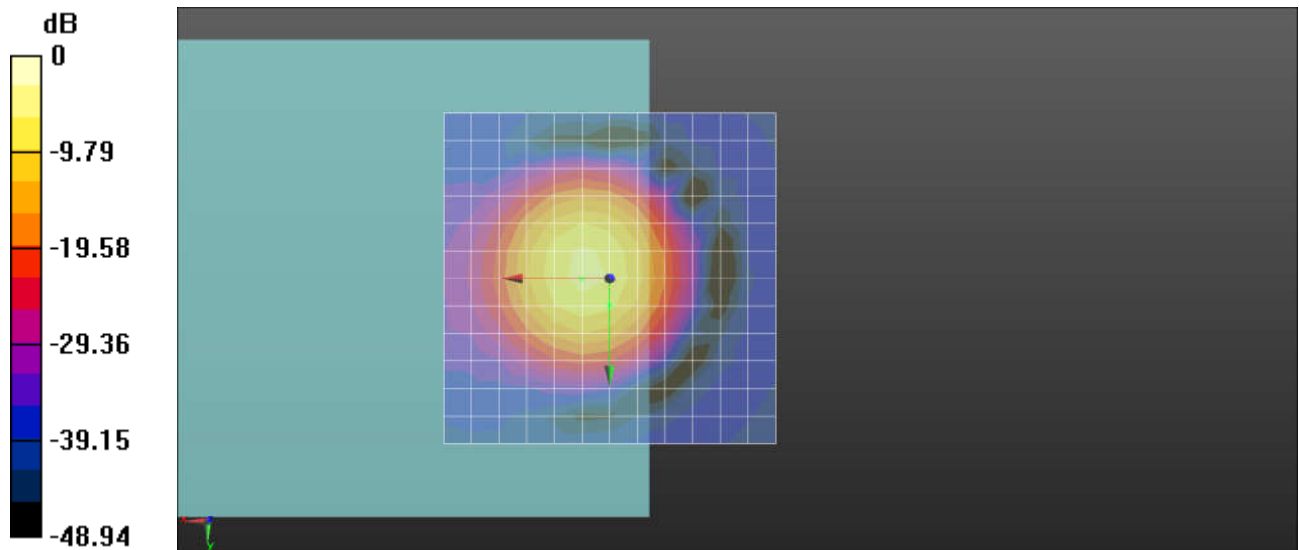
General Scans/z (axial) 4.2mm 50 x 50/ABM SNR(x,y,z) (13x13x1): Measurement grid:

dx=10mm, dy=10mm

ABM1/ABM2 = 38.17 dB

ABM1 comp = -8.64 dBA/m

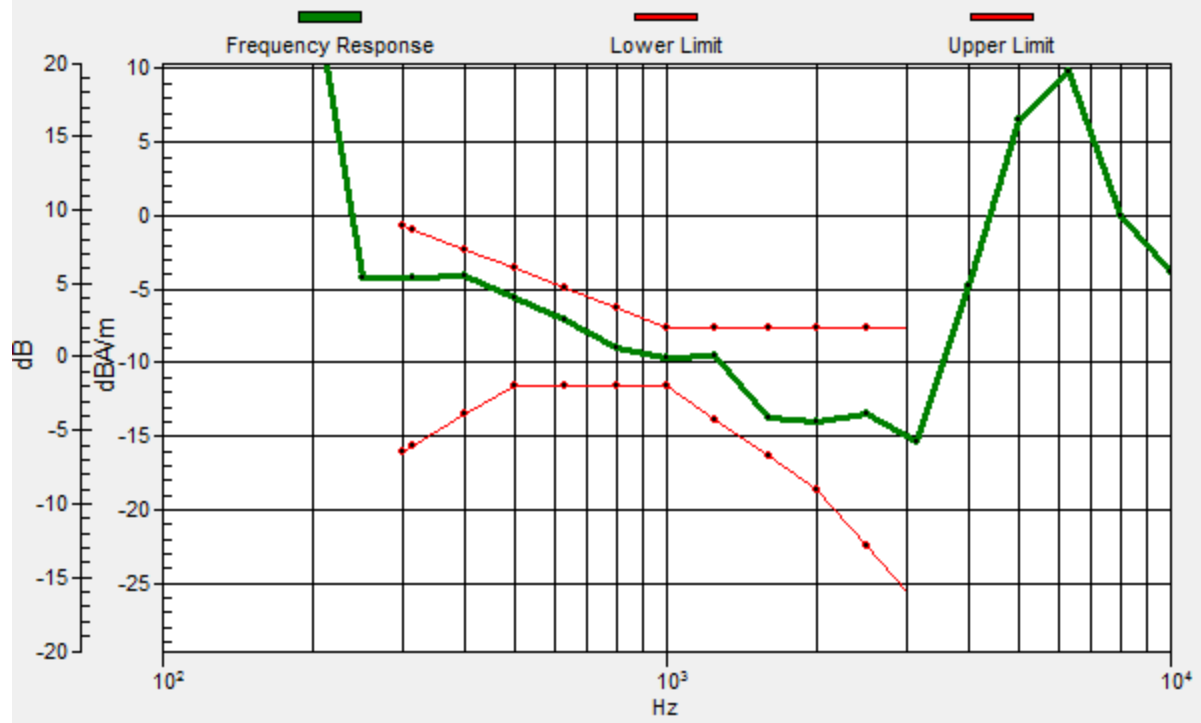
Location: 0, 4.2, 3.7 mm



0 dB = 1.000 A/m = 0.00 dBA/m

General Scans/z (axial) wideband at best S/N/ABM Freq Resp(x,y,z,f)

Loc: 0, 4.2, 3.7 mm Diff: 1.83dB



13_HAC_T-Coil_LTE Band 12_10M_QPSK_1RB_0Offset_EVS WB 23.85Kbps_Ch23095(Y)

Communication System: UID 0, FDD_LTE (0); Frequency: 707.5 MHz

Medium: Air Medium parameters used: $\sigma = 0$ S/m, $\epsilon_r = 1$; $\rho = 0$ kg/m³

Ambient Temperature : 23.5 °C

DASY5 Configuration:

- Probe: AM1DV3 - 3093; ; Calibrated: 2017.5.19
- Sensor-Surface: 0mm (Fix Surface)
- Electronics: DAE4 Sn1326; Calibrated: 2017.9.15
- Phantom: HAC Test Arch with AMCC; Type: SD HAC P01 BA;
- Measurement SW: DASY52, Version 52.8 (8); SEMCAD X Version 14.6.10 (7331)

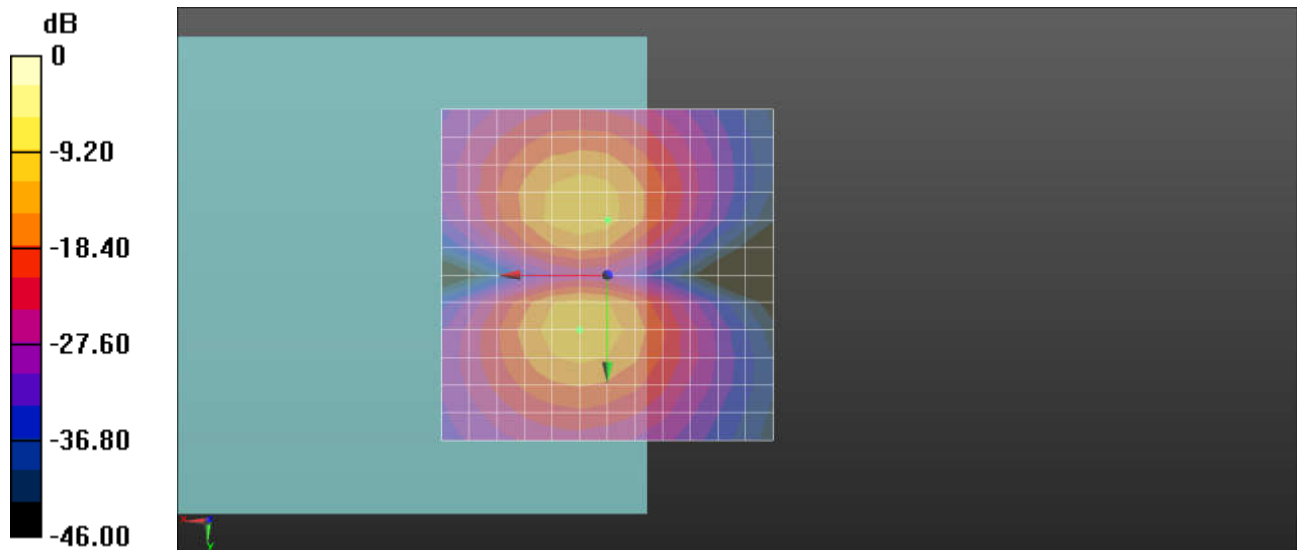
General Scans/y (transversal) 4.2mm 50 x 50/ABM SNR(x,y,z) (13x13x1): Measurement

grid: dx=10mm, dy=10mm

ABM1/ABM2 = 36.75 dB

ABM1 comp = -13.97 dBA/m

Location: 0, -8.3, 3.7 mm



0 dB = 1.000 A/m = 0.00 dBA/m

14_HAC_T-Coil_LTE Band 13_10M_QPSK_1RB_0Offset_EVS WB 23.85Kbps_Ch23230(Z)

Communication System: UID 0, FDD_LTE (0); Frequency: 782 MHz

Medium: Air Medium parameters used: $\sigma = 0$ S/m, $\epsilon_r = 1$; $\rho = 0$ kg/m³

Ambient Temperature : 23.5 °C

DASY5 Configuration:

- Probe: AM1DV3 - 3093; ; Calibrated: 2017.5.19
- Sensor-Surface: 0mm (Fix Surface)
- Electronics: DAE4 Sn1326; Calibrated: 2017.9.15
- Phantom: HAC Test Arch with AMCC; Type: SD HAC P01 BA;
- Measurement SW: DASY52, Version 52.8 (8); SEMCAD X Version 14.6.10 (7331)

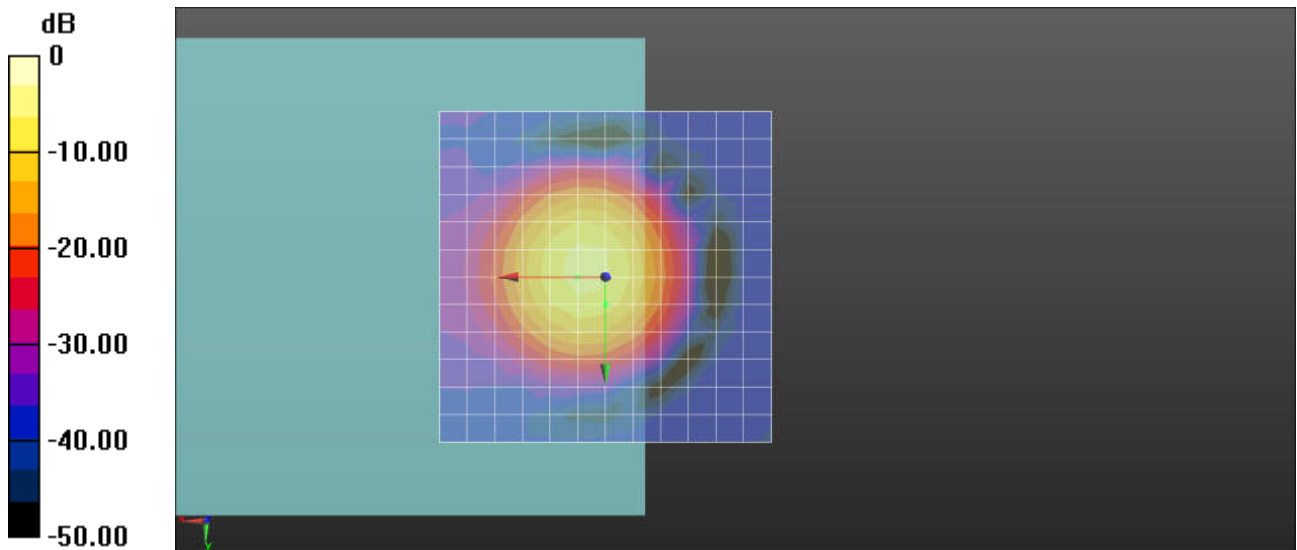
General Scans/z (axial) 4.2mm 50 x 50/ABM SNR(x,y,z) (13x13x1): Measurement grid:

dx=10mm, dy=10mm

ABM1/ABM2 = 36.27 dB

ABM1 comp = -7.90 dBA/m

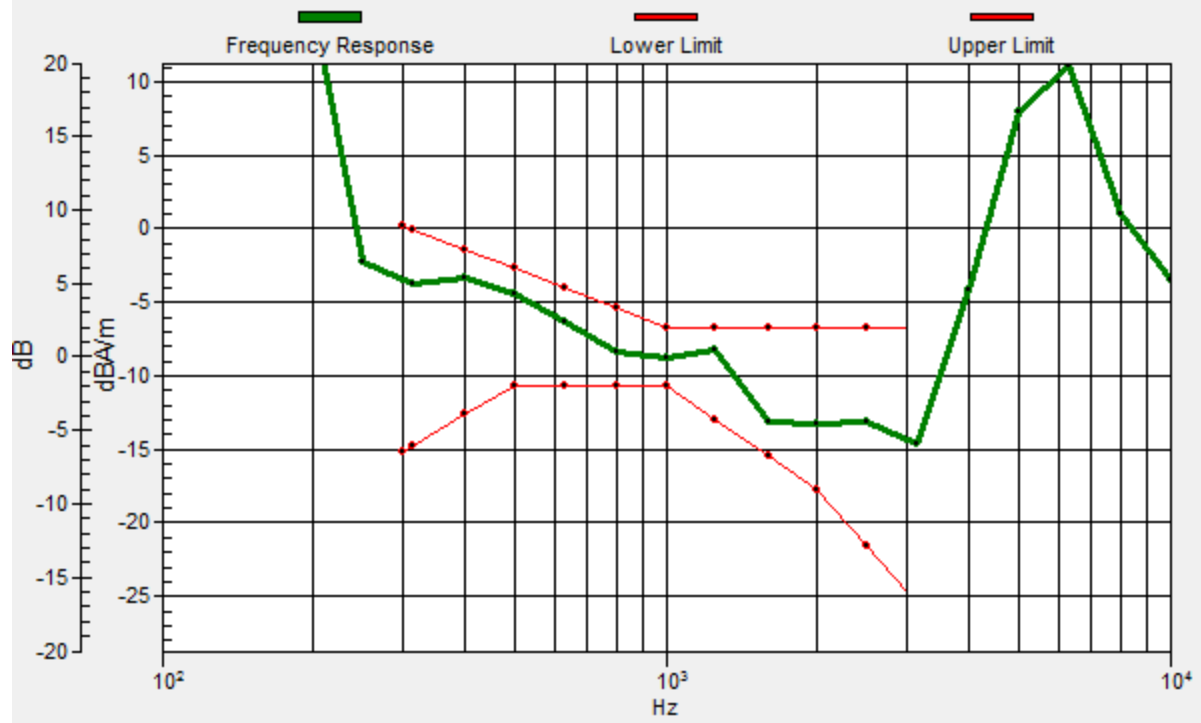
Location: 0, 4.2, 3.7 mm



0 dB = 1.000 A/m = 0.00 dBA/m

General Scans/z (axial) wideband at best S/N/ABM Freq Resp(x,y,z,f)

Loc: 0, 4.2, 3.7 mm Diff: 1.52dB



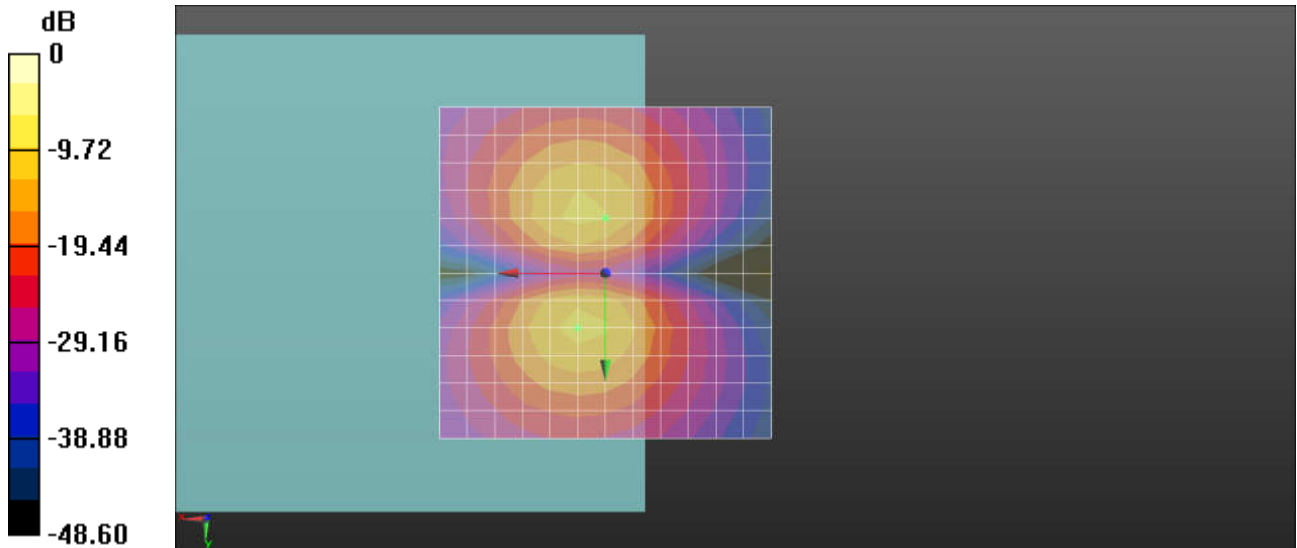
14_HAC_T-Coil_LTE Band 13_10M_QPSK_1RB_0Offset_EVS WB 23.85Kbps_Ch23230(Y)

Communication System: UID 0, FDD_LTE (0); Frequency: 782 MHz
Medium: Air Medium parameters used: $\sigma = 0$ S/m, $\epsilon_r = 1$; $\rho = 0$ kg/m³
Ambient Temperature : 23.5 °C

DASY5 Configuration:

- Probe: AM1DV3 - 3093; ; Calibrated: 2017.5.19
- Sensor-Surface: 0mm (Fix Surface)
- Electronics: DAE4 Sn1326; Calibrated: 2017.9.15
- Phantom: HAC Test Arch with AMCC; Type: SD HAC P01 BA;
- Measurement SW: DASY52, Version 52.8 (8); SEMCAD X Version 14.6.10 (7331)

General Scans/y (transversal) 4.2mm 50 x 50/ABM SNR(x,y,z) (13x13x1): Measurement grid: dx=10mm, dy=10mm
ABM1/ABM2 = 36.18 dB
ABM1 comp = -12.75 dBA/m
Location: 0, -8.3, 3.7 mm



0 dB = 1.000 A/m = 0.00 dBA/m

15_HAC_T-Coil_LTE Band 17_10M_QPSK_1RB_0Offset_EVS WB 23.85Kbps_Ch23790(Z)

Communication System: UID 0, FDD_LTE (0); Frequency: 710 MHz

Medium: Air Medium parameters used: $\sigma = 0$ S/m, $\epsilon_r = 1$; $\rho = 0$ kg/m³

Ambient Temperature : 23.5 °C

DASY5 Configuration:

- Probe: AM1DV3 - 3093; ; Calibrated: 2017.5.19
- Sensor-Surface: 0mm (Fix Surface)
- Electronics: DAE4 Sn1326; Calibrated: 2017.9.15
- Phantom: HAC Test Arch with AMCC; Type: SD HAC P01 BA;
- Measurement SW: DASY52, Version 52.8 (8); SEMCAD X Version 14.6.10 (7331)

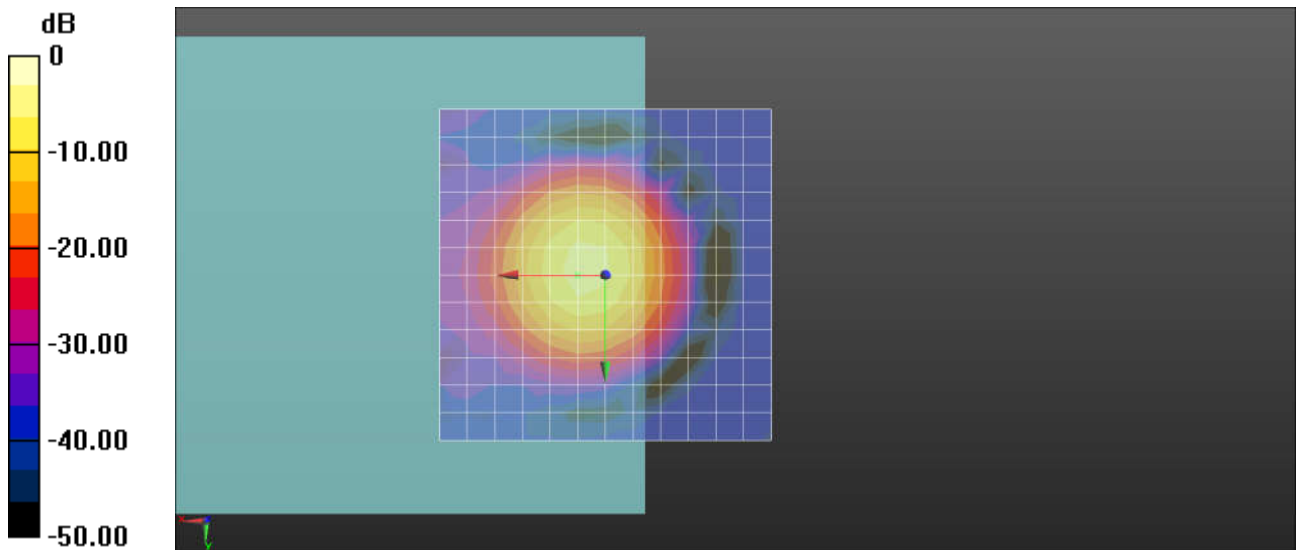
General Scans/z (axial) 4.2mm 50 x 50/ABM SNR(x,y,z) (13x13x1): Measurement grid:

dx=10mm, dy=10mm

ABM1/ABM2 = 35.36 dB

ABM1 comp = -5.73 dBA/m

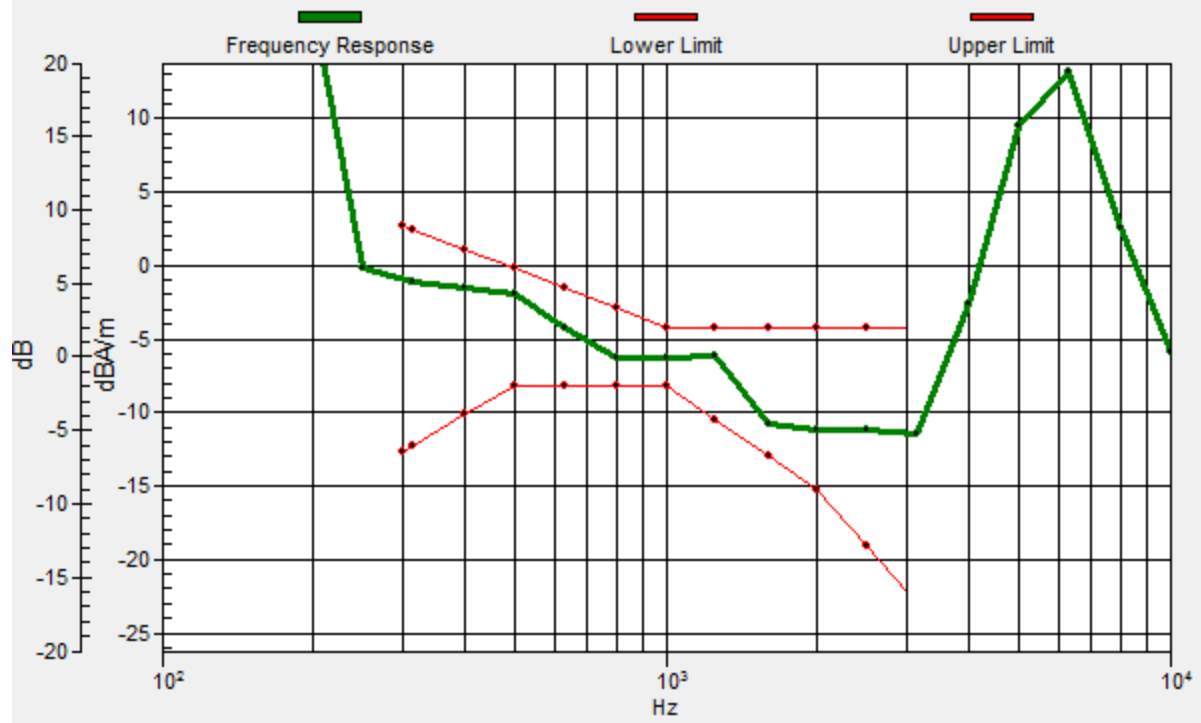
Location: 0, 0, 3.7 mm



0 dB = 1.000 A/m = 0.00 dBA/m

General Scans/z (axial) wideband at best S/N/ABM Freq Resp(x,y,z,f)

Loc: 0, 0, 3.7 mm Diff: 1.73dB



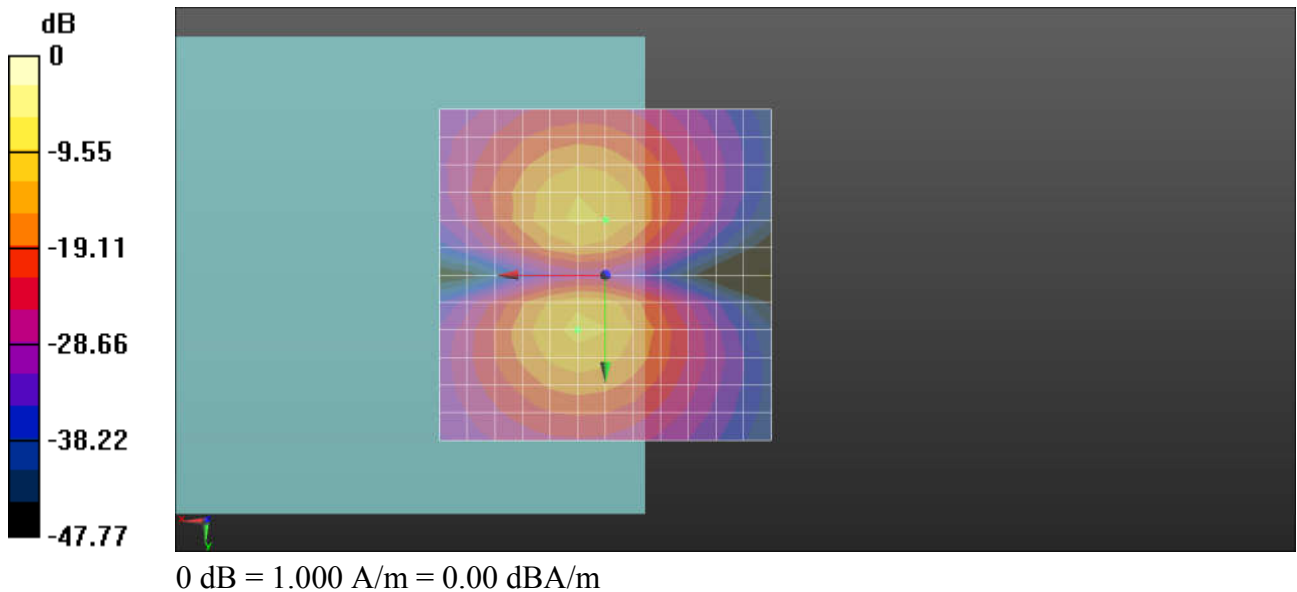
15_HAC_T-Coil_LTE Band 17_10M_QPSK_1RB_0Offset_EVS WB 23.85Kbps_Ch23790(Y)

Communication System: UID 0, FDD_LTE (0); Frequency: 710 MHz
Medium: Air Medium parameters used: $\sigma = 0$ S/m, $\epsilon_r = 1$; $\rho = 0$ kg/m³
Ambient Temperature : 23.5 °C

DASY5 Configuration:

- Probe: AM1DV3 - 3093; ; Calibrated: 2017.5.19
- Sensor-Surface: 0mm (Fix Surface)
- Electronics: DAE4 Sn1326; Calibrated: 2017.9.15
- Phantom: HAC Test Arch with AMCC; Type: SD HAC P01 BA;
- Measurement SW: DASY52, Version 52.8 (8); SEMCAD X Version 14.6.10 (7331)

General Scans/y (transversal) 4.2mm 50 x 50/ABM SNR(x,y,z) (13x13x1): Measurement grid: dx=10mm, dy=10mm
ABM1/ABM2 = 36.45 dB
ABM1 comp = -12.76 dBA/m
Location: 0, -8.3, 3.7 mm



16_HAC_T-Coil_LTE Band 25_20M_QPSK_1RB_0Offset_EVS WB 23.85Kbps_Ch26340(Z)

Communication System: UID 0, FDD_LTE (0); Frequency: 1880 MHz

Medium: Air Medium parameters used: $\sigma = 0$ S/m, $\epsilon_r = 1$; $\rho = 0$ kg/m³

Ambient Temperature : 23.5 °C

DASY5 Configuration:

- Probe: AM1DV3 - 3093; ; Calibrated: 2017.5.19
- Sensor-Surface: 0mm (Fix Surface)
- Electronics: DAE4 Sn1326; Calibrated: 2017.9.15
- Phantom: HAC Test Arch with AMCC; Type: SD HAC P01 BA;
- Measurement SW: DASY52, Version 52.8 (8); SEMCAD X Version 14.6.10 (7331)

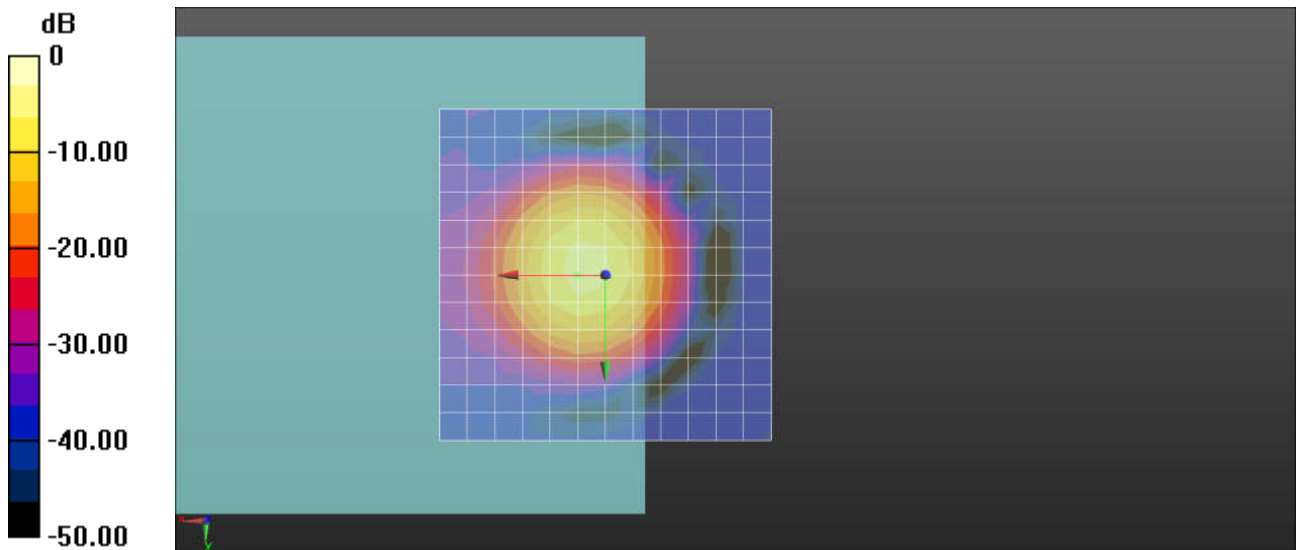
General Scans/z (axial) 4.2mm 50 x 50/ABM SNR(x,y,z) (13x13x1): Measurement grid:

dx=10mm, dy=10mm

ABM1/ABM2 = 36.28 dB

ABM1 comp = -5.79 dBA/m

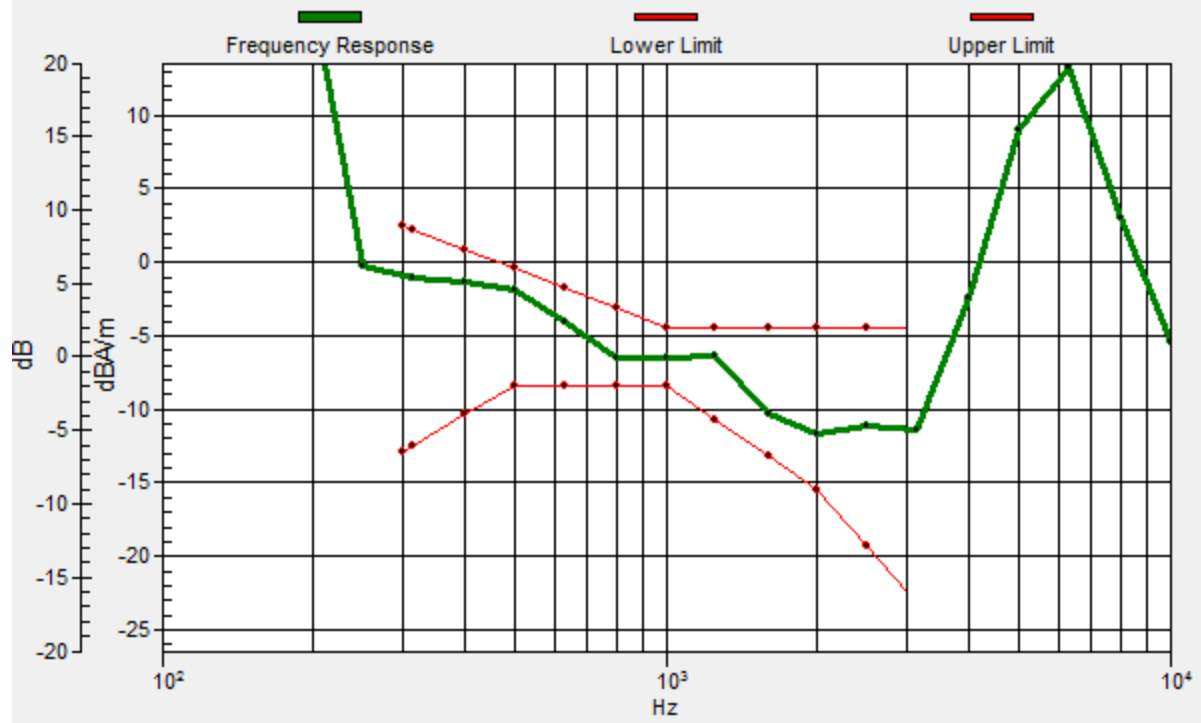
Location: 0, 0, 3.7 mm



0 dB = 1.000 A/m = 0.00 dBA/m

General Scans/z (axial) wideband at best S/N/ABM Freq Resp(x,y,z,f)

Loc: 0, 0, 3.7 mm Diff: 1.41dB



16_HAC_T-Coil_LTE Band 25_20M_QPSK_1RB_0Offset_EVS WB 23.85Kbps_Ch26340(Y)

Communication System: UID 0, FDD_LTE (0); Frequency: 1880 MHz

Medium: Air Medium parameters used: $\sigma = 0$ S/m, $\epsilon_r = 1$; $\rho = 0$ kg/m³

Ambient Temperature : 23.5 °C

DASY5 Configuration:

- Probe: AM1DV3 - 3093; ; Calibrated: 2017.5.19
- Sensor-Surface: 0mm (Fix Surface)
- Electronics: DAE4 Sn1326; Calibrated: 2017.9.15
- Phantom: HAC Test Arch with AMCC; Type: SD HAC P01 BA;
- Measurement SW: DASY52, Version 52.8 (8); SEMCAD X Version 14.6.10 (7331)

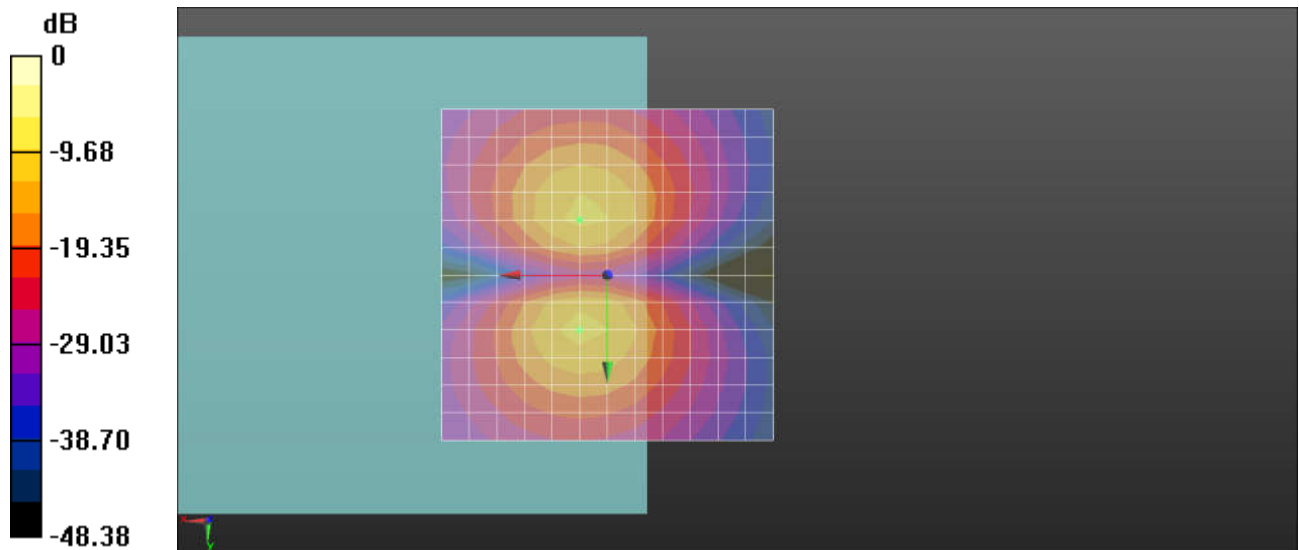
General Scans/y (transversal) 4.2mm 50 x 50/ABM SNR(x,y,z) (13x13x1): Measurement

grid: dx=10mm, dy=10mm

ABM1/ABM2 = 36.55 dB

ABM1 comp = -11.86 dBA/m

Location: 4.2, -8.3, 3.7 mm



0 dB = 1.000 A/m = 0.00 dBA/m

17_HAC_T-Coil_LTE Band 26_15M_QPSK_1RB_0Offset_EVS WB 23.85Kbps_Ch26865(Z)

Communication System: UID 0, FDD_LTE (0); Frequency: 831.5 MHz

Medium: Air Medium parameters used: $\sigma = 0$ S/m, $\epsilon_r = 1$; $\rho = 0$ kg/m³

Ambient Temperature : 23.5 °C

DASY5 Configuration:

- Probe: AM1DV3 - 3093; ; Calibrated: 2017.5.19
- Sensor-Surface: 0mm (Fix Surface)
- Electronics: DAE4 Sn1326; Calibrated: 2017.9.15
- Phantom: HAC Test Arch with AMCC; Type: SD HAC P01 BA;
- Measurement SW: DASY52, Version 52.8 (8); SEMCAD X Version 14.6.10 (7331)

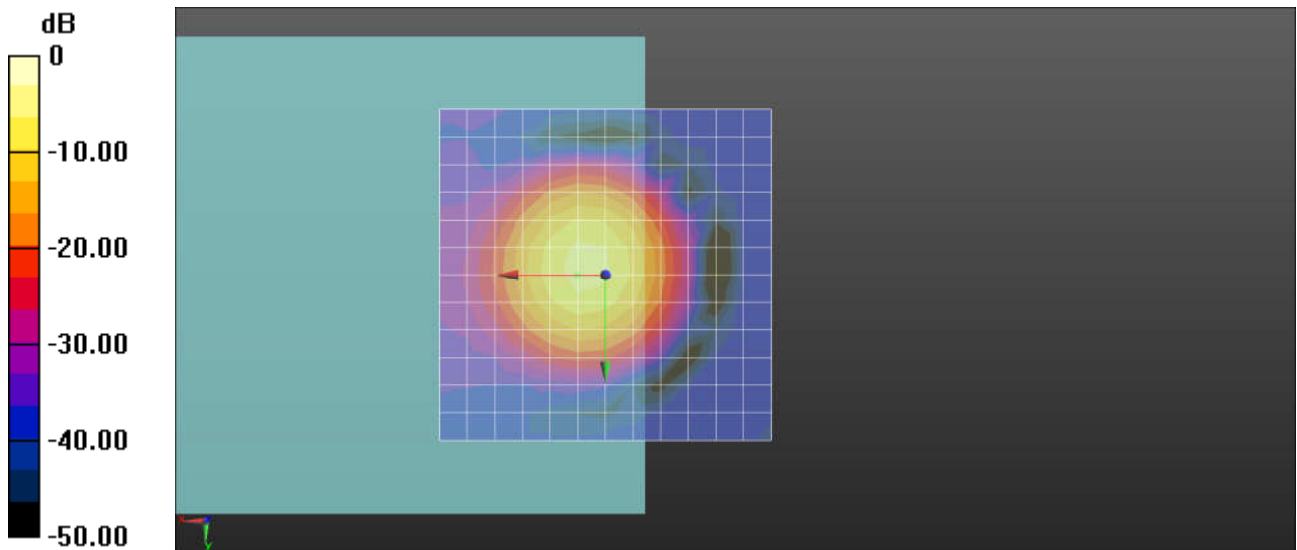
General Scans/z (axial) 4.2mm 50 x 50/ABM SNR(x,y,z) (13x13x1): Measurement grid:

dx=10mm, dy=10mm

ABM1/ABM2 = 35.65 dB

ABM1 comp = -5.87 dBA/m

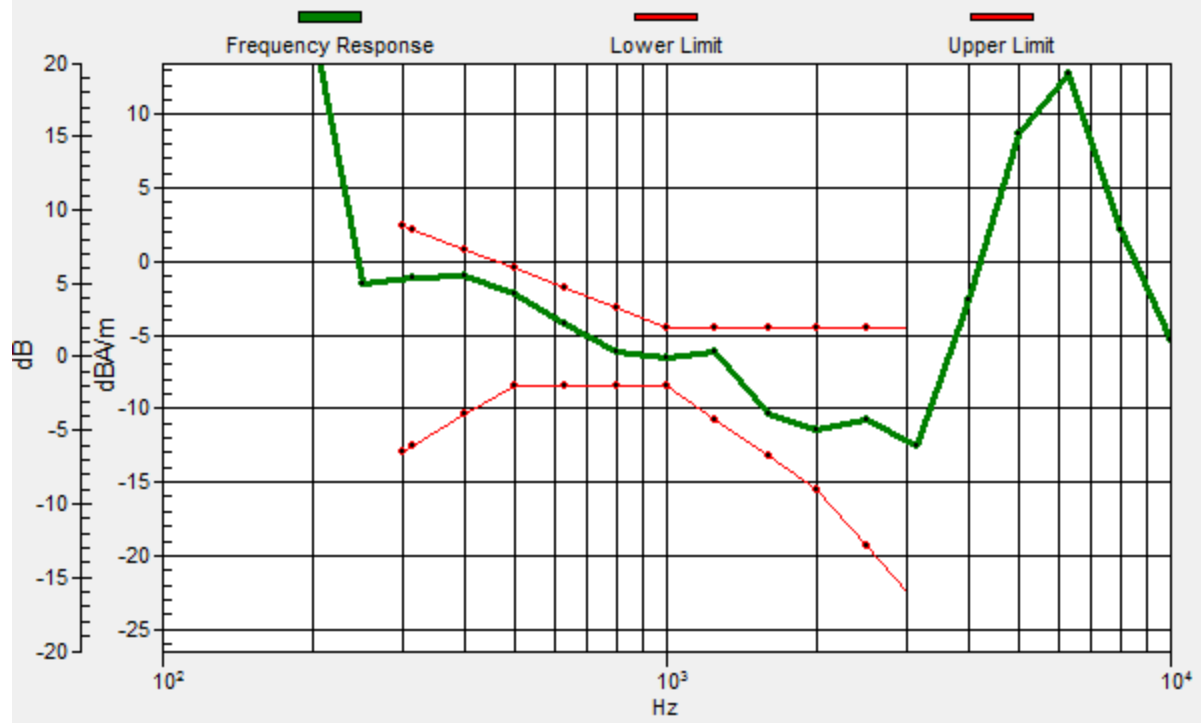
Location: 0, 0, 3.7 mm



0 dB = 1.000 A/m = 0.00 dBA/m

General Scans/z (axial) wideband at best S/N/ABM Freq Resp(x,y,z,f)

Loc: 0, 0, 3.7 mm Diff: 1.69dB



17_HAC_T-Coil_LTE Band 26_15M_QPSK_1RB_0Offset_EVS WB 23.85Kbps_Ch26865(Y)

Communication System: UID 0, FDD_LTE (0); Frequency: 831.5 MHz

Medium: Air Medium parameters used: $\sigma = 0$ S/m, $\epsilon_r = 1$; $\rho = 0$ kg/m³

Ambient Temperature : 23.5 °C

DASY5 Configuration:

- Probe: AM1DV3 - 3093; ; Calibrated: 2017.5.19
- Sensor-Surface: 0mm (Fix Surface)
- Electronics: DAE4 Sn1326; Calibrated: 2017.9.15
- Phantom: HAC Test Arch with AMCC; Type: SD HAC P01 BA;
- Measurement SW: DASY52, Version 52.8 (8); SEMCAD X Version 14.6.10 (7331)

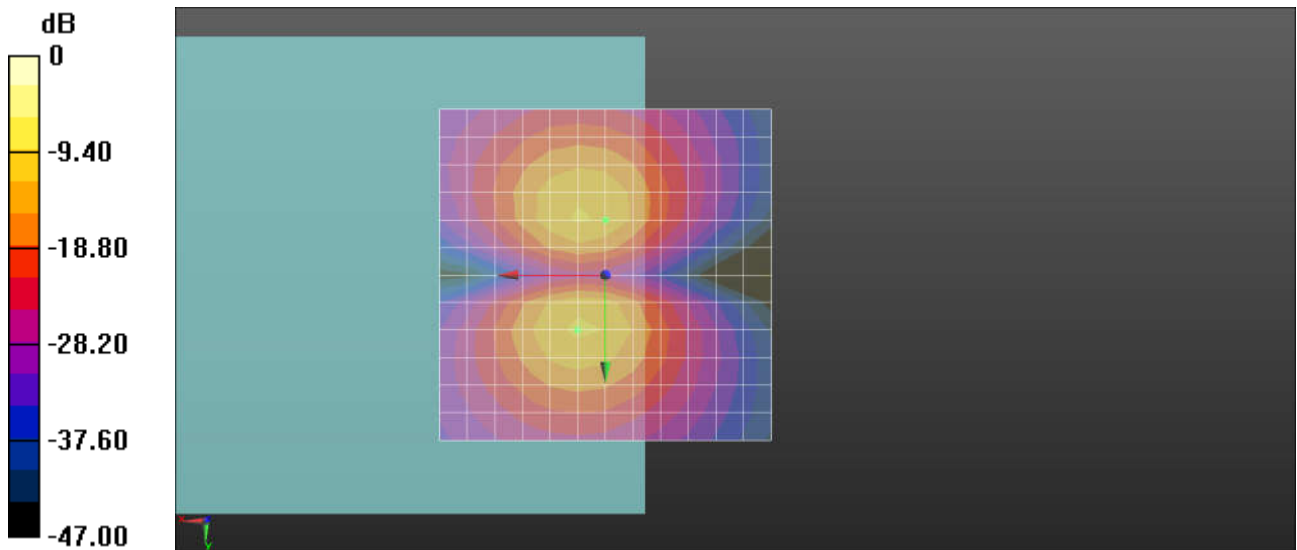
General Scans/y (transversal) 4.2mm 50 x 50/ABM SNR(x,y,z) (13x13x1): Measurement

grid: dx=10mm, dy=10mm

ABM1/ABM2 = 37.38 dB

ABM1 comp = -12.88 dBA/m

Location: 0, -8.3, 3.7 mm



0 dB = 1.000 A/m = 0.00 dBA/m

18_HAC_T-Coil_LTE Band 30_10M_QPSK_1RB_0Offset_EVS WB 23.85Kbps_Ch27710(Z)

Communication System: UID 0, FDD_LTE (0); Frequency: 2310 MHz

Medium: Air Medium parameters used: $\sigma = 0$ S/m, $\epsilon_r = 1$; $\rho = 0$ kg/m³

Ambient Temperature : 23.5 °C

DASY5 Configuration:

- Probe: AM1DV3 - 3093; ; Calibrated: 2017.5.19
- Sensor-Surface: 0mm (Fix Surface)
- Electronics: DAE4 Sn1326; Calibrated: 2017.9.15
- Phantom: HAC Test Arch with AMCC; Type: SD HAC P01 BA;
- Measurement SW: DASY52, Version 52.8 (8); SEMCAD X Version 14.6.10 (7331)

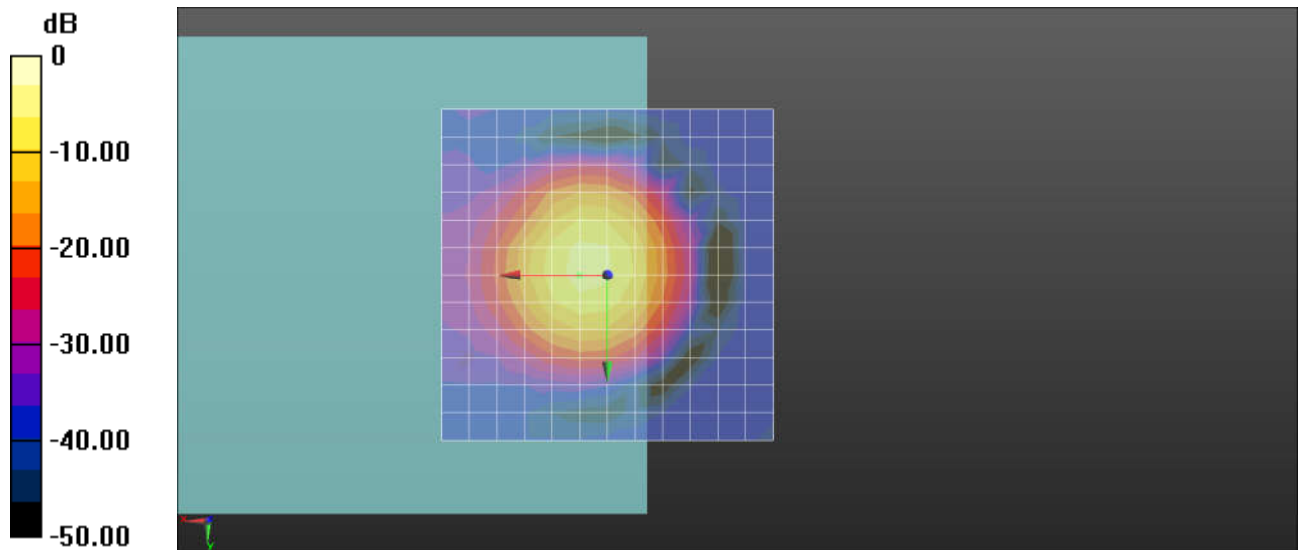
General Scans/z (axial) 4.2mm 50 x 50/ABM SNR(x,y,z) (13x13x1): Measurement grid:

dx=10mm, dy=10mm

ABM1/ABM2 = 36.50 dB

ABM1 comp = -5.83 dBA/m

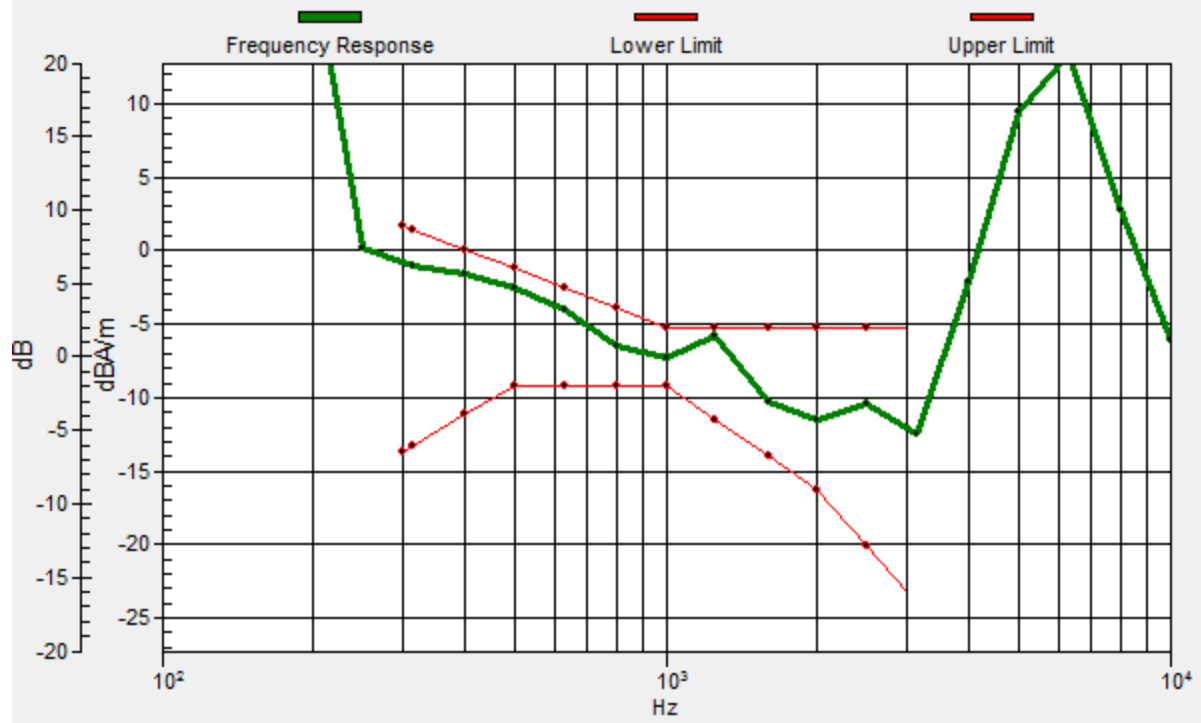
Location: 0, 0, 3.7 mm



0 dB = 1.000 A/m = 0.00 dBA/m

General Scans/z (axial) wideband at best S/N/ABM Freq Resp(x,y,z,f)

Loc: 0, 0, 3.7 mm Diff: 0.62dB



18_HAC_T-Coil_LTE Band 30_10M_QPSK_1RB_0Offset_EVS WB 23.85Kbps_Ch27710(Y)

Communication System: UID 0, FDD_LTE (0); Frequency: 2310 MHz

Medium: Air Medium parameters used: $\sigma = 0$ S/m, $\epsilon_r = 1$; $\rho = 0$ kg/m³

Ambient Temperature : 23.5 °C

DASY5 Configuration:

- Probe: AM1DV3 - 3093; ; Calibrated: 2017.5.19
- Sensor-Surface: 0mm (Fix Surface)
- Electronics: DAE4 Sn1326; Calibrated: 2017.9.15
- Phantom: HAC Test Arch with AMCC; Type: SD HAC P01 BA;
- Measurement SW: DASY52, Version 52.8 (8); SEMCAD X Version 14.6.10 (7331)

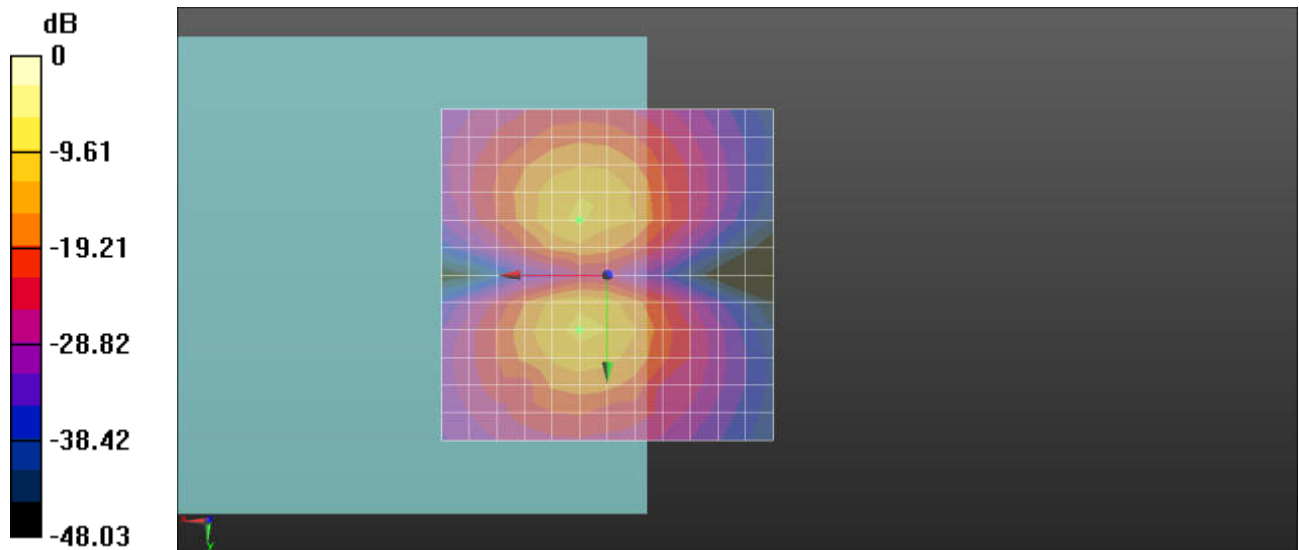
General Scans/y (transversal) 4.2mm 50 x 50/ABM SNR(x,y,z) (13x13x1): Measurement

grid: dx=10mm, dy=10mm

ABM1/ABM2 = 35.77 dB

ABM1 comp = -11.94 dBA/m

Location: 4.2, -8.3, 3.7 mm



0 dB = 1.000 A/m = 0.00 dBA/m

19_HAC_T-Coil_LTE Band 66_20M_QPSK_1RB_99Offset_EVS WB 23.85Kbps_Ch132322(Z)

Communication System: UID 0, FDD_LTE (0); Frequency: 1745 MHz

Medium: Air Medium parameters used: $\sigma = 0$ S/m, $\epsilon_r = 1$; $\rho = 0$ kg/m³

Ambient Temperature : 23.5 °C

DASY5 Configuration:

- Probe: AM1DV3 - 3093; ; Calibrated: 2017.5.19
- Sensor-Surface: 0mm (Fix Surface)
- Electronics: DAE4 Sn1326; Calibrated: 2017.9.15
- Phantom: HAC Test Arch with AMCC; Type: SD HAC P01 BA;
- Measurement SW: DASY52, Version 52.8 (8); SEMCAD X Version 14.6.10 (7331)

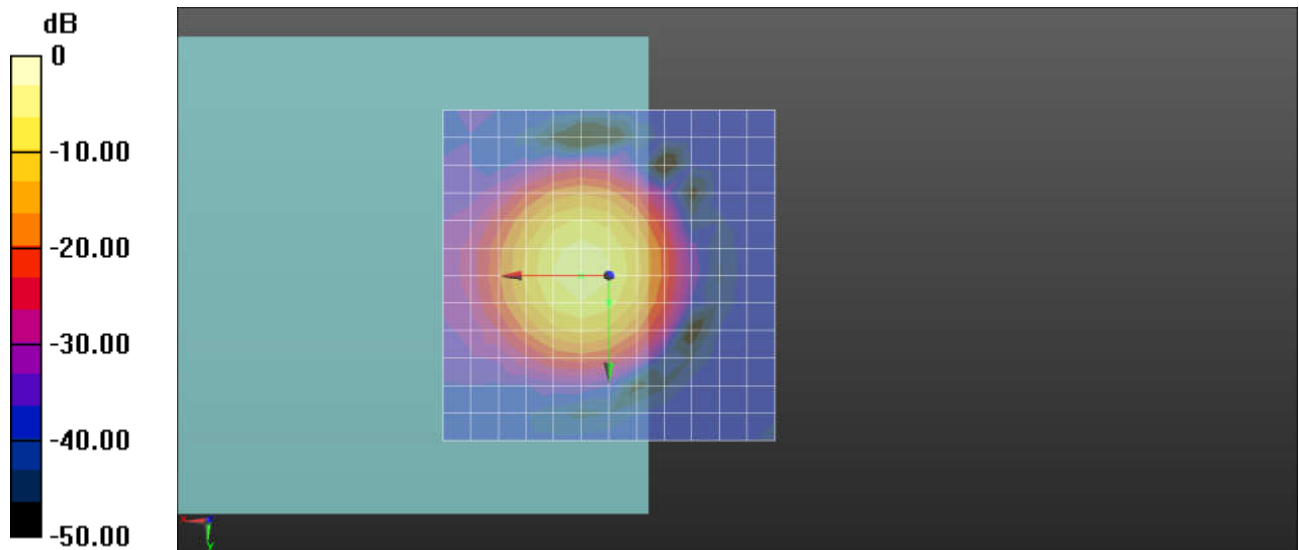
General Scans/z (axial) 4.2mm 50 x 50/ABM SNR(x,y,z) (13x13x1): Measurement grid:

dx=10mm, dy=10mm

ABM1/ABM2 = 37.57 dB

ABM1 comp = -8.38 dBA/m

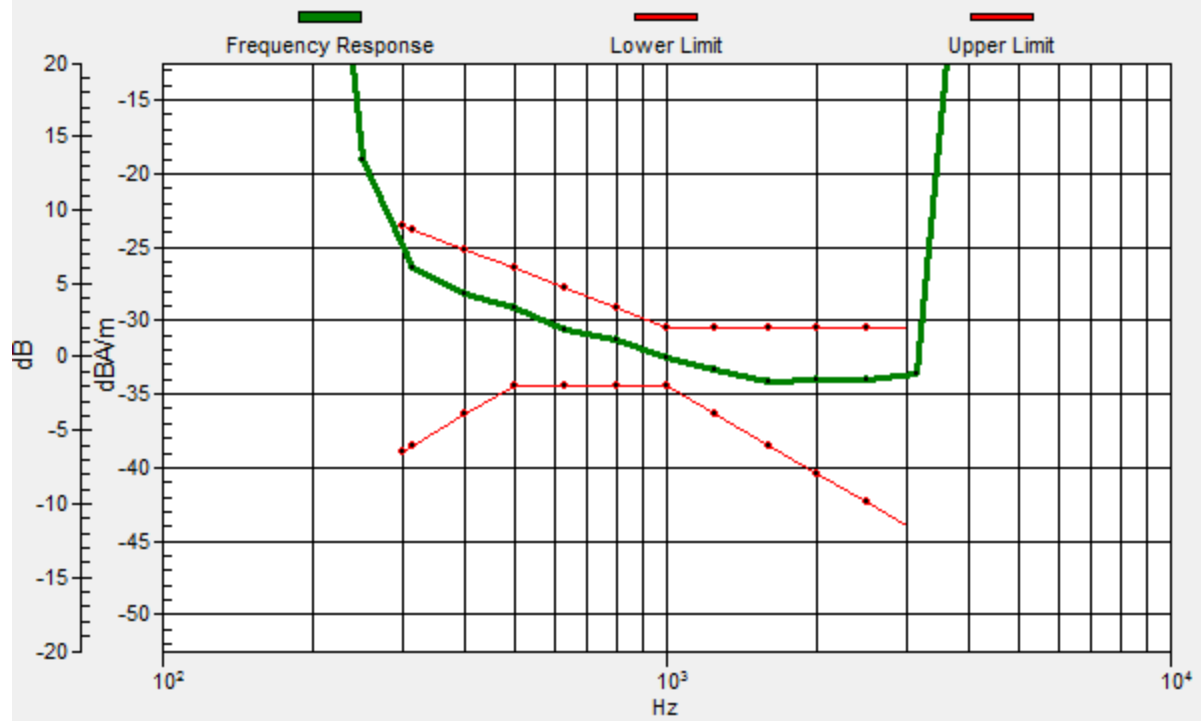
Location: 0, 4.2, 3.7 mm



0 dB = 1.000 A/m = 0.00 dBA/m

General Scans/z (axial) wideband at best S/N/ABM Freq Resp(x,y,z,f)

Loc: 0, 4.2, 3.7 mm Diff: 1.17dB



19_HAC_T-Coil_LTE Band 66_20M_QPSK_1RB_99Offset_EVS WB 23.85Kbps_Ch132322(Y)

Communication System: UID 0, FDD_LTE (0); Frequency: 1745 MHz

Medium: Air Medium parameters used: $\sigma = 0$ S/m, $\epsilon_r = 1$; $\rho = 0$ kg/m³

Ambient Temperature : 23.5 °C

DASY5 Configuration:

- Probe: AM1DV3 - 3093; ; Calibrated: 2017.5.19
- Sensor-Surface: 0mm (Fix Surface)
- Electronics: DAE4 Sn1326; Calibrated: 2017.9.15
- Phantom: HAC Test Arch with AMCC; Type: SD HAC P01 BA;
- Measurement SW: DASY52, Version 52.8 (8); SEMCAD X Version 14.6.10 (7331)

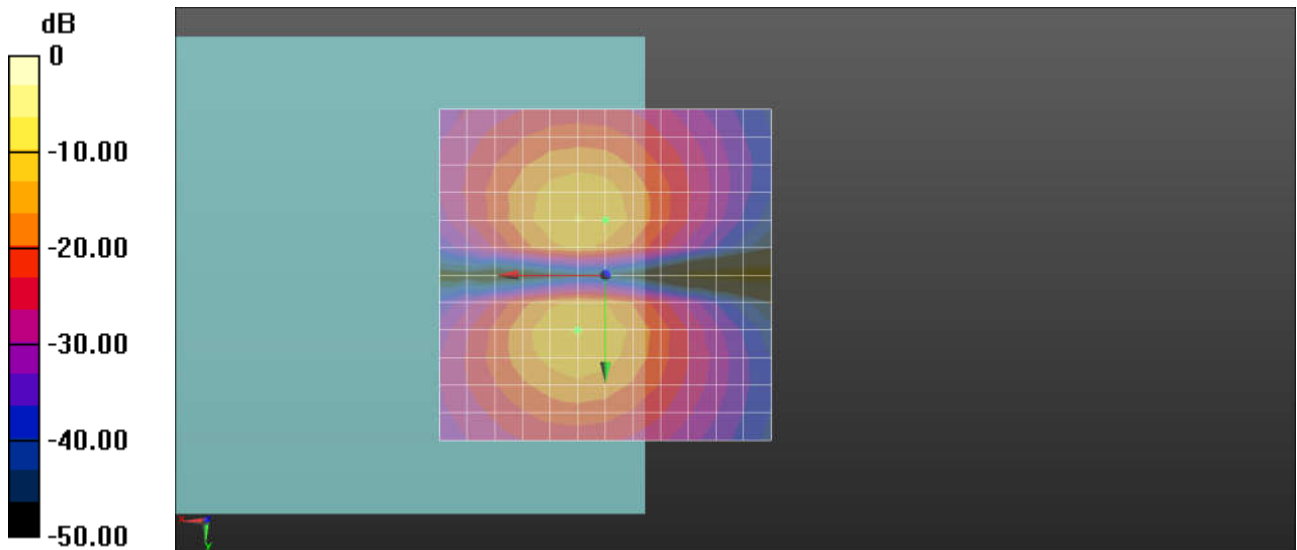
General Scans/y (transversal) 4.2mm 50 x 50/ABM SNR(x,y,z) (13x13x1): Measurement

grid: dx=10mm, dy=10mm

ABM1/ABM2 = 35.71 dB

ABM1 comp = -14.29 dBA/m

Location: 0, -8.3, 3.7 mm



0 dB = 1.000 A/m = 0.00 dBA/m

20_HAC_T-Coil_LTE Band 38_20M_QPSK_1RB_0Offset_EVS WB 23.85Kbps_Ch38000(Z)

Communication System: UID 0, TDD_LTE (0); Frequency: 2595 MHz

Medium: Air Medium parameters used: $\sigma = 0$ S/m, $\epsilon_r = 1$; $\rho = 0$ kg/m³

Ambient Temperature : 23.5 °C

DASY5 Configuration:

- Probe: AM1DV3 - 3093; ; Calibrated: 2017.5.19
- Sensor-Surface: 0mm (Fix Surface)
- Electronics: DAE4 Sn1279; Calibrated: 2018.1.3
- Phantom: HAC Test Arch with AMCC; Type: SD HAC P01 BA;
- Measurement SW: DASY52, Version 52.8 (8); SEMCAD X Version 14.6.10 (7331)

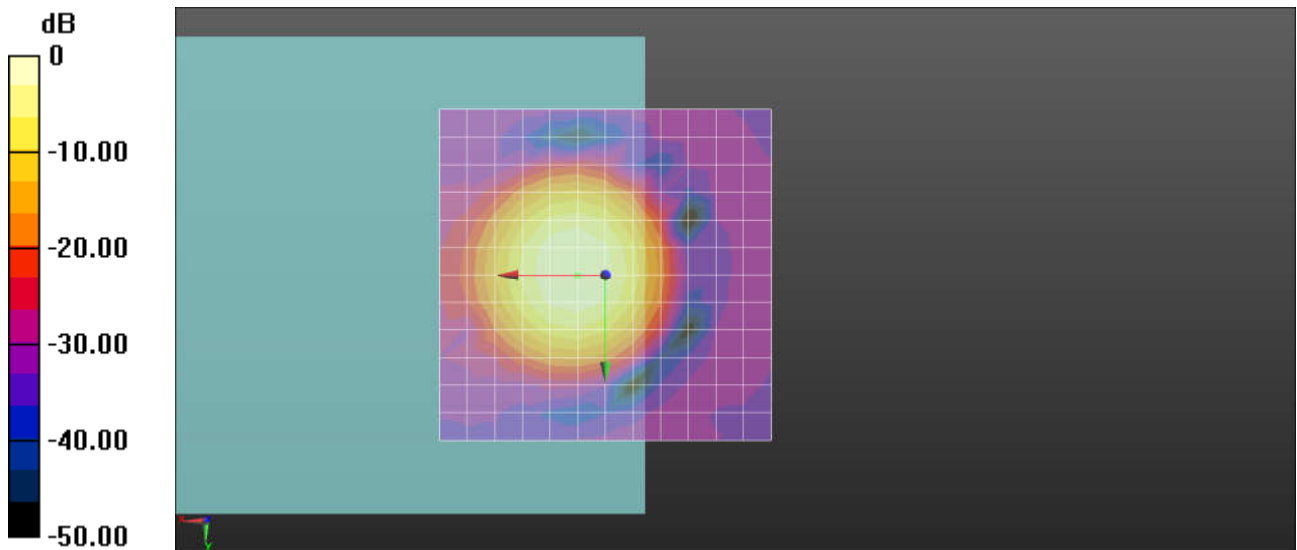
General Scans/z (axial) 4.2mm 50 x 50/ABM SNR(x,y,z) (13x13x1): Measurement grid:

dx=10mm, dy=10mm

ABM1/ABM2 = 40.65 dB

ABM1 comp = -1.50 dBA/m

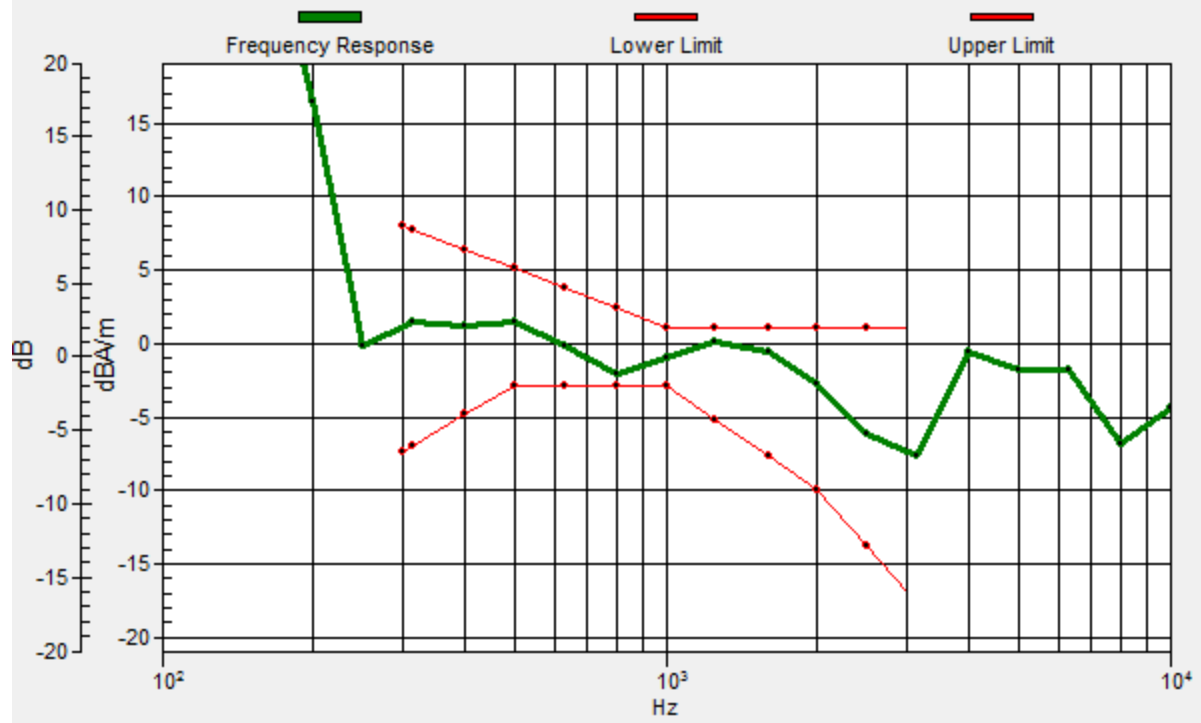
Location: 0, 0, 3.7 mm



0 dB = 1.000 A/m = 0.00 dBA/m

General Scans/z (axial) wideband at best S/N/ABM Freq Resp(x,y,z,f)

Loc: 0, 0, 3.7 mm Diff: 0.9dB



20_HAC_T-Coil_LTE Band 38_20M_QPSK_1RB_0Offset_EVS WB 23.85Kbps_Ch38000(Y)

Communication System: UID 0, TDD_LTE (0); Frequency: 2595 MHz

Medium: Air Medium parameters used: $\sigma = 0$ S/m, $\epsilon_r = 1$; $\rho = 0$ kg/m³

Ambient Temperature : 23.5 °C

DASY5 Configuration:

- Probe: AM1DV3 - 3093; ; Calibrated: 2017.5.19
- Sensor-Surface: 0mm (Fix Surface)
- Electronics: DAE4 Sn1279; Calibrated: 2018.1.3
- Phantom: HAC Test Arch with AMCC; Type: SD HAC P01 BA;
- Measurement SW: DASY52, Version 52.8 (8); SEMCAD X Version 14.6.10 (7331)

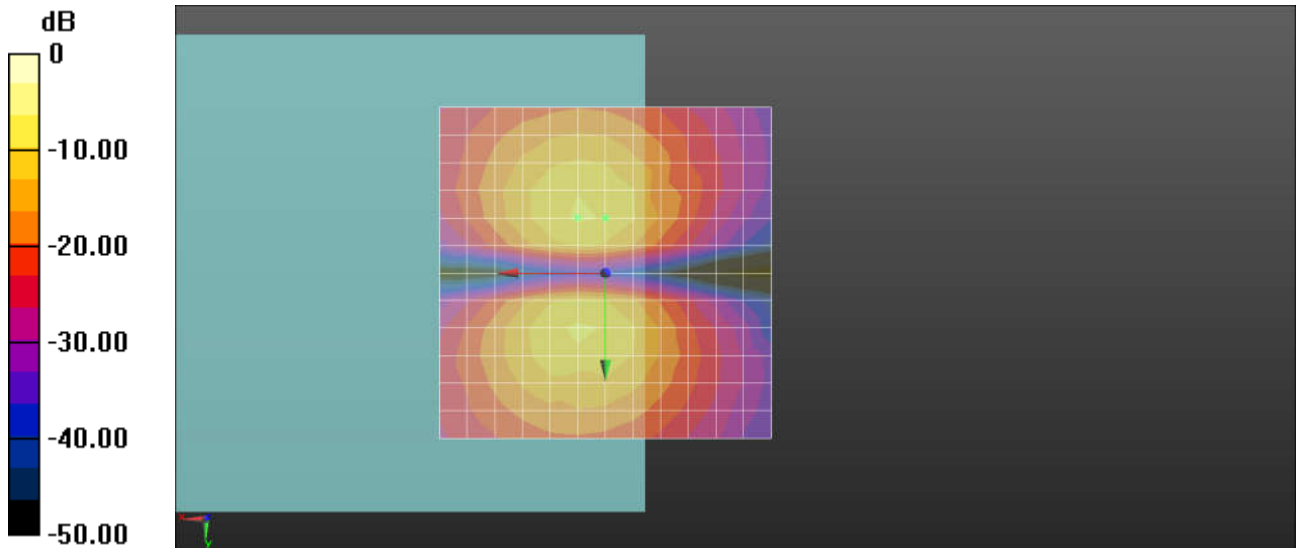
General Scans/y (transversal) 4.2mm 50 x 50/ABM SNR(x,y,z) (13x13x1): Measurement

grid: dx=10mm, dy=10mm

ABM1/ABM2 = 39.38 dB

ABM1 comp = -10.22 dBA/m

Location: 0, -8.3, 3.7 mm



0 dB = 1.000 A/m = 0.00 dBA/m

21_HAC_T-Coil_LTE Band 41_20M_QPSK_1RB_0Offset_EVS WB 23.85Kbps_Ch40620(Z)

Communication System: UID 0, TDD_LTE (0); Frequency: 2593 MHz

Medium: Air Medium parameters used: $\sigma = 0$ S/m, $\epsilon_r = 1$; $\rho = 0$ kg/m³

Ambient Temperature : 23.5 °C

DASY5 Configuration:

- Probe: AM1DV3 - 3093; ; Calibrated: 2017.5.19
- Sensor-Surface: 0mm (Fix Surface)
- Electronics: DAE4 Sn1279; Calibrated: 2018.1.3
- Phantom: HAC Test Arch with AMCC; Type: SD HAC P01 BA;
- Measurement SW: DASY52, Version 52.8 (8); SEMCAD X Version 14.6.10 (7331)

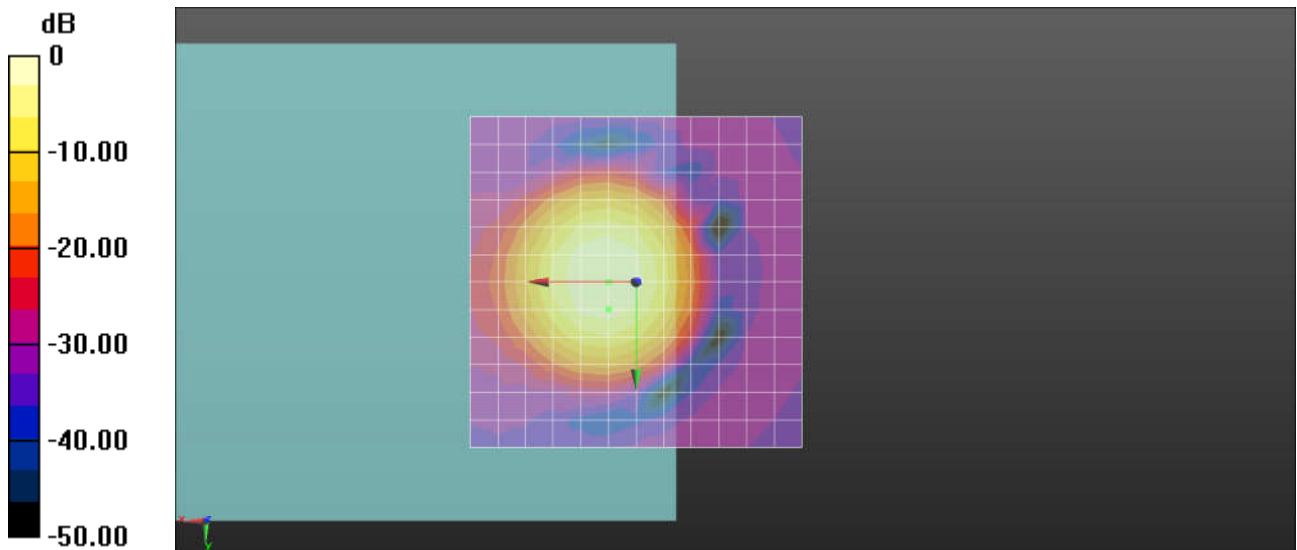
General Scans/z (axial) 4.2mm 50 x 50/ABM SNR(x,y,z) (13x13x1): Measurement grid:

dx=10mm, dy=10mm

ABM1/ABM2 = 40.67 dB

ABM1 comp = -1.14 dBA/m

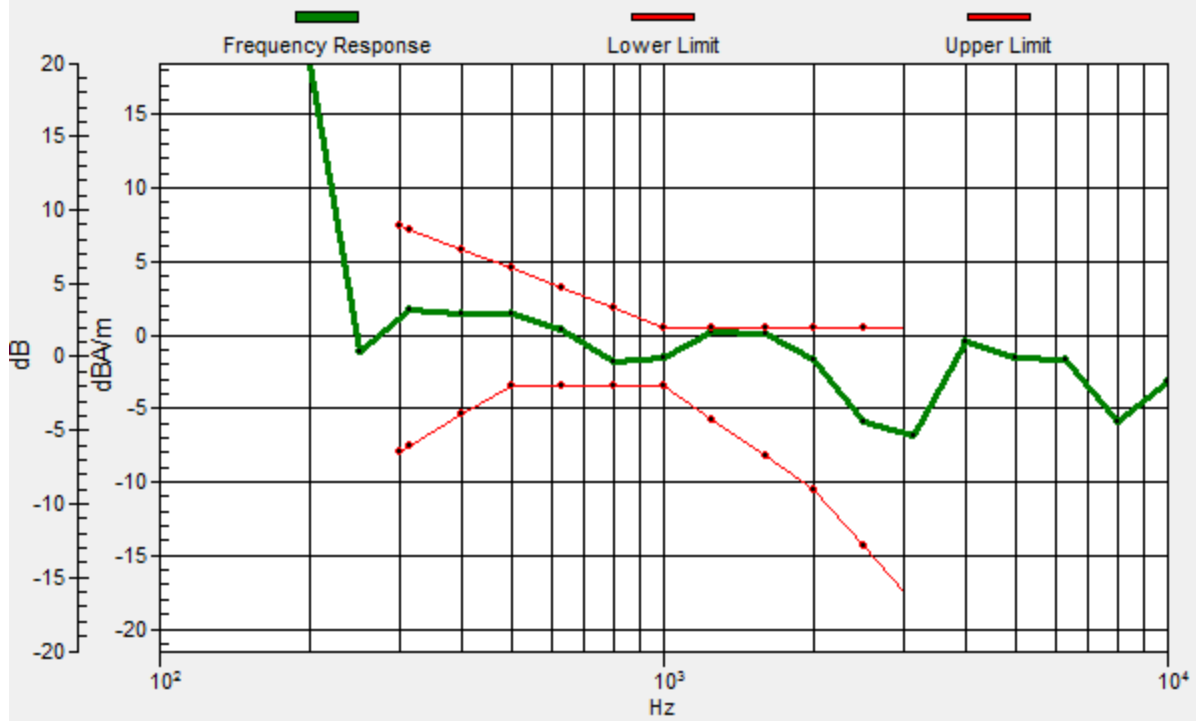
Location: 4.2, 4.2, 3.7 mm



0 dB = 1.000 A/m = 0.00 dBA/m

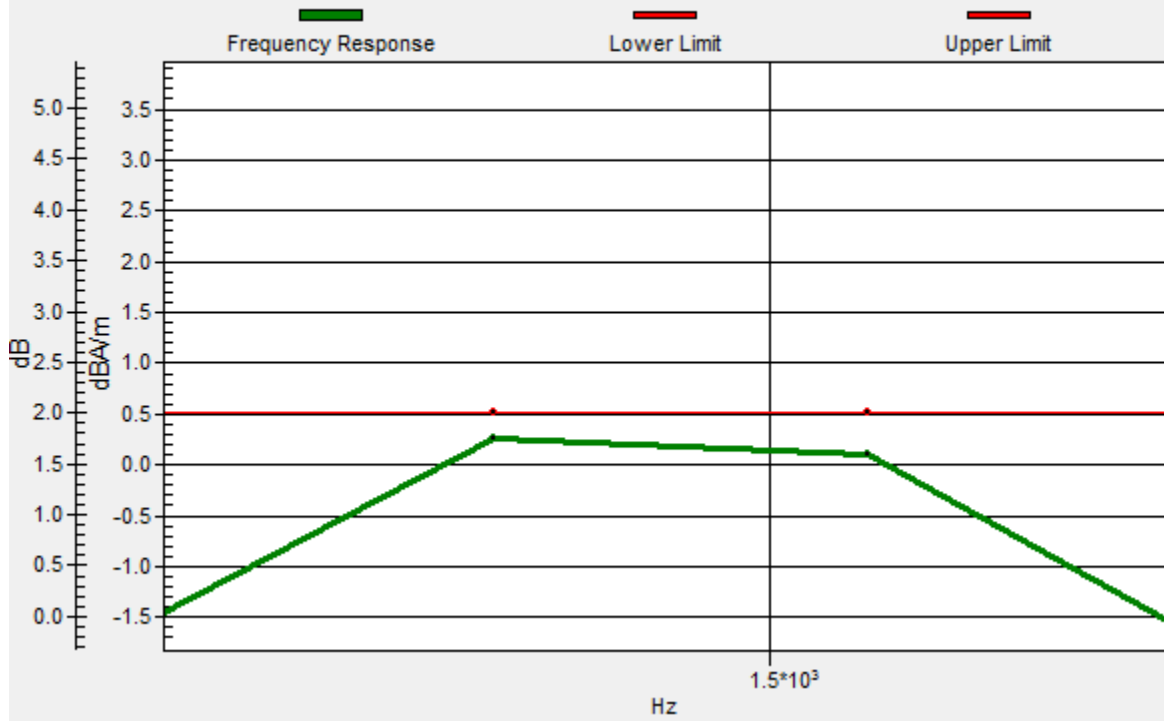
General Scans/z (axial) wideband at best S/N/ABM Freq Resp(x,y,z,f)

Loc: 4.2, 4.2, 3.7 mm Diff: 0.25dB



General Scans/z (axial) wideband at best S/N/ABM Freq Resp(x,y,z,f)

Loc: 4.2, 4.2, 3.7 mm Diff: 0.25dB



21_HAC_T-Coil_LTE Band 41_20M_QPSK_1RB_0Offset_EVS WB 23.85Kbps_Ch40620(Y)

Communication System: UID 0, TDD_LTE (0); Frequency: 2593 MHz

Medium: Air Medium parameters used: $\sigma = 0$ S/m, $\epsilon_r = 1$; $\rho = 0$ kg/m³

Ambient Temperature : 23.5 °C

DASY5 Configuration:

- Probe: AM1DV3 - 3093; ; Calibrated: 2017.5.19
- Sensor-Surface: 0mm (Fix Surface)
- Electronics: DAE4 Sn1279; Calibrated: 2018.1.3
- Phantom: HAC Test Arch with AMCC; Type: SD HAC P01 BA;
- Measurement SW: DASY52, Version 52.8 (8); SEMCAD X Version 14.6.10 (7331)

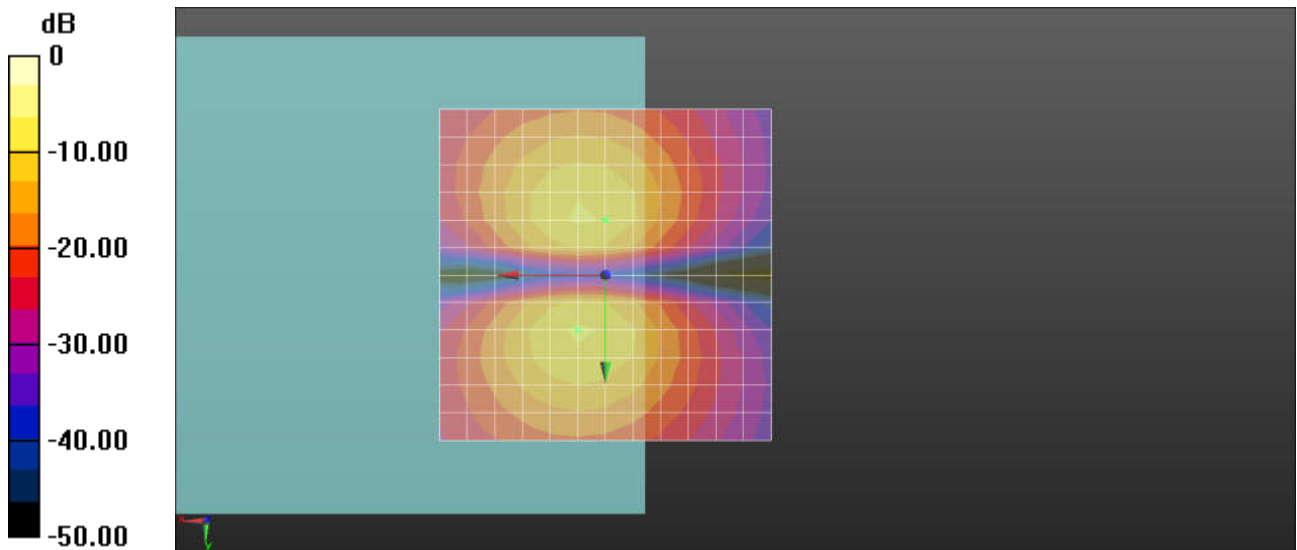
General Scans/y (transversal) 4.2mm 50 x 50/ABM SNR(x,y,z) (13x13x1): Measurement

grid: dx=10mm, dy=10mm

ABM1/ABM2 = 38.92 dB

ABM1 comp = -10.14 dBA/m

Location: 0, -8.3, 3.7 mm



0 dB = 1.000 A/m = 0.00 dBA/m

22_HAC_T-Coil_WLAN2.4GHz_802.11b 1Mbps_Ch6_EVS WB 23.85Kbps_Axial (Z)

Communication System: 802.11b ; Frequency: 2437 MHz

Medium: Air Medium parameters used: $\sigma = 0$ S/m, $\epsilon_r = 1$; $\rho = 0$ kg/m³

Ambient Temperature : 23.2 °C

DASY5 Configuration

- Probe: AM1DV3 - 3130; ; Calibrated: 2017/11/21
- Sensor-Surface: 0mm (Fix Surface)
- Electronics: DAE4 Sn854; Calibrated: 2017/5/2
- Phantom: HAC Test Arch with AMCC; Type: SD HAC P01 BA;
- Measurement SW: DASY52, Version 52.8 (8); SEMCAD X Version 14.6.10 (7373)


General Scans/z (axial) 4.2mm 50 x 50/ABM Interpolated SNR(x,y,z) (121x121x1):

Interpolated grid: dx=1.000 mm, dy=1.000 mm

ABM1/ABM2 = 27.81 dB

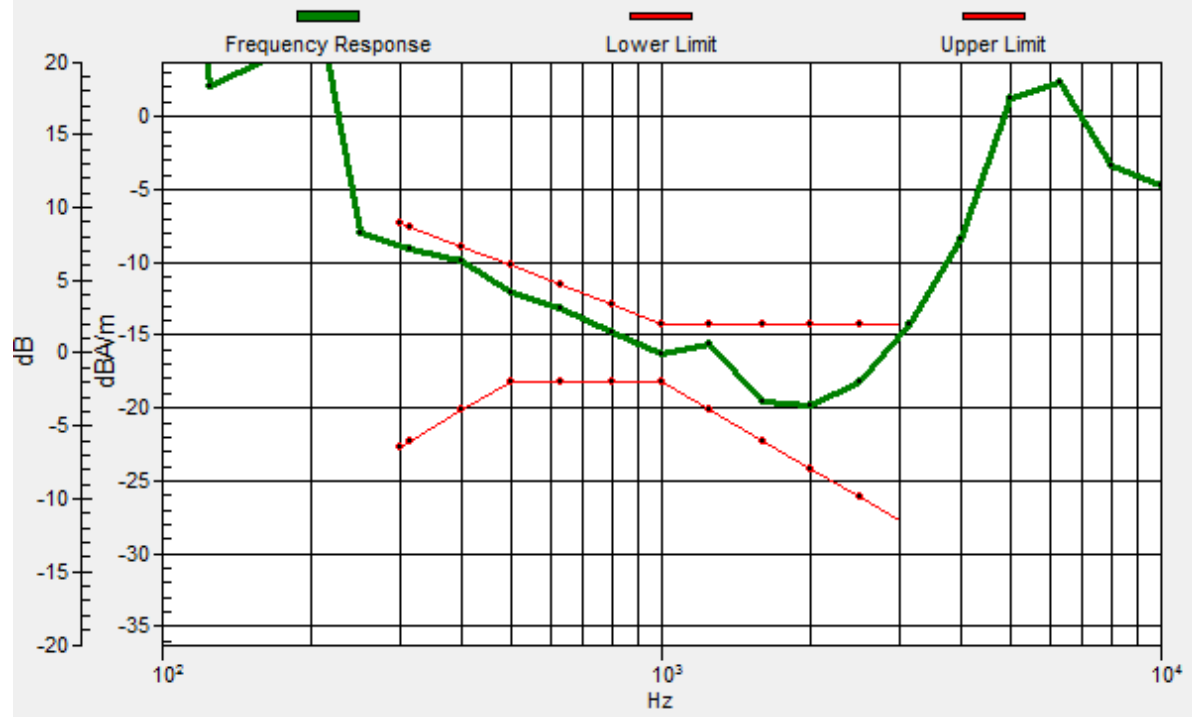
ABM1 comp = -8.65 dBA/m

Location: 0, -2, 3.7 mm



General Scans/z (axial) wideband at best S/N/ABM Freq Resp(x,y,z,f)

Loc: -5, -5, 3.7 mm Diff: 0.97dB



22_HAC_T-Coil_WLAN2.4GHz_802.11b 1Mbps_Ch6_EVS WB 23.85Kbps_Transversal (Y)

Communication System: 802.11b ; Frequency: 2437 MHz

Medium: Air Medium parameters used: $\sigma = 0$ S/m, $\epsilon_r = 1$; $\rho = 0$ kg/m³

Ambient Temperature : 23.2 °C

DASY5 Configuration

- Probe: AM1DV3 - 3130; ; Calibrated: 2017/11/21

- Sensor-Surface: 0mm (Fix Surface)

- Electronics: DAE4 Sn854; Calibrated: 2017/5/2

- Phantom: HAC Test Arch with AMCC; Type: SD HAC P01 BA;

- Measurement SW: DASY52, Version 52.8 (8); SEMCAD X Version 14.6.10 (7373)


General Scans/y (transversal) 4.2mm 50 x 50/ABM Interpolated SNR(x,y,z) (121x121x1):

Interpolated grid: dx=1.000 mm, dy=1.000 mm

ABM1/ABM2 = 27.52 dB

ABM1 comp = -16.37 dBA/m

Location: -3, -10.3, 3.7 mm



23_HAC_T-Coil_WLAN5GHz_802.11a_6Mbps_Ch40_EVS WB 23.85Kbps_Axial (Z)

Communication System: 802.11a ; Frequency: 5200 MHz

Medium: Air Medium parameters used: $\sigma = 0$ S/m, $\epsilon_r = 1$; $\rho = 0$ kg/m³

Ambient Temperature : 23.2 °C

DASY5 Configuration

- Probe: AM1DV3 - 3130; ; Calibrated: 2017/11/21

- Sensor-Surface: 0mm (Fix Surface)

- Electronics: DAE4 Sn854; Calibrated: 2017/5/2

- Phantom: HAC Test Arch with AMCC; Type: SD HAC P01 BA;

- Measurement SW: DASY52, Version 52.8 (8); SEMCAD X Version 14.6.10 (7373)


General Scans/z (axial) 4.2mm 50 x 50/ABM Interpolated SNR(x,y,z) (121x121x1):

Interpolated grid: dx=1.000 mm, dy=1.000 mm

ABM1/ABM2 = 30.99 dB

ABM1 comp = -8.46 dBA/m

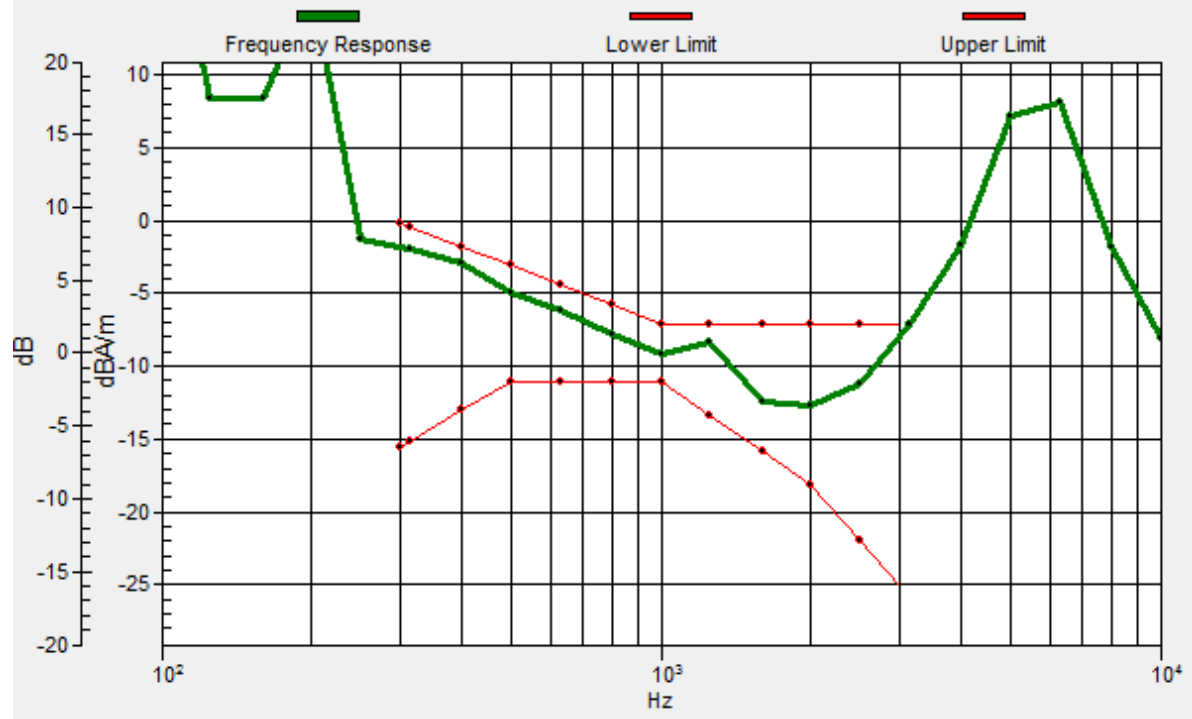
Location: 2, -2, 3.7 mm



0 dB = 35.43 = 30.99 dB

General Scans/z (axial) wideband at best S/N/ABM Freq Resp(x,y,z,f)

Loc: 2.1, -1.8, 3.7 mm Diff: 1dB



23_HAC_T-Coil_WLAN5GHz_802.11a 6Mbps_EVS WB 23.85Kbps_Ch40_Transversal (Y)

Communication System: 802.11a ; Frequency: 5200 MHz

Medium: Air Medium parameters used: $\sigma = 0$ S/m, $\epsilon_r = 1$; $\rho = 0$ kg/m³

Ambient Temperature : 23.2 °C

DASY5 Configuration

- Probe: AM1DV3 - 3130; ; Calibrated: 2017/11/21
- Sensor-Surface: 0mm (Fix Surface)
- Electronics: DAE4 Sn854; Calibrated: 2017/5/2
- Phantom: HAC Test Arch with AMCC; Type: SD HAC P01 BA;
- Measurement SW: DASY52, Version 52.8 (8); SEMCAD X Version 14.6.10 (7373)


General Scans/y (transversal) 4.2mm 50 x 50/ABM Interpolated SNR(x,y,z) (121x121x1):

Interpolated grid: dx=1.000 mm, dy=1.000 mm

ABM1/ABM2 = 28.65 dB

ABM1 comp = -15.17 dBA/m

Location: 4, 5, 3.7 mm



24_HAC_T-Coil_WLAN5GHz_802.11a_6Mbps_EVS WB 23.85Kbps_Ch60_Axial (Z)

Communication System: 802.11a ; Frequency: 5200 MHz

Medium: Air Medium parameters used: $\sigma = 0$ S/m, $\epsilon_r = 1$; $\rho = 0$ kg/m³

Ambient Temperature : 23.2 °C

DASY5 Configuration

- Probe: AM1DV3 - 3130; ; Calibrated: 2017/11/21

- Sensor-Surface: 0mm (Fix Surface)

- Electronics: DAE4 Sn854; Calibrated: 2017/5/2

- Phantom: HAC Test Arch with AMCC; Type: SD HAC P01 BA;

- Measurement SW: DASY52, Version 52.8 (8); SEMCAD X Version 14.6.10 (7373)


General Scans/z (axial) 4.2mm 50 x 50/ABM Interpolated SNR(x,y,z) (121x121x1):

Interpolated grid: dx=1.000 mm, dy=1.000 mm

ABM1/ABM2 = 34.64 dB

ABM1 comp = -7.91 dBA/m

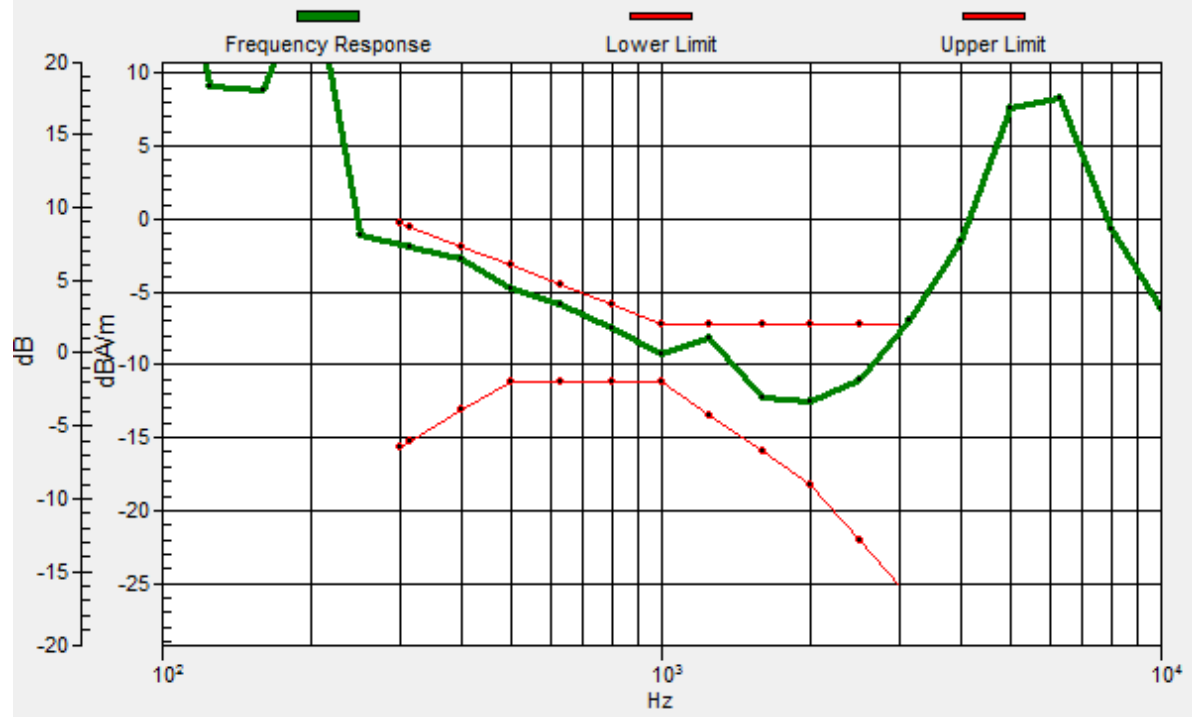
Location: 4, -1, 3.7 mm



0 dB = 53.97 = 34.64 dB

General Scans/z (axial) wideband at best S/N/ABM Freq Resp(x,y,z,f)

Loc: 4, -0.9, 3.7 mm Diff: 0.71dB



24_HAC_T-Coil_WLAN5GHz_802.11a_6Mbps_EVS WB 23.85Kbps_Ch60_Transversal (Y)

Communication System: 802.11a ; Frequency: 5200 MHz

Medium: Air Medium parameters used: $\sigma = 0$ S/m, $\epsilon_r = 1$; $\rho = 0$ kg/m³

Ambient Temperature : 23.2 °C

DASY5 Configuration

- Probe: AM1DV3 - 3130; ; Calibrated: 2017/11/21
- Sensor-Surface: 0mm (Fix Surface)
- Electronics: DAE4 Sn854; Calibrated: 2017/5/2
- Phantom: HAC Test Arch with AMCC; Type: SD HAC P01 BA;
- Measurement SW: DASY52, Version 52.8 (8); SEMCAD X Version 14.6.10 (7373)


General Scans/y (transversal) 4.2mm 50 x 50/ABM Interpolated SNR(x,y,z) (121x121x1):

Interpolated grid: dx=1.000 mm, dy=1.000 mm

ABM1/ABM2 = 28.62 dB

ABM1 comp = -15.50 dBA/m

Location: 2, 5, 3.7 mm



0 dB = 26.97 = 28.62 dB

25_HAC_T-Coil_WLAN5GHz_802.11a_6Mbps_Ch124_EVS WB 23.85Kbps_Axial (Z)

Communication System: 802.11a ; Frequency: 5620 MHz

Medium: Air Medium parameters used: $\sigma = 0$ S/m, $\epsilon_r = 1$; $\rho = 0$ kg/m³

Ambient Temperature : 23.2 °C

DASY5 Configuration

- Probe: AM1DV3 - 3130; ; Calibrated: 2017/11/21

- Sensor-Surface: 0mm (Fix Surface)

- Electronics: DAE4 Sn854; Calibrated: 2017/5/2

- Phantom: HAC Test Arch with AMCC; Type: SD HAC P01 BA;

- Measurement SW: DASY52, Version 52.8 (8); SEMCAD X Version 14.6.10 (7373)


General Scans/z (axial) 4.2mm 50 x 50/ABM Interpolated SNR(x,y,z) (121x121x1):

Interpolated grid: dx=1.000 mm, dy=1.000 mm

ABM1/ABM2 = 30.71 dB

ABM1 comp = -7.95 dBA/m

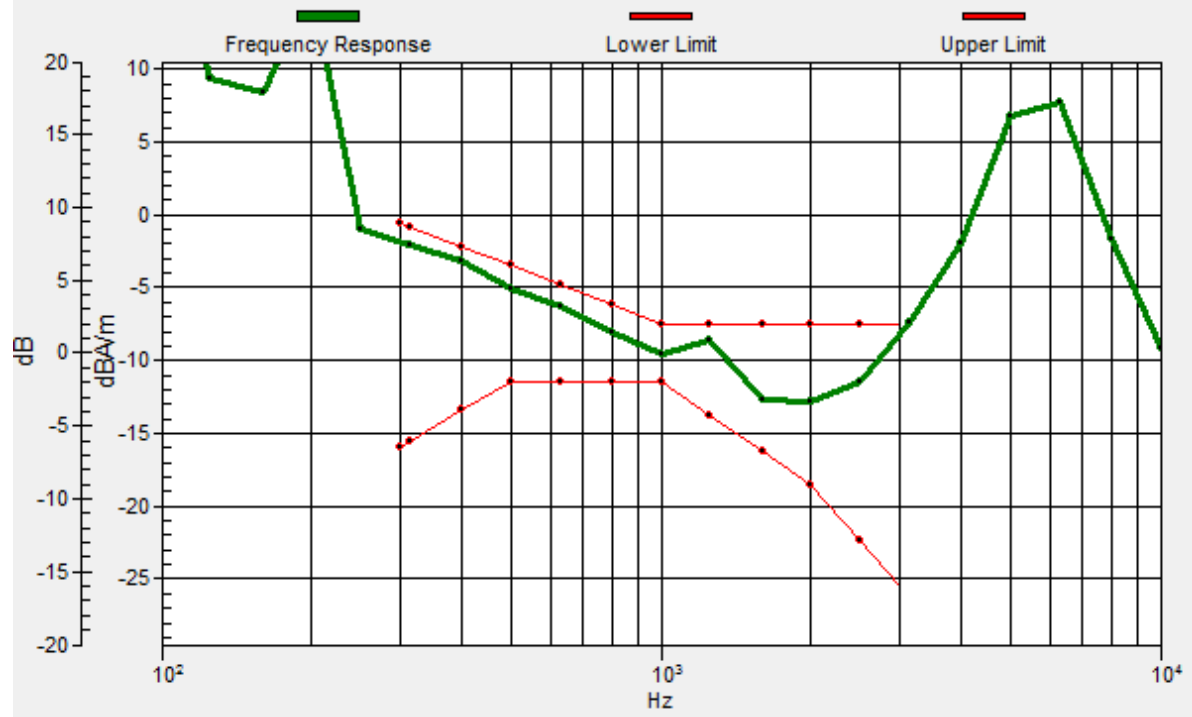
Location: 3, -4, 3.7 mm



0 dB = 34.33 = 30.71 dB

General Scans/z (axial) wideband at best S/N/ABM Freq Resp(x,y,z,f)

Loc: 3.2, -3.6, 3.7 mm Diff: 0.81dB



25_HAC_T-Coil_WLAN5GHz_802.11a_6Mbps_Ch124_EVS WB 23.85Kbps_Transversal (Y)

Communication System: 802.11a ; Frequency: 5620 MHz

Medium: Air Medium parameters used: $\sigma = 0$ S/m, $\epsilon_r = 1$; $\rho = 0$ kg/m³

Ambient Temperature : 23.2 °C

DASY5 Configuration

- Probe: AM1DV3 - 3130; ; Calibrated: 2017/11/21

- Sensor-Surface: 0mm (Fix Surface)

- Electronics: DAE4 Sn854; Calibrated: 2017/5/2

- Phantom: HAC Test Arch with AMCC; Type: SD HAC P01 BA;

- Measurement SW: DASY52, Version 52.8 (8); SEMCAD X Version 14.6.10 (7373)


General Scans/y (transversal) 4.2mm 50 x 50/ABM Interpolated SNR(x,y,z) (121x121x1):

Interpolated grid: dx=1.000 mm, dy=1.000 mm

ABM1/ABM2 = 28.87 dB

ABM1 comp = -15.30 dBA/m

Location: 3, 6, 3.7 mm



0 dB = 27.77 = 28.87 dB

26_HAC_T-Coil_WLAN5GHz_802.11a_6Mbps_Ch157_EVS WB 23.85Kbps_Axial (Z)

Communication System: 802.11a ; Frequency: 5785 MHz

Medium: Air Medium parameters used: $\sigma = 0$ S/m, $\epsilon_r = 1$; $\rho = 0$ kg/m³

Ambient Temperature : 23.2 °C

DASY5 Configuration

- Probe: AM1DV3 - 3130; ; Calibrated: 2017/11/21
- Sensor-Surface: 0mm (Fix Surface)
- Electronics: DAE4 Sn854; Calibrated: 2017/5/2
- Phantom: HAC Test Arch with AMCC; Type: SD HAC P01 BA;
- Measurement SW: DASY52, Version 52.8 (8); SEMCAD X Version 14.6.10 (7373)


General Scans/z (axial) 4.2mm 50 x 50/ABM Interpolated SNR(x,y,z) (121x121x1):

Interpolated grid: dx=1.000 mm, dy=1.000 mm

ABM1/ABM2 = 30.86 dB

ABM1 comp = -8.18 dBA/m

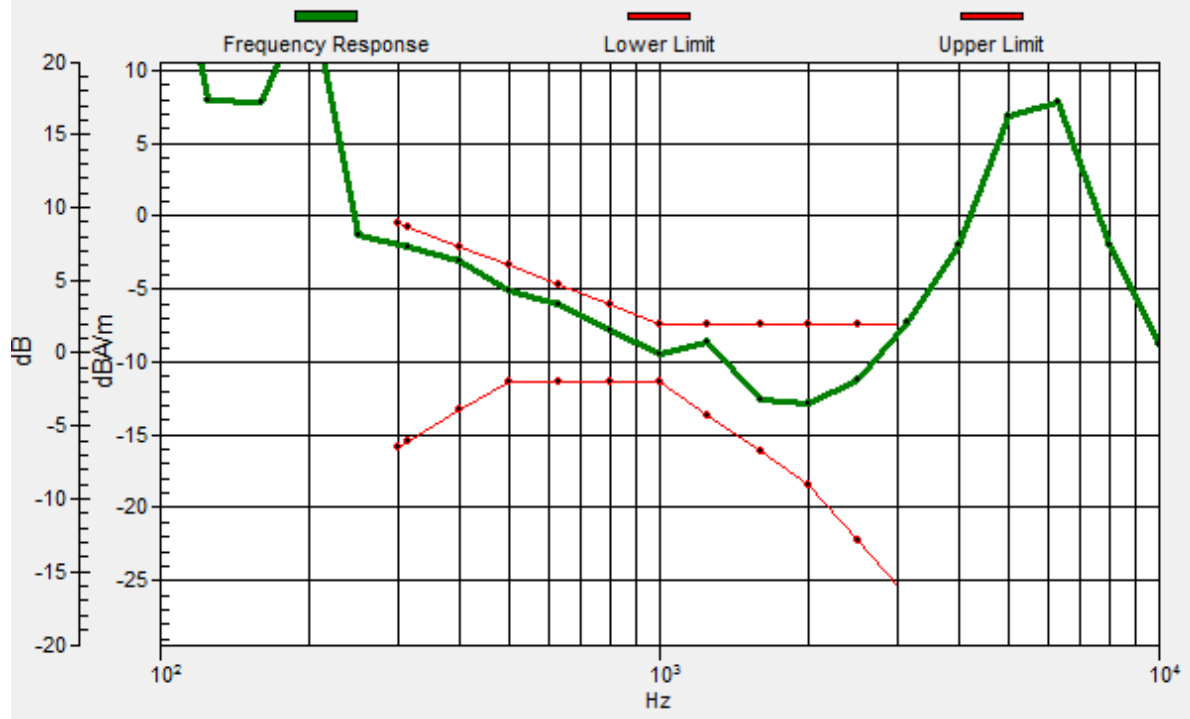
Location: 2, -3, 3.7 mm



0 dB = 34.91 = 30.86 dB

General Scans/z (axial) wideband at best S/N/ABM Freq Resp(x,y,z,f)

Loc: 1.9, -3.2, 3.7 mm Diff: 0.82dB



26_HAC_T-Coil_WLAN5GHz_802.11a_6Mbps_Ch157_EVS WB 23.85Kbps_Transversal (Y)

Communication System: 802.11a ; Frequency: 5785 MHz

Medium: Air Medium parameters used: $\sigma = 0$ S/m, $\epsilon_r = 1$; $\rho = 0$ kg/m³

Ambient Temperature : 23.2 °C

DASY5 Configuration

- Probe: AM1DV3 - 3130; ; Calibrated: 2017/11/21

- Sensor-Surface: 0mm (Fix Surface)

- Electronics: DAE4 Sn854; Calibrated: 2017/5/2

- Phantom: HAC Test Arch with AMCC; Type: SD HAC P01 BA;

- Measurement SW: DASY52, Version 52.8 (8); SEMCAD X Version 14.6.10 (7373)


General Scans/y (transversal) 4.2mm 50 x 50/ABM Interpolated SNR(x,y,z) (121x121x1):

Interpolated grid: dx=1.000 mm, dy=1.000 mm

ABM1/ABM2 = 28.09 dB

ABM1 comp = -15.58 dBA/m

Location: 2, 6, 3.7 mm



27_HAC_T-Coil_GSM850_EDGE (2 Tx slots)_Ch189_Axial (Z)

Communication System: GSM850 ; Frequency: 836.4 MHz

Medium: Air Medium parameters used: $\sigma = 0$ S/m, $\epsilon_r = 1$; $\rho = 0$ kg/m³

Ambient Temperature : 23.2 °C

DASY5 Configuration

- Probe: AM1DV3 - 3130; ; Calibrated: 2017/11/21
- Sensor-Surface: 0mm (Fix Surface)
- Electronics: DAE4 Sn854; Calibrated: 2017/5/2
- Phantom: HAC Test Arch with AMCC; Type: SD HAC P01 BA;
- Measurement SW: DASY52, Version 52.8 (8); SEMCAD X Version 14.6.10 (7373)


General Scans/z (axial) 4.2mm 50 x 50/ABM Interpolated SNR(x,y,z) (121x121x1):

Interpolated grid: dx=1.000 mm, dy=1.000 mm

ABM1/ABM2 = 43.82 dB

ABM1 comp = 9.90 dBA/m

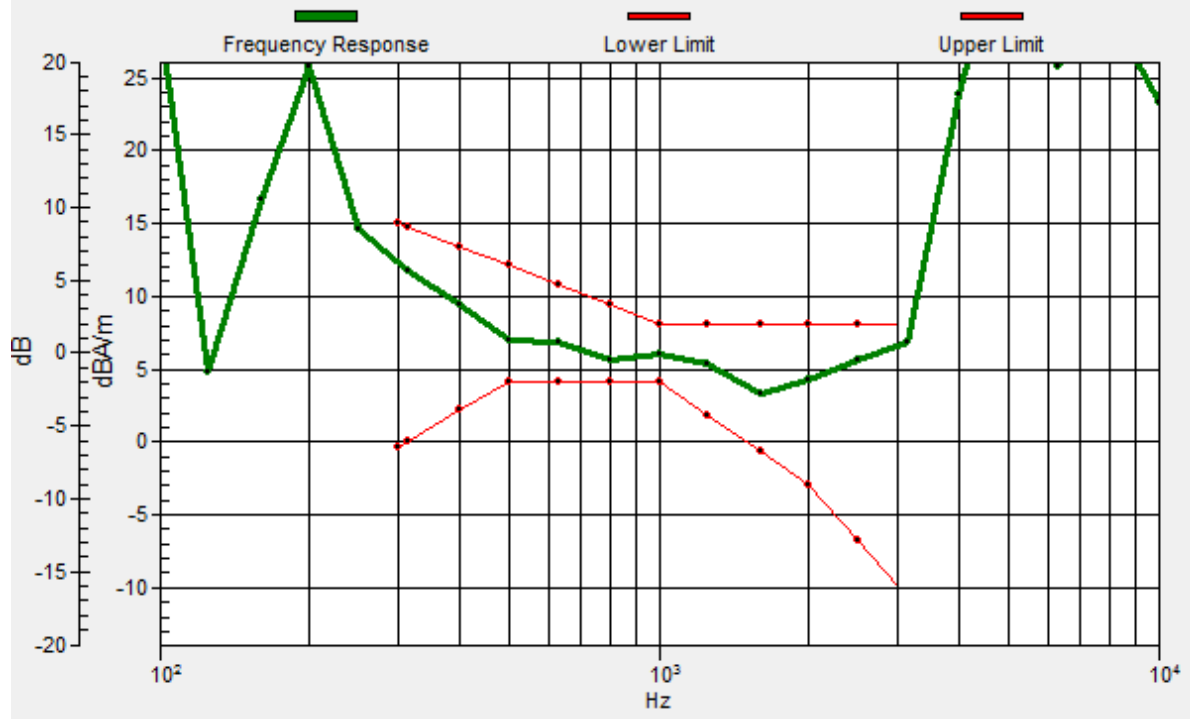
Location: 1, 1, 3.7 mm



0 dB = 155.3 = 43.82 dB

General Scans/z (axial) wideband at best S/N/ABM Freq Resp(x,y,z,f)

Loc: 5, 5, 3.7 mm Diff: 1.52dB



27_HAC_T-Coil_GSM850_EDGE (2 Tx slots)_Ch189_Transversal (Y)

Communication System: GSM850 ; Frequency: 836.4 MHz

Medium: Air Medium parameters used: $\sigma = 0$ S/m, $\epsilon_r = 1$; $\rho = 0$ kg/m³

Ambient Temperature : 23.2 °C

DASY5 Configuration

- Probe: AM1DV3 - 3130; ; Calibrated: 2017/11/21
- Sensor-Surface: 0mm (Fix Surface)
- Electronics: DAE4 Sn854; Calibrated: 2017/5/2
- Phantom: HAC Test Arch with AMCC; Type: SD HAC P01 BA;
- Measurement SW: DASY52, Version 52.8 (8); SEMCAD X Version 14.6.10 (7373)

General Scans/y (transversal) 4.2mm 50 x 50/ABM Interpolated SNR(x,y,z) (121x121x1):

Interpolated grid: dx=1.000 mm, dy=1.000 mm

ABM1/ABM2 = 43.16 dB

ABM1 comp = 4.81 dBA/m

Location: 4, 4, 3.7 mm



28_HAC_T-Coil_GSM1900_EDGE (2 Tx slots)_Ch661_Axial (Z)

Communication System: PCS ; Frequency: 1880 MHz

Medium: Air Medium parameters used: $\sigma = 0$ S/m, $\epsilon_r = 1$; $\rho = 0$ kg/m³

Ambient Temperature : 23.2 °C

DASY5 Configuration

- Probe: AM1DV3 - 3130; ; Calibrated: 2017/11/21
- Sensor-Surface: 0mm (Fix Surface)
- Electronics: DAE4 Sn854; Calibrated: 2017/5/2
- Phantom: HAC Test Arch with AMCC; Type: SD HAC P01 BA;
- Measurement SW: DASY52, Version 52.8 (8); SEMCAD X Version 14.6.10 (7373)

General Scans/z (axial) 4.2mm 50 x 50/ABM Interpolated SNR(x,y,z) (121x121x1):

Interpolated grid: dx=1.000 mm, dy=1.000 mm

ABM1/ABM2 = 43.77 dB

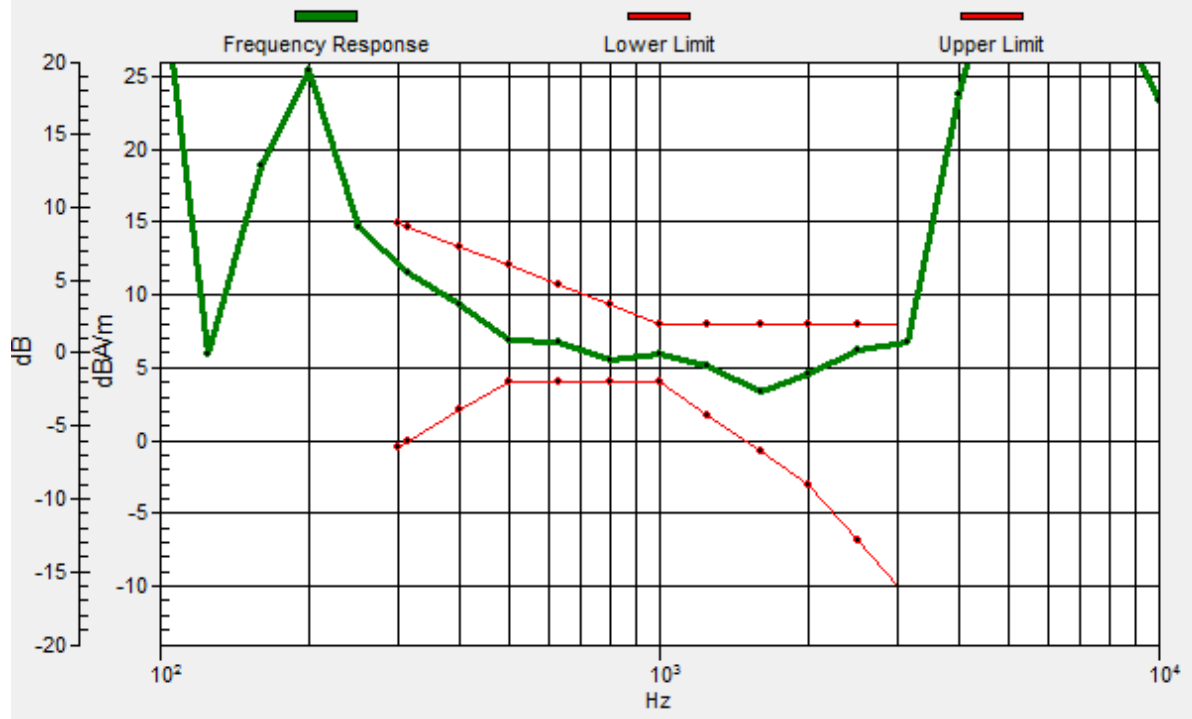
ABM1 comp = 9.85 dBA/m

Location: 1, 1, 3.7 mm



General Scans/z (axial) wideband at best S/N/ABM Freq Resp(x,y,z,f)

Loc: 5, 5, 3.7 mm Diff: 1.34dB



28_HAC_T-Coil_GSM1900_EDGE (2 Tx slots)_Ch661_Transversal (Y)

Communication System: PCS ; Frequency: 1880 MHz

Medium: Air Medium parameters used: $\sigma = 0$ S/m, $\epsilon_r = 1$; $\rho = 0$ kg/m³

Ambient Temperature : 23.2 °C

DASY5 Configuration

- Probe: AM1DV3 - 3130; ; Calibrated: 2017/11/21
- Sensor-Surface: 0mm (Fix Surface)
- Electronics: DAE4 Sn854; Calibrated: 2017/5/2
- Phantom: HAC Test Arch with AMCC; Type: SD HAC P01 BA;
- Measurement SW: DASY52, Version 52.8 (8); SEMCAD X Version 14.6.10 (7373)

General Scans/y (transversal) 4.2mm 50 x 50/ABM Interpolated SNR(x,y,z) (121x121x1):

Interpolated grid: dx=1.000 mm, dy=1.000 mm

ABM1/ABM2 = 42.83 dB

ABM1 comp = 3.12 dBA/m

Location: 3, 11, 3.7 mm



29_HAC_T-Coil_WCDMA II_HSPA_Ch9400_Axial (Z)

Communication System: WCDMA ; Frequency: 1880 MHz

Medium: Air Medium parameters used: $\sigma = 0$ S/m, $\epsilon_r = 1$; $\rho = 0$ kg/m³

Ambient Temperature : 23.2 °C

DASY5 Configuration

- Probe: AM1DV3 - 3130; ; Calibrated: 2017/11/21
- Sensor-Surface: 0mm (Fix Surface)
- Electronics: DAE4 Sn854; Calibrated: 2017/5/2
- Phantom: HAC Test Arch with AMCC; Type: SD HAC P01 BA;
- Measurement SW: DASY52, Version 52.8 (8); SEMCAD X Version 14.6.10 (7373)


General Scans/z (axial) 4.2mm 50 x 50/ABM Interpolated SNR(x,y,z) (121x121x1):

Interpolated grid: dx=1.000 mm, dy=1.000 mm

ABM1/ABM2 = 43.51 dB

ABM1 comp = 9.17 dBA/m

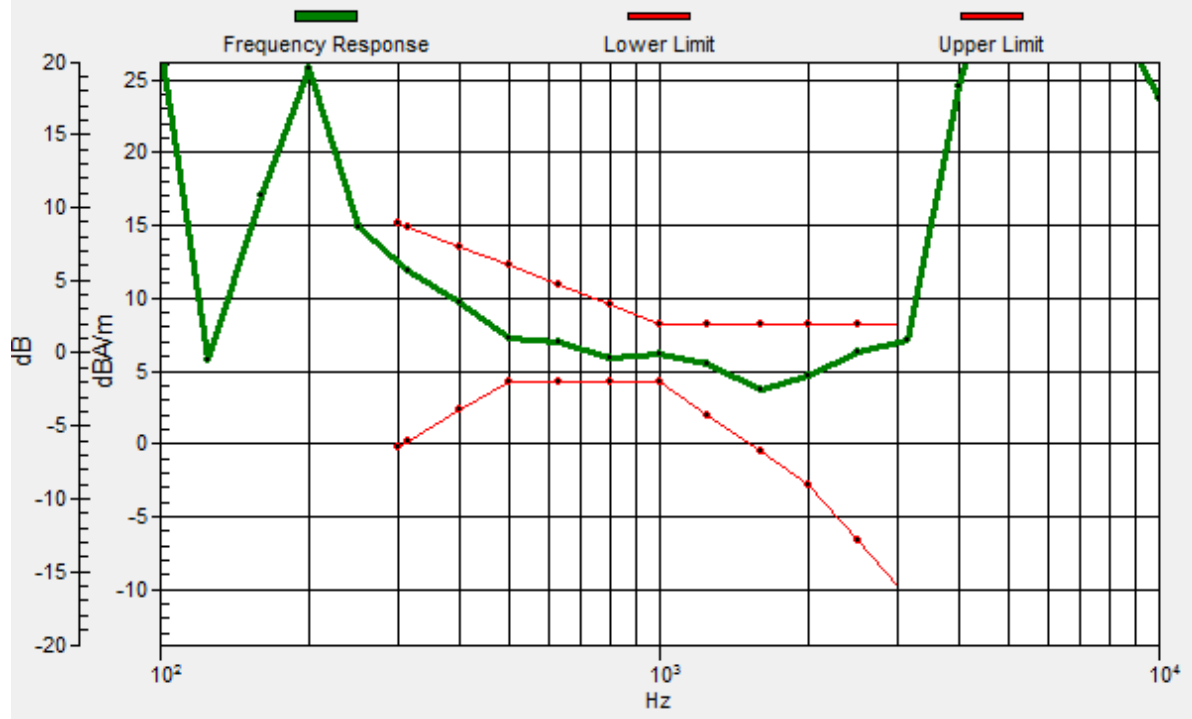
Location: 0, 1, 3.7 mm



0 dB = 149.8 = 43.51 dB

General Scans/z (axial) wideband at best S/N/ABM Freq Resp(x,y,z,f)

Loc: 5, 5, 3.7 mm Diff: 1.27dB



29_HAC_T-Coil_WCDMA II_HSPA_Ch9400_Transversal (Y)

Communication System: WCDMA ; Frequency: 1880 MHz;Duty Cycle: 1:1

Medium: Air Medium parameters used: $\sigma = 0$ S/m, $\epsilon_r = 1$; $\rho = 0$ kg/m³

Ambient Temperature : 23.2 °C

DASY5 Configuration

- Probe: AM1DV3 - 3130; ; Calibrated: 2017/11/21
- Sensor-Surface: 0mm (Fix Surface)
- Electronics: DAE4 Sn854; Calibrated: 2017/5/2
- Phantom: HAC Test Arch with AMCC; Type: SD HAC P01 BA;
- Measurement SW: DASY52, Version 52.8 (8); SEMCAD X Version 14.6.10 (7373)


General Scans/y (transversal) 4.2mm 50 x 50/ABM Interpolated SNR(x,y,z) (121x121x1):

Interpolated grid: dx=1.000 mm, dy=1.000 mm

ABM1/ABM2 = 42.93 dB

ABM1 comp = 3.80 dBA/m

Location: 4, 10, 3.7 mm



0 dB = 140.1 = 42.93 dB

30_HAC_T-Coil_WCDMA IV_HSPA_Ch1413_Axial (Z)

Communication System: WCDMA ; Frequency: 1732.6 MHz

Medium: Air Medium parameters used: $\sigma = 0$ S/m, $\epsilon_r = 1$; $\rho = 0$ kg/m³

Ambient Temperature : 23.2 °C

DASY5 Configuration

- Probe: AM1DV3 - 3130; ; Calibrated: 2017/11/21
- Sensor-Surface: 0mm (Fix Surface)
- Electronics: DAE4 Sn854; Calibrated: 2017/5/2
- Phantom: HAC Test Arch with AMCC; Type: SD HAC P01 BA;
- Measurement SW: DASY52, Version 52.8 (8); SEMCAD X Version 14.6.10 (7373)

General Scans/z (axial) 4.2mm 50 x 50/ABM Interpolated SNR(x,y,z) (121x121x1):

Interpolated grid: dx=1.000 mm, dy=1.000 mm

ABM1/ABM2 = 43.69 dB

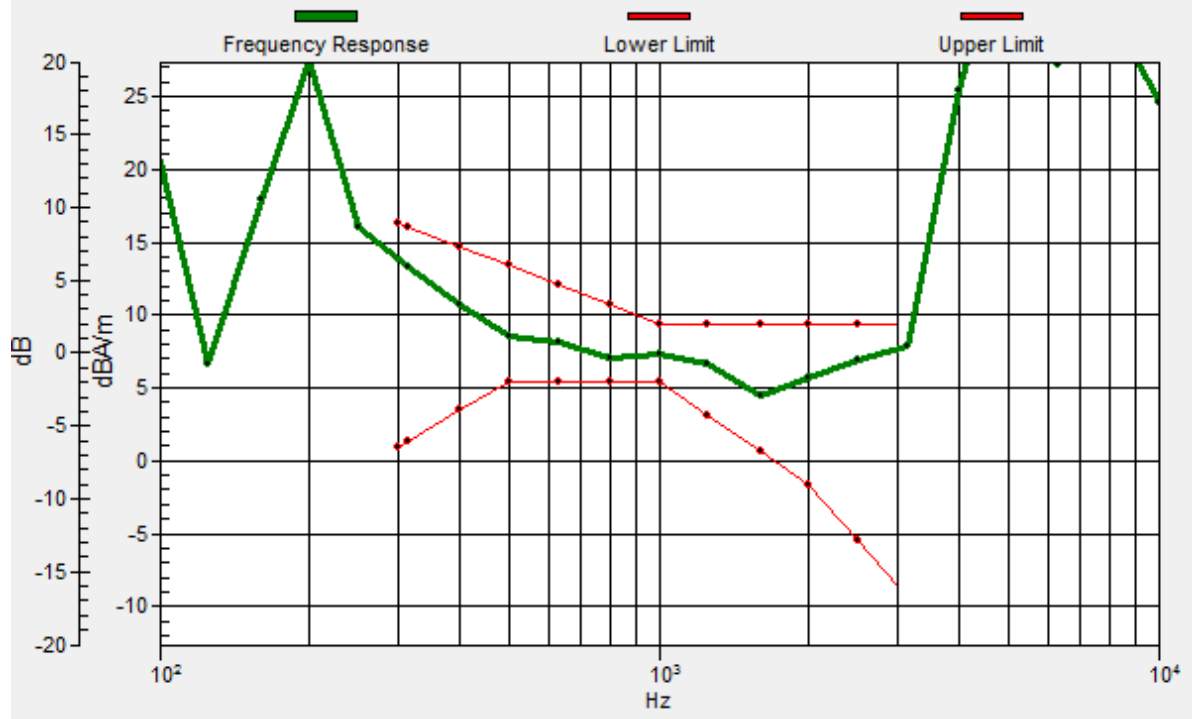
ABM1 comp = 10.03 dBA/m

Location: 1, 0, 3.7 mm



General Scans/z (axial) wideband at best S/N/ABM Freq Resp(x,y,z,f)

Loc: 5, -5, 3.7 mm Diff: 1.7dB



30_HAC_T-Coil_WCDMA IV_HSPA_Ch1413_Transversal (Y)

Communication System: WCDMA ; Frequency: 1732.6 MHz

Medium: Air Medium parameters used: $\sigma = 0$ S/m, $\epsilon_r = 1$; $\rho = 0$ kg/m³

Ambient Temperature : 23.2 °C

DASY5 Configuration

- Probe: AM1DV3 - 3130; ; Calibrated: 2017/11/21
- Sensor-Surface: 0mm (Fix Surface)
- Electronics: DAE4 Sn854; Calibrated: 2017/5/2
- Phantom: HAC Test Arch with AMCC; Type: SD HAC P01 BA;
- Measurement SW: DASY52, Version 52.8 (8); SEMCAD X Version 14.6.10 (7373)


General Scans/y (transversal) 4.2mm 50 x 50/ABM Interpolated SNR(x,y,z) (121x121x1):

Interpolated grid: dx=1.000 mm, dy=1.000 mm

ABM1/ABM2 = 43.26 dB

ABM1 comp = 3.50 dBA/m

Location: 3, -12, 3.7 mm



31_HAC_T-Coil_WCDMA V_HSPA_Ch4182_Axial (Z)

Communication System: WCDMA ; Frequency: 836.4 MHz

Medium: Air Medium parameters used: $\sigma = 0$ S/m, $\epsilon_r = 1$; $\rho = 0$ kg/m³

Ambient Temperature : 23.2 °C

DASY5 Configuration

- Probe: AM1DV3 - 3130; ; Calibrated: 2017/11/21
- Sensor-Surface: 0mm (Fix Surface)
- Electronics: DAE4 Sn854; Calibrated: 2017/5/2
- Phantom: HAC Test Arch with AMCC; Type: SD HAC P01 BA;
- Measurement SW: DASY52, Version 52.8 (8); SEMCAD X Version 14.6.10 (7373)


General Scans/z (axial) 4.2mm 50 x 50/ABM Interpolated SNR(x,y,z) (121x121x1):

Interpolated grid: dx=1.000 mm, dy=1.000 mm

ABM1/ABM2 = 43.83 dB

ABM1 comp = 8.93 dBA/m

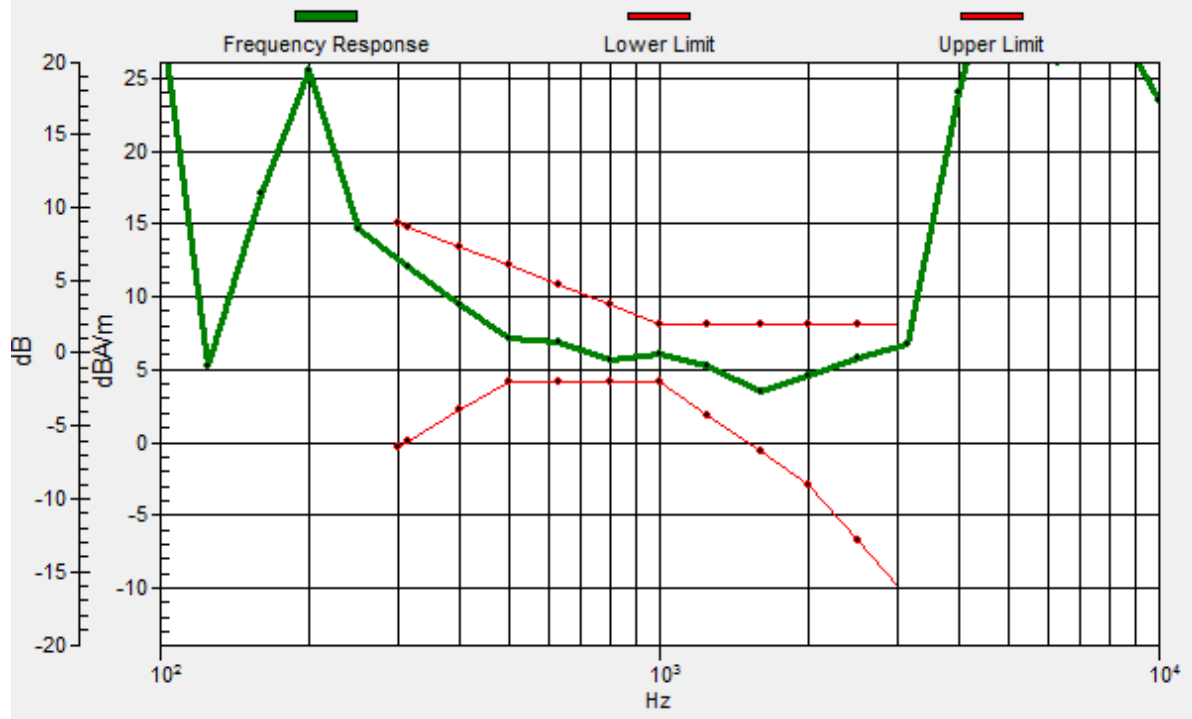
Location: -1, 0, 3.7 mm



0 dB = 155.5 = 43.83 dB

General Scans/z (axial) wideband at best S/N/ABM Freq Resp(x,y,z,f)

Loc: 5, 5, 3.7 mm Diff: 1.5dB



31_HAC_T-Coil_WCDMA V_HSPA_Ch4182_Transversal (Y)

Communication System: WCDMA ; Frequency: 836.4 MHz

Medium: Air Medium parameters used: $\sigma = 0$ S/m, $\epsilon_r = 1$; $\rho = 0$ kg/m³

Ambient Temperature : 23.2 °C

DASY5 Configuration

- Probe: AM1DV3 - 3130; ; Calibrated: 2017/11/21
- Sensor-Surface: 0mm (Fix Surface)
- Electronics: DAE4 Sn854; Calibrated: 2017/5/2
- Phantom: HAC Test Arch with AMCC; Type: SD HAC P01 BA;
- Measurement SW: DASY52, Version 52.8 (8); SEMCAD X Version 14.6.10 (7373)

General Scans/y (transversal) 4.2mm 50 x 50/ABM Interpolated SNR(x,y,z) (121x121x1):

Interpolated grid: dx=1.000 mm, dy=1.000 mm

ABM1/ABM2 = 42.85 dB

ABM1 comp = 2.98 dBA/m

Location: 2, -10, 3.7 mm



32_HAC_T-Coil_CDMA_BC0_EVDO_Ch384_Axial (Z)

Communication System: CDMA T-Coil ; Frequency: 836.52 MHz

Medium: Air Medium parameters used: $\sigma = 0$ S/m, $\epsilon_r = 1$; $\rho = 0$ kg/m³

Ambient Temperature : 23.2 °C

DASY5 Configuration

- Probe: AM1DV3 - 3130; ; Calibrated: 2017/11/21
- Sensor-Surface: 0mm (Fix Surface)
- Electronics: DAE4 Sn854; Calibrated: 2017/5/2
- Phantom: HAC Test Arch with AMCC; Type: SD HAC P01 BA;
- Measurement SW: DASY52, Version 52.8 (8); SEMCAD X Version 14.6.10 (7373)


General Scans/z (axial) 4.2mm 50 x 50/ABM Interpolated SNR(x,y,z) (121x121x1):

Interpolated grid: dx=1.000 mm, dy=1.000 mm

ABM1/ABM2 = 43.54 dB

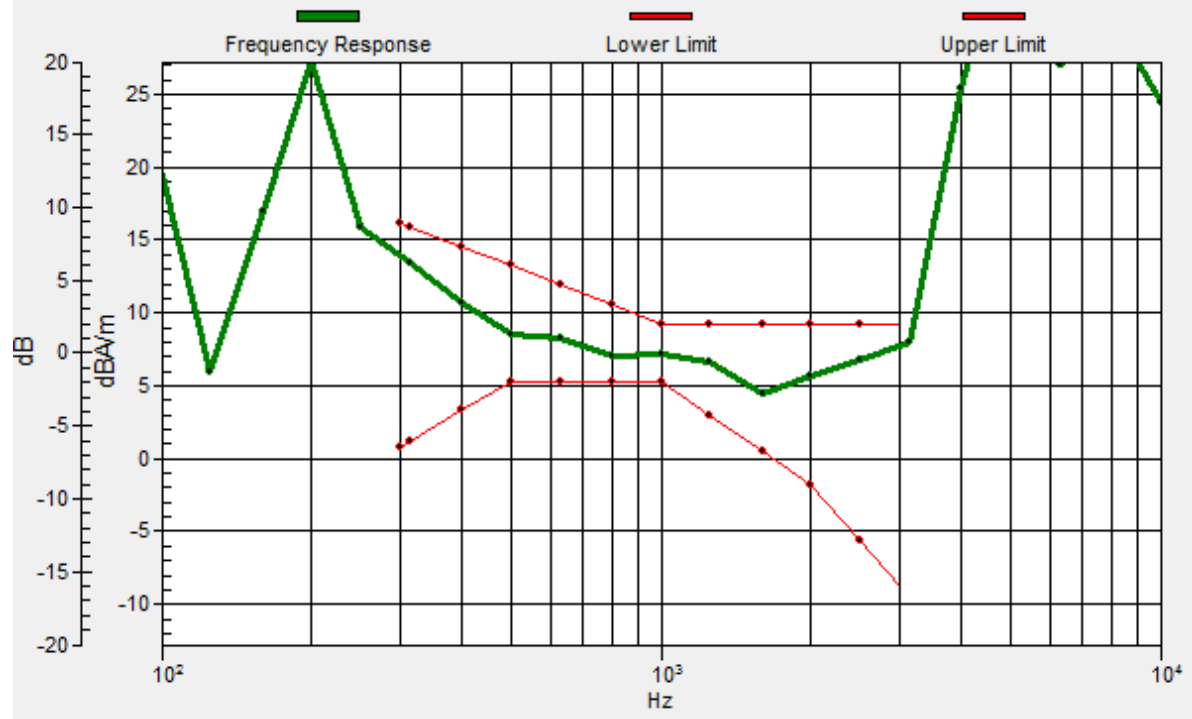
ABM1 comp = 9.14 dBA/m

Location: 0, 1, 3.7 mm



General Scans/z (axial) wideband at best S/N/ABM Freq Resp(x,y,z,f)

Loc: 5, -5, 3.7 mm Diff: 1.48dB



32_HAC_T-Coil_CDMA_BC0_EVDO_Ch384_Transversal (Y)

Communication System: CDMA T-Coil ; Frequency: 836.52 MHz

Medium: Air Medium parameters used: $\sigma = 0$ S/m, $\epsilon_r = 1$; $\rho = 0$ kg/m³

Ambient Temperature : 23.2 °C

DASY5 Configuration

- Probe: AM1DV3 - 3130; ; Calibrated: 2017/11/21
- Sensor-Surface: 0mm (Fix Surface)
- Electronics: DAE4 Sn854; Calibrated: 2017/5/2
- Phantom: HAC Test Arch with AMCC; Type: SD HAC P01 BA;
- Measurement SW: DASY52, Version 52.8 (8); SEMCAD X Version 14.6.10 (7373)

General Scans/y (transversal) 4.2mm 50 x 50/ABM Interpolated SNR(x,y,z) (121x121x1):

Interpolated grid: dx=1.000 mm, dy=1.000 mm

ABM1/ABM2 = 42.83 dB

ABM1 comp = 2.30 dBA/m

Location: 1, -8, 3.7 mm



33_HAC_T-Coil_CDMA_BC1_EVDO_Ch600_Axial (Z)

Communication System: CDMA T-Coil ; Frequency: 1880 MHz

Medium: Air Medium parameters used: $\sigma = 0$ S/m, $\epsilon_r = 1$; $\rho = 0$ kg/m³

Ambient Temperature : 23.2 °C

DASY5 Configuration

- Probe: AM1DV3 - 3130; ; Calibrated: 2017/11/21
- Sensor-Surface: 0mm (Fix Surface)
- Electronics: DAE4 Sn854; Calibrated: 2017/5/2
- Phantom: HAC Test Arch with AMCC; Type: SD HAC P01 BA;
- Measurement SW: DASY52, Version 52.8 (8); SEMCAD X Version 14.6.10 (7373)

General Scans/z (axial) 4.2mm 50 x 50/ABM Interpolated SNR(x,y,z) (121x121x1):

Interpolated grid: dx=1.000 mm, dy=1.000 mm

ABM1/ABM2 = 43.84 dB

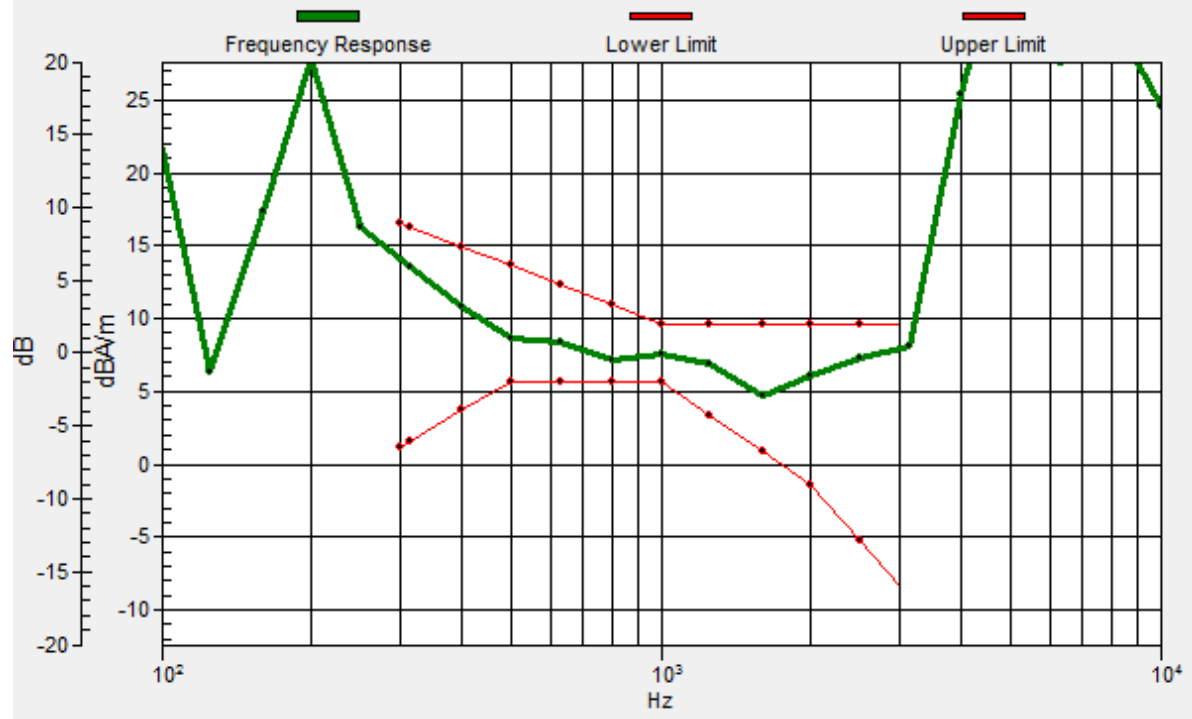
ABM1 comp = 10.75 dBA/m

Location: 2, 0, 3.7 mm



General Scans/z (axial) wideband at best S/N/ABM Freq Resp(x,y,z,f)

Loc: 5, -5, 3.7 mm Diff: 1.46dB



33_HAC_T-Coil_CDMA_BC1_EVDO_Ch600_Transversal (Y)

Communication System: CDMA T-Coil ; Frequency: 1880 MHz

Medium: Air Medium parameters used: $\sigma = 0$ S/m, $\epsilon_r = 1$; $\rho = 0$ kg/m³

Ambient Temperature : 23.2 °C

DASY5 Configuration

- Probe: AM1DV3 - 3130; ; Calibrated: 2017/11/21
- Sensor-Surface: 0mm (Fix Surface)
- Electronics: DAE4 Sn854; Calibrated: 2017/5/2
- Phantom: HAC Test Arch with AMCC; Type: SD HAC P01 BA;
- Measurement SW: DASY52, Version 52.8 (8); SEMCAD X Version 14.6.10 (7373)

General Scans/y (transversal) 4.2mm 50 x 50/ABM Interpolated SNR(x,y,z) (121x121x1):

Interpolated grid: dx=1.000 mm, dy=1.000 mm

ABM1/ABM2 = 43.00 dB

ABM1 comp = 3.83 dBA/m

Location: 4, -3, 3.7 mm



34_HAC_T-Coil_CDMA_BC10_EVDO_Ch580_Axial (Z)

Communication System: CDMA T-Coil ; Frequency: 820.5 MHz

Medium: Air Medium parameters used: $\sigma = 0$ S/m, $\epsilon_r = 1$; $\rho = 0$ kg/m³

Ambient Temperature : 23.2 °C

DASY5 Configuration

- Probe: AM1DV3 - 3130; ; Calibrated: 2017/11/21
- Sensor-Surface: 0mm (Fix Surface)
- Electronics: DAE4 Sn854; Calibrated: 2017/5/2
- Phantom: HAC Test Arch with AMCC; Type: SD HAC P01 BA;
- Measurement SW: DASY52, Version 52.8 (8); SEMCAD X Version 14.6.10 (7373)

General Scans/z (axial) 4.2mm 50 x 50/ABM Interpolated SNR(x,y,z) (121x121x1):

Interpolated grid: dx=1.000 mm, dy=1.000 mm

ABM1/ABM2 = 44.12 dB

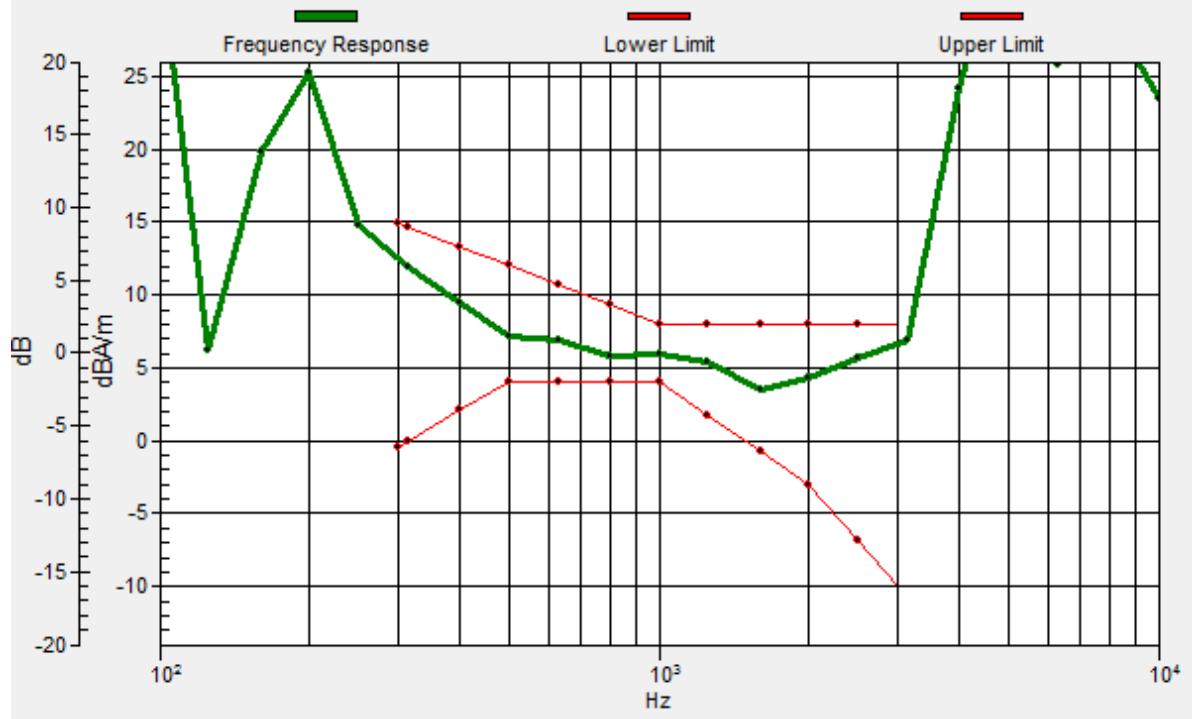
ABM1 comp = 9.79 dBA/m

Location: 1, 2, 3.7 mm



General Scans/z (axial) wideband at best S/N/ABM Freq Resp(x,y,z,f)

Loc: 5, 5, 3.7 mm Diff: 1.37dB



34_HAC_T-Coil_CDMA_BC10_EVDO_Ch580_Transversal (Y)

Communication System: CDMA T-Coil ; Frequency: 820.5 MHz

Medium: Air Medium parameters used: $\sigma = 0$ S/m, $\epsilon_r = 1$; $\rho = 0$ kg/m³

Ambient Temperature : 23.2 °C

DASY5 Configuration

- Probe: AM1DV3 - 3130; ; Calibrated: 2017/11/21
- Sensor-Surface: 0mm (Fix Surface)
- Electronics: DAE4 Sn854; Calibrated: 2017/5/2
- Phantom: HAC Test Arch with AMCC; Type: SD HAC P01 BA;
- Measurement SW: DASY52, Version 52.8 (8); SEMCAD X Version 14.6.10 (7373)

General Scans/y (transversal) 4.2mm 50 x 50/ABM Interpolated SNR(x,y,z) (121x121x1):

Interpolated grid: dx=1.000 mm, dy=1.000 mm

ABM1/ABM2 = 43.52 dB

ABM1 comp = 3.77 dBA/m

Location: 4, -11, 3.7 mm



35_HAC_T-Coil_LTE Band 17_10M_QPSK_1RB_0offset_Ch23790_Axial (Z)

Communication System: LTE ; Frequency: 710 MHz

Medium: Air Medium parameters used: $\sigma = 0$ S/m, $\epsilon_r = 1$; $\rho = 0$ kg/m³

Ambient Temperature : 23.2 °C

DASY5 Configuration

- Probe: AM1DV3 - 3130; ; Calibrated: 2017/11/21
- Sensor-Surface: 0mm (Fix Surface)
- Electronics: DAE4 Sn854; Calibrated: 2017/5/2
- Phantom: HAC Test Arch with AMCC; Type: SD HAC P01 BA;
- Measurement SW: DASY52, Version 52.8 (8); SEMCAD X Version 14.6.10 (7373)


General Scans/z (axial) 4.2mm 50 x 50/ABM Interpolated SNR(x,y,z) (121x121x1):

Interpolated grid: dx=1.000 mm, dy=1.000 mm

ABM1/ABM2 = 43.86 dB

ABM1 comp = 10.65 dBA/m

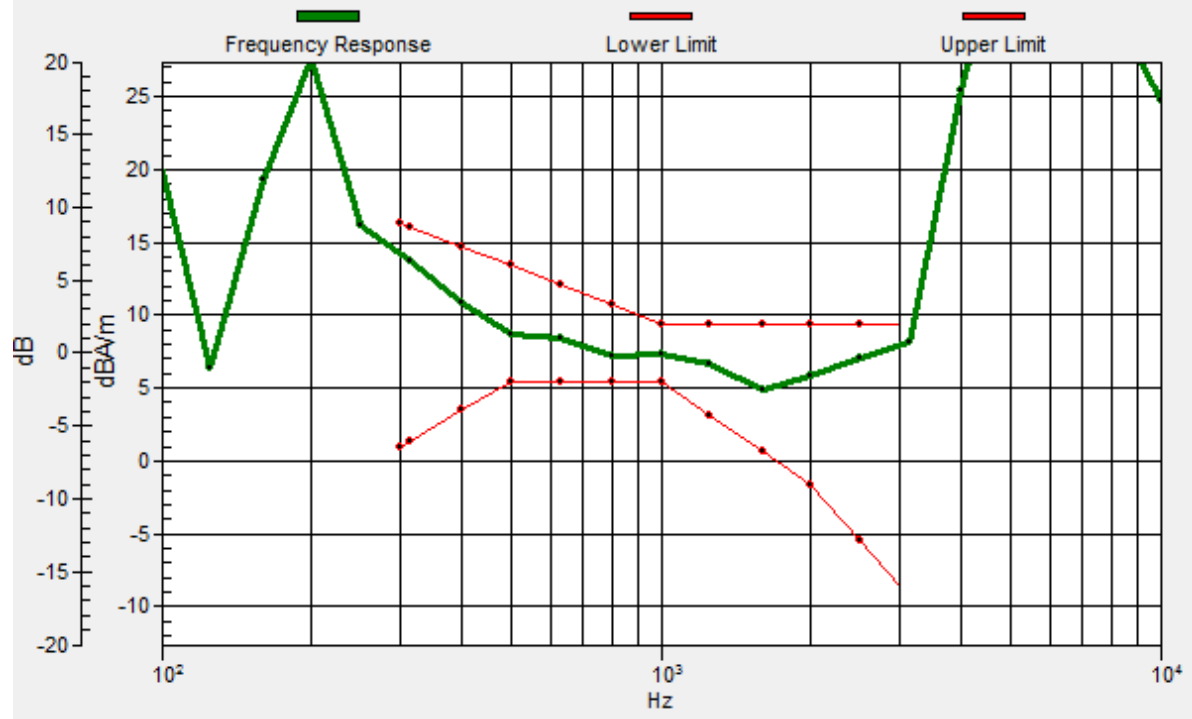
Location: 1, -1, 3.7 mm



0 dB = 156.0 = 43.86 dB

General Scans/z (axial) wideband at best S/N/ABM Freq Resp(x,y,z,f)

Loc: 5, -5, 3.7 mm Diff: 1.53dB



35_HAC_T-Coil_LTE Band 17_10M_QPSK_1RB_0offset_Ch23790_Transversal (Y)

Communication System: LTE ; Frequency: 710 MHz

Medium: Air Medium parameters used: $\sigma = 0$ S/m, $\epsilon_r = 1$; $\rho = 0$ kg/m³

Ambient Temperature : 23.2 °C

DASY5 Configuration

- Probe: AM1DV3 - 3130; ; Calibrated: 2017/11/21
- Sensor-Surface: 0mm (Fix Surface)
- Electronics: DAE4 Sn854; Calibrated: 2017/5/2
- Phantom: HAC Test Arch with AMCC; Type: SD HAC P01 BA;
- Measurement SW: DASY52, Version 52.8 (8); SEMCAD X Version 14.6.10 (7373)


General Scans/y (transversal) 4.2mm 50 x 50/ABM Interpolated SNR(x,y,z) (121x121x1):

Interpolated grid: dx=1.000 mm, dy=1.000 mm

ABM1/ABM2 = 43.22 dB

ABM1 comp = 1.90 dBA/m

Location: 0, 12, 3.7 mm



0 dB = 145.0 = 43.22 dB

36_HAC_T-Coil_LTE Band 41_20M_QPSK_1RB_0offset_Ch40620_Axial (Z)

Communication System: LTE ; Frequency: 2593 MHz

Medium: Air Medium parameters used: $\sigma = 0$ S/m, $\epsilon_r = 1$; $\rho = 0$ kg/m³

Ambient Temperature : 23.2 °C

DASY5 Configuration

- Probe: AM1DV3 - 3130; ; Calibrated: 2017/11/21
- Sensor-Surface: 0mm (Fix Surface)
- Electronics: DAE4 Sn854; Calibrated: 2017/5/2
- Phantom: HAC Test Arch with AMCC; Type: SD HAC P01 BA;
- Measurement SW: DASY52, Version 52.8 (8); SEMCAD X Version 14.6.10 (7373)


General Scans/z (axial) 4.2mm 50 x 50/ABM Interpolated SNR(x,y,z) (121x121x1):

Interpolated grid: dx=1.000 mm, dy=1.000 mm

ABM1/ABM2 = 50.14 dB

ABM1 comp = 10.49 dBA/m

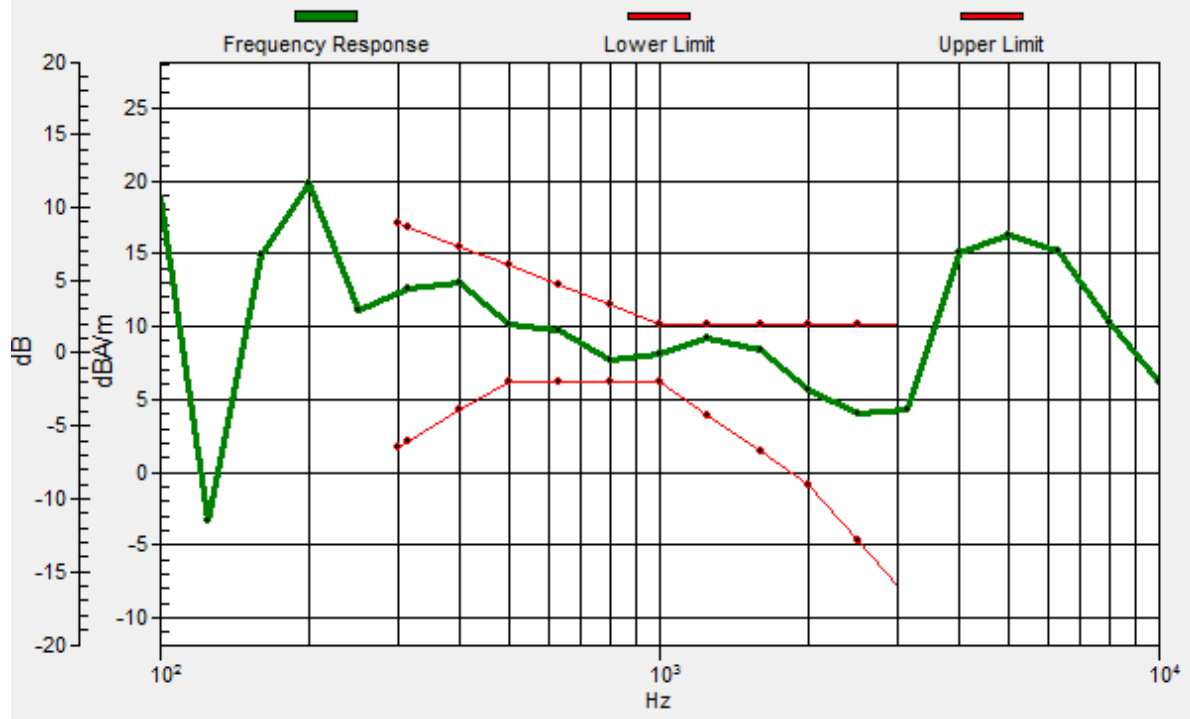
Location: 4, -3, 3.7 mm



0 dB = 321.4 = 50.14 dB

General Scans/z (axial) wideband at best S/N/ABM Freq Resp(x,y,z,f)

Loc: 3.4, -2.9, 3.7 mm Diff: 1.02dB



36_HAC_T-Coil_LTE Band 41_20M_QPSK_1RB_0offset_Ch40620_Transversal (Y)

Communication System: LTE ; Frequency: 2593 MHz

Medium: Air Medium parameters used: $\sigma = 0$ S/m, $\epsilon_r = 1$; $\rho = 0$ kg/m³

Ambient Temperature : 23.2 °C

DASY5 Configuration

- Probe: AM1DV3 - 3130; ; Calibrated: 2017/11/21
- Sensor-Surface: 0mm (Fix Surface)
- Electronics: DAE4 Sn854; Calibrated: 2017/5/2
- Phantom: HAC Test Arch with AMCC; Type: SD HAC P01 BA;
- Measurement SW: DASY52, Version 52.8 (8); SEMCAD X Version 14.6.10 (7373)


General Scans/y (transversal) 4.2mm 50 x 50/ABM Interpolated SNR(x,y,z) (121x121x1):

Interpolated grid: dx=1.000 mm, dy=1.000 mm

ABM1/ABM2 = 47.79 dB

ABM1 comp = 1.80 dBA/m

Location: 4, -4, 3.7 mm



0 dB = 245.3 = 47.79 dB

37_HAC_T-Coil_WLAN2.4GHz_802.11b 1Mbps_Ch6_Axial (Z)

Communication System: 802.11b ; Frequency: 2437 MHz

Medium: Air Medium parameters used: $\sigma = 0$ S/m, $\epsilon_r = 1$; $\rho = 0$ kg/m³

Ambient Temperature : 23.2 °C

DASY5 Configuration

- Probe: AM1DV3 - 3130; ; Calibrated: 2017/11/21
- Sensor-Surface: 0mm (Fix Surface)
- Electronics: DAE4 Sn854; Calibrated: 2017/5/2
- Phantom: HAC Test Arch with AMCC; Type: SD HAC P01 BA;
- Measurement SW: DASY52, Version 52.8 (8); SEMCAD X Version 14.6.10 (7373)


General Scans/z (axial) 4.2mm 50 x 50/ABM Interpolated SNR(x,y,z) (121x121x1):

Interpolated grid: dx=1.000 mm, dy=1.000 mm

ABM1/ABM2 = 43.76 dB

ABM1 comp = 5.22 dBA/m

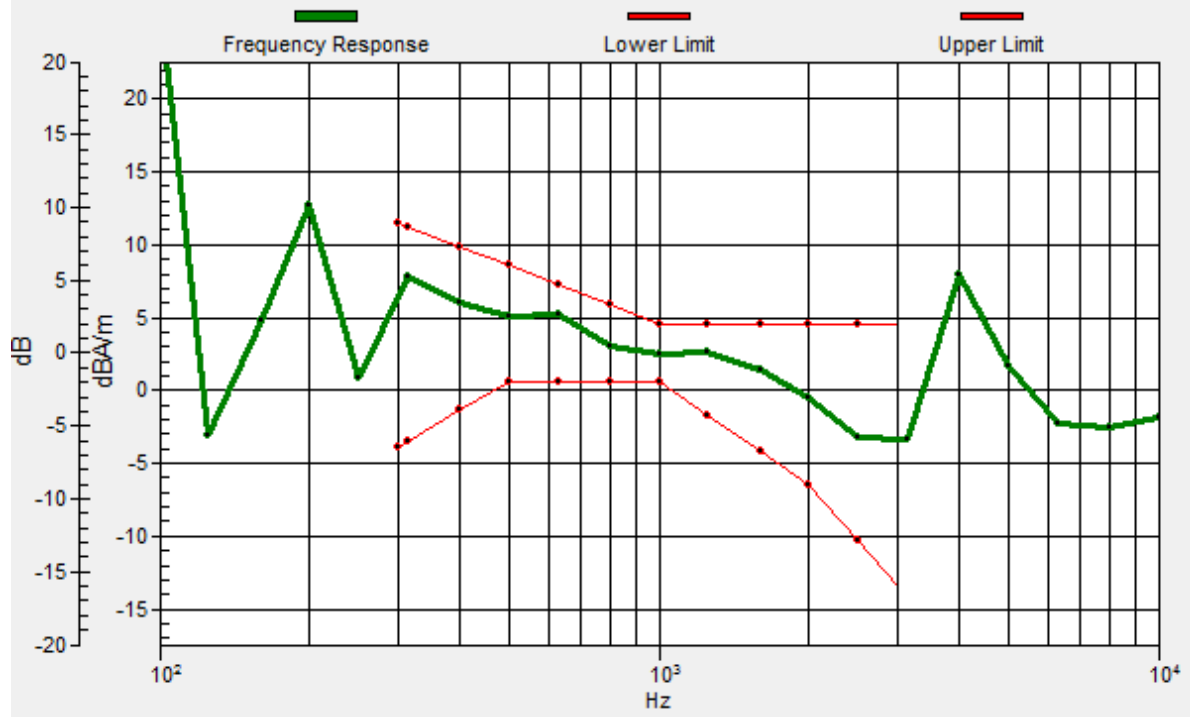
Location: -3, 0, 3.7 mm



0 dB = 154.2 = 43.76 dB

General Scans/z (axial) wideband at best S/N/ABM Freq Resp(x,y,z,f)

Loc: -2.9, -0.2, 3.7 mm Diff: 1.9dB



37_HAC_T-Coil_WLAN2.4GHz_802.11b 1Mbps_Ch6_Transversal (Y)

Communication System: 802.11b ; Frequency: 2437 MHz

Medium: Air Medium parameters used: $\sigma = 0$ S/m, $\epsilon_r = 1$; $\rho = 0$ kg/m³

Ambient Temperature : 23.2 °C

DASY5 Configuration

- Probe: AM1DV3 - 3130; ; Calibrated: 2017/11/21
- Sensor-Surface: 0mm (Fix Surface)
- Electronics: DAE4 Sn854; Calibrated: 2017/5/2
- Phantom: HAC Test Arch with AMCC; Type: SD HAC P01 BA;
- Measurement SW: DASY52, Version 52.8 (8); SEMCAD X Version 14.6.10 (7373)


General Scans/y (transversal) 4.2mm 50 x 50/ABM Interpolated SNR(x,y,z) (121x121x1):

Interpolated grid: dx=1.000 mm, dy=1.000 mm

ABM1/ABM2 = 44.21 dB

ABM1 comp = -2.32 dBA/m

Location: -3, -5, 3.7 mm



0 dB = 162.4 = 44.21 dB

38_HAC_T-Coil_WLAN5GHz_802.11a_6Mbps_Ch157_Axial (Z)

Communication System: 802.11a ; Frequency: 5785 MHz

Medium: Air Medium parameters used: $\sigma = 0$ S/m, $\epsilon_r = 1$; $\rho = 0$ kg/m³

Ambient Temperature : 23.2 °C

DASY5 Configuration

- Probe: AM1DV3 - 3130; ; Calibrated: 2017/11/21
- Sensor-Surface: 0mm (Fix Surface)
- Electronics: DAE4 Sn854; Calibrated: 2017/5/2
- Phantom: HAC Test Arch with AMCC; Type: SD HAC P01 BA;
- Measurement SW: DASY52, Version 52.8 (8); SEMCAD X Version 14.6.10 (7373)


General Scans/z (axial) 4.2mm 50 x 50/ABM Interpolated SNR(x,y,z) (121x121x1):

Interpolated grid: dx=1.000 mm, dy=1.000 mm

ABM1/ABM2 = 50.13 dB

ABM1 comp = 9.30 dBA/m

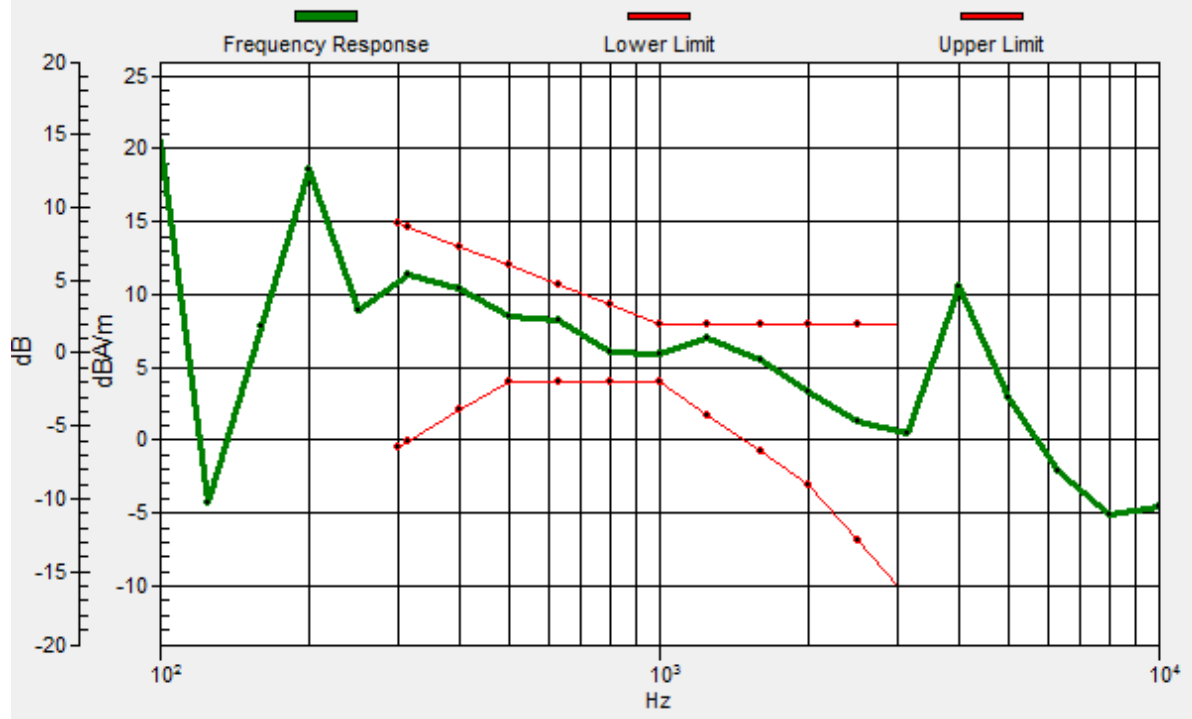
Location: 3, -1, 3.7 mm



0 dB = 321.2 = 50.14 dB

General Scans/z (axial) wideband at best S/N/ABM Freq Resp(x,y,z,f)

Loc: 3.5, -1.2, 3.7 mm Diff: 0.92dB



38_HAC_T-Coil_WLAN5GHz_802.11a_6Mbps_Ch157_Transversal (Y)

Communication System: 802.11a ; Frequency: 5785 MHz

Medium: Air Medium parameters used: $\sigma = 0$ S/m, $\epsilon_r = 1$; $\rho = 0$ kg/m³

Ambient Temperature : 23.2 °C

DASY5 Configuration

- Probe: AM1DV3 - 3130; ; Calibrated: 2017/11/21
- Sensor-Surface: 0mm (Fix Surface)
- Electronics: DAE4 Sn854; Calibrated: 2017/5/2
- Phantom: HAC Test Arch with AMCC; Type: SD HAC P01 BA;
- Measurement SW: DASY52, Version 52.8 (8); SEMCAD X Version 14.6.10 (7373)


General Scans/y (transversal) 4.2mm 50 x 50/ABM Interpolated SNR(x,y,z) (121x121x1):

Interpolated grid: dx=1.000 mm, dy=1.000 mm

ABM1/ABM2 = 46.02 dB

ABM1 comp = 0.54 dBA/m

Location: 2, 13, 3.7 mm



0 dB = 200.0 = 46.02 dB