

1 HAC RF GSM850_Voice_Ch128_E

Communication System: UID 10021 - DAB, GSM-FDD (TDMA, GMSK); Frequency: 824.2 MHz; Duty Cycle: 1:8.3

Medium: Air Medium parameters used: $\sigma = 0$ S/m, $\epsilon_r = 1$; $\rho = 0$ kg/m³

Ambient Temperature : 23.5 °C

DASY5 Configuration:

- Probe: ER3DV6 - SN2528; ConvF(1, 1, 1); Calibrated: 2017.1.25;
- Sensor-Surface: (Fix Surface)
- Electronics: DAE4 Sn1326; Calibrated: 2017.9.15
- Phantom: HAC Test Arch with AMCC; Type: SD HAC P01 BA;
- Measurement SW: DASY52, Version 52.8 (8); SEMCAD X Version 14.6.10 (7331)

Ch128/Hearing Aid Compatibility Test (101x101x1): Interpolated grid: dx=0.5000 mm, dy=0.5000 mm

Device Reference Point: 0, 0, -6.3 mm

Reference Value = 48.52 V/m; Power Drift = -0.17 dB

Applied MIF = 3.63 dB

RF audio interference level = 35.13 dBV/m

Emission category: M4

MIF scaled E-field

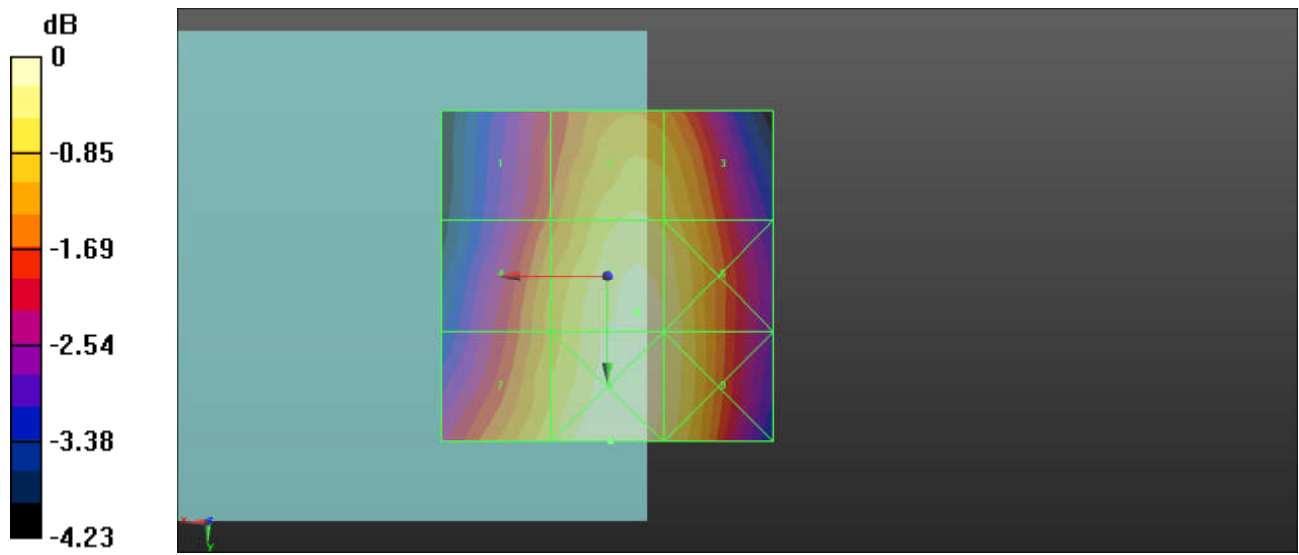
Grid 1 M4 33.68 dBV/m	Grid 2 M4 34.75 dBV/m	Grid 3 M4 34.63 dBV/m
Grid 4 M4 34.25 dBV/m	Grid 5 M4 35.13 dBV/m	Grid 6 M4 34.97 dBV/m
Grid 7 M4 34.67 dBV/m	Grid 8 M4 35.26 dBV/m	Grid 9 M4 34.98 dBV/m

Cursor:

Total = 35.26 dBV/m

E Category: M4

Location: -0.5, 25, 9.7 mm



0 dB = 57.93 V/m = 35.26 dBV/m

2 HAC RF GSM850_Voice_Ch189_E

Communication System: UID 10021 - DAB, GSM-FDD (TDMA, GMSK); Frequency: 836.4 MHz; Duty Cycle: 1:8.3

Medium: Air Medium parameters used: $\sigma = 0$ S/m, $\epsilon_r = 1$; $\rho = 0$ kg/m³

Ambient Temperature : 23.5 °C

DASY5 Configuration:

- Probe: ER3DV6 - SN2528; ConvF(1, 1, 1); Calibrated: 2017.1.25;
- Sensor-Surface: (Fix Surface)
- Electronics: DAE4 Sn1326; Calibrated: 2017.9.15
- Phantom: HAC Test Arch with AMCC; Type: SD HAC P01 BA;
- Measurement SW: DASY52, Version 52.8 (8); SEMCAD X Version 14.6.10 (7331)

Ch189/Hearing Aid Compatibility Test (101x101x1): Interpolated grid: dx=0.5000 mm, dy=0.5000 mm

Device Reference Point: 0, 0, -6.3 mm

Reference Value = 43.42 V/m; Power Drift = -0.05 dB

Applied MIF = 3.63 dB

RF audio interference level = 34.30 dBV/m

Emission category: M4

MIF scaled E-field

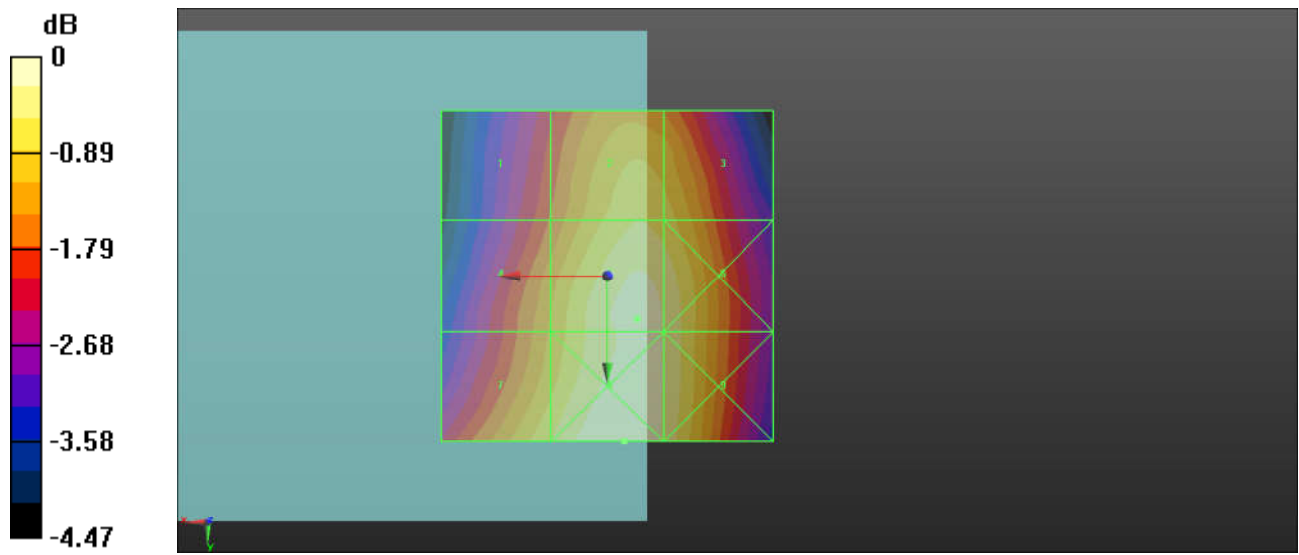
Grid 1 M4 32.73 dBV/m	Grid 2 M4 33.87 dBV/m	Grid 3 M4 33.74 dBV/m
Grid 4 M4 33.32 dBV/m	Grid 5 M4 34.3 dBV/m	Grid 6 M4 34.15 dBV/m
Grid 7 M4 33.89 dBV/m	Grid 8 M4 34.46 dBV/m	Grid 9 M4 34.15 dBV/m

Cursor:

Total = 34.46 dBV/m

E Category: M4

Location: -2.5, 25, 9.7 mm



0 dB = 52.87 V/m = 34.46 dBV/m

3 HAC RF GSM850_Voice_Ch251_E

Communication System: UID 10021 - DAB, GSM-FDD (TDMA, GMSK); Frequency: 848.8 MHz; Duty Cycle: 1:8.3

Medium: Air Medium parameters used: $\sigma = 0$ S/m, $\epsilon_r = 1$; $\rho = 0$ kg/m³

Ambient Temperature : 23.5 °C

DASY5 Configuration:

- Probe: ER3DV6 - SN2528; ConvF(1, 1, 1); Calibrated: 2017.1.25;
- Sensor-Surface: (Fix Surface)
- Electronics: DAE4 Sn1326; Calibrated: 2017.9.15
- Phantom: HAC Test Arch with AMCC; Type: SD HAC P01 BA;
- Measurement SW: DASY52, Version 52.8 (8); SEMCAD X Version 14.6.10 (7331)

Ch251/Hearing Aid Compatibility Test (101x101x1): Interpolated grid: dx=0.5000 mm, dy=0.5000 mm

Device Reference Point: 0, 0, -6.3 mm

Reference Value = 40.28 V/m; Power Drift = -0.02 dB

Applied MIF = 3.63 dB

RF audio interference level = 33.63 dBV/m

Emission category: M4

MIF scaled E-field

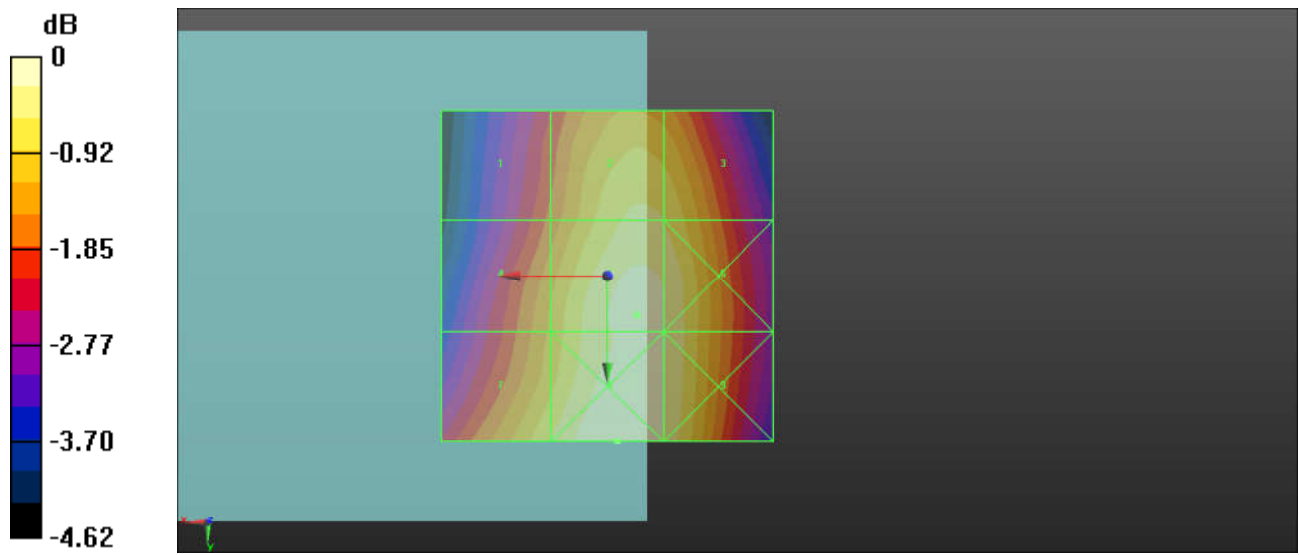
Grid 1 M4 32.05 dBV/m	Grid 2 M4 33.24 dBV/m	Grid 3 M4 33.16 dBV/m
Grid 4 M4 32.63 dBV/m	Grid 5 M4 33.63 dBV/m	Grid 6 M4 33.49 dBV/m
Grid 7 M4 33.19 dBV/m	Grid 8 M4 33.78 dBV/m	Grid 9 M4 33.5 dBV/m

Cursor:

Total = 33.78 dBV/m

E Category: M4

Location: -1.5, 25, 9.7 mm



0 dB = 48.85 V/m = 33.78 dBV/m

4 HAC RF GSM1900_Voice_Ch512_E

Communication System: UID 10021 - DAB, GSM-FDD (TDMA, GMSK); Frequency: 1850.2 MHz; Duty Cycle: 1:8.3

Medium: Air Medium parameters used: $\sigma = 0$ S/m, $\epsilon_r = 1$; $\rho = 0$ kg/m³

Ambient Temperature : 23.5 °C

DASY5 Configuration:

- Probe: ER3DV6 - SN2528; ConvF(1, 1, 1); Calibrated: 2017.1.25;
- Sensor-Surface: (Fix Surface)
- Electronics: DAE4 Sn1326; Calibrated: 2017.9.15
- Phantom: HAC Test Arch with AMCC; Type: SD HAC P01 BA;
- Measurement SW: DASY52, Version 52.8 (8); SEMCAD X Version 14.6.10 (7331)

Ch512/Hearing Aid Compatibility Test (101x101x1): Interpolated grid: dx=0.5000 mm, dy=0.5000 mm

Device Reference Point: 0, 0, -6.3 mm

Reference Value = 5.535 V/m; Power Drift = 0.11 dB

Applied MIF = 3.63 dB

RF audio interference level = 21.21 dBV/m

Emission category: M4

MIF scaled E-field

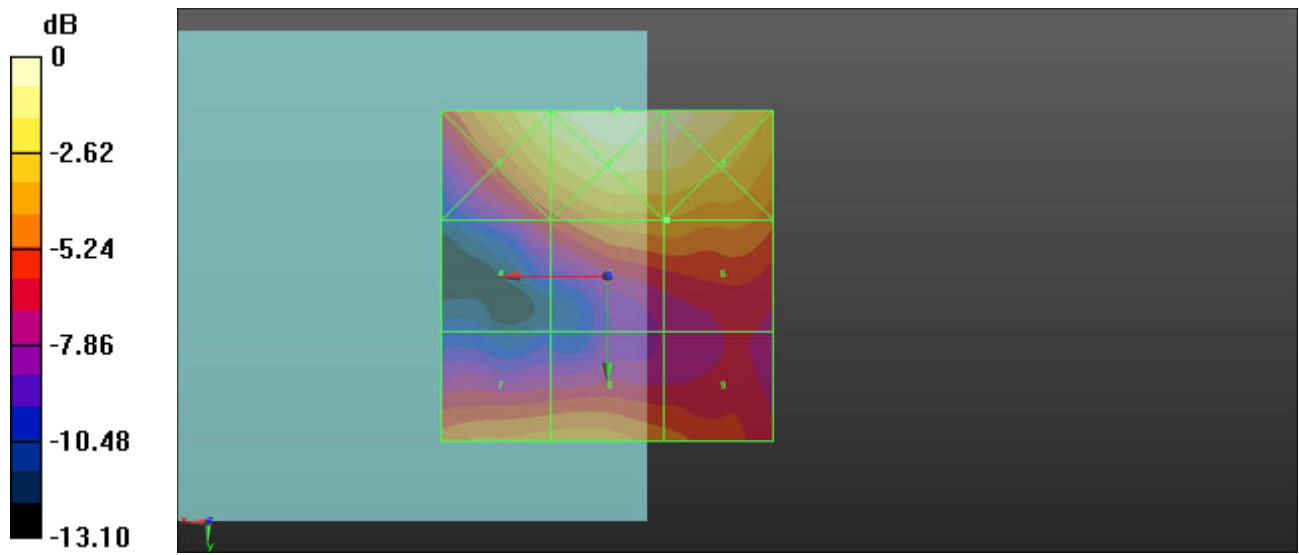
Grid 1 M4 23.68 dBV/m	Grid 2 M4 24.82 dBV/m	Grid 3 M4 24.61 dBV/m
Grid 4 M4 19.11 dBV/m	Grid 5 M4 21.21 dBV/m	Grid 6 M4 21.21 dBV/m
Grid 7 M4 20.95 dBV/m	Grid 8 M4 21.08 dBV/m	Grid 9 M4 20.15 dBV/m

Cursor:

Total = 24.82 dBV/m

E Category: M4

Location: -1.5, -25, 9.7 mm



0 dB = 17.42 V/m = 24.82 dBV/m

5 HAC RF GSM1900_Voice_Ch661_E

Communication System: UID 10021 - DAB, GSM-FDD (TDMA, GMSK); Frequency: 1880 MHz; Duty Cycle: 1:8.3

Medium: Air Medium parameters used: $\sigma = 0$ S/m, $\epsilon_r = 1$; $\rho = 0$ kg/m³

Ambient Temperature : 23.5 °C

DASY5 Configuration:

- Probe: ER3DV6 - SN2528; ConvF(1, 1, 1); Calibrated: 2017.1.25;
- Sensor-Surface: (Fix Surface)
- Electronics: DAE4 Sn1326; Calibrated: 2017.9.15
- Phantom: HAC Test Arch with AMCC; Type: SD HAC P01 BA;
- Measurement SW: DASY52, Version 52.8 (8); SEMCAD X Version 14.6.10 (7331)

Ch661/Hearing Aid Compatibility Test (101x101x1): Interpolated grid: dx=0.5000 mm, dy=0.5000 mm

Device Reference Point: 0, 0, -6.3 mm

Reference Value = 4.742 V/m; Power Drift = 0.05 dB

Applied MIF = 3.63 dB

RF audio interference level = 20.46 dBV/m

Emission category: M4

MIF scaled E-field

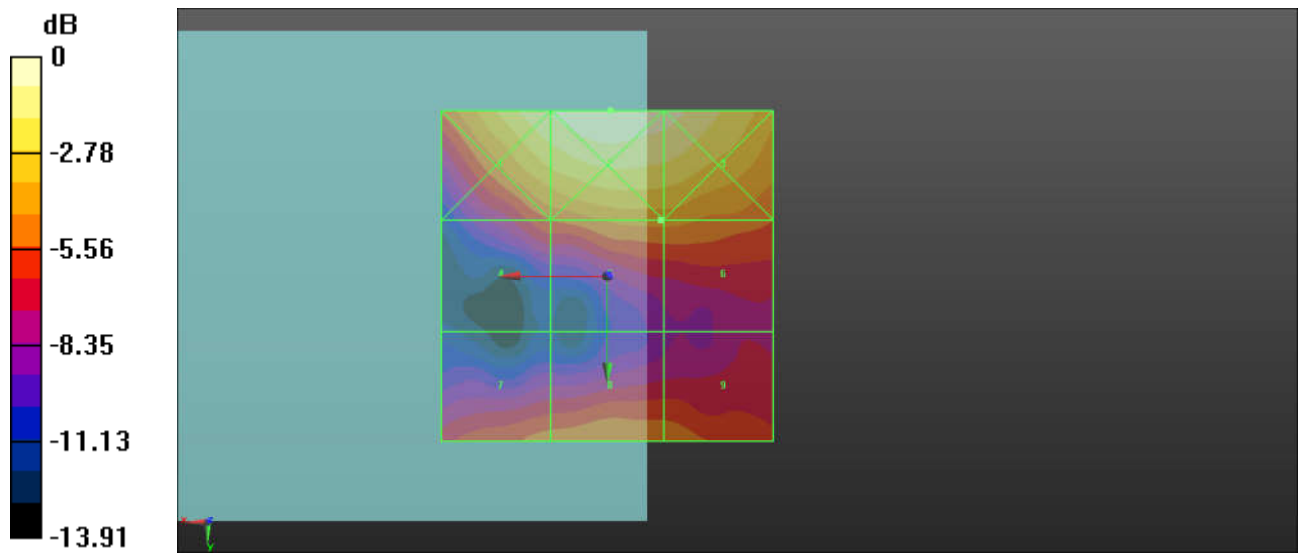
Grid 1 M4 23.91 dBV/m	Grid 2 M4 24.7 dBV/m	Grid 3 M4 24.22 dBV/m
Grid 4 M4 19.17 dBV/m	Grid 5 M4 20.46 dBV/m	Grid 6 M4 20.46 dBV/m
Grid 7 M4 19.71 dBV/m	Grid 8 M4 20.1 dBV/m	Grid 9 M4 19.96 dBV/m

Cursor:

Total = 24.70 dBV/m

E Category: M4

Location: -0.5, -25, 9.7 mm



0 dB = 17.18 V/m = 24.70 dBV/m

6 HAC RF GSM1900_Voice_Ch810_E

Communication System: UID 10021 - DAB, GSM-FDD (TDMA, GMSK); Frequency: 1909.8 MHz; Duty Cycle: 1:8.3

Medium: Air Medium parameters used: $\sigma = 0$ S/m, $\epsilon_r = 1$; $\rho = 0$ kg/m³

Ambient Temperature : 23.5 °C

DASY5 Configuration:

- Probe: ER3DV6 - SN2528; ConvF(1, 1, 1); Calibrated: 2017.1.25;
- Sensor-Surface: (Fix Surface)
- Electronics: DAE4 Sn1326; Calibrated: 2017.9.15
- Phantom: HAC Test Arch with AMCC; Type: SD HAC P01 BA;
- Measurement SW: DASY52, Version 52.8 (8); SEMCAD X Version 14.6.10 (7331)

Ch810/Hearing Aid Compatibility Test (101x101x1): Interpolated grid: dx=0.5000 mm, dy=0.5000 mm

Device Reference Point: 0, 0, -6.3 mm

Reference Value = 3.834 V/m; Power Drift = 0.05 dB

Applied MIF = 3.63 dB

RF audio interference level = 20.04 dBV/m

Emission category: M4

MIF scaled E-field

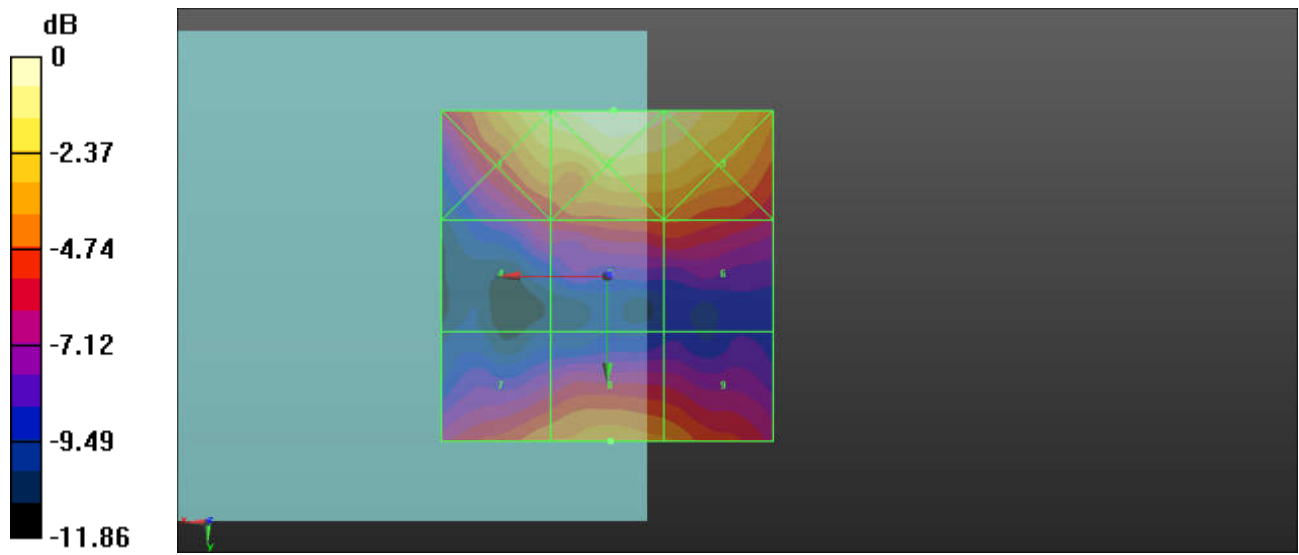
Grid 1 M4 22.21 dBV/m	Grid 2 M4 23.33 dBV/m	Grid 3 M4 22.86 dBV/m
Grid 4 M4 17.55 dBV/m	Grid 5 M4 18.77 dBV/m	Grid 6 M4 18.77 dBV/m
Grid 7 M4 19.48 dBV/m	Grid 8 M4 20.04 dBV/m	Grid 9 M4 19.61 dBV/m

Cursor:

Total = 23.33 dBV/m

E Category: M4

Location: -1, -25, 9.7 mm



0 dB = 14.68 V/m = 23.33 dBV/m

7 HAC RF CDMA2000 BC0_RC1 SO3_Ch1013_E

Communication System: UID 10295 - AAB, CDMA2000, RC1, SO3, 1/8th Rate 25 fr.; Frequency: 824.7 MHz; Duty Cycle: 1:8.3

Medium: Air Medium parameters used: $\sigma = 0$ S/m, $\epsilon_r = 1$; $\rho = 0$ kg/m³

Ambient Temperature : 23.5 °C

DASY5 Configuration:

- Probe: ER3DV6 - SN2528; ConvF(1, 1, 1); Calibrated: 2017.1.25;
- Sensor-Surface: (Fix Surface)
- Electronics: DAE4 Sn1326; Calibrated: 2017.9.15
- Phantom: HAC Test Arch with AMCC; Type: SD HAC P01 BA;
- Measurement SW: DASY52, Version 52.8 (8); SEMCAD X Version 14.6.10 (7331)

Ch1013/Hearing Aid Compatibility Test (101x101x1): Interpolated grid: dx=0.5000 mm, dy=0.5000 mm

Device Reference Point: 0, 0, -6.3 mm

Reference Value = 3.739 V/m; Power Drift = 0.02 dB

Applied MIF = 3.26 dB

RF audio interference level = 17.35 dBV/m

Emission category: M4

MIF scaled E-field

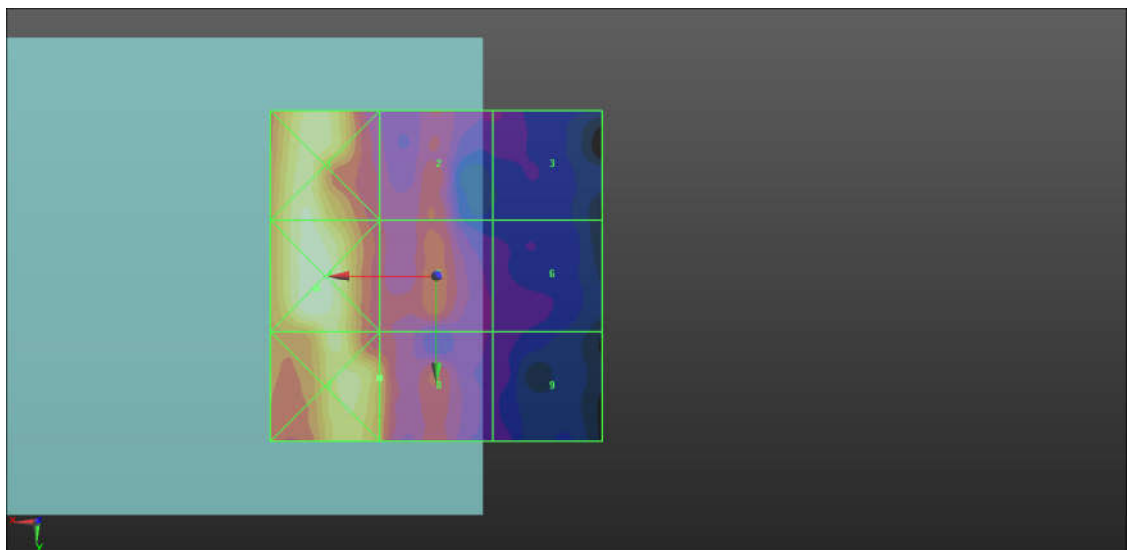
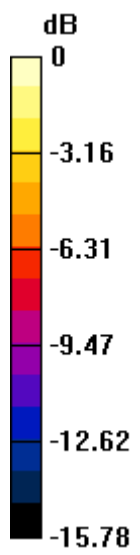
Grid 1 M4 21.22 dBV/m	Grid 2 M4 14.82 dBV/m	Grid 3 M4 11.74 dBV/m
Grid 4 M4 22.04 dBV/m	Grid 5 M4 15.37 dBV/m	Grid 6 M4 11.54 dBV/m
Grid 7 M4 20.41 dBV/m	Grid 8 M4 17.35 dBV/m	Grid 9 M4 11.53 dBV/m

Cursor:

Total = 22.04 dBV/m

E Category: M4

Location: 18, 2, 9.7 mm



0 dB = 12.65 V/m = 22.04 dBV/m

8 HAC RF CDMA2000 BC0_RC1 SO3_Ch384_E

Communication System: UID 10295 - AAB, CDMA2000, RC1, SO3, 1/8th Rate 25 fr.; Frequency: 836.52 MHz; Duty Cycle: 1:8.3

Medium: Air Medium parameters used: $\sigma = 0$ S/m, $\epsilon_r = 1$; $\rho = 0$ kg/m³

Ambient Temperature : 23.5 °C

DASY5 Configuration:

- Probe: ER3DV6 - SN2528; ConvF(1, 1, 1); Calibrated: 2017.1.25;
- Sensor-Surface: (Fix Surface)
- Electronics: DAE4 Sn1326; Calibrated: 2017.9.15
- Phantom: HAC Test Arch with AMCC; Type: SD HAC P01 BA;
- Measurement SW: DASY52, Version 52.8 (8); SEMCAD X Version 14.6.10 (7331)

Ch384/Hearing Aid Compatibility Test (101x101x1): Interpolated grid: dx=0.5000 mm, dy=0.5000 mm

Device Reference Point: 0, 0, -6.3 mm

Reference Value = 5.225 V/m; Power Drift = 0.07 dB

Applied MIF = 3.26 dB

RF audio interference level = 17.57 dBV/m

Emission category: M4

MIF scaled E-field

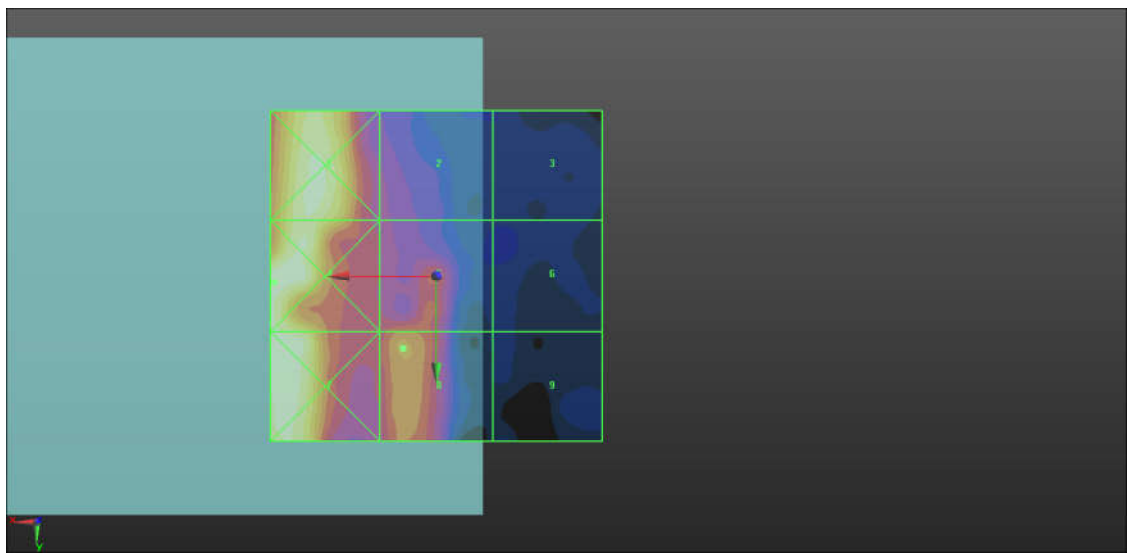
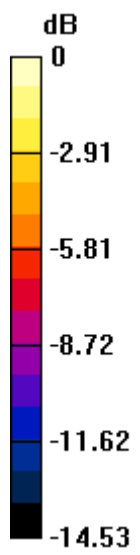
Grid 1 M4 21.63 dBV/m	Grid 2 M4 13.97 dBV/m	Grid 3 M4 10.67 dBV/m
Grid 4 M4 22.17 dBV/m	Grid 5 M4 16.58 dBV/m	Grid 6 M4 11.41 dBV/m
Grid 7 M4 22.15 dBV/m	Grid 8 M4 17.57 dBV/m	Grid 9 M4 10.24 dBV/m

Cursor:

Total = 22.17 dBV/m

E Category: M4

Location: 24.5, 1, 9.7 mm



0 dB = 12.83 V/m = 22.16 dBV/m

9 HAC RF CDMA2000 BC0_RC1 SO3_Ch777_E

Communication System: UID 10295 - AAB, CDMA2000, RC1, SO3, 1/8th Rate 25 fr.; Frequency: 848.31 MHz; Duty Cycle: 1:8.3

Medium: Air Medium parameters used: $\sigma = 0$ S/m, $\epsilon_r = 1$; $\rho = 0$ kg/m³

Ambient Temperature : 23.5 °C

DASY5 Configuration:

- Probe: ER3DV6 - SN2528; ConvF(1, 1, 1); Calibrated: 2017.1.25;
- Sensor-Surface: (Fix Surface)
- Electronics: DAE4 Sn1326; Calibrated: 2017.9.15
- Phantom: HAC Test Arch with AMCC; Type: SD HAC P01 BA;
- Measurement SW: DASY52, Version 52.8 (8); SEMCAD X Version 14.6.10 (7331)

Ch777/Hearing Aid Compatibility Test (101x101x1): Interpolated grid: dx=0.5000 mm, dy=0.5000 mm

Device Reference Point: 0, 0, -6.3 mm

Reference Value = 3.424 V/m; Power Drift = 0.04 dB

Applied MIF = 3.26 dB

RF audio interference level = 18.90 dBV/m

Emission category: M4

MIF scaled E-field

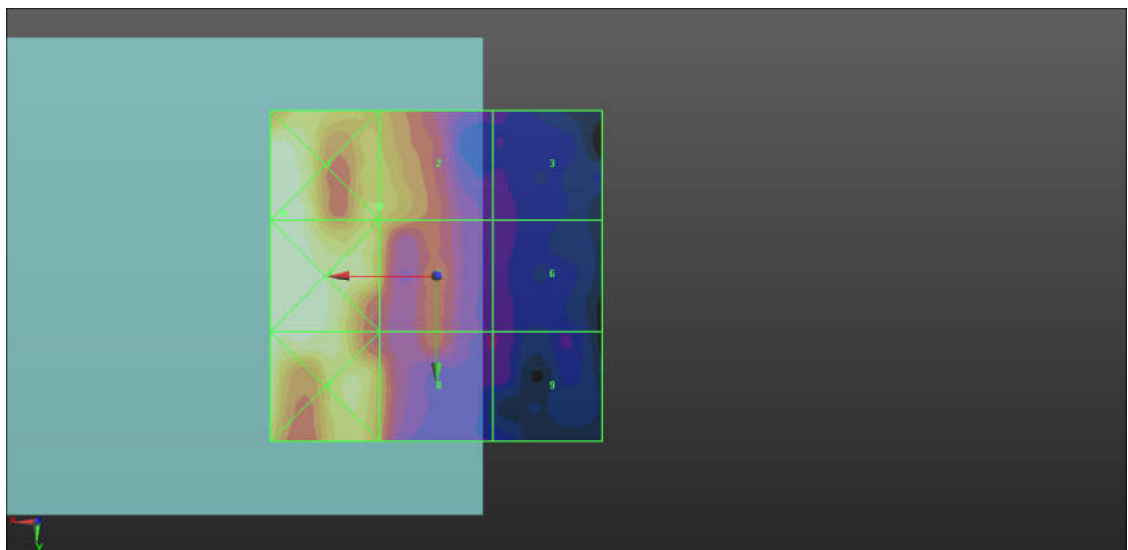
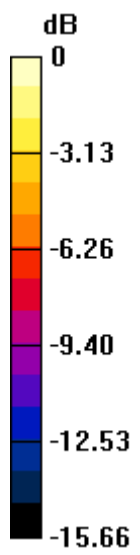
Grid 1 M4 22.11 dBV/m	Grid 2 M4 18.9 dBV/m	Grid 3 M4 11.51 dBV/m
Grid 4 M4 22.08 dBV/m	Grid 5 M4 18.52 dBV/m	Grid 6 M4 11.69 dBV/m
Grid 7 M4 21.54 dBV/m	Grid 8 M4 17.39 dBV/m	Grid 9 M4 11.83 dBV/m

Cursor:

Total = 22.11 dBV/m

E Category: M4

Location: 23, -9.5, 9.7 mm



0 dB = 12.76 V/m = 22.12 dBV/m

10 HAC RF CDMA2000 BC1_RC1 SO3_Ch25_E

Communication System: UID 10295 - AAB, CDMA2000, RC1, SO3, 1/8th Rate 25 fr.; Frequency: 1851.25 MHz; Duty Cycle: 1:8.3

Medium: Air Medium parameters used: $\sigma = 0$ S/m, $\epsilon_r = 1$; $\rho = 0$ kg/m³

Ambient Temperature : 23.5 °C

DASY5 Configuration:

- Probe: ER3DV6 - SN2528; ConvF(1, 1, 1); Calibrated: 2017.1.25;
- Sensor-Surface: (Fix Surface)
- Electronics: DAE4 Sn1326; Calibrated: 2017.9.15
- Phantom: HAC Test Arch with AMCC; Type: SD HAC P01 BA;
- Measurement SW: DASY52, Version 52.8 (8); SEMCAD X Version 14.6.10 (7331)

Ch25/Hearing Aid Compatibility Test (101x101x1): Interpolated grid: dx=0.5000 mm, dy=0.5000 mm

Device Reference Point: 0, 0, -6.3 mm

Reference Value = 3.619 V/m; Power Drift = 0.07 dB

Applied MIF = 3.26 dB

RF audio interference level = 16.30 dBV/m

Emission category: M4

MIF scaled E-field

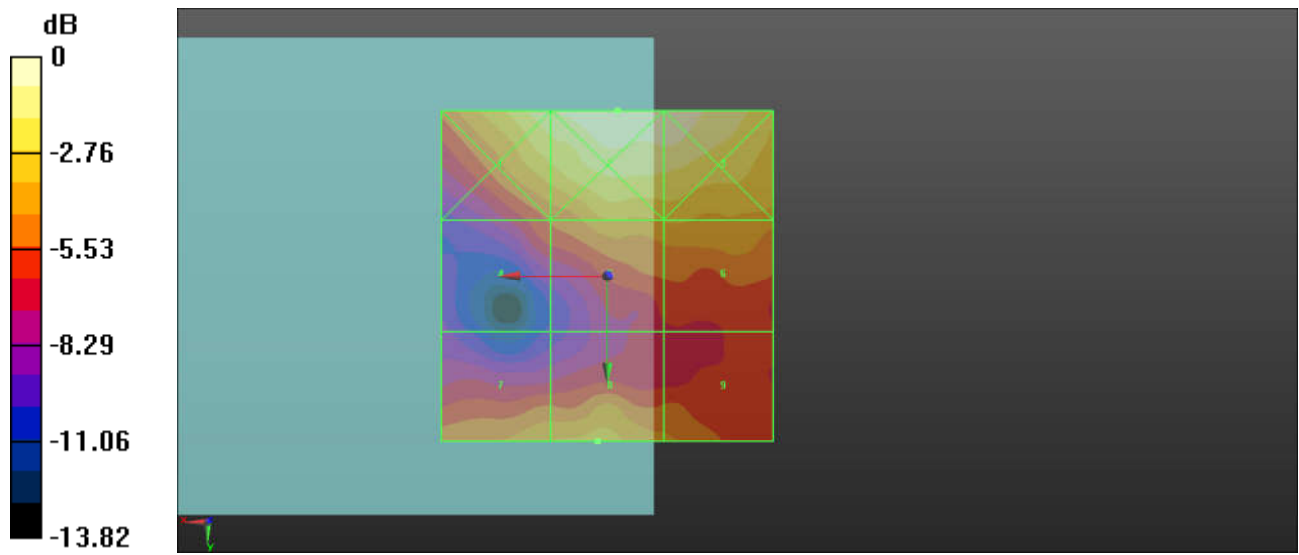
Grid 1 M4 18.55 dBV/m	Grid 2 M4 19.61 dBV/m	Grid 3 M4 19.51 dBV/m
Grid 4 M4 14.26 dBV/m	Grid 5 M4 16.06 dBV/m	Grid 6 M4 16.13 dBV/m
Grid 7 M4 16.01 dBV/m	Grid 8 M4 16.3 dBV/m	Grid 9 M4 15.22 dBV/m

Cursor:

Total = 19.61 dBV/m

E Category: M4

Location: -1.5, -25, 9.7 mm



0 dB = 9.561 V/m = 19.61 dBV/m

11 HAC RF CDMA2000 BC1_RC1 SO3_Ch600_E

Communication System: UID 10295 - AAB, CDMA2000, RC1, SO3, 1/8th Rate 25 fr.; Frequency: 1880 MHz; Duty Cycle: 1:8.3

Medium: Air Medium parameters used: $\sigma = 0$ S/m, $\epsilon_r = 1$; $\rho = 0$ kg/m³

Ambient Temperature : 23.5 °C

DASY5 Configuration:

- Probe: ER3DV6 - SN2528; ConvF(1, 1, 1); Calibrated: 2017.1.25;
- Sensor-Surface: (Fix Surface)
- Electronics: DAE4 Sn1326; Calibrated: 2017.9.15
- Phantom: HAC Test Arch with AMCC; Type: SD HAC P01 BA;
- Measurement SW: DASY52, Version 52.8 (8); SEMCAD X Version 14.6.10 (7331)

Ch600/Hearing Aid Compatibility Test (101x101x1): Interpolated grid: dx=0.5000 mm, dy=0.5000 mm

Device Reference Point: 0, 0, -6.3 mm

Reference Value = 3.237 V/m; Power Drift = 0.01 dB

Applied MIF = 3.26 dB

RF audio interference level = 16.07 dBV/m

Emission category: M4

MIF scaled E-field

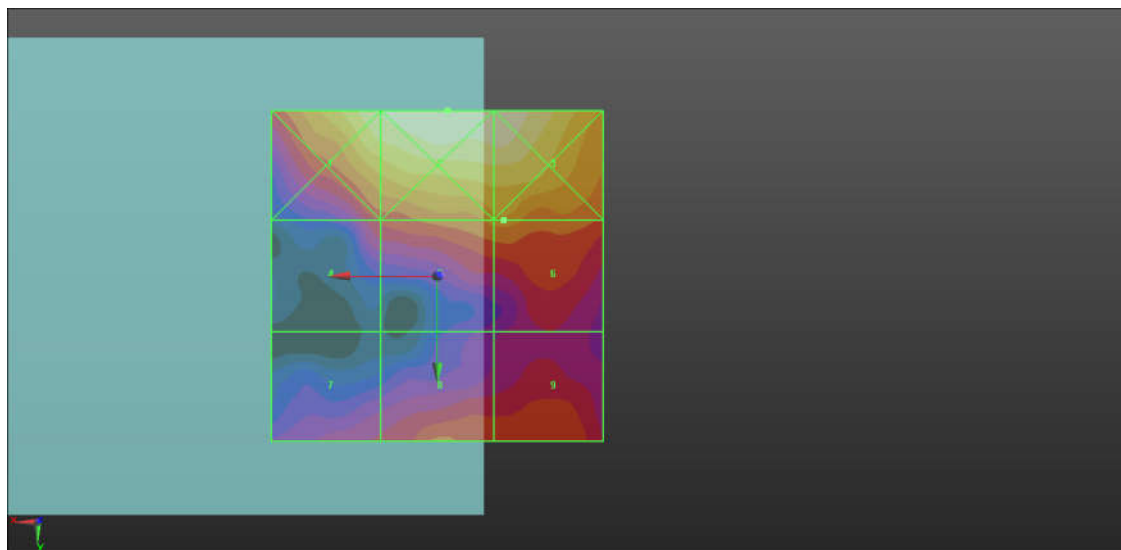
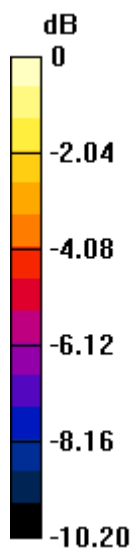
Grid 1 M4 18.49 dBV/m	Grid 2 M4 19.03 dBV/m	Grid 3 M4 19 dBV/m
Grid 4 M4 14.5 dBV/m	Grid 5 M4 15.97 dBV/m	Grid 6 M4 16.07 dBV/m
Grid 7 M4 13.77 dBV/m	Grid 8 M4 15.19 dBV/m	Grid 9 M4 14.95 dBV/m

Cursor:

Total = 19.03 dBV/m

E Category: M4

Location: -1.5, -25, 9.7 mm



0 dB = 8.947 V/m = 19.03 dBV/m

12 HAC RF CDMA2000 BC1_RC1 SO3_Ch1175_E

Communication System: UID 10295 - AAB, CDMA2000, RC1, SO3, 1/8th Rate 25 fr.; Frequency: 1908.75 MHz; Duty Cycle: 1:8.3

Medium: Air Medium parameters used: $\sigma = 0$ S/m, $\epsilon_r = 1$; $\rho = 0$ kg/m³

Ambient Temperature : 23.5 °C

DASY5 Configuration:

- Probe: ER3DV6 - SN2528; ConvF(1, 1, 1); Calibrated: 2017.1.25;
- Sensor-Surface: (Fix Surface)
- Electronics: DAE4 Sn1326; Calibrated: 2017.9.15
- Phantom: HAC Test Arch with AMCC; Type: SD HAC P01 BA;
- Measurement SW: DASY52, Version 52.8 (8); SEMCAD X Version 14.6.10 (7331)

Ch1175/Hearing Aid Compatibility Test (101x101x1): Interpolated grid: dx=0.5000 mm, dy=0.5000 mm

Device Reference Point: 0, 0, -6.3 mm

Reference Value = 3.365 V/m; Power Drift = -0.15 dB

Applied MIF = 3.26 dB

RF audio interference level = 15.33 dBV/m

Emission category: M4

MIF scaled E-field

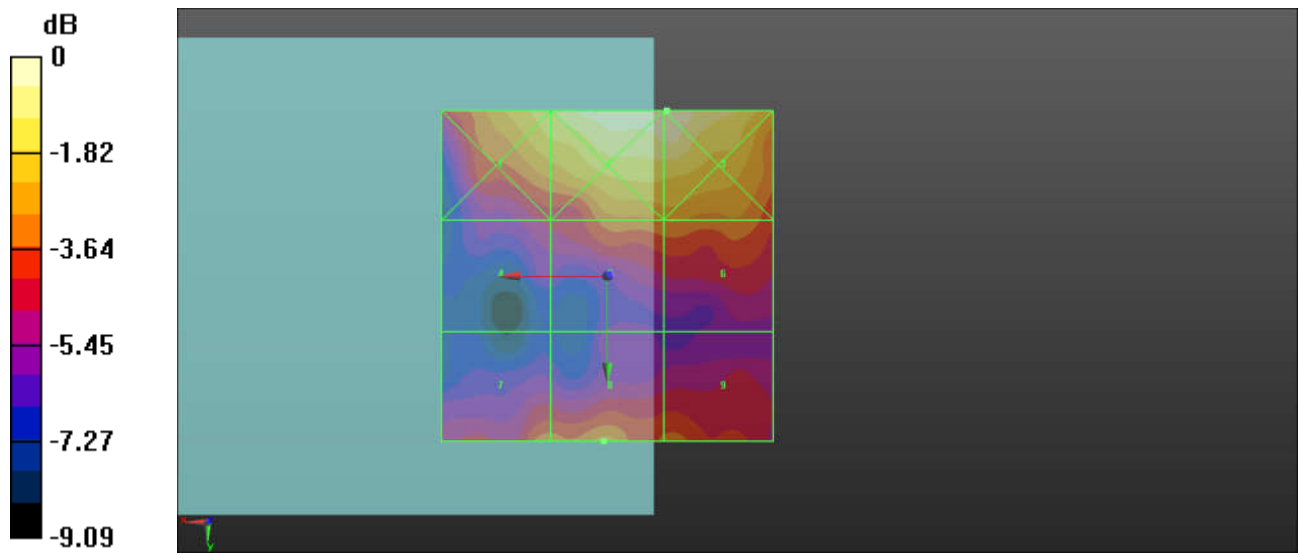
Grid 1 M4 16.84 dBV/m	Grid 2 M4 18.04 dBV/m	Grid 3 M4 18.06 dBV/m
Grid 4 M4 13.44 dBV/m	Grid 5 M4 15.1 dBV/m	Grid 6 M4 15.14 dBV/m
Grid 7 M4 14.89 dBV/m	Grid 8 M4 15.33 dBV/m	Grid 9 M4 14.77 dBV/m

Cursor:

Total = 18.06 dBV/m

E Category: M4

Location: -9, -25, 9.7 mm



0 dB = 8.000 V/m = 18.06 dBV/m

13 HAC RF CDMA2000 BC10_RC1 SO3_Ch476_E

Communication System: UID 10295 - AAB, CDMA2000, RC1, SO3, 1/8th Rate 25 fr.; Frequency: 817.9 MHz; Duty Cycle: 1:8.3

Medium: Air Medium parameters used: $\sigma = 0$ S/m, $\epsilon_r = 1$; $\rho = 0$ kg/m³

Ambient Temperature : 23.5 °C

DASY5 Configuration:

- Probe: ER3DV6 - SN2528; ConvF(1, 1, 1); Calibrated: 2017.1.25;
- Sensor-Surface: (Fix Surface)
- Electronics: DAE4 Sn1326; Calibrated: 2017.9.15
- Phantom: HAC Test Arch with AMCC; Type: SD HAC P01 BA;
- Measurement SW: DASY52, Version 52.8 (8); SEMCAD X Version 14.6.10 (7331)

Ch476/Hearing Aid Compatibility Test (101x101x1): Interpolated grid: dx=0.5000 mm, dy=0.5000 mm

Device Reference Point: 0, 0, -6.3 mm

Reference Value = 3.145 V/m; Power Drift = 0.01 dB

Applied MIF = 3.26 dB

RF audio interference level = 18.50 dBV/m

Emission category: M4

MIF scaled E-field

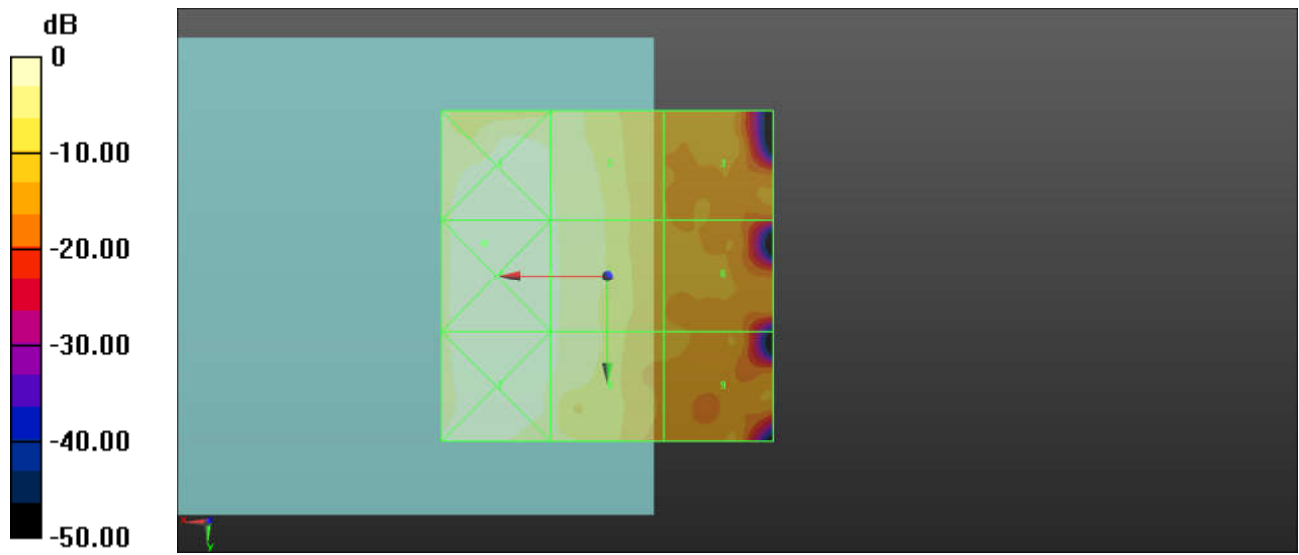
Grid 1 M4 20.99 dBV/m	Grid 2 M4 18.26 dBV/m	Grid 3 M4 10.34 dBV/m
Grid 4 M4 21.21 dBV/m	Grid 5 M4 18.5 dBV/m	Grid 6 M4 9.29 dBV/m
Grid 7 M4 21.01 dBV/m	Grid 8 M4 18.33 dBV/m	Grid 9 M4 8.91 dBV/m

Cursor:

Total = 21.21 dBV/m

E Category: M4

Location: 18.5, -5, 9.7 mm



0 dB = 11.50 V/m = 21.21 dBV/m

14 HAC RF CDMA2000 BC10_RC1 SO3_Ch580_E

Communication System: UID 10295 - AAB, CDMA2000, RC1, SO3, 1/8th Rate 25 fr.; Frequency: 820.5 MHz; Duty Cycle: 1:8.3

Medium: Air Medium parameters used: $\sigma = 0$ S/m, $\epsilon_r = 1$; $\rho = 0$ kg/m³

Ambient Temperature : 23.5 °C

DASY5 Configuration:

- Probe: ER3DV6 - SN2528; ConvF(1, 1, 1); Calibrated: 2017.1.25;
- Sensor-Surface: (Fix Surface)
- Electronics: DAE4 Sn1326; Calibrated: 2017.9.15
- Phantom: HAC Test Arch with AMCC; Type: SD HAC P01 BA;
- Measurement SW: DASY52, Version 52.8 (8); SEMCAD X Version 14.6.10 (7331)

Ch580/Hearing Aid Compatibility Test (101x101x1): Interpolated grid: dx=0.5000 mm, dy=0.5000 mm

Device Reference Point: 0, 0, -6.3 mm

Reference Value = 3.149 V/m; Power Drift = 0.02 dB

Applied MIF = 3.26 dB

RF audio interference level = 15.32 dBV/m

Emission category: M4

MIF scaled E-field

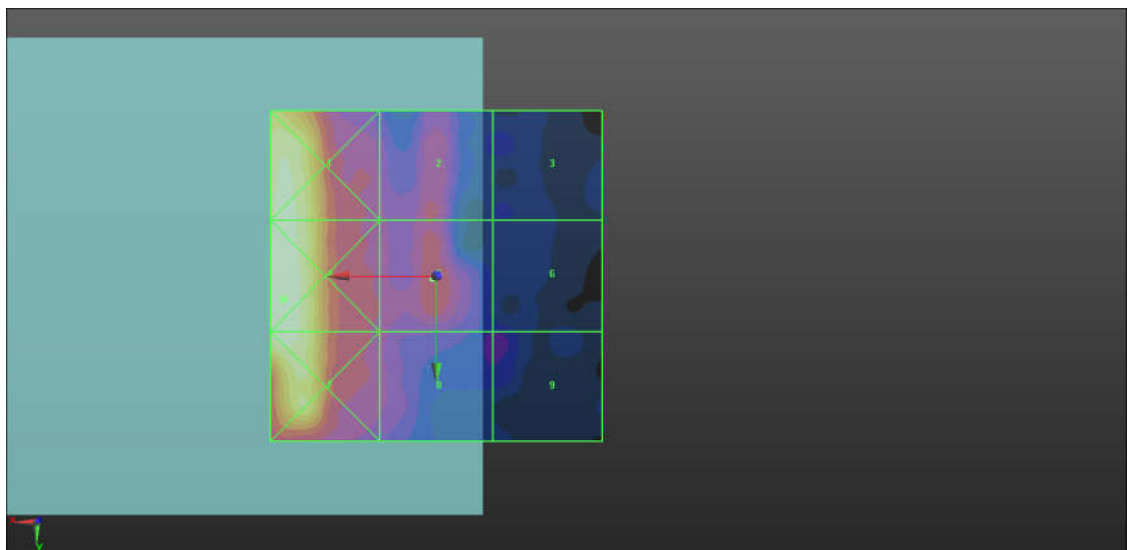
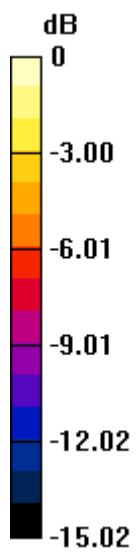
Grid 1 M4 21.9 dBV/m	Grid 2 M4 14.67 dBV/m	Grid 3 M4 10.91 dBV/m
Grid 4 M4 22.32 dBV/m	Grid 5 M4 15.32 dBV/m	Grid 6 M4 11.33 dBV/m
Grid 7 M4 22.12 dBV/m	Grid 8 M4 13.84 dBV/m	Grid 9 M4 11.8 dBV/m

Cursor:

Total = 22.32 dBV/m

E Category: M4

Location: 23, 3.5, 9.7 mm



0 dB = 13.06 V/m = 22.32 dBV/m

15 HAC RF CDMA2000 BC10_RC1 SO3_Ch684_E

Communication System: UID 10295 - AAB, CDMA2000, RC1, SO3, 1/8th Rate 25 fr.; Frequency: 823.1 MHz; Duty Cycle: 1:8.3

Medium: Air Medium parameters used: $\sigma = 0$ S/m, $\epsilon_r = 1$; $\rho = 0$ kg/m³

Ambient Temperature : 23.5 °C

DASY5 Configuration:

- Probe: ER3DV6 - SN2528; ConvF(1, 1, 1); Calibrated: 2017.1.25;
- Sensor-Surface: (Fix Surface)
- Electronics: DAE4 Sn1326; Calibrated: 2017.9.15
- Phantom: HAC Test Arch with AMCC; Type: SD HAC P01 BA;
- Measurement SW: DASY52, Version 52.8 (8); SEMCAD X Version 14.6.10 (7331)

Ch684/Hearing Aid Compatibility Test (101x101x1): Interpolated grid: dx=0.5000 mm, dy=0.5000 mm

Device Reference Point: 0, 0, -6.3 mm

Reference Value = 3.254 V/m; Power Drift = 0.08 dB

Applied MIF = 3.26 dB

RF audio interference level = 17.78 dBV/m

Emission category: M4

MIF scaled E-field

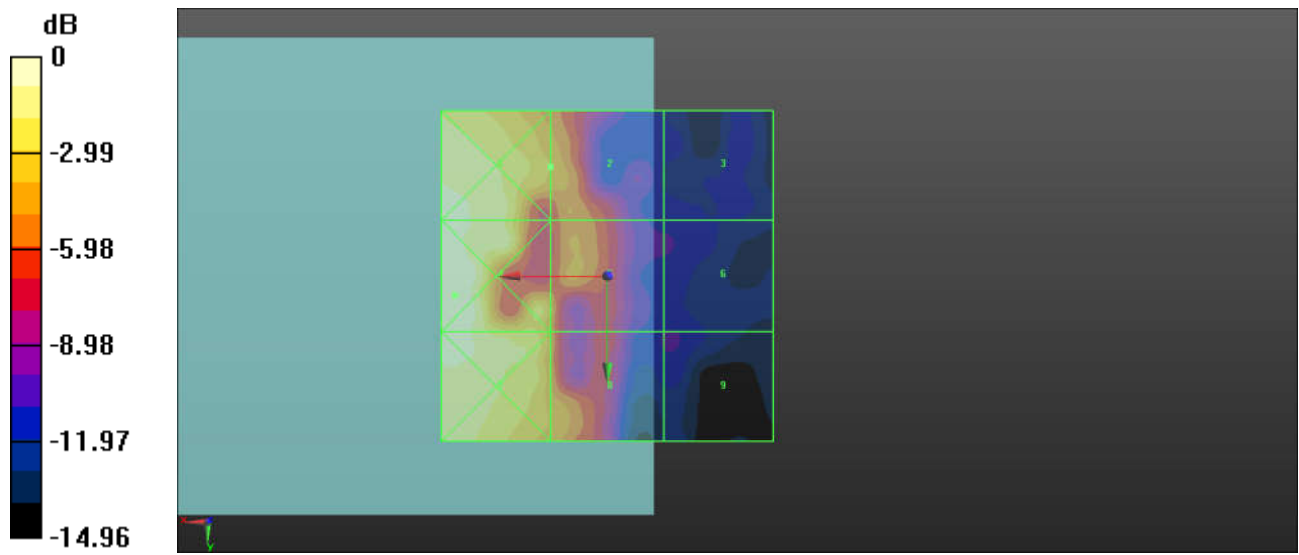
Grid 1 M4 21.09 dBV/m	Grid 2 M4 17.78 dBV/m	Grid 3 M4 10.67 dBV/m
Grid 4 M4 21.82 dBV/m	Grid 5 M4 17.37 dBV/m	Grid 6 M4 11.04 dBV/m
Grid 7 M4 21.37 dBV/m	Grid 8 M4 17.73 dBV/m	Grid 9 M4 11.16 dBV/m

Cursor:

Total = 21.82 dBV/m

E Category: M4

Location: 23, 3, 9.7 mm



0 dB = 12.32 V/m = 21.81 dBV/m

16 HAC RF LTE Band 38_20M_QPSK_1RB_0Offset_Voice_Ch37850_Ant.2

Communication System: UID 10172 - CAB, LTE-TDD (SC-FDMA, 1 RB, 20 MHz, QPSK);
 Frequency: 2580 MHz; Duty Cycle: 1:1.59

Medium: Air Medium parameters used: $\sigma = 0$ S/m, $\epsilon_r = 1$; $\rho = 0$ kg/m³

Ambient Temperature : 23.5 °C

DASY5 Configuration:

- Probe: ER3DV6 - SN2528; ConvF(1, 1, 1); Calibrated: 2017.1.25;
- Sensor-Surface: (Fix Surface)
- Electronics: DAE4 Sn1326; Calibrated: 2017.9.15
- Phantom: HAC Test Arch with AMCC; Type: SD HAC P01 BA;
- Measurement SW: DASY52, Version 52.8 (8); SEMCAD X Version 14.6.10 (7331)

Ch37850/Hearing Aid Compatibility Test (101x101x1): Interpolated grid: dx=0.5000 mm, dy=0.5000 mm

Device Reference Point: 0, 0, -6.3 mm

Reference Value = 14.73 V/m; Power Drift = -0.07 dB

Applied MIF = -1.62 dB

RF audio interference level = 22.75 dBV/m

Emission category: M4

MIF scaled E-field

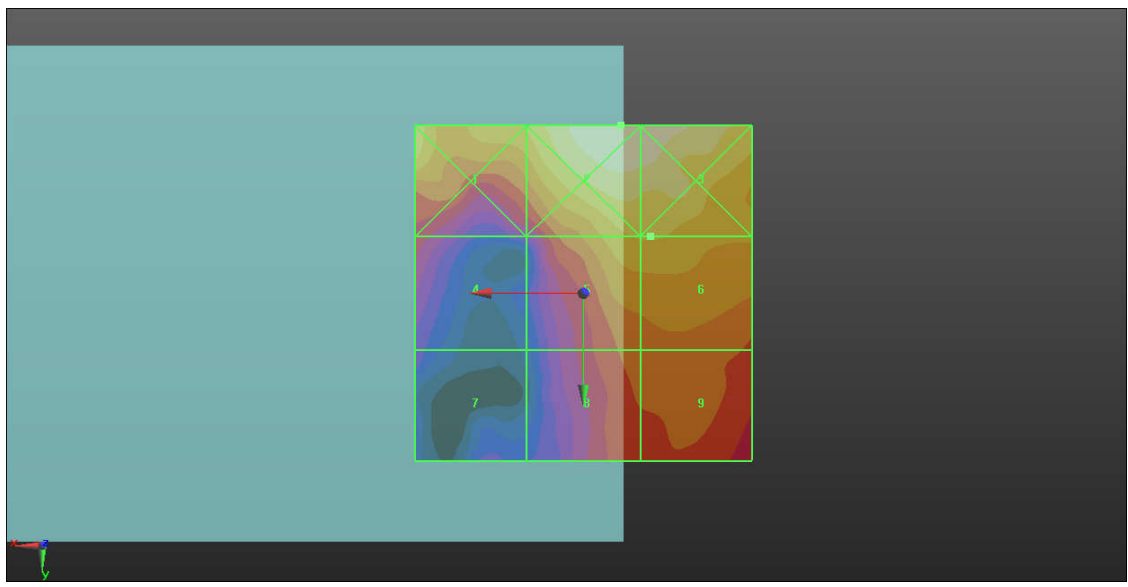
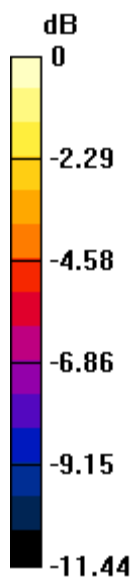
Grid 1 M4 23.51 dBV/m	Grid 2 M4 24.93 dBV/m	Grid 3 M4 24.76 dBV/m
Grid 4 M4 19.33 dBV/m	Grid 5 M4 22.71 dBV/m	Grid 6 M4 22.75 dBV/m
Grid 7 M4 17.32 dBV/m	Grid 8 M4 20.81 dBV/m	Grid 9 M4 20.99 dBV/m

Cursor:

Total = 24.93 dBV/m

E Category: M4

Location: -5.5, -25, 9.7 mm



0 dB = 17.64 V/m = 24.93 dBV/m

17 HAC RF LTE Band 38_20M_QPSK_1RB_0Offset_Voice_Ch38000_Ant.2

Communication System: UID 10172 - CAB, LTE-TDD (SC-FDMA, 1 RB, 20 MHz, QPSK);
 Frequency: 2595 MHz; Duty Cycle: 1:1.59

Medium: Air Medium parameters used: $\sigma = 0$ S/m, $\epsilon_r = 1$; $\rho = 0$ kg/m³

Ambient Temperature : 23.5 °C

DASY5 Configuration:

- Probe: ER3DV6 - SN2528; ConvF(1, 1, 1); Calibrated: 2017.1.25;
- Sensor-Surface: (Fix Surface)
- Electronics: DAE4 Sn1326; Calibrated: 2017.9.15
- Phantom: HAC Test Arch with AMCC; Type: SD HAC P01 BA;
- Measurement SW: DASY52, Version 52.8 (8); SEMCAD X Version 14.6.10 (7331)

Ch38000/Hearing Aid Compatibility Test (101x101x1): Interpolated grid: dx=0.5000 mm, dy=0.5000 mm

Device Reference Point: 0, 0, -6.3 mm

Reference Value = 13.62 V/m; Power Drift = -0.07 dB

Applied MIF = -1.62 dB

RF audio interference level = 22.37 dBV/m

Emission category: M4

MIF scaled E-field

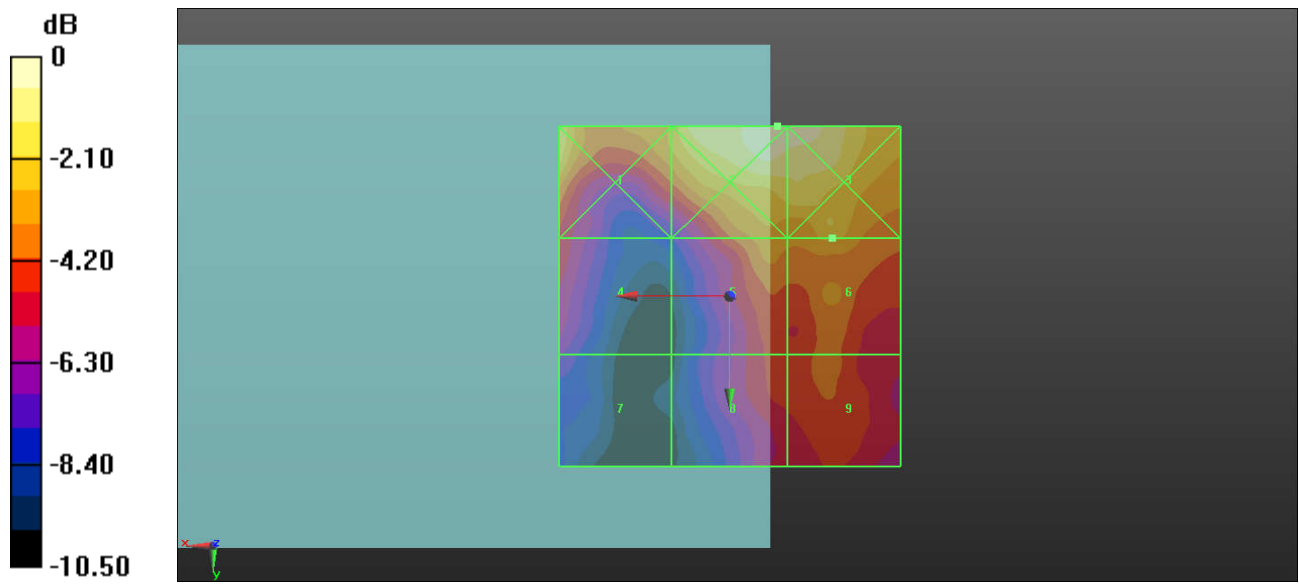
Grid 1 M4 23.89 dBV/m	Grid 2 M4 24.96 dBV/m	Grid 3 M4 24.93 dBV/m
Grid 4 M4 20 dBV/m	Grid 5 M4 21.85 dBV/m	Grid 6 M4 22.37 dBV/m
Grid 7 M4 18.1 dBV/m	Grid 8 M4 20.44 dBV/m	Grid 9 M4 21.01 dBV/m

Cursor:

Total = 24.96 dBV/m

E Category: M4

Location: -7, -25, 9.7 mm



0 dB = 17.70 V/m = 24.96 dBV/m

18 HAC RF LTE Band 38_20M_QPSK_1RB_0Offset_Voice_Ch38150_Ant.2

Communication System: UID 10172 - CAB, LTE-TDD (SC-FDMA, 1 RB, 20 MHz, QPSK);
 Frequency: 2619.9 MHz; Duty Cycle: 1:1.59

Medium: Air Medium parameters used: $\sigma = 0$ S/m, $\epsilon_r = 1$; $\rho = 0$ kg/m³

Ambient Temperature : 23.5 °C

DASY5 Configuration:

- Probe: ER3DV6 - SN2528; ConvF(1, 1, 1); Calibrated: 2017.1.25;
- Sensor-Surface: (Fix Surface)
- Electronics: DAE4 Sn1326; Calibrated: 2017.9.15
- Phantom: HAC Test Arch with AMCC; Type: SD HAC P01 BA;
- Measurement SW: DASY52, Version 52.8 (8); SEMCAD X Version 14.6.10 (7331)

Ch38150/Hearing Aid Compatibility Test (101x101x1): Interpolated grid: dx=0.5000 mm, dy=0.5000 mm

Device Reference Point: 0, 0, -6.3 mm

Reference Value = 12.88 V/m; Power Drift = -0.06 dB

Applied MIF = -1.62 dB

RF audio interference level = 22.46 dBV/m

Emission category: M4

MIF scaled E-field

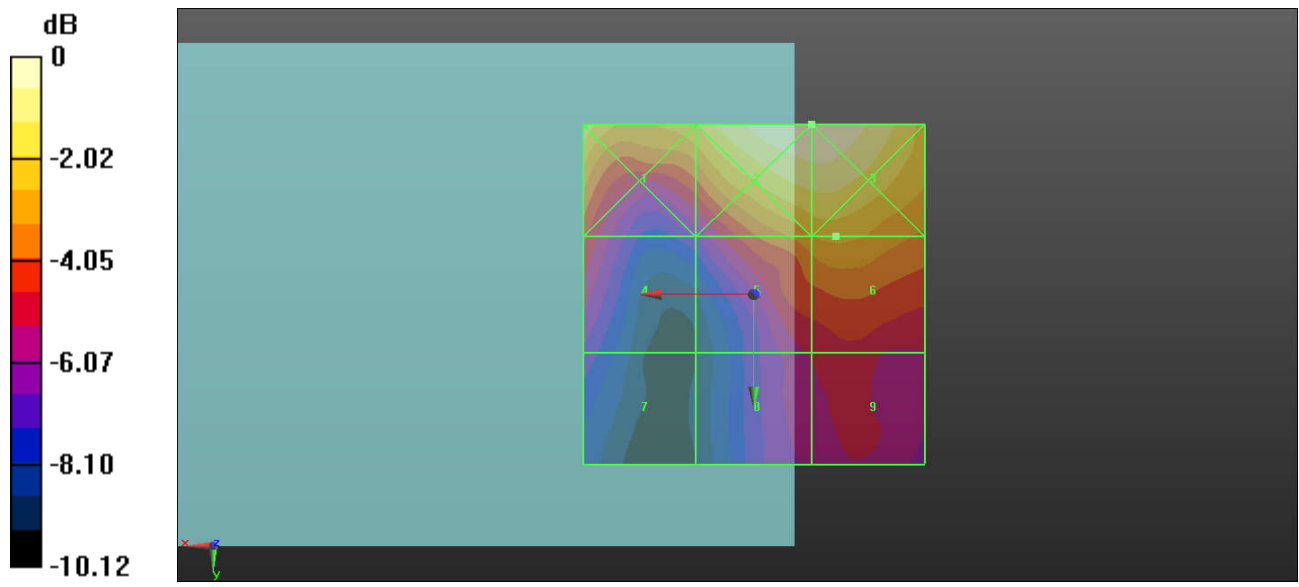
Grid 1 M4 23.56 dBV/m	Grid 2 M4 24.94 dBV/m	Grid 3 M4 24.94 dBV/m
Grid 4 M4 20.5 dBV/m	Grid 5 M4 22.19 dBV/m	Grid 6 M4 22.46 dBV/m
Grid 7 M4 18.11 dBV/m	Grid 8 M4 19.69 dBV/m	Grid 9 M4 20.1 dBV/m

Cursor:

Total = 24.94 dBV/m

E Category: M4

Location: -8.5, -25, 9.7 mm



0 dB = 17.67 V/m = 24.94 dBV/m

19 HAC RF LTE Band 38_20M_QPSK_1RB_0Offset_Voice_Ch37850_Ant.3

Communication System: UID 10172 - CAB, LTE-TDD (SC-FDMA, 1 RB, 20 MHz, QPSK);
 Frequency: 2580 MHz; Duty Cycle: 1:1.59

Medium: Air Medium parameters used: $\sigma = 0$ S/m, $\epsilon_r = 1$; $\rho = 0$ kg/m³

Ambient Temperature : 23.5 °C

DASY5 Configuration:

- Probe: ER3DV6 - SN2528; ConvF(1, 1, 1); Calibrated: 2017.1.25;
- Sensor-Surface: (Fix Surface)
- Electronics: DAE4 Sn1326; Calibrated: 2017.9.15
- Phantom: HAC Test Arch with AMCC; Type: SD HAC P01 BA;
- Measurement SW: DASY52, Version 52.8 (8); SEMCAD X Version 14.6.10 (7331)

Ch37850/Hearing Aid Compatibility Test (101x101x1): Interpolated grid: dx=0.5000 mm, dy=0.5000 mm

Device Reference Point: 0, 0, -6.3 mm

Reference Value = 16.61 V/m; Power Drift = 0.01 dB

Applied MIF = -1.62 dB

RF audio interference level = 23.57 dBV/m

Emission category: M4

MIF scaled E-field

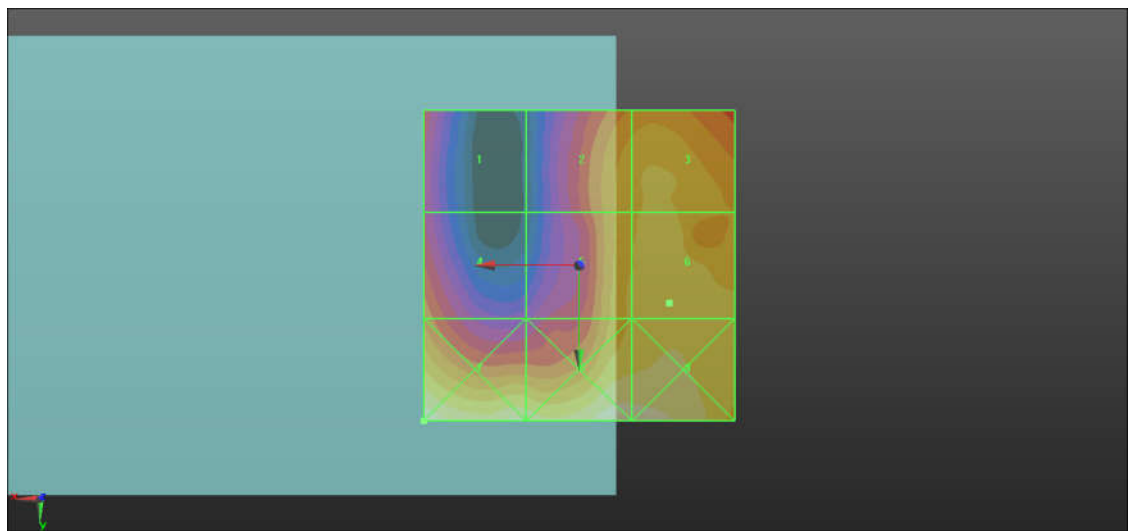
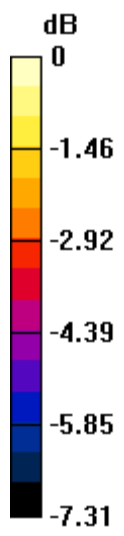
Grid 1 M4 21.19 dBV/m	Grid 2 M4 22.99 dBV/m	Grid 3 M4 23.22 dBV/m
Grid 4 M4 22.04 dBV/m	Grid 5 M4 23.22 dBV/m	Grid 6 M4 23.57 dBV/m
Grid 7 M4 24.55 dBV/m	Grid 8 M4 24.46 dBV/m	Grid 9 M4 24.35 dBV/m

Cursor:

Total = 24.55 dBV/m

E Category: M4

Location: 25, 25, 9.7 mm



0 dB = 16.89 V/m = 24.55 dBV/m

20 HAC RF LTE Band 38_20M_QPSK_1RB_0Offset_Voice_Ch38000_Ant.3

Communication System: UID 10172 - CAB, LTE-TDD (SC-FDMA, 1 RB, 20 MHz, QPSK);
 Frequency: 2595 MHz; Duty Cycle: 1:1.59

Medium: Air Medium parameters used: $\sigma = 0$ S/m, $\epsilon_r = 1$; $\rho = 0$ kg/m³

Ambient Temperature : 23.5 °C

DASY5 Configuration:

- Probe: ER3DV6 - SN2528; ConvF(1, 1, 1); Calibrated: 2017.1.25;
- Sensor-Surface: (Fix Surface)
- Electronics: DAE4 Sn1326; Calibrated: 2017.9.15
- Phantom: HAC Test Arch with AMCC; Type: SD HAC P01 BA;
- Measurement SW: DASY52, Version 52.8 (8); SEMCAD X Version 14.6.10 (7331)

Ch38000/Hearing Aid Compatibility Test (101x101x1): Interpolated grid: dx=0.5000 mm,
 dy=0.5000 mm

Device Reference Point: 0, 0, -6.3 mm

Reference Value = 17.35 V/m; Power Drift = -0.16 dB

Applied MIF = -1.62 dB

RF audio interference level = 23.35 dBV/m

Emission category: M4

MIF scaled E-field

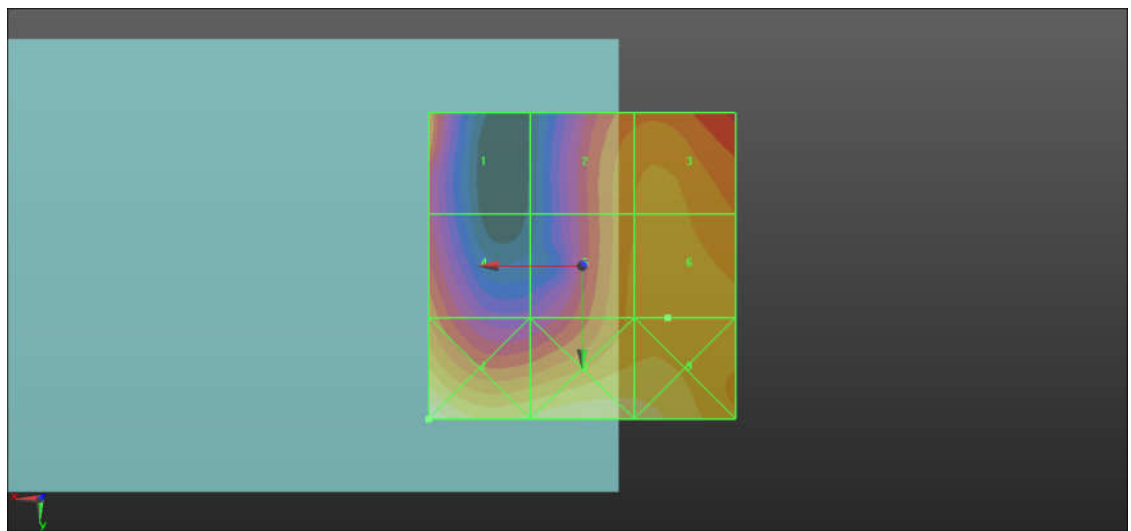
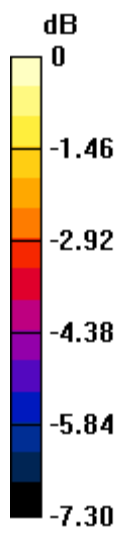
Grid 1 M4 22.66 dBV/m	Grid 2 M4 22.99 dBV/m	Grid 3 M4 23.17 dBV/m
Grid 4 M4 22.46 dBV/m	Grid 5 M4 23.13 dBV/m	Grid 6 M4 23.35 dBV/m
Grid 7 M4 24.93 dBV/m	Grid 8 M4 24.48 dBV/m	Grid 9 M4 24.29 dBV/m

Cursor:

Total = 24.93 dBV/m

E Category: M4

Location: 25, 25, 9.7 mm



0 dB = 17.63 V/m = 24.93 dBV/m

21 HAC RF LTE Band 38_20M_QPSK_1RB_0Offset_Voice_Ch38150_Ant.3

Communication System: UID 10172 - CAB, LTE-TDD (SC-FDMA, 1 RB, 20 MHz, QPSK);
 Frequency: 2619.9 MHz; Duty Cycle: 1:1.59

Medium: Air Medium parameters used: $\sigma = 0$ S/m, $\epsilon_r = 1$; $\rho = 0$ kg/m³

Ambient Temperature : 23.5 °C

DASY5 Configuration:

- Probe: ER3DV6 - SN2528; ConvF(1, 1, 1); Calibrated: 2017.1.25;
- Sensor-Surface: (Fix Surface)
- Electronics: DAE4 Sn1326; Calibrated: 2017.9.15
- Phantom: HAC Test Arch with AMCC; Type: SD HAC P01 BA;
- Measurement SW: DASY52, Version 52.8 (8); SEMCAD X Version 14.6.10 (7331)

Ch38150/Hearing Aid Compatibility Test (101x101x1): Interpolated grid: dx=0.5000 mm,
 dy=0.5000 mm

Device Reference Point: 0, 0, -6.3 mm

Reference Value = 17.78 V/m; Power Drift = 0.13 dB

Applied MIF = -1.62 dB

RF audio interference level = 23.82 dBV/m

Emission category: M4

MIF scaled E-field

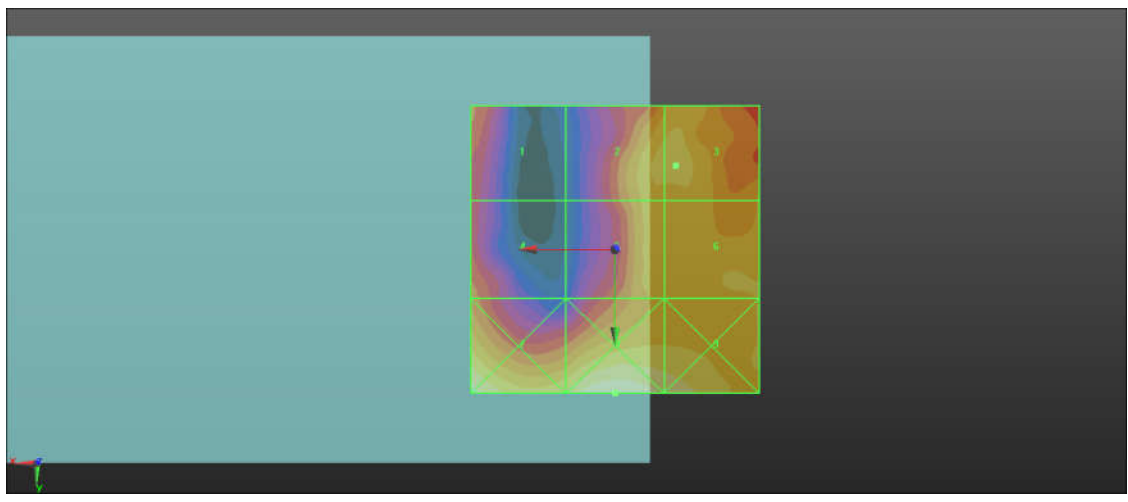
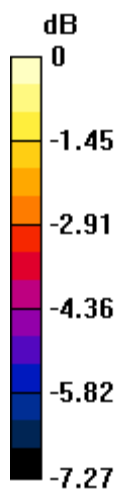
Grid 1 M4 22.31 dBV/m	Grid 2 M4 23.74 dBV/m	Grid 3 M4 23.82 dBV/m
Grid 4 M4 22.43 dBV/m	Grid 5 M4 23.44 dBV/m	Grid 6 M4 23.57 dBV/m
Grid 7 M4 24.93 dBV/m	Grid 8 M4 24.98 dBV/m	Grid 9 M4 24.44 dBV/m

Cursor:

Total = 24.98 dBV/m

E Category: M4

Location: 0, 25, 9.7 mm



0 dB = 17.75 V/m = 24.98 dBV/m

22 HAC RF LTE Band 41_20M_QPSK_1RB_99Offset_Voice_Ch39750_Ant.2

Communication System: UID 10172 - CAB, LTE-TDD (SC-FDMA, 1 RB, 20 MHz, QPSK);
 Frequency: 2506 MHz; Duty Cycle: 1:1.59

Medium: Air Medium parameters used: $\sigma = 0$ S/m, $\epsilon_r = 1$; $\rho = 0$ kg/m³

Ambient Temperature : 23.5 °C

DASY5 Configuration:

- Probe: ER3DV6 - SN2528; ConvF(1, 1, 1); Calibrated: 2017.1.25;
- Sensor-Surface: (Fix Surface)
- Electronics: DAE4 Sn1326; Calibrated: 2017.9.15
- Phantom: HAC Test Arch with AMCC; Type: SD HAC P01 BA;
- Measurement SW: DASY52, Version 52.8 (8); SEMCAD X Version 14.6.10 (7331)

Ch39750/Hearing Aid Compatibility Test (101x101x1): Interpolated grid: dx=0.5000 mm, dy=0.5000 mm

Device Reference Point: 0, 0, -6.3 mm

Reference Value = 13.17 V/m; Power Drift = -0.09 dB

Applied MIF = -1.62 dB

RF audio interference level = 21.96 dBV/m

Emission category: **M4**

MIF scaled E-field

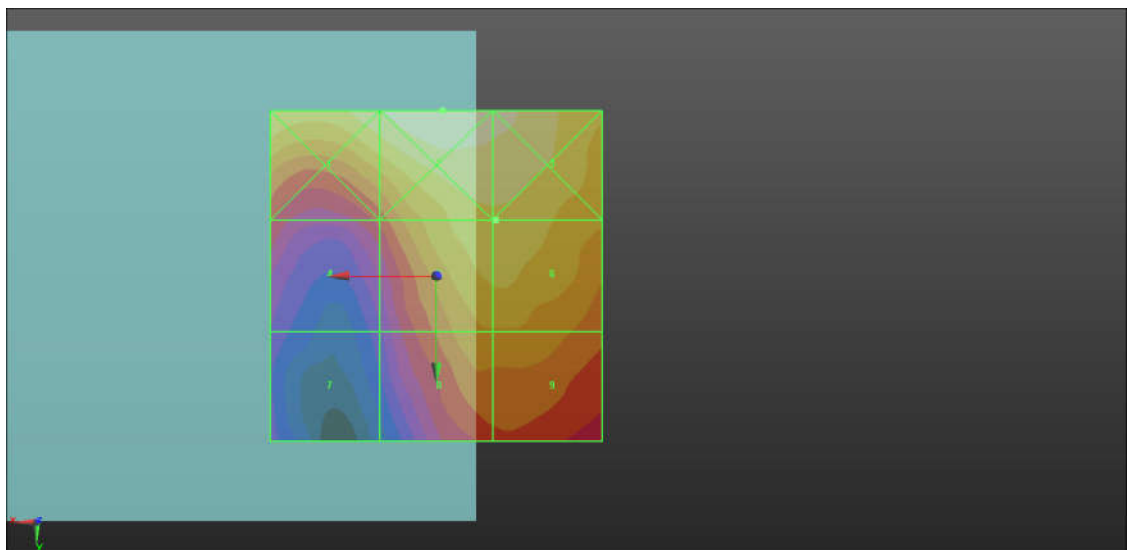
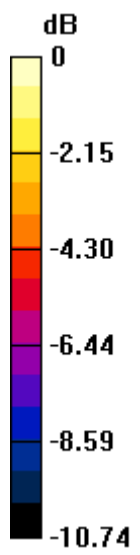
Grid 1 22.85 dBV/m	Grid 2 23.55 dBV/m	Grid 3 23.14 dBV/m
Grid 4 18.87 dBV/m	Grid 5 21.95 dBV/m	Grid 6 21.96 dBV/m
Grid 7 16.36 dBV/m	Grid 8 20.61 dBV/m	Grid 9 20.61 dBV/m

Cursor:

Total = 23.55 dBV/m

E Category: M4

Location: -1, -25, 9.7 mm



0 dB = 15.04 V/m = 23.54 dBV/m

23 HAC RF LTE Band 41_20M_QPSK_1RB_99Offset_Voice_Ch40185_Ant.2

Communication System: UID 10172 - CAB, LTE-TDD (SC-FDMA, 1 RB, 20 MHz, QPSK);
 Frequency: 2549.5 MHz; Duty Cycle: 1:1.59

Medium: Air Medium parameters used: $\sigma = 0$ S/m, $\epsilon_r = 1$; $\rho = 0$ kg/m³

Ambient Temperature : 23.5 °C

DASY5 Configuration:

- Probe: ER3DV6 - SN2528; ConvF(1, 1, 1); Calibrated: 2017.1.25;
- Sensor-Surface: (Fix Surface)
- Electronics: DAE4 Sn1326; Calibrated: 2017.9.15
- Phantom: HAC Test Arch with AMCC; Type: SD HAC P01 BA;
- Measurement SW: DASY52, Version 52.8 (8); SEMCAD X Version 14.6.10 (7331)

Ch40185/Hearing Aid Compatibility Test (101x101x1): Interpolated grid: dx=0.5000 mm, dy=0.5000 mm

Device Reference Point: 0, 0, -6.3 mm

Reference Value = 11.25 V/m; Power Drift = -0.07 dB

Applied MIF = -1.62 dB

RF audio interference level = 21.02 dBV/m

Emission category: **M4**

MIF scaled E-field

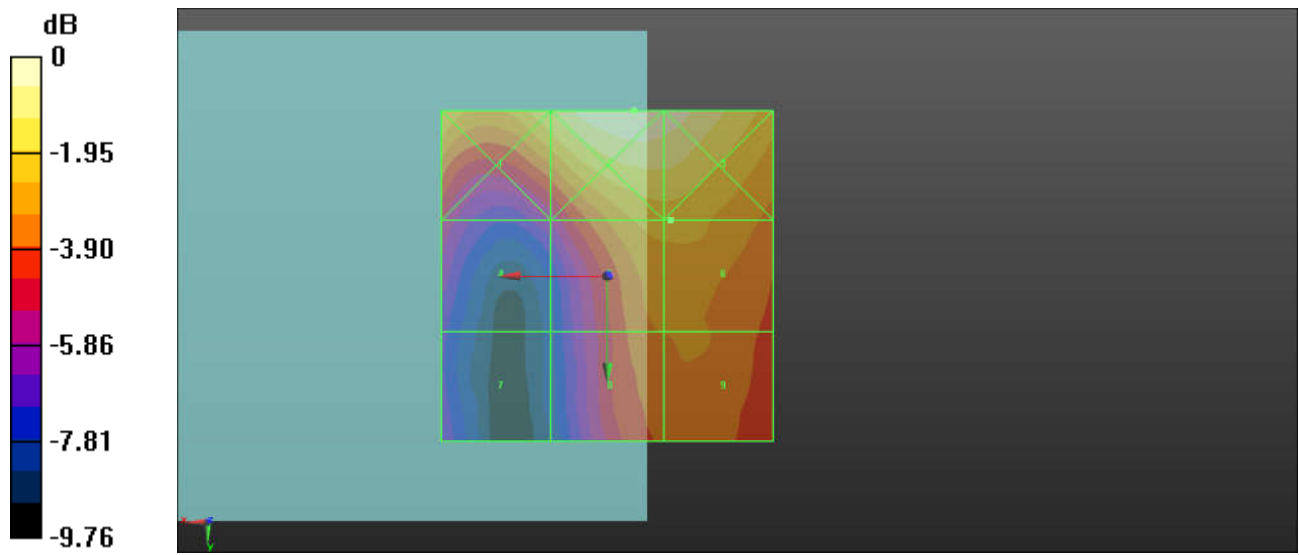
Grid 1 22.01 dBV/m	Grid 2 23.29 dBV/m	Grid 3 23.11 dBV/m
Grid 4 18.29 dBV/m	Grid 5 21.01 dBV/m	Grid 6 21.02 dBV/m
Grid 7 16.85 dBV/m	Grid 8 20.06 dBV/m	Grid 9 20.12 dBV/m

Cursor:

Total = 23.29 dBV/m

E Category: M4

Location: -4, -25, 9.7 mm



0 dB = 14.60 V/m = 23.29 dBV/m

24 HAC RF LTE Band 41_20M_QPSK_1RB_99Offset_Voice_Ch40620_Ant.2

Communication System: UID 10172 - CAB, LTE-TDD (SC-FDMA, 1 RB, 20 MHz, QPSK);
 Frequency: 2593 MHz; Duty Cycle: 1:1.59

Medium: Air Medium parameters used: $\sigma = 0$ S/m, $\epsilon_r = 1$; $\rho = 0$ kg/m³

Ambient Temperature : 23.5 °C

DASY5 Configuration:

- Probe: ER3DV6 - SN2528; ConvF(1, 1, 1); Calibrated: 2017.1.25;
- Sensor-Surface: (Fix Surface)
- Electronics: DAE4 Sn1326; Calibrated: 2017.9.15
- Phantom: HAC Test Arch with AMCC; Type: SD HAC P01 BA;
- Measurement SW: DASY52, Version 52.8 (8); SEMCAD X Version 14.6.10 (7331)

Ch40620/Hearing Aid Compatibility Test (101x101x1): Interpolated grid: dx=0.5000 mm,
 dy=0.5000 mm

Device Reference Point: 0, 0, -6.3 mm

Reference Value = 10.14 V/m; Power Drift = -0.19 dB

Applied MIF = -1.62 dB

RF audio interference level = 21.52 dBV/m

Emission category: **M4**

MIF scaled E-field

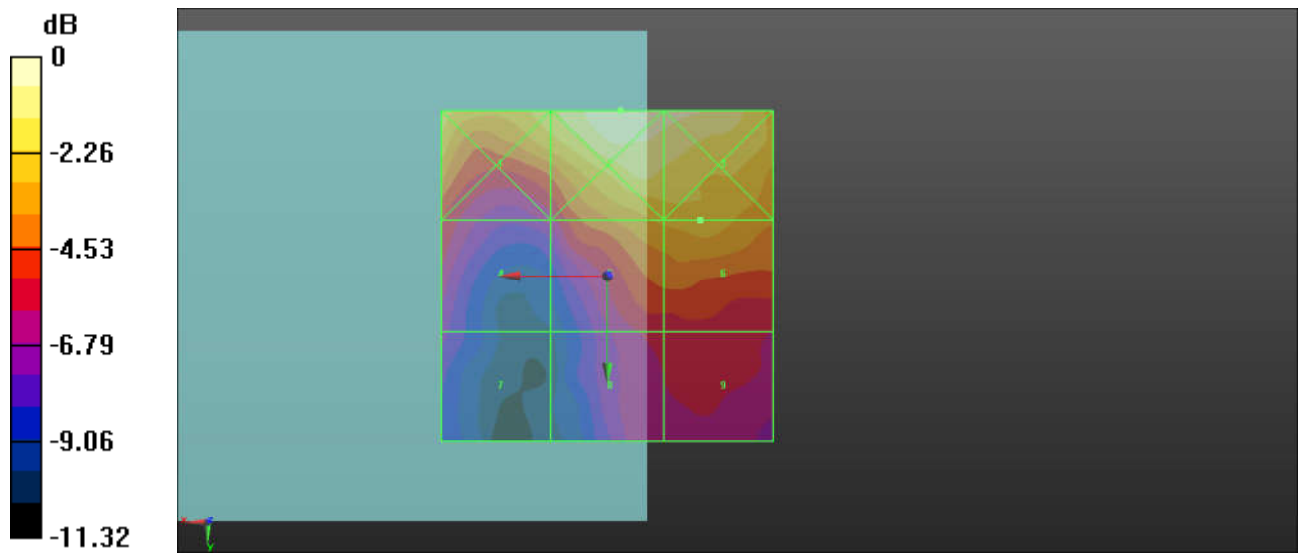
Grid 1 22.39 dBV/m	Grid 2 24.11 dBV/m	Grid 3 23.74 dBV/m
Grid 4 18.97 dBV/m	Grid 5 21.29 dBV/m	Grid 6 21.52 dBV/m
Grid 7 16.94 dBV/m	Grid 8 18.57 dBV/m	Grid 9 18.72 dBV/m

Cursor:

Total = 24.11 dBV/m

E Category: M4

Location: -2, -25, 9.7 mm



0 dB = 16.05 V/m = 24.11 dBV/m

25 HAC RF LTE Band 41_20M_QPSK_1RB_99Offset_Voice_Ch41055_Ant.2

Communication System: UID 10172 - CAB, LTE-TDD (SC-FDMA, 1 RB, 20 MHz, QPSK);
 Frequency: 2636.5 MHz; Duty Cycle: 1:1.59

Medium: Air Medium parameters used: $\sigma = 0$ S/m, $\epsilon_r = 1$; $\rho = 0$ kg/m³

Ambient Temperature : 23.5 °C

DASY5 Configuration:

- Probe: ER3DV6 - SN2528; ConvF(1, 1, 1); Calibrated: 2017.1.25;
- Sensor-Surface: (Fix Surface)
- Electronics: DAE4 Sn1326; Calibrated: 2017.9.15
- Phantom: HAC Test Arch with AMCC; Type: SD HAC P01 BA;
- Measurement SW: DASY52, Version 52.8 (8); SEMCAD X Version 14.6.10 (7331)

Ch41055/Hearing Aid Compatibility Test (101x101x1): Interpolated grid: dx=0.5000 mm,
 dy=0.5000 mm

Device Reference Point: 0, 0, -6.3 mm

Reference Value = 11.13 V/m; Power Drift = -0.19 dB

Applied MIF = -1.62 dB

RF audio interference level = 22.34 dBV/m

Emission category: **M4**

MIF scaled E-field

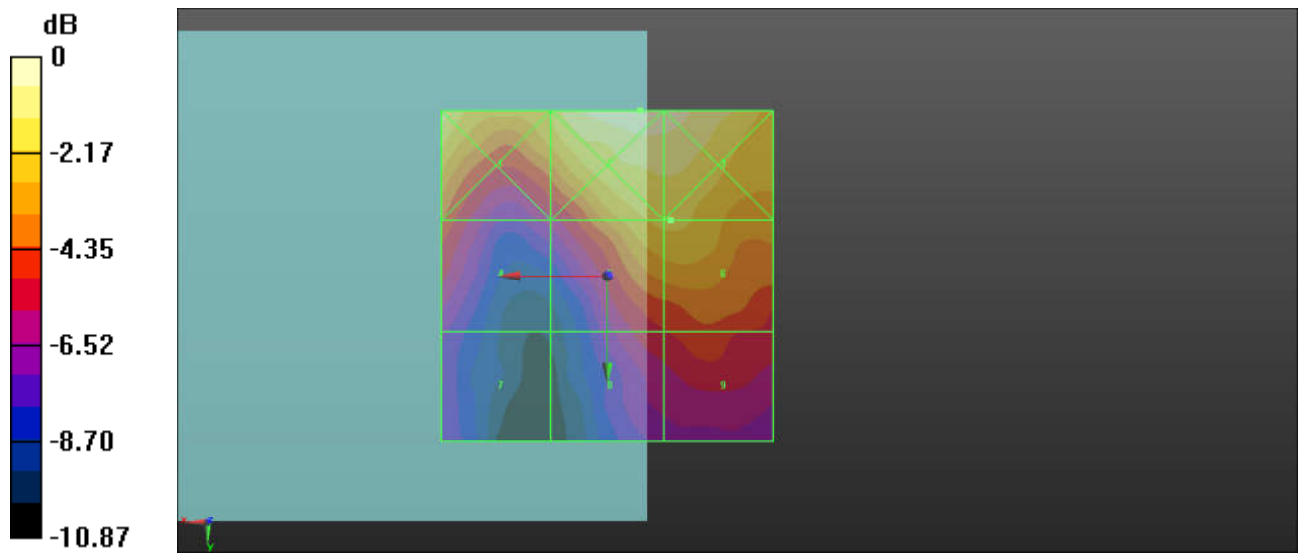
Grid 1 23.32 dBV/m	Grid 2 24.29 dBV/m	Grid 3 24.09 dBV/m
Grid 4 20.01 dBV/m	Grid 5 22.32 dBV/m	Grid 6 22.34 dBV/m
Grid 7 17.26 dBV/m	Grid 8 19.16 dBV/m	Grid 9 19.88 dBV/m

Cursor:

Total = 24.29 dBV/m

E Category: M4

Location: -5, -25, 9.7 mm



0 dB = 16.38 V/m = 24.29 dBV/m

26 HAC RF LTE Band 41_20M_QPSK_1RB_99Offset_Voice_Ch41490_Ant.2

Communication System: UID 10172 - CAB, LTE-TDD (SC-FDMA, 1 RB, 20 MHz, QPSK);
 Frequency: 2680 MHz; Duty Cycle: 1:1.59

Medium: Air Medium parameters used: $\sigma = 0$ S/m, $\epsilon_r = 1$; $\rho = 0$ kg/m³

Ambient Temperature : 23.5 °C

DASY5 Configuration:

- Probe: ER3DV6 - SN2528; ConvF(1, 1, 1); Calibrated: 2017.1.25;
- Sensor-Surface: (Fix Surface)
- Electronics: DAE4 Sn1326; Calibrated: 2017.9.15
- Phantom: HAC Test Arch with AMCC; Type: SD HAC P01 BA;
- Measurement SW: DASY52, Version 52.8 (8); SEMCAD X Version 14.6.10 (7331)

Ch41490/Hearing Aid Compatibility Test (101x101x1): Interpolated grid: dx=0.5000 mm,
 dy=0.5000 mm

Device Reference Point: 0, 0, -6.3 mm

Reference Value = 9.877 V/m; Power Drift = 0.13 dB

Applied MIF = -1.62 dB

RF audio interference level = 22.05 dBV/m

Emission category: **M4**

MIF scaled E-field

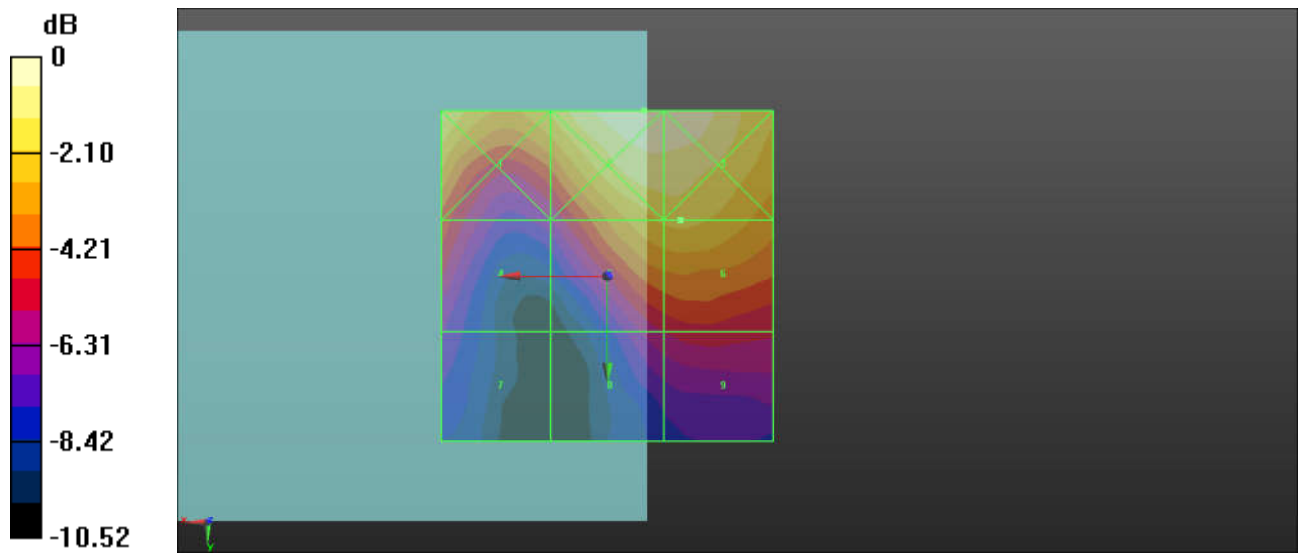
Grid 1 22.84 dBV/m	Grid 2 23.91 dBV/m	Grid 3 23.73 dBV/m
Grid 4 19.55 dBV/m	Grid 5 21.94 dBV/m	Grid 6 22.05 dBV/m
Grid 7 17.03 dBV/m	Grid 8 18.32 dBV/m	Grid 9 18.77 dBV/m

Cursor:

Total = 23.91 dBV/m

E Category: M4

Location: -5.5, -25, 9.7 mm



0 dB = 15.68 V/m = 23.91 dBV/m

27 HAC RF LTE Band 41_20M_QPSK_1RB_99Offset_Voice_Ch39750_E_Ant.3

Communication System: UID 10172 - CAB, LTE-TDD (SC-FDMA, 1 RB, 20 MHz, QPSK);
 Frequency: 2506 MHz; Duty Cycle: 1:1.59

Medium: Air Medium parameters used: $\sigma = 0$ S/m, $\epsilon_r = 1$; $\rho = 0$ kg/m³

Ambient Temperature : 23.5 °C

DASY5 Configuration:

- Probe: ER3DV6 - SN2528; ConvF(1, 1, 1); Calibrated: 2017.1.25;
- Sensor-Surface: (Fix Surface)
- Electronics: DAE4 Sn1326; Calibrated: 2017.9.15
- Phantom: HAC Test Arch with AMCC; Type: SD HAC P01 BA;
- Measurement SW: DASY52, Version 52.8 (8); SEMCAD X Version 14.6.10 (7331)

Ch39750/Hearing Aid Compatibility Test (101x101x1): Interpolated grid: dx=0.5000 mm, dy=0.5000 mm

Device Reference Point: 0, 0, -6.3 mm

Reference Value = 16.61 V/m; Power Drift = -0.11 dB

Applied MIF = -1.62 dB

RF audio interference level = 22.79 dBV/m

Emission category: M4

MIF scaled E-field

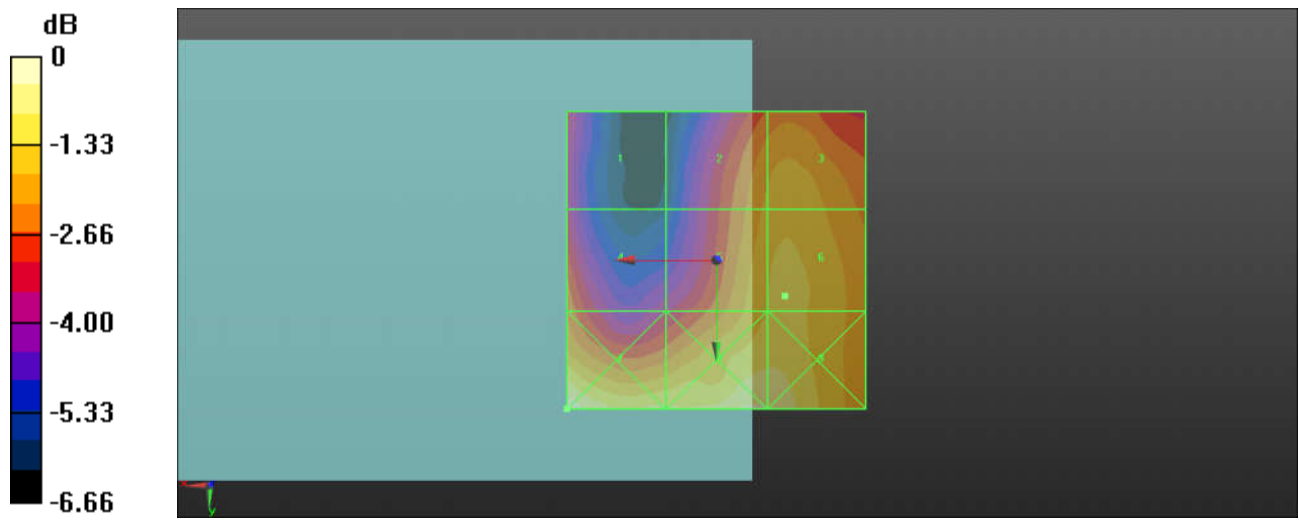
Grid 1 M4 20.64 dBV/m	Grid 2 M4 22.32 dBV/m	Grid 3 M4 22.53 dBV/m
Grid 4 M4 21.7 dBV/m	Grid 5 M4 22.67 dBV/m	Grid 6 M4 22.79 dBV/m
Grid 7 M4 23.97 dBV/m	Grid 8 M4 23.61 dBV/m	Grid 9 M4 23.55 dBV/m

Cursor:

Total = 23.97 dBV/m

E Category: M4

Location: 25, 25, 9.7 mm



0 dB = 15.79 V/m = 23.97 dBV/m

28 HAC RF LTE Band 41_20M_QPSK_1RB_99Offset_Voice_Ch40185_E_Ant.3

Communication System: UID 10172 - CAB, LTE-TDD (SC-FDMA, 1 RB, 20 MHz, QPSK);
 Frequency: 2549.5 MHz; Duty Cycle: 1:1.59

Medium: Air Medium parameters used: $\sigma = 0$ S/m, $\epsilon_r = 1$; $\rho = 0$ kg/m³

Ambient Temperature : 23.5 °C

DASY5 Configuration:

- Probe: ER3DV6 - SN2528; ConvF(1, 1, 1); Calibrated: 2017.1.25;
- Sensor-Surface: (Fix Surface)
- Electronics: DAE4 Sn1326; Calibrated: 2017.9.15
- Phantom: HAC Test Arch with AMCC; Type: SD HAC P01 BA;
- Measurement SW: DASY52, Version 52.8 (8); SEMCAD X Version 14.6.10 (7331)

Ch40185/Hearing Aid Compatibility Test (101x101x1): Interpolated grid: dx=0.5000 mm, dy=0.5000 mm

Device Reference Point: 0, 0, -6.3 mm

Reference Value = 17.45 V/m; Power Drift = 0.03 dB

Applied MIF = -1.62 dB

RF audio interference level = 23.64 dBV/m

Emission category: M4

MIF scaled E-field

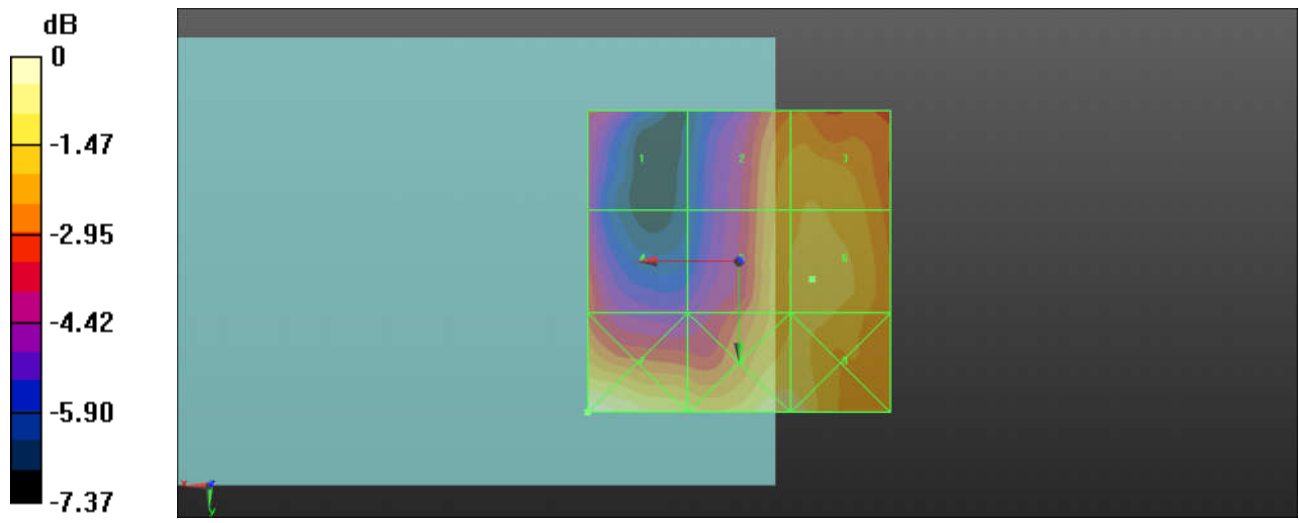
Grid 1 M4 21.11 dBV/m	Grid 2 M4 23.26 dBV/m	Grid 3 M4 23.45 dBV/m
Grid 4 M4 22.05 dBV/m	Grid 5 M4 23.45 dBV/m	Grid 6 M4 23.64 dBV/m
Grid 7 M4 24.88 dBV/m	Grid 8 M4 24.27 dBV/m	Grid 9 M4 24.21 dBV/m

Cursor:

Total = 24.88 dBV/m

E Category: M4

Location: 25, 25, 9.7 mm



0 dB = 17.53 V/m = 24.88 dBV/m

29 HAC RF LTE Band 41_20M_QPSK_1RB_99Offset_Voice_Ch40620_E_Ant.3

Communication System: UID 10172 - CAB, LTE-TDD (SC-FDMA, 1 RB, 20 MHz, QPSK);
 Frequency: 2593 MHz; Duty Cycle: 1:1.59

Medium: Air Medium parameters used: $\sigma = 0$ S/m, $\epsilon_r = 1$; $\rho = 0$ kg/m³

Ambient Temperature : 23.5 °C

DASY5 Configuration:

- Probe: ER3DV6 - SN2528; ConvF(1, 1, 1); Calibrated: 2017.1.25;
- Sensor-Surface: (Fix Surface)
- Electronics: DAE4 Sn1326; Calibrated: 2017.9.15
- Phantom: HAC Test Arch with AMCC; Type: SD HAC P01 BA;
- Measurement SW: DASY52, Version 52.8 (8); SEMCAD X Version 14.6.10 (7331)

Ch40620/Hearing Aid Compatibility Test (101x101x1): Interpolated grid: dx=0.5000 mm, dy=0.5000 mm

Device Reference Point: 0, 0, -6.3 mm

Reference Value = 16.07 V/m; Power Drift = -0.06 dB

Applied MIF = -1.62 dB

RF audio interference level = 22.75 dBV/m

Emission category: M4

MIF scaled E-field

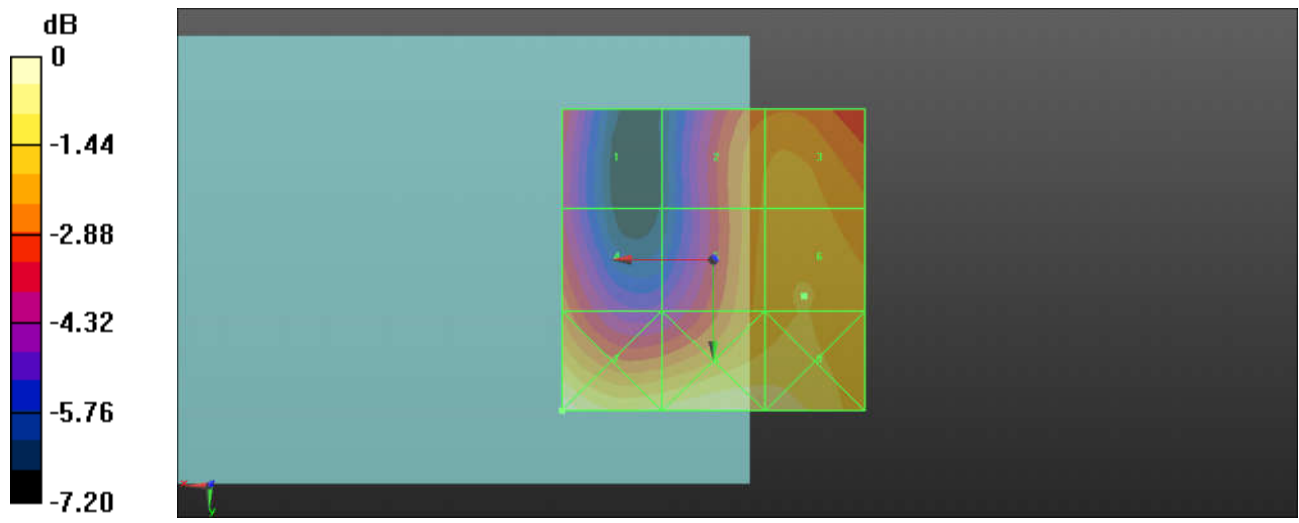
Grid 1 M4 20.99 dBV/m	Grid 2 M4 22.32 dBV/m	Grid 3 M4 22.52 dBV/m
Grid 4 M4 21.69 dBV/m	Grid 5 M4 22.47 dBV/m	Grid 6 M4 22.75 dBV/m
Grid 7 M4 24.16 dBV/m	Grid 8 M4 23.77 dBV/m	Grid 9 M4 23.65 dBV/m

Cursor:

Total = 24.16 dBV/m

E Category: M4

Location: 25, 25, 9.7 mm



0 dB = 16.14 V/m = 24.16 dBV/m

30 HAC RF LTE Band 41_20M_QPSK_1RB_99Offset_Voice_Ch41055_E_Ant.3

Communication System: UID 10172 - CAB, LTE-TDD (SC-FDMA, 1 RB, 20 MHz, QPSK);
 Frequency: 2636.5 MHz; Duty Cycle: 1:1.59

Medium: Air Medium parameters used: $\sigma = 0$ S/m, $\epsilon_r = 1$; $\rho = 0$ kg/m³

Ambient Temperature : 23.5 °C

DASY5 Configuration:

- Probe: ER3DV6 - SN2528; ConvF(1, 1, 1); Calibrated: 2017.1.25;
- Sensor-Surface: (Fix Surface)
- Electronics: DAE4 Sn1326; Calibrated: 2017.9.15
- Phantom: HAC Test Arch with AMCC; Type: SD HAC P01 BA;
- Measurement SW: DASY52, Version 52.8 (8); SEMCAD X Version 14.6.10 (7331)

Ch41055/Hearing Aid Compatibility Test (101x101x1): Interpolated grid: dx=0.5000 mm, dy=0.5000 mm

Device Reference Point: 0, 0, -6.3 mm

Reference Value = 18.30 V/m; Power Drift = -0.19 dB

Applied MIF = -1.62 dB

RF audio interference level = 24.20 dBV/m

Emission category: M4

MIF scaled E-field

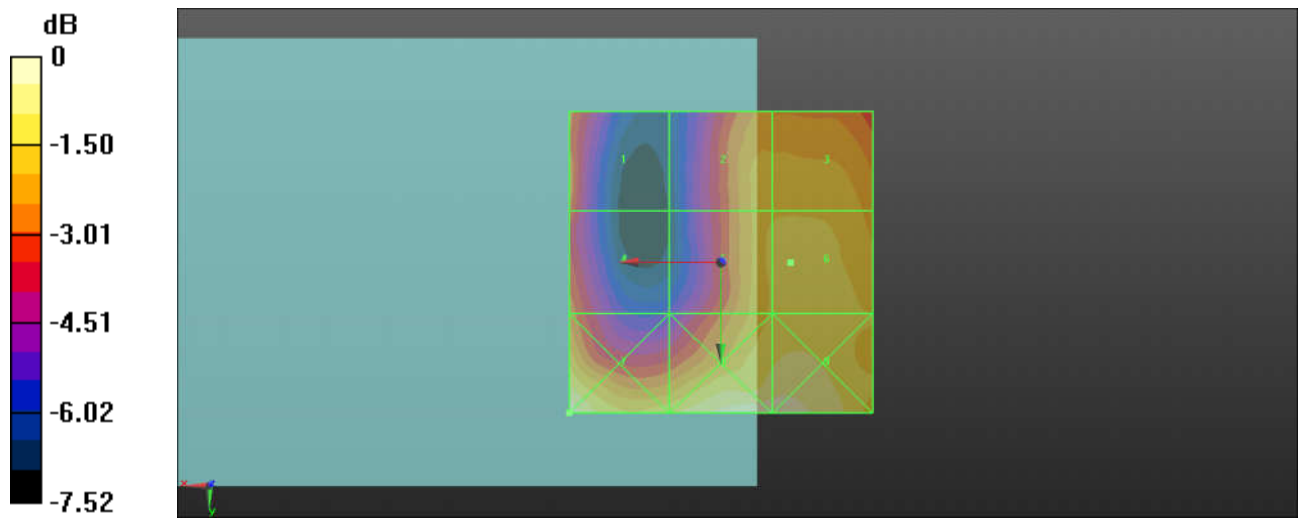
Grid 1 M4 22.76 dBV/m	Grid 2 M4 23.56 dBV/m	Grid 3 M4 23.66 dBV/m
Grid 4 M4 22.68 dBV/m	Grid 5 M4 23.94 dBV/m	Grid 6 M4 24.2 dBV/m
Grid 7 M4 25.27 dBV/m	Grid 8 M4 25.2 dBV/m	Grid 9 M4 25.15 dBV/m

Cursor:

Total = 25.27 dBV/m

E Category: M4

Location: 25, 25, 9.7 mm



0 dB = 18.35 V/m = 25.27 dBV/m

31 HAC RF LTE Band 41_20M_QPSK_1RB_99Offset_Voice_Ch41490_E_Ant.3

Communication System: UID 10172 - CAB, LTE-TDD (SC-FDMA, 1 RB, 20 MHz, QPSK);
 Frequency: 2680 MHz; Duty Cycle: 1:1.59

Medium: Air Medium parameters used: $\sigma = 0$ S/m, $\epsilon_r = 1$; $\rho = 0$ kg/m³

Ambient Temperature : 23.5 °C

DASY5 Configuration:

- Probe: ER3DV6 - SN2528; ConvF(1, 1, 1); Calibrated: 2017.1.25;
- Sensor-Surface: (Fix Surface)
- Electronics: DAE4 Sn1326; Calibrated: 2017.9.15
- Phantom: HAC Test Arch with AMCC; Type: SD HAC P01 BA;
- Measurement SW: DASY52, Version 52.8 (8); SEMCAD X Version 14.6.10 (7331)

Ch41490/Hearing Aid Compatibility Test (101x101x1): Interpolated grid: dx=0.5000 mm, dy=0.5000 mm

Device Reference Point: 0, 0, -6.3 mm

Reference Value = 17.13 V/m; Power Drift = -0.07 dB

Applied MIF = -1.62 dB

RF audio interference level = 23.83 dBV/m

Emission category: M4

MIF scaled E-field

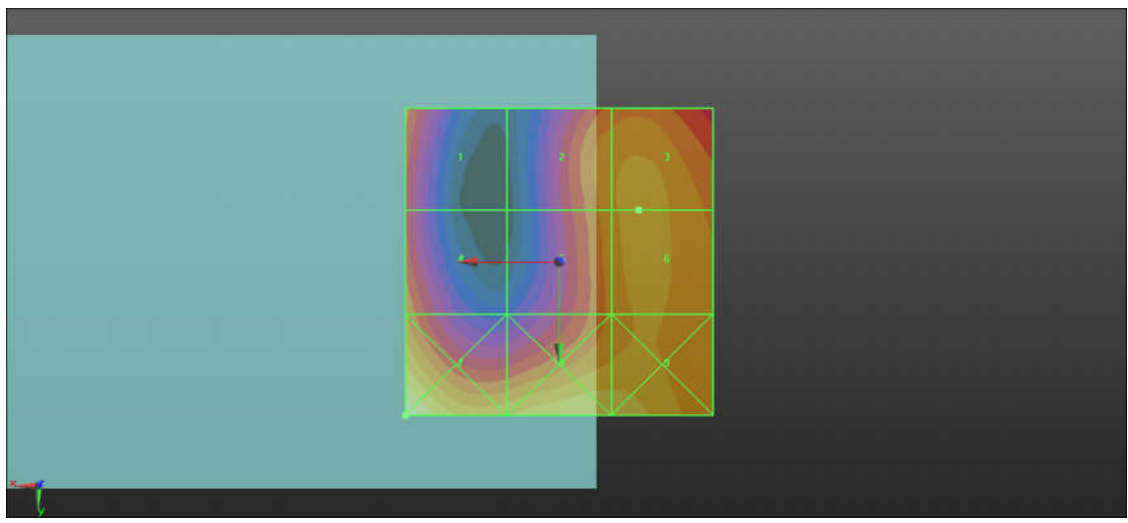
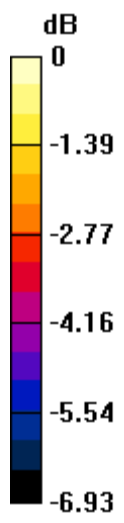
Grid 1 M4 22.95 dBV/m	Grid 2 M4 23.55 dBV/m	Grid 3 M4 23.83 dBV/m
Grid 4 M4 23.24 dBV/m	Grid 5 M4 23.51 dBV/m	Grid 6 M4 23.83 dBV/m
Grid 7 M4 25.48 dBV/m	Grid 8 M4 24.63 dBV/m	Grid 9 M4 24.51 dBV/m

Cursor:

Total = 25.48 dBV/m

E Category: M4

Location: 25, 25, 9.7 mm



0 dB = 18.79 V/m = 25.48 dBV/m