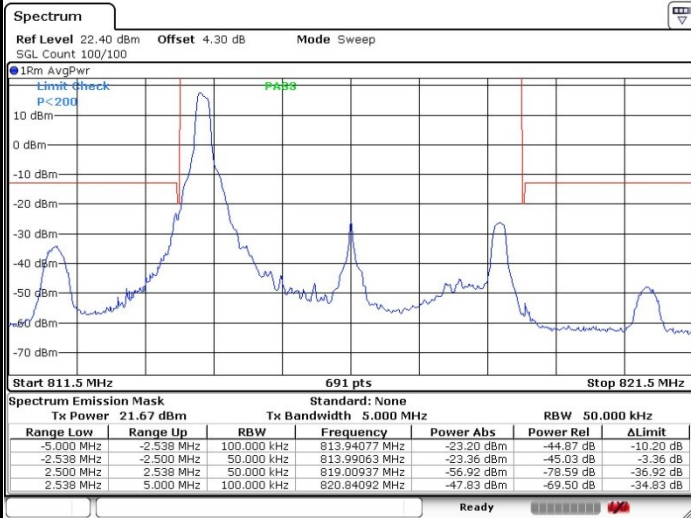




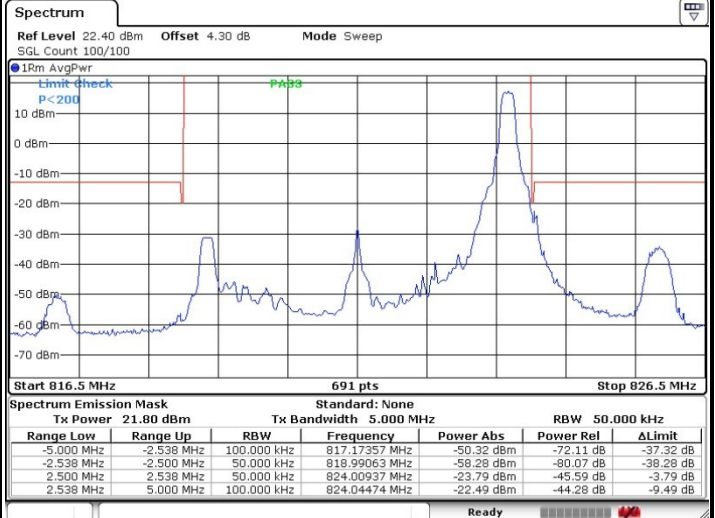
LTE Band 26 / 5MHz / 16QAM

Lowest Band Edge / 1RB



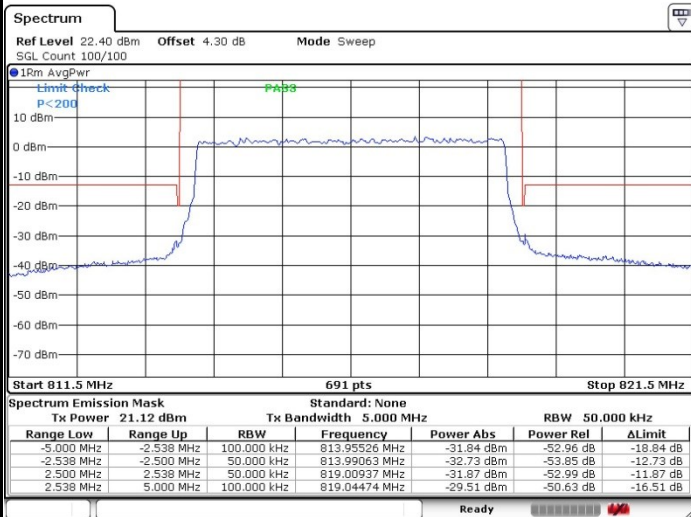
Date: 3. JAN.2018 18:10:48

Highest Band Edge / 1 RB



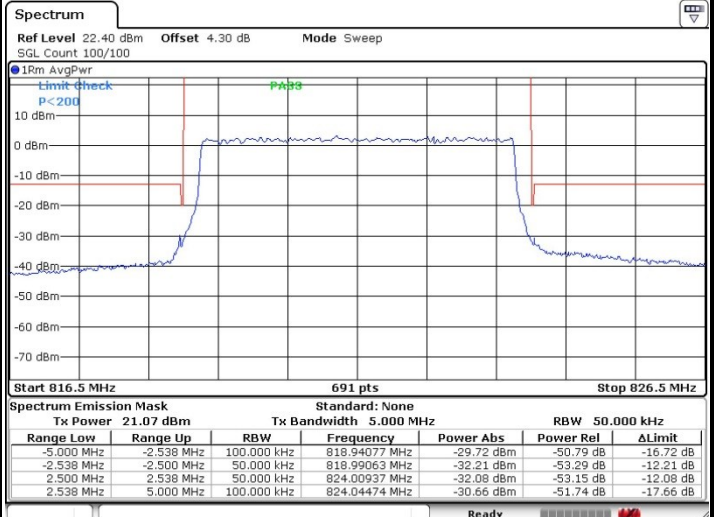
Date: 3. JAN.2018 18:14:37

Lowest Band Edge / Full RB



Date: 3. JAN.2018 18:12:22

Highest Band Edge / Full RB



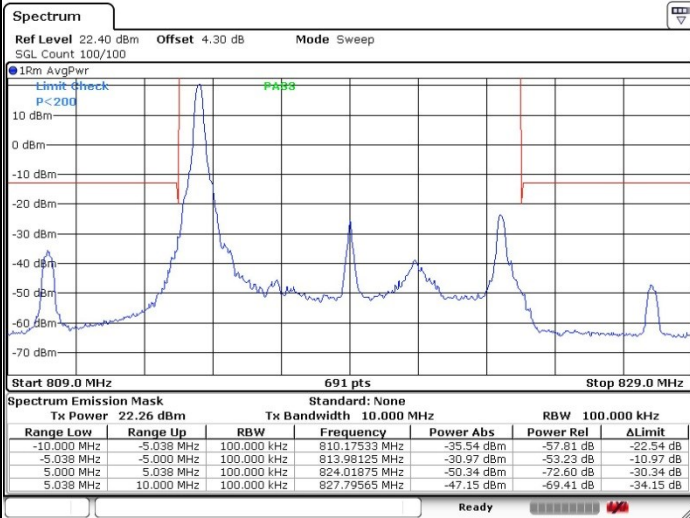
Date: 3. JAN.2018 18:13:37



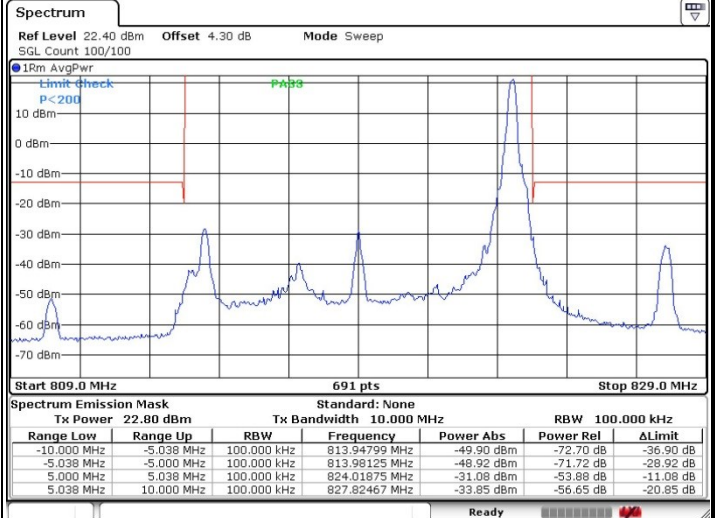
LTE Band 26 / 10MHz / QPSK

Lowest Band Edge / 1 RB

Highest Band Edge / 1 RB

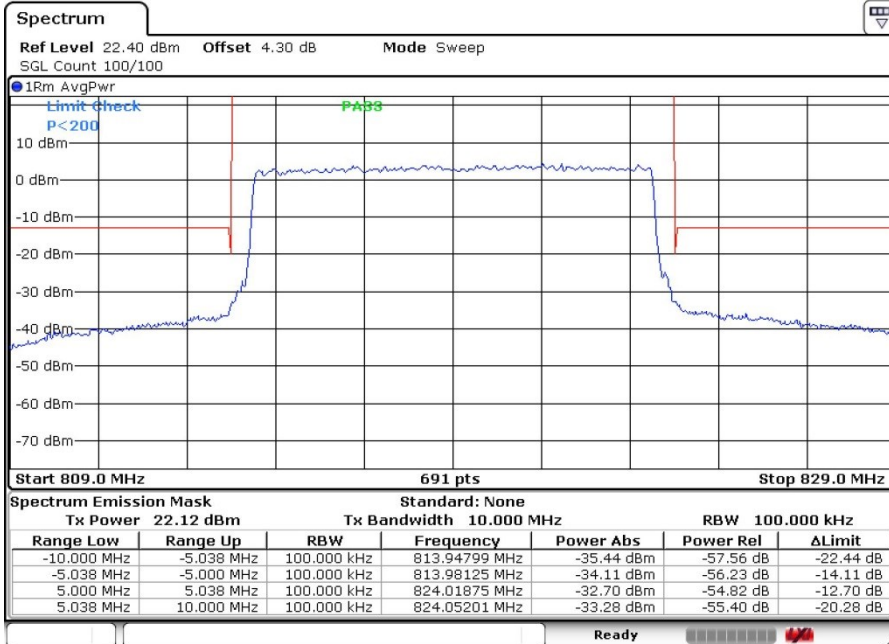


Date: 3.JAN.2018 18:16:33



Date: 3.JAN.2018 18:17:54

Band Edge / Full RB



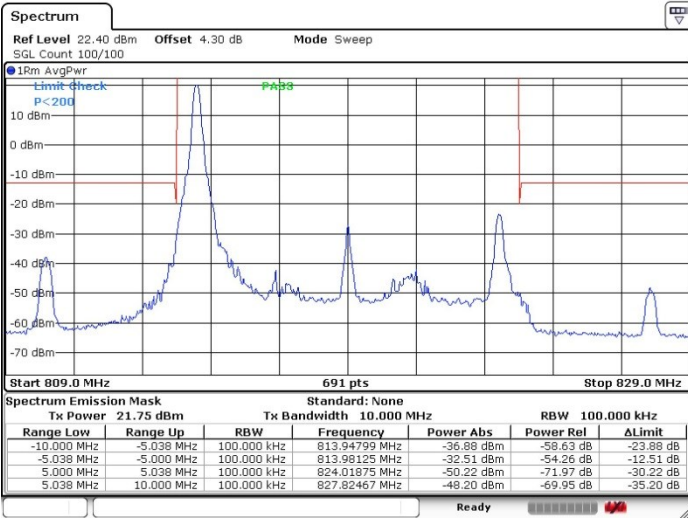
Date: 3.JAN.2018 18:18:09



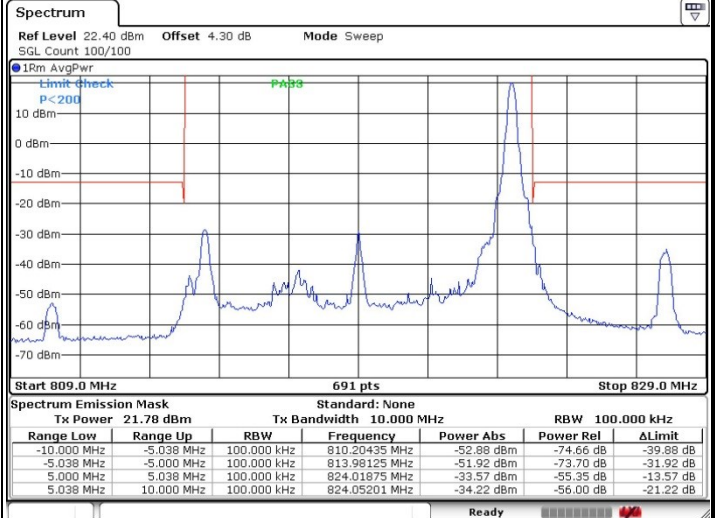
LTE Band 26 / 10MHz / 16QAM

Lowest Band Edge / 1 RB

Highest Band Edge / 1 RB

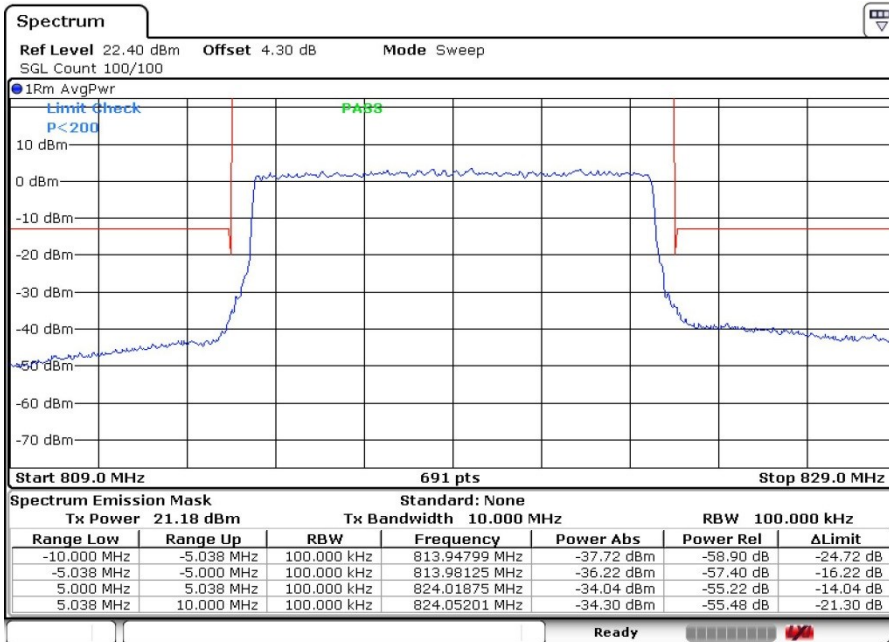


Date: 3.JAN.2018 18:16:52



Date: 3.JAN.2018 18:17:42

Band Edge / Full RB

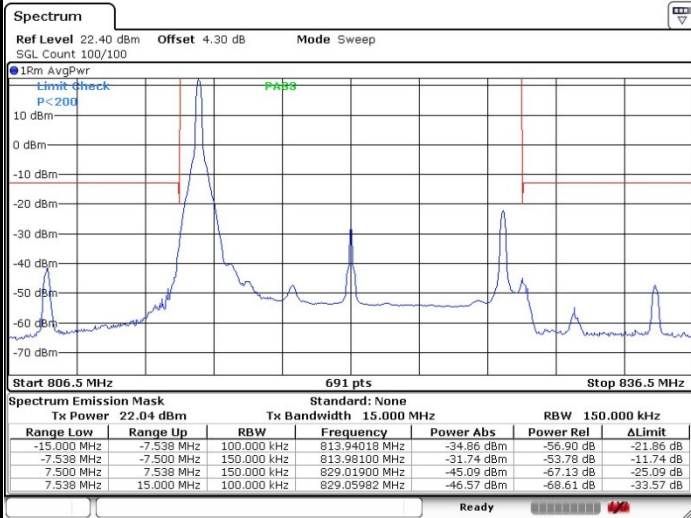


Date: 3.JAN.2018 18:18:33



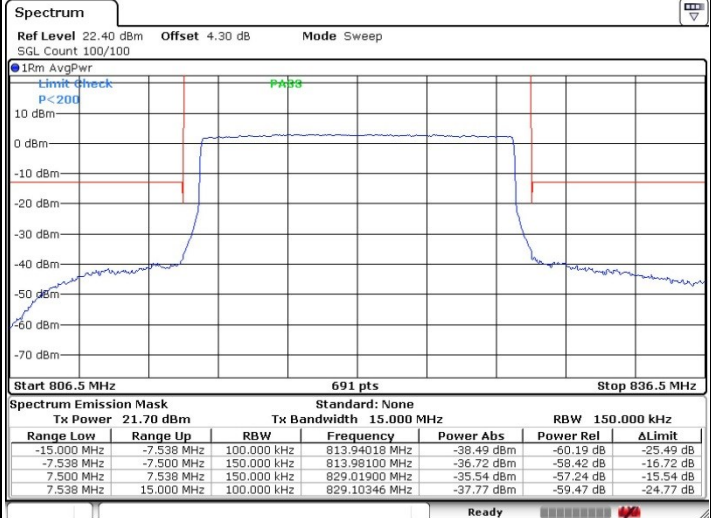
LTE Band 26 / 15MHz QPSK

Lowest Band Edge / 1 RB



Date: 15 JAN 2018 00:00:27

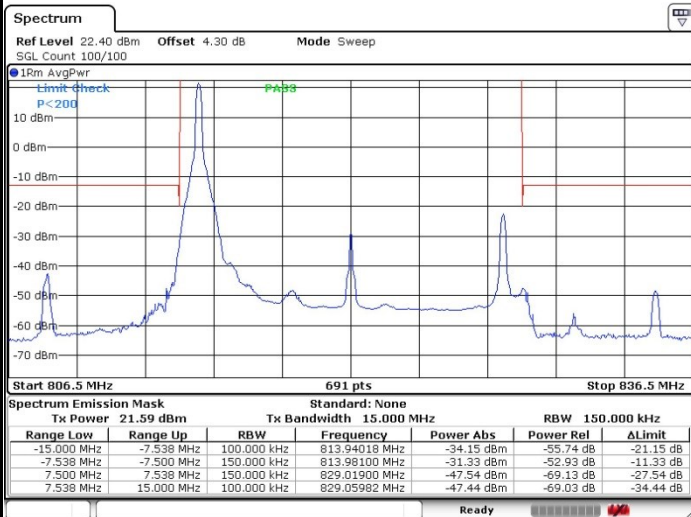
Lowest Band Edge / Full RB



Date: 15 JAN 2018 00:03:10

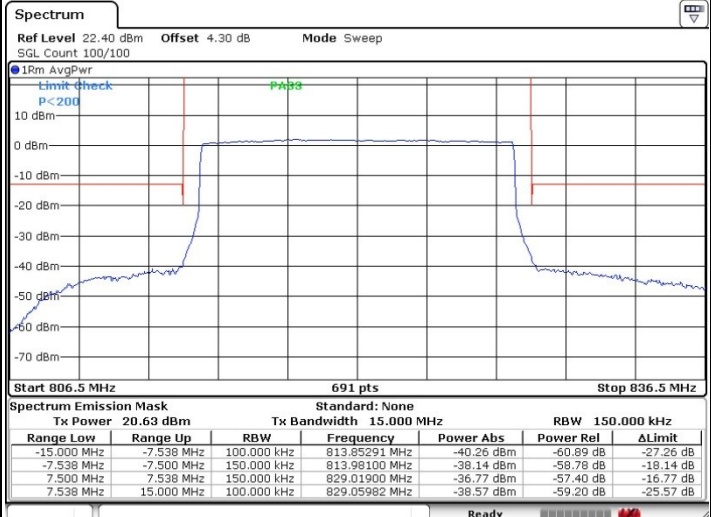
LTE Band 26 / 15MHz 16QAM

Lowest Band Edge / 1 RB



Date: 15 JAN 2018 00:01:05

Lowest Band Edge / Full RB



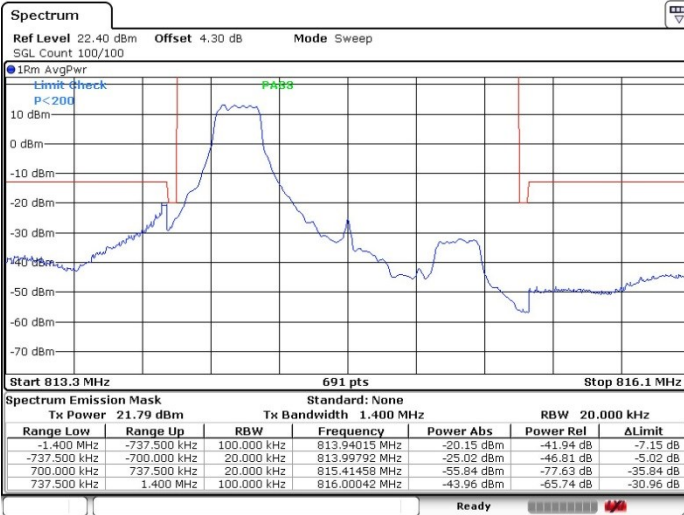
Date: 15 JAN 2018 00:02:38



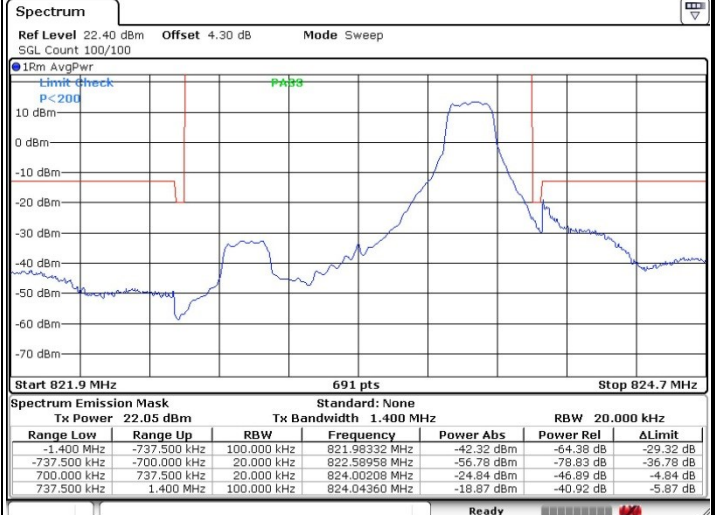
LTE Band 26 / 1.4MHz / 64QAM

Lowest Band Edge / 1RB

Highest Band Edge / 1RB



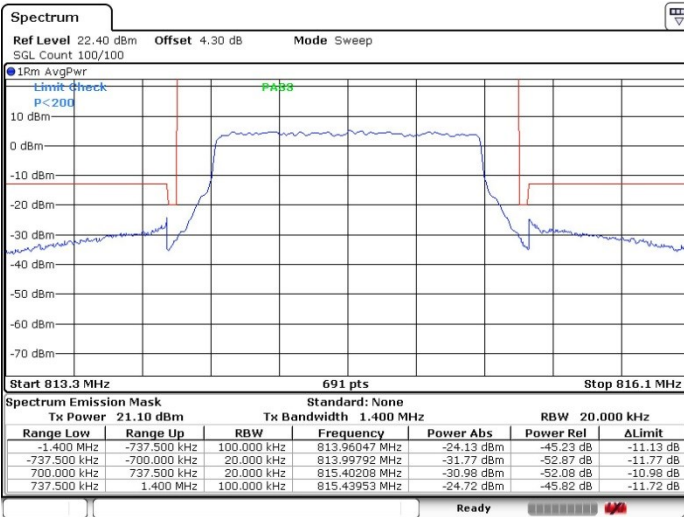
Date: 3. JAN 2018 17:57:37



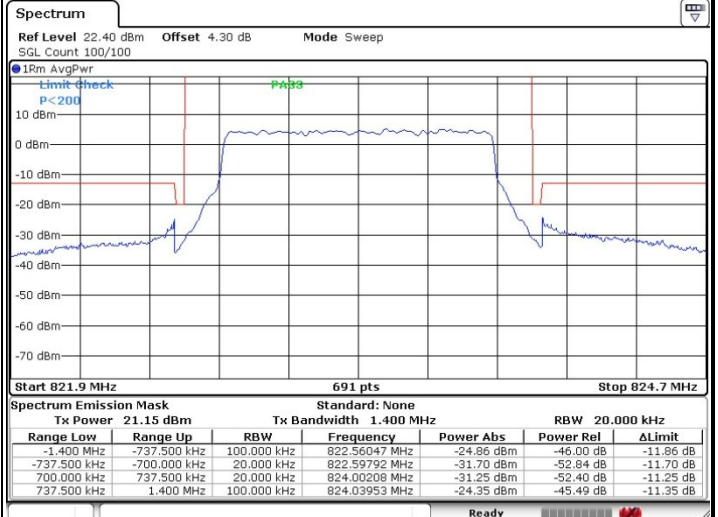
Date: 3. JAN 2018 18:02:03

Lowest Band Edge / Full RB

Highest Band Edge / Full RB



Date: 3. JAN 2018 17:58:05



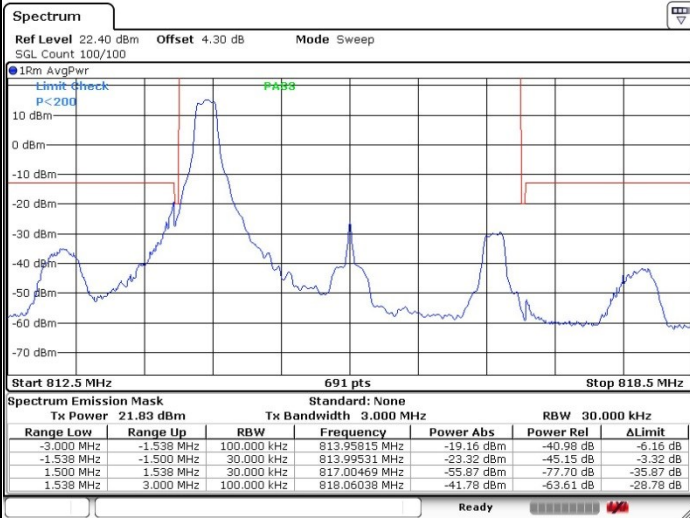
Date: 3. JAN 2018 18:01:43



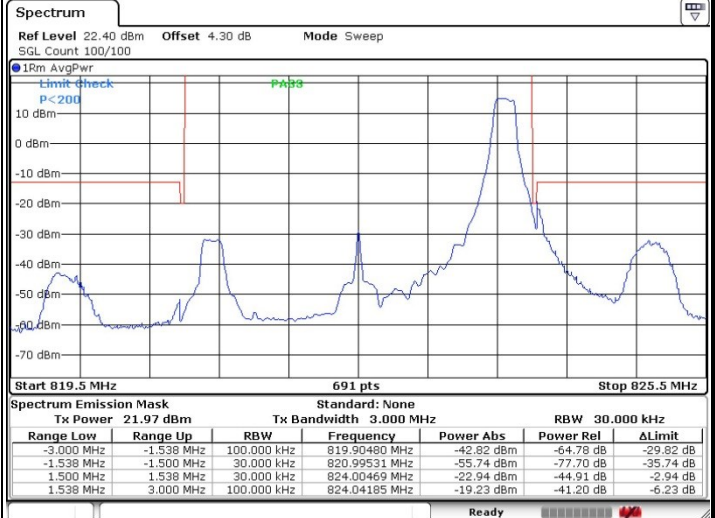
LTE Band 26 / 3MHz / 64QAM

Lowest Band Edge / 1RB

Highest Band Edge / 1 RB



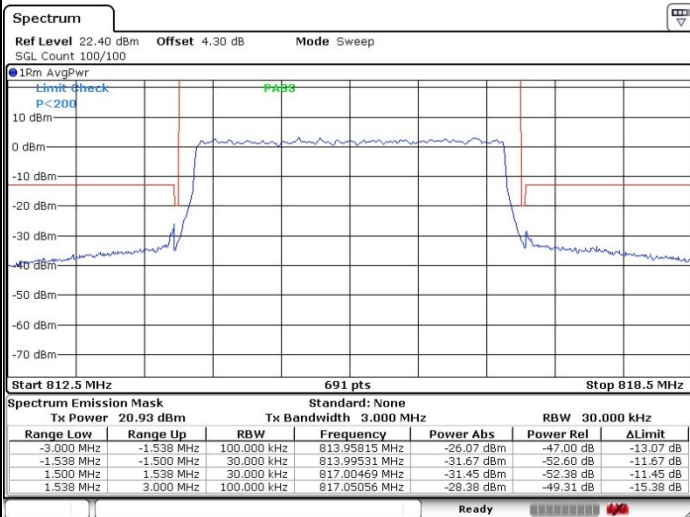
Date: 3. JAN.2018 18:05:17



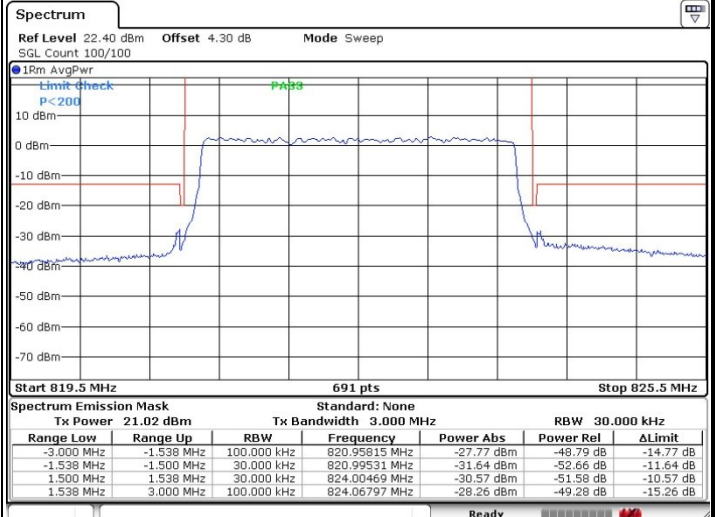
Date: 3. JAN.2018 18:08:01

Lowest Band Edge / Full RB

Highest Band Edge / Full RB



Date: 3. JAN.2018 18:05:36



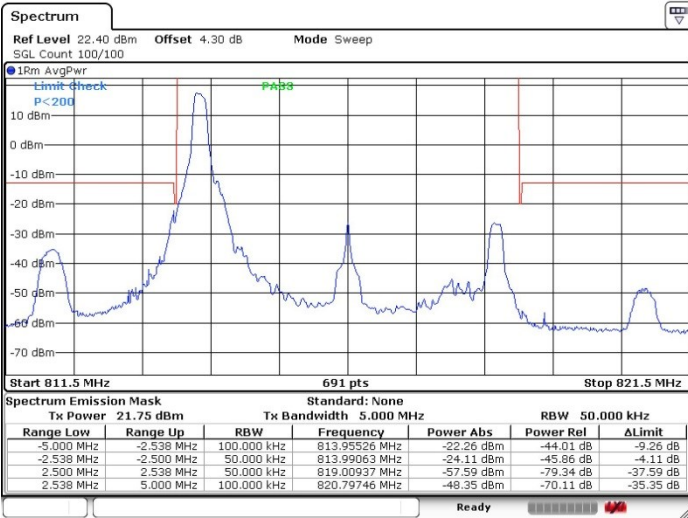
Date: 3. JAN.2018 18:07:43



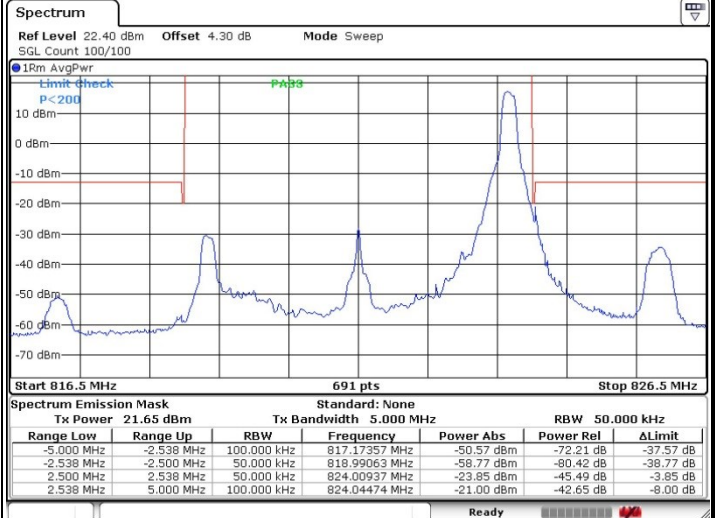
LTE Band 26 / 5MHz / 64QAM

Lowest Band Edge / 1 RB

Highest Band Edge / 1 RB



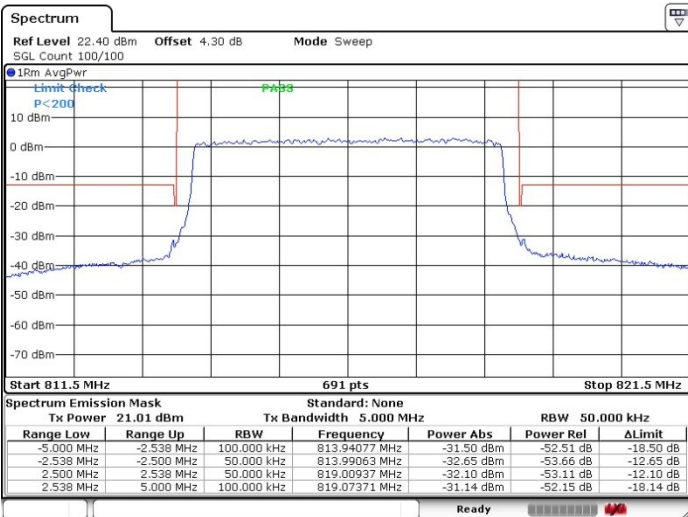
Date: 3. JAN.2018 18:11:01



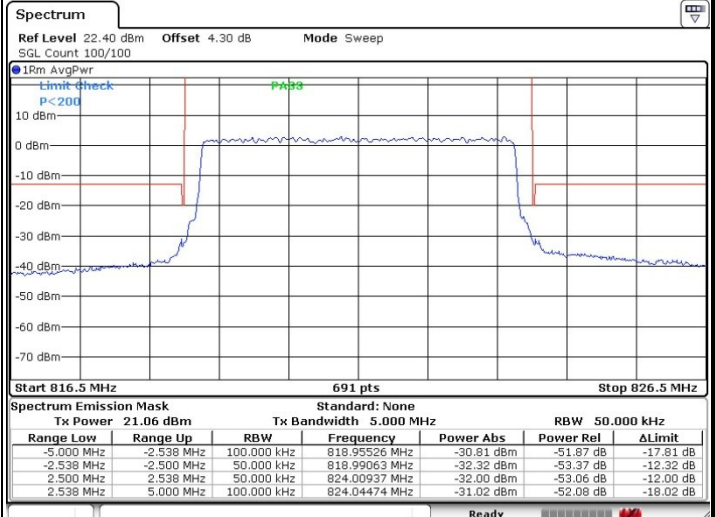
Date: 3. JAN.2018 18:14:15

Lowest Band Edge / Full RB

Highest Band Edge / Full RB



Date: 3. JAN.2018 18:11:17



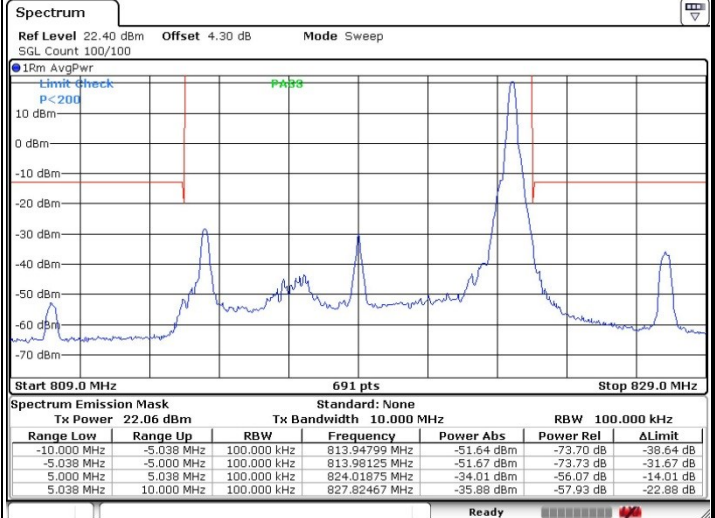
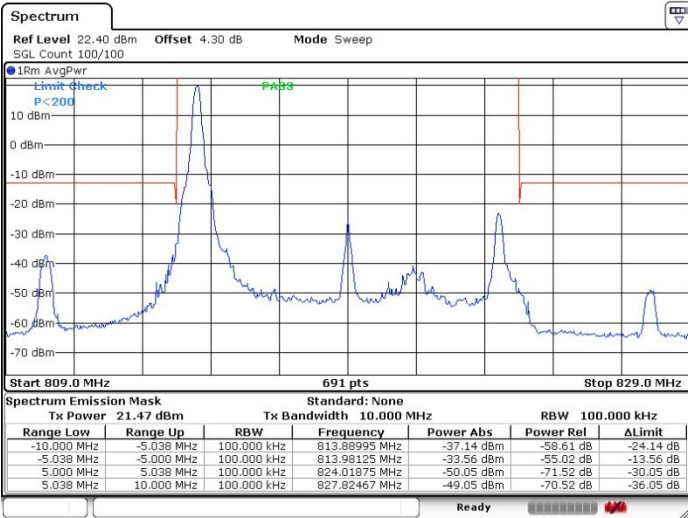
Date: 3. JAN.2018 18:13:50



LTE Band 26 / 10MHz / 64QAM

Middle Band Edge / 1 RB0

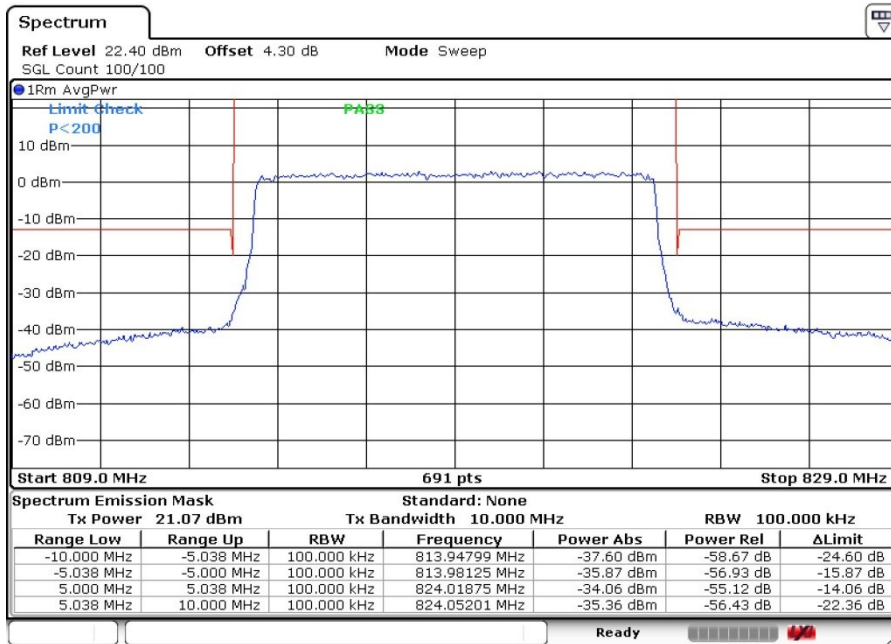
Middle Band Edge / 1 RBmax



Date: 3.JAN.2018 18:17:09

Date: 3.JAN.2018 18:17:25

Middle Band Edge / Full RB



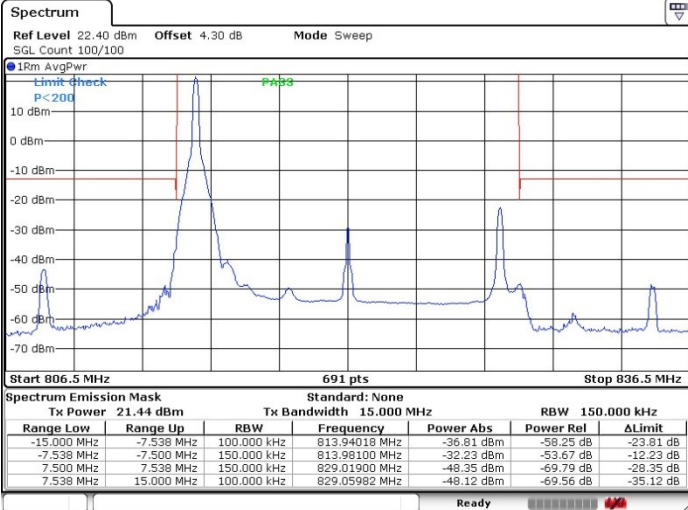
Date: 3.JAN.2018 18:18:47



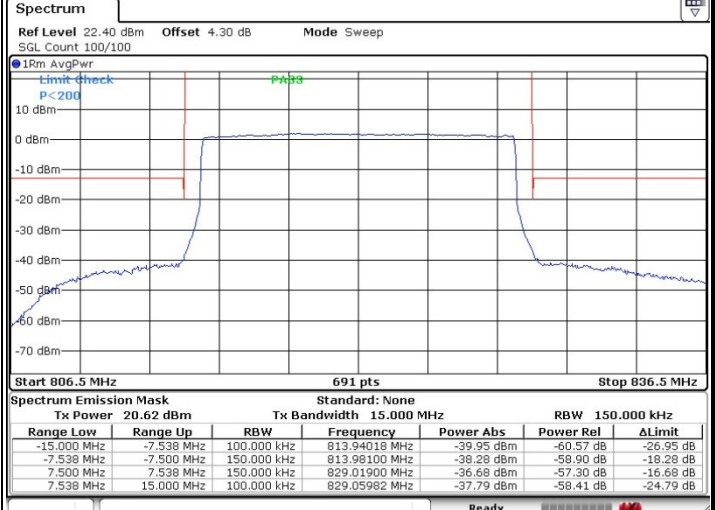
LTE Band 26 / 15MHz / 64QAM

Lowest Band Edge / 1 RB0

Lowest Band Edge / Full RB



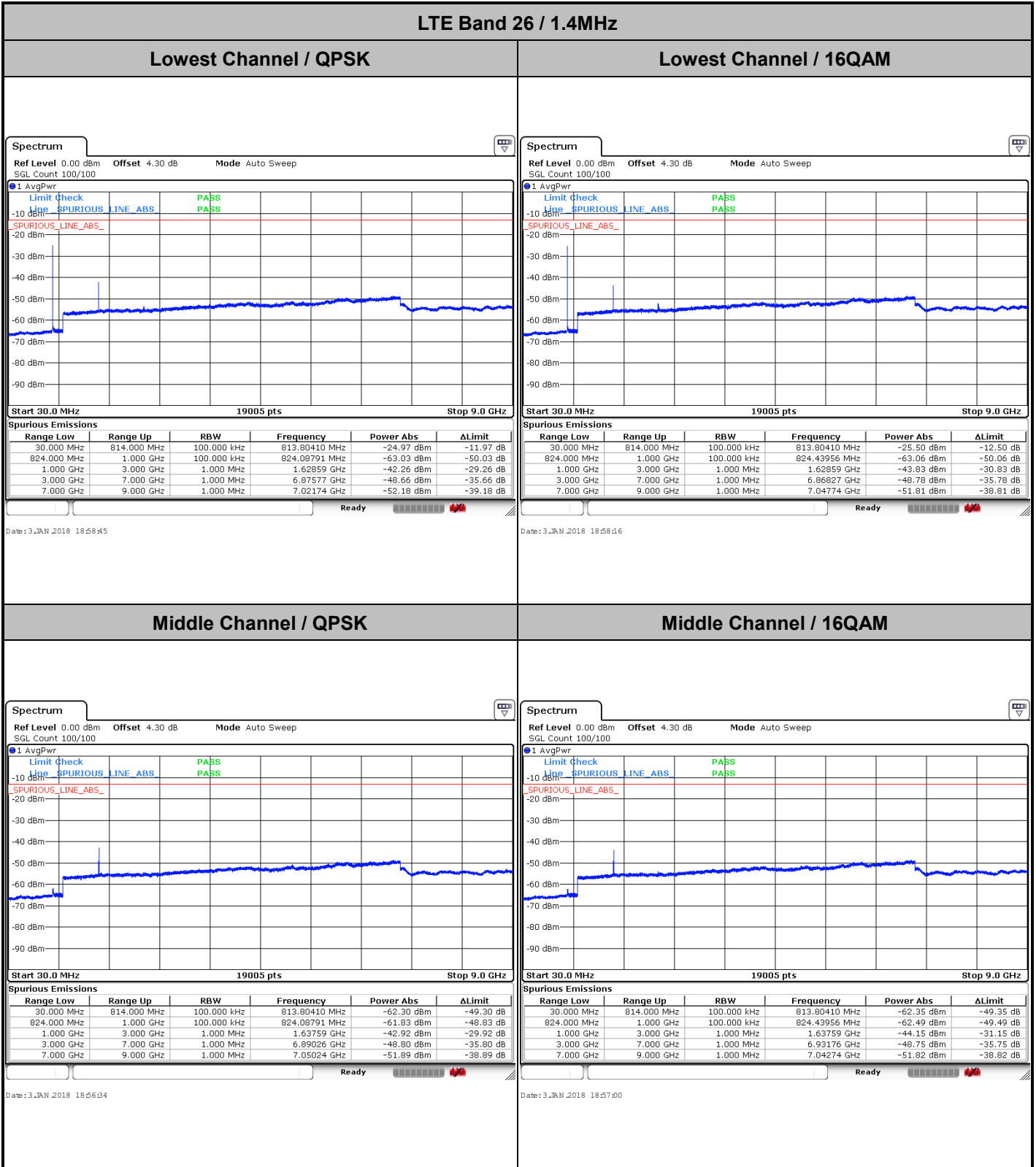
Date: 15 JAN 2018 00:01:34



Date: 15 JAN 2018 00:02:05



Conducted Spurious Emission

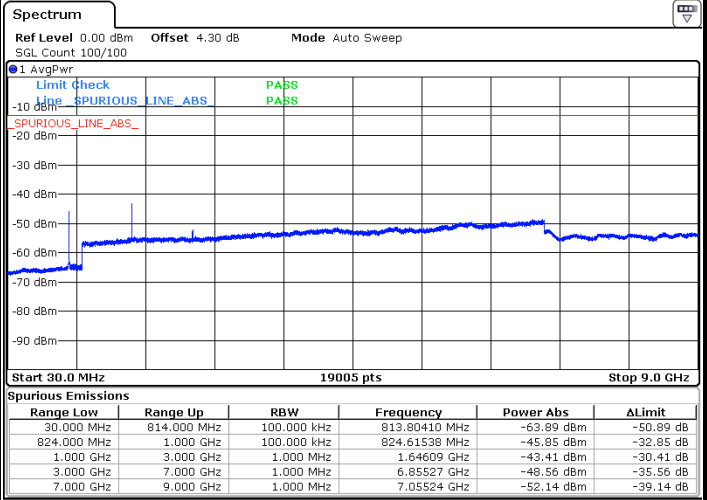
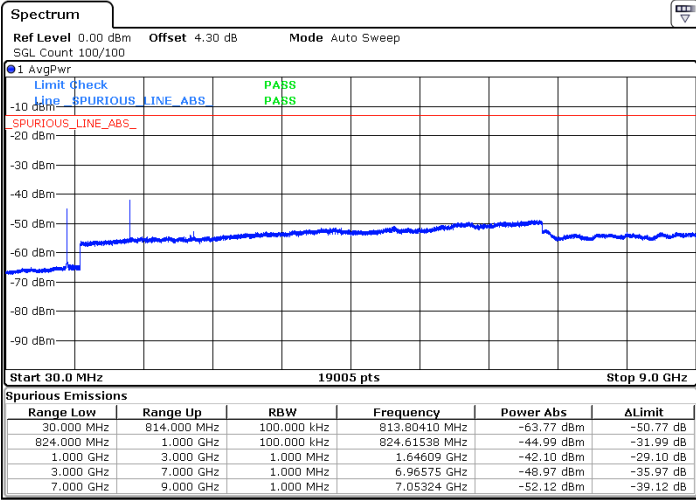




LTE Band 26 / 1.4MHz

Highest Channel / QPSK

Highest Channel / 16QAM



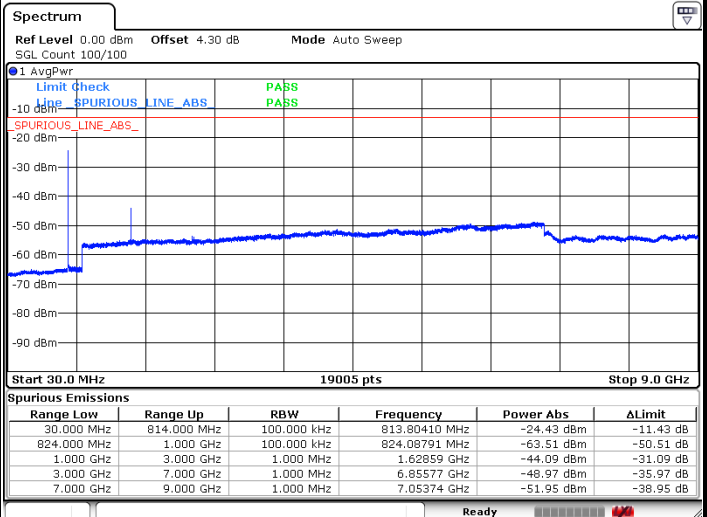
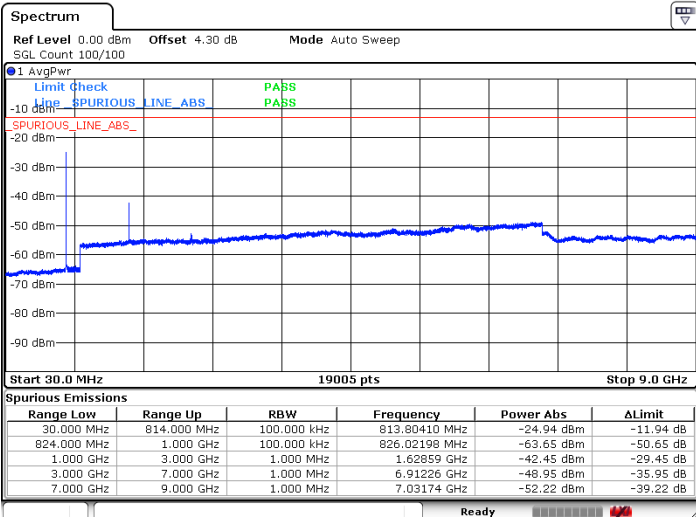
Date: 3 JAN 2018 18:59:17

Date: 3 JAN 2018 18:59:55

LTE Band 26 / 3MHz

Lowest Channel / QPSK

Lowest Channel / 16QAM



Date: 3 JAN 2018 19:02:47

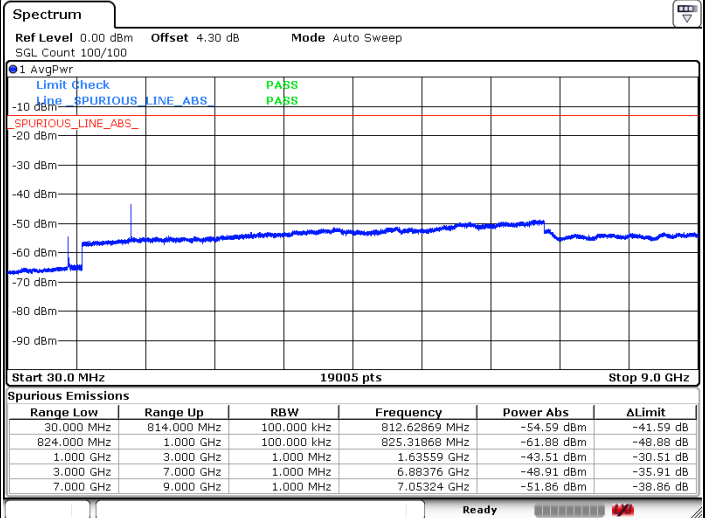
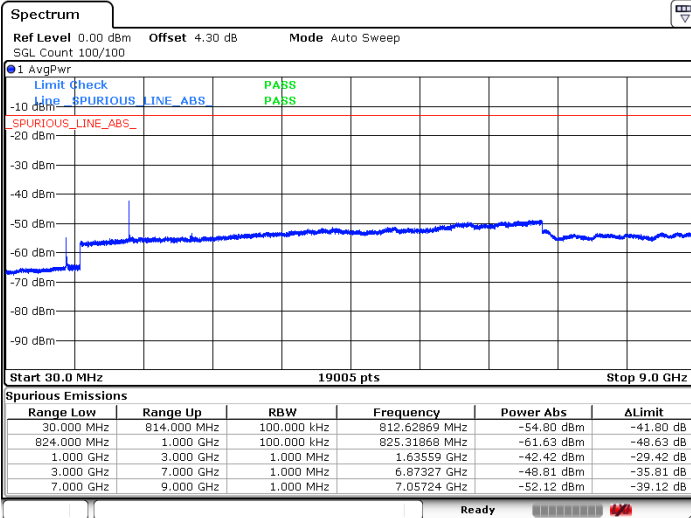
Date: 3 JAN 2018 19:02:24



LTE Band 26 / 3MHz

Middle Channel / QPSK

Middle Channel / 16QAM

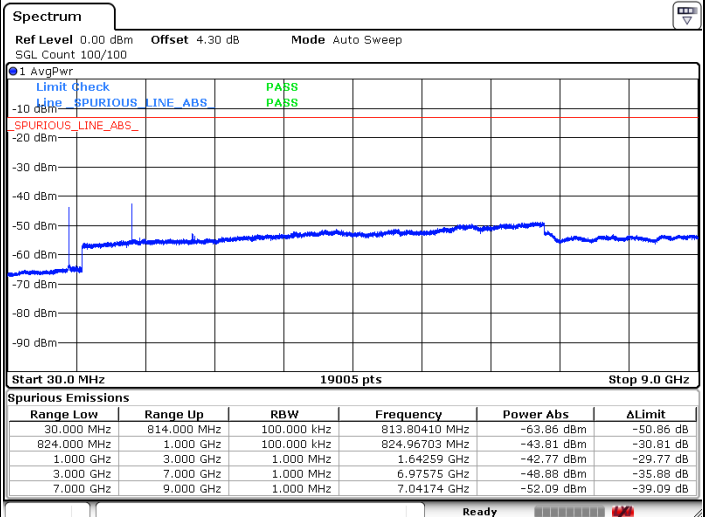
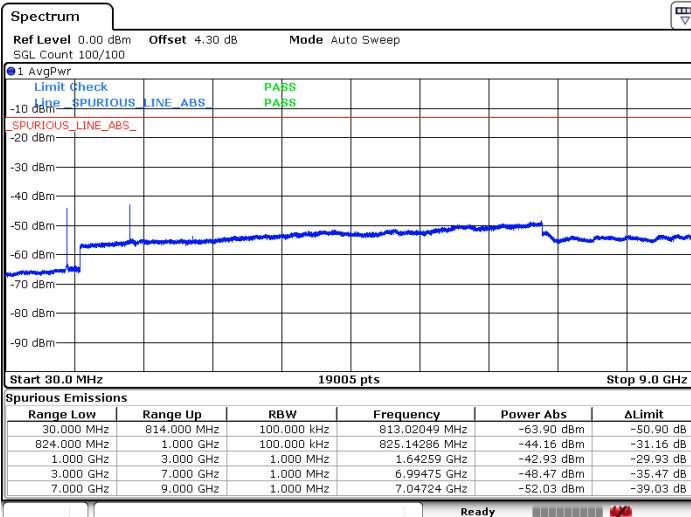


Date: 3 JAN 2018 19:03:22

Date: 3 JAN 2018 19:03:48

Highest Channel / QPSK

Highest Channel / 16QAM



Date: 3 JAN 2018 19:05:34

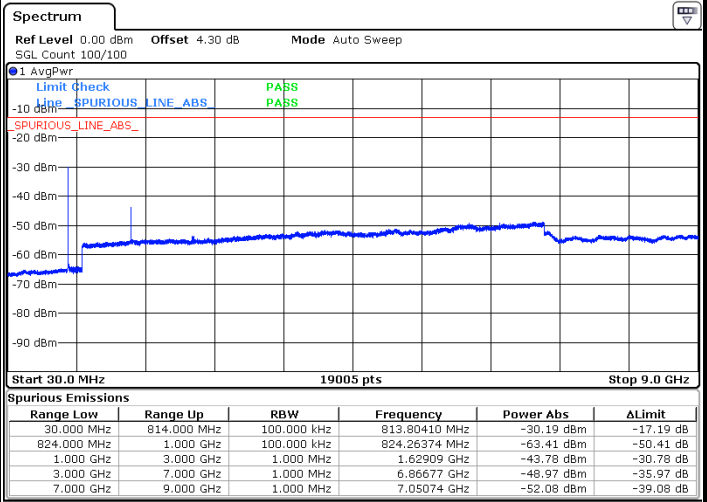
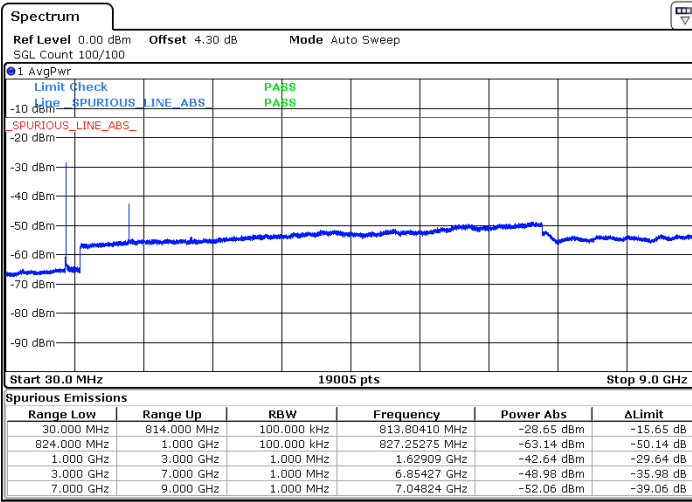
Date: 3 JAN 2018 19:05:11



LTE Band 26 / 5MHz

Lowest Channel / QPSK

Lowest Channel / 16QAM

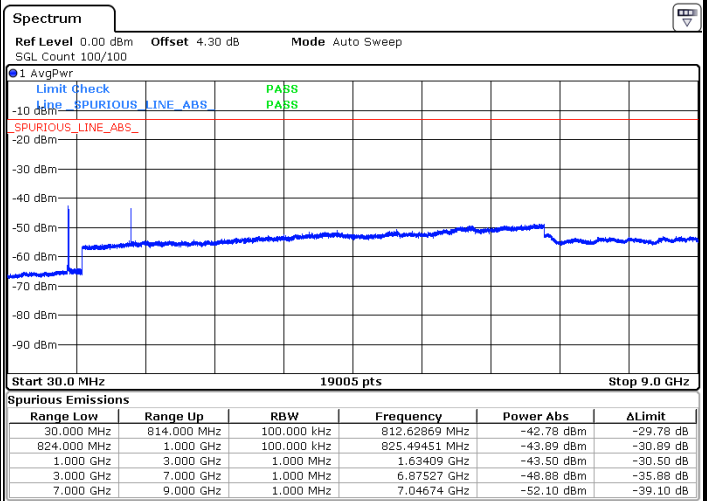
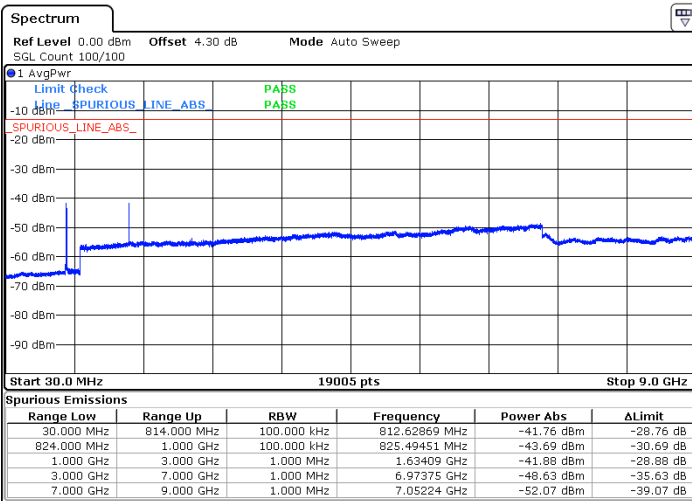


Date: 3 JAN 2018 19:06:43

Date: 3 JAN 2018 19:07:35

Middle Channel / QPSK

Middle Channel / 16QAM



Date: 3 JAN 2018 19:09:49

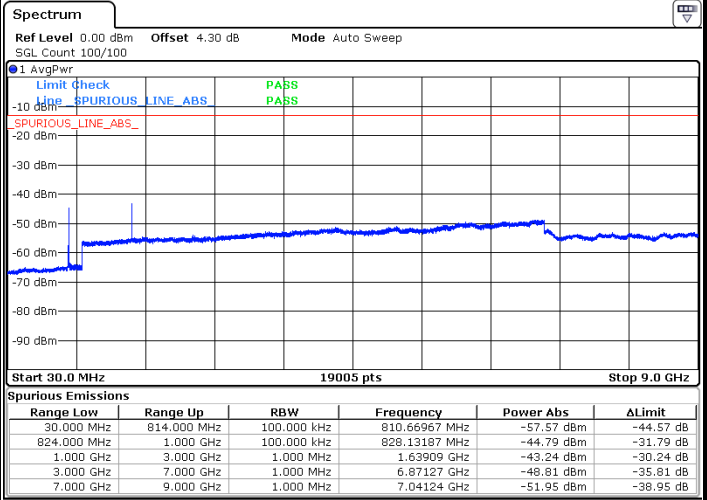
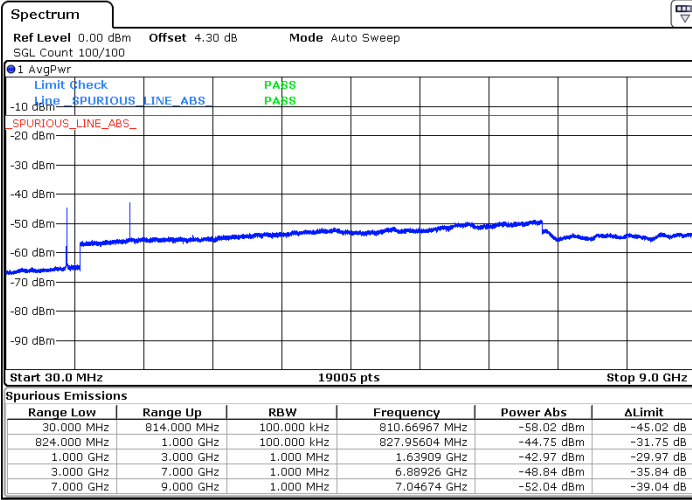
Date: 3 JAN 2018 19:09:14



LTE Band 26 / 5MHz

Highest Channel / QPSK

Highest Channel / 16QAM



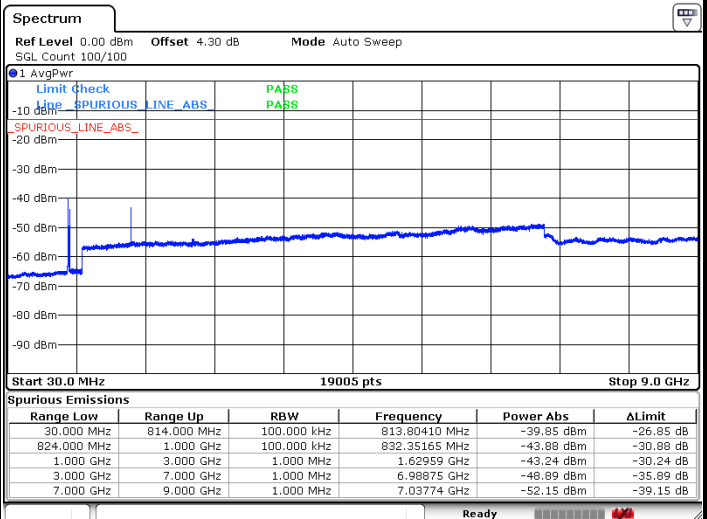
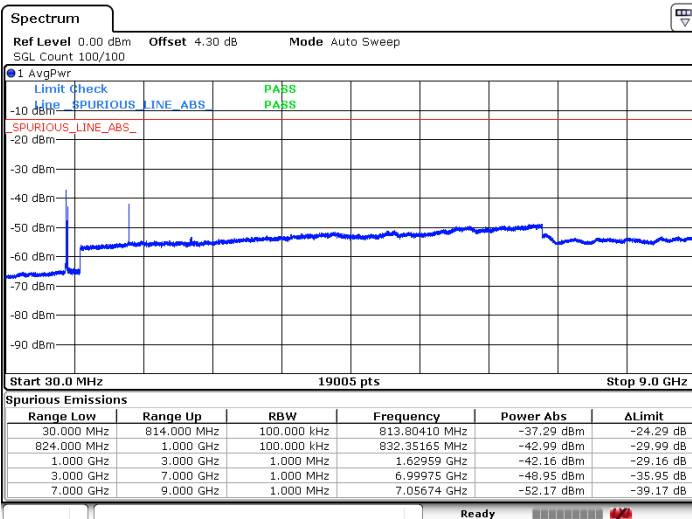
Date: 3 JAN 2018 19:10:23

Date: 3 JAN 2018 19:10:50

LTE Band 26 / 10MHz

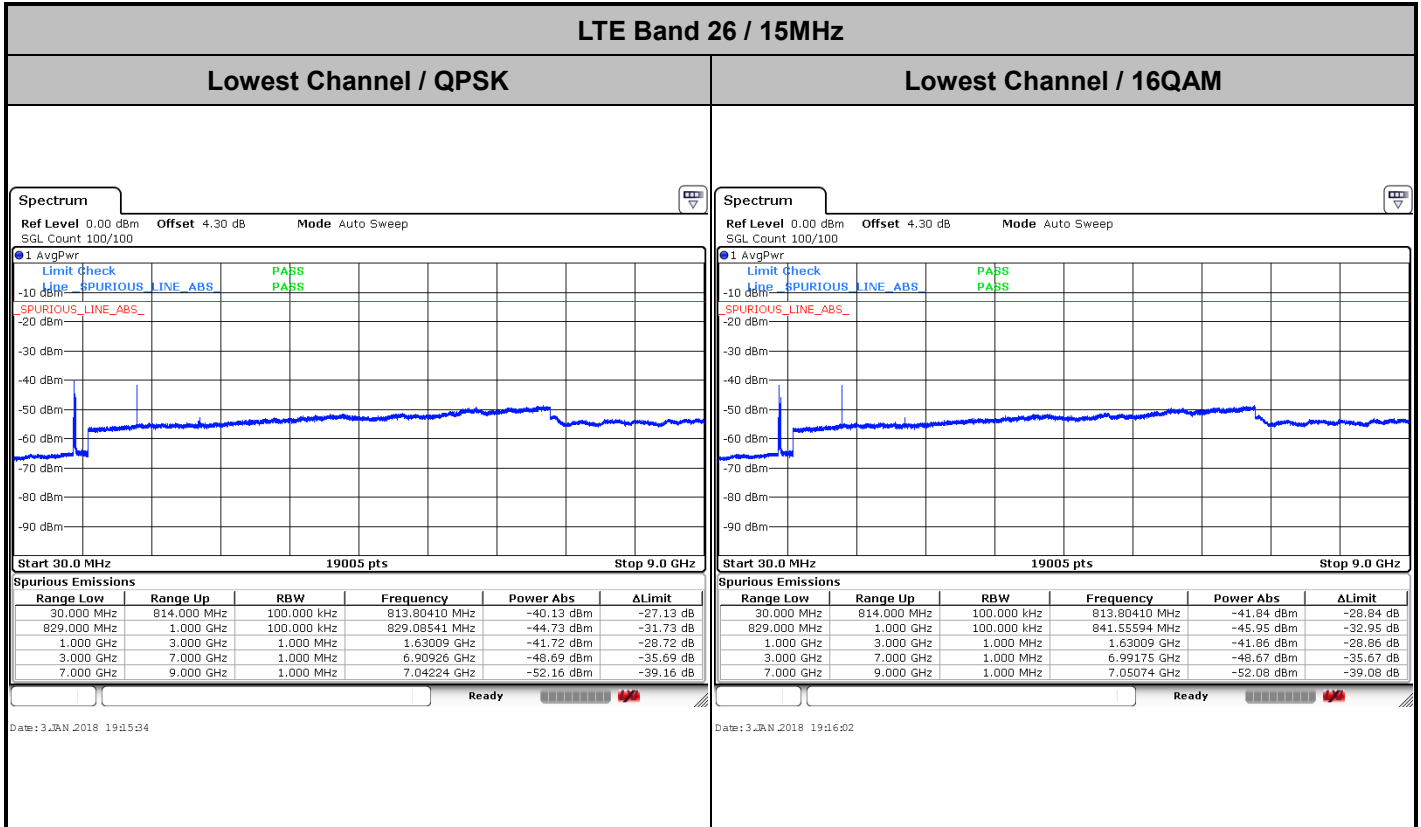
Middle Channel / QPSK

Middle Channel / 16QAM



Date: 3 JAN 2018 19:14:07

Date: 3 JAN 2018 19:13:01

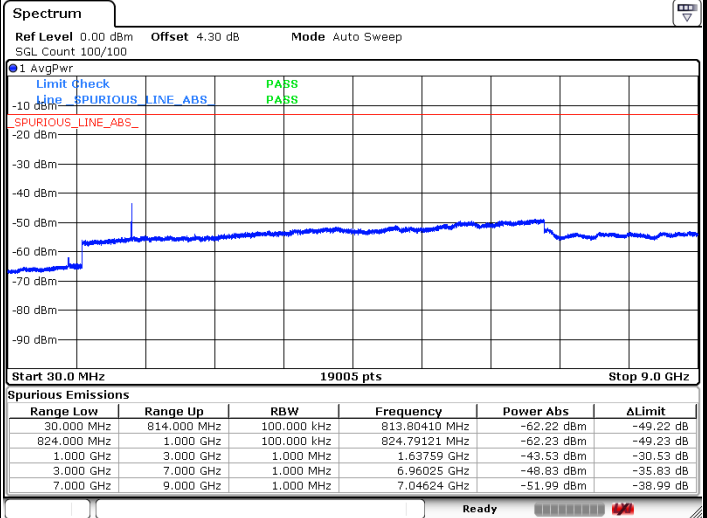
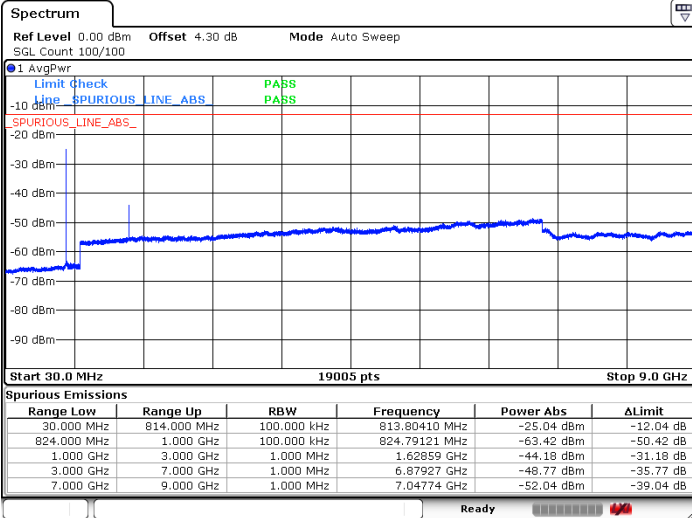




LTE Band 26 / 1.4MHz

Lowest Channel / 64QAM

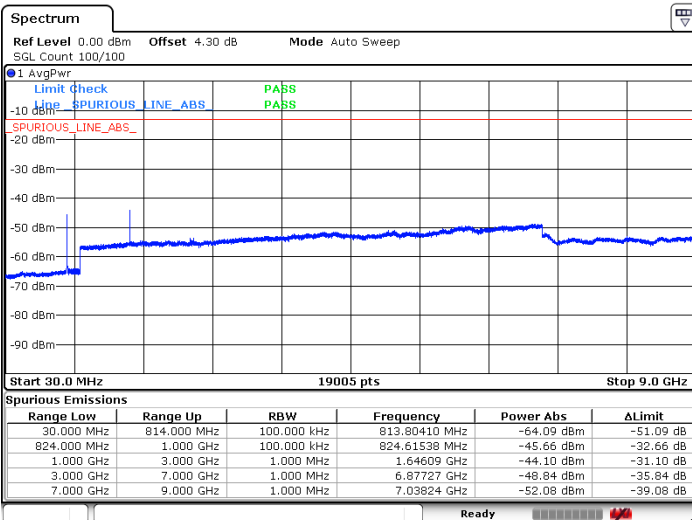
Middle Channel / 64QAM



Date: 3 JAN 2018 18:57:56

Date: 3 JAN 2018 18:57:27

Highest Channel / 64QAM



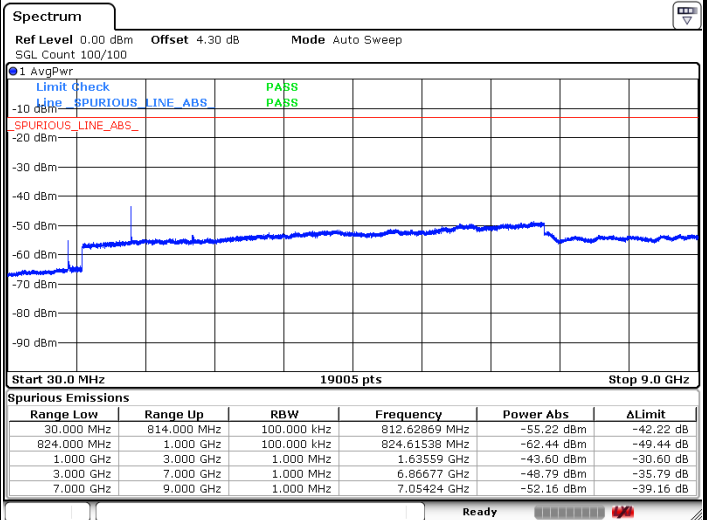
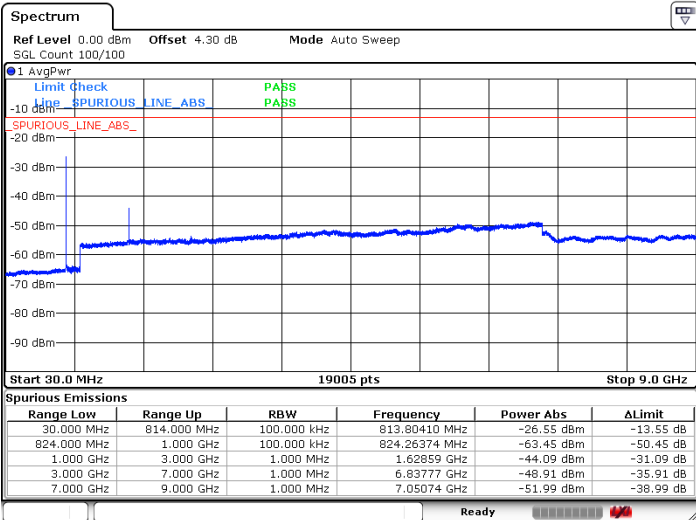
Date: 3 JAN 2018 19:00:28



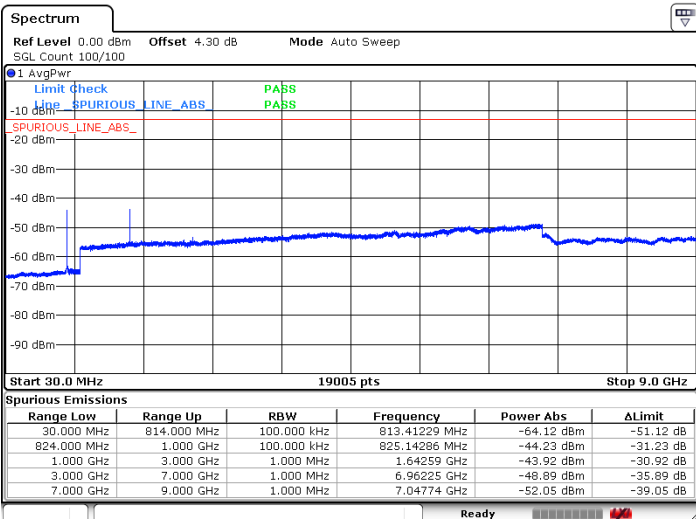
LTE Band 26 / 3MHz

Lowest Channel / 64QAM

Middle Channel / 64QAM



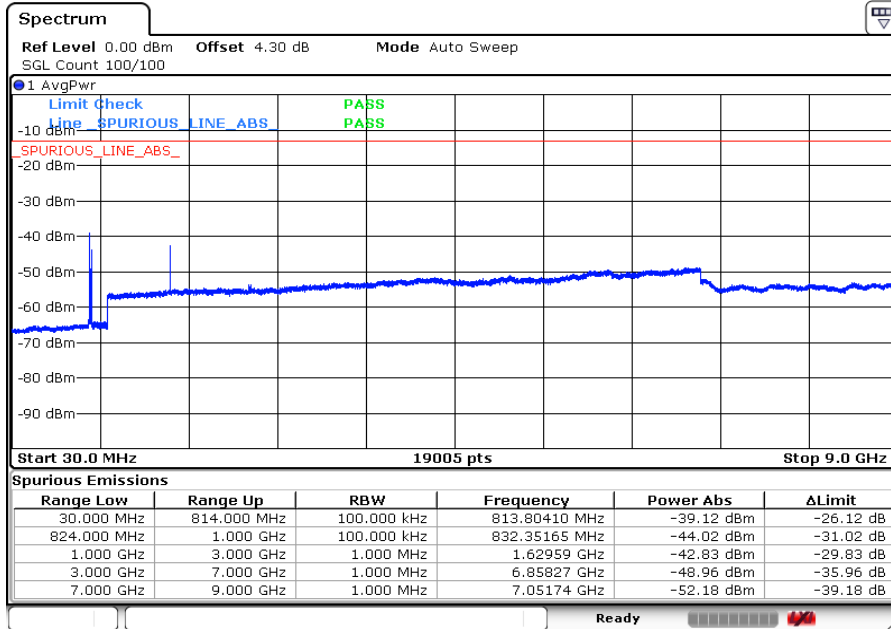
Highest Channel / 64QAM





LTE Band 26 / 10MHz

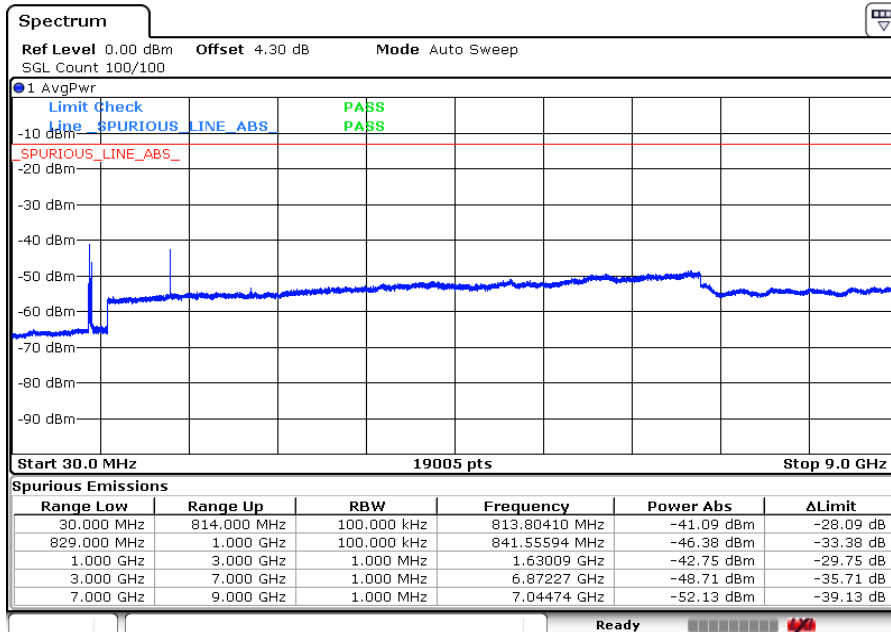
Middle Channel / 64QAM



Date: 3 JAN 2018 19:12:30

LTE Band 26 / 15MHz

Lowest Channel / 64QAM



Date: 3 JAN 2018 19:16:25



Frequency Stability

Test Conditions		LTE Band 26 (QPSK) / Middle Channel	Limit
Temperature (°C)	Voltage (Volt)	BW 10MHz	2.5ppm
		Deviation (ppm)	Result
50	Normal Voltage	0.0054	PASS
40	Normal Voltage	0.0089	
30	Normal Voltage	0.0066	
20(Ref.)	Normal Voltage	0.0000	
10	Normal Voltage	0.0081	
0	Normal Voltage	0.0004	
-10	Normal Voltage	0.0021	
-20	Normal Voltage	0.0089	
-30	Normal Voltage	0.0070	
20	Maximum Voltage	0.0017	
20	Normal Voltage	0.0001	
20	Battery End Point	0.0073	

Note:

1. Normal Voltage =3.8 V. ; Battery End Point (BEP) =3.4 V. ; Maximum Voltage =4.35 V.
2. Note: The frequency fundamental emissions stay within the authorized frequency block.



Appendix B. Test Results of Radiated Test

LTE Band 26 / 1.4MHz / QPSK / RB Size 1 Offset 0									
Channel	Frequency (MHz)	ERP (dBm)	Limit (dBm)	Over Limit (dB)	SPA Reading (dBm)	S.G. Power (dBm)	TX Cable loss (dB)	TX Antenna Gain (dBi)	Polarization (H/V)
Middle	1638	-27.35	-13	-14.35	-34.47	-29.26	1.14	5.20	H
	2456	-46.16	-13	-33.16	-56.62	-48.79	1.12	5.90	H
	3273	-49.63	-13	-36.63	-59.60	-52.84	1.34	6.70	H
	4092	-50.35	-13	-37.35	-64.11	-53.81	1.59	7.20	H
	1638	-34.28	-13	-21.28	-41.31	-36.19	1.14	5.20	V
	2456	-47.52	-13	-34.52	-57.98	-50.15	1.12	5.90	V
	3273	-55.14	-13	-42.14	-61.87	-58.35	1.34	6.70	V
	4092	-57.58	-13	-44.58	-68.06	-61.04	1.59	7.20	V

Remark: Spurious emissions within 30-1000MHz were found more than 20dB below limit line.

LTE Band 26 / 3MHz / QPSK / RB Size 1 Offset 0									
Channel	Frequency (MHz)	ERP (dBm)	Limit (dBm)	Over Limit (dB)	SPA Reading (dBm)	S.G. Power (dBm)	TX Cable loss (dB)	TX Antenna Gain (dBi)	Polarization (H/V)
Middle	1636	-25.53	-13	-12.53	-32.63	-27.44	1.14	5.20	H
	2454	-43.73	-13	-30.73	-54.57	-46.36	1.12	5.90	H
	3270	-49.33	-13	-36.33	-59.30	-52.54	1.34	6.70	H
	4089	-47.66	-13	-34.66	-61.42	-51.12	1.59	7.20	H
	1636	-32.13	-13	-19.13	-39.22	-34.04	1.14	5.20	V
	2454	-44.97	-13	-31.97	-56.59	-47.60	1.12	5.90	V
	3270	-55.14	-13	-42.14	-59.19	-58.35	1.34	6.70	V
	4089	-54.84	-13	-41.84	-65.32	-58.30	1.59	7.20	V

Remark: Spurious emissions within 30-1000MHz were found more than 20dB below limit line.

LTE Band 26 / 5MHz / QPSK / RB Size 1 Offset 0									
Channel	Frequency (MHz)	ERP (dBm)	Limit (dBm)	Over Limit (dB)	SPA Reading (dBm)	S.G. Power (dBm)	TX Cable loss (dB)	TX Antenna Gain (dBi)	Polarization (H/V)
Middle	1634	-23.75	-13	-10.75	-30.86	-25.66	1.14	5.20	H
	2450	-42.84	-13	-29.84	-53.85	-45.47	1.12	5.90	H
	3267	-46.30	-13	-33.30	-57.10	-49.51	1.34	6.70	H
	4083	-46.73	-13	-33.73	-60.49	-50.19	1.59	7.20	H
	1634	-30.79	-13	-17.79	-37.85	-32.70	1.14	5.20	V
	2450	-44.24	-13	-31.24	-55.51	-46.87	1.12	5.90	V
	3267	-55.14	-13	-42.14	-59.25	-58.35	1.34	6.70	V
	4083	-52.31	-13	-39.31	-62.79	-55.77	1.59	7.20	V

Remark: Spurious emissions within 30-1000MHz were found more than 20dB below limit line.



LTE Band 26 / 10MHz / QPSK / RB Size 1 Offset 0									
Channel	Frequency (MHz)	ERP (dBm)	Limit (dBm)	Over Limit (dB)	SPA Reading (dBm)	S.G. Power (dBm)	TX Cable loss (dB)	TX Antenna Gain (dBi)	Polarization (H/V)
Middle	1630	-19.79	-13	-6.79	-26.92	-21.70	1.14	5.20	H
	2444	-39.18	-13	-26.18	-50.91	-41.81	1.12	5.90	H
	3258	-41.24	-13	-28.24	-53.10	-44.45	1.34	6.70	H
	4074	-42.67	-13	-29.67	-56.99	-46.13	1.59	7.20	H
	1630	-27.77	-13	-14.77	-34.91	-29.68	1.14	5.20	V
	2444	-42.09	-13	-29.09	-53.30	-44.72	1.12	5.90	V
	3258	-44.25	-13	-31.25	-54.65	-47.46	1.34	6.70	V
	4074	-51.03	-13	-38.03	-61.51	-54.49	1.59	7.20	V

Remark: Spurious emissions within 30-1000MHz were found more than 20dB below limit line.