



FCC TEST REPORT

FCC ID : IHDT56XC3
Equipment : Mobile Cellular Phone
Brand Name : Motorola
Model Name : XT1921-8
Applicant : Motorola Mobility LLC
222 W,Merchandise Mart Plaza, Chicago IL
60654 USA
Manufacturer : Motorola Mobility LLC
222 W,Merchandise Mart Plaza, Chicago IL
60654 USA
Standard : FCC 47 CFR FCC Part 15 Subpart B

The product was received on Sep. 26, 2018 and testing was started from Nov. 13, 2018 and completed on Nov. 17, 2018. We, SPORTON INTERNATIONAL INC., would like to declare that the tested sample has been evaluated in accordance with the test procedures given in ANSI C63.4-2014 and has been in compliance with the applicable technical standards.

The report must not be used by the client to claim product certification, approval, or endorsement by TAF or any agency of government.

The test results in this report apply exclusively to the tested model / sample. Without written approval of SPORTON INTERNATIONAL INC. EMC & Wireless Communications Laboratory, the test report shall not be reproduced except in full.

Approved by: Jones Tsai

SPORTON INTERNATIONAL INC. EMC & Wireless Communications Laboratory

No. 52, Huaya 1st Rd., Guishan Dist., Taoyuan City, Taiwan (R.O.C.)



Table of Contents

History of this test report..... 3

Summary of Test Result..... 4

1. General Description 5

 1.1. Product Feature of Equipment Under Test 5

 1.2. Product Specification of Equipment Under Test 6

 1.3. Modification of EUT 7

 1.4. Test Location 8

 1.5. Applicable Standards 8

2. Test Configuration of Equipment Under Test 9

 2.1. Test Mode 9

 2.2. Connection Diagram of Test System 10

 2.3. Support Unit used in test configuration and system..... 11

 2.4. EUT Operation Test Setup 12

3. Test Result 13

 3.1. Test of AC Conducted Emission Measurement 13

 3.2. Test of Radiated Emission Measurement 15

4. List of Measuring Equipment..... 17

5. Uncertainty of Evaluation 18

Appendix A. AC Conducted Emission Test Result

Appendix B. Radiated Emission Test Result



History of this test report

Report No.	Version	Description	Issued Date
FC892624	01	Initial issue of report	Nov. 22, 2018



Summary of Test Result

Report Clause	Ref Std. Clause	Test Items	Result (PASS/FAIL)	Remark
3.1	15.107	AC Conducted Emission	Pass	Under limit 3.00 dB at 0.895 MHz
3.2	15.109	Radiated Emission	Pass	Under limit 4.42 dB at 39.990 MHz

Reviewed by: Louis Wu

Report Producer: Wii Chang



1. General Description

1.1. Product Feature of Equipment Under Test

Product Feature	
Equipment	Mobile Cellular Phone
Brand Name	Motorola
Model Name	XT1921-8
FCC ID	IHDT56XC3
IMEI Code	IMEI: 359543090013646
EUT supports Radios application	CDMA/EV-DO/GSM/EGPRS/WCDMA/HSPA/LTE/GNSS/ FM WLAN 11b/g/n HT20 WLAN 11a/n HT20/HT40 Bluetooth BR/EDR/LE
HW Version	PVT
EUT Stage	Identical Prototype

Remark: The above EUT's information was declared by manufacturer.

Accessory List	
AC Adapter 1	Brand Name : Motorola
	Model Name : SC-61
	Manufacturer : Acbel
AC Adapter 2	Brand Name : Motorola
	Model Name : SC-61
	Manufacturer : Chenyang
Battery	Brand Name : Motorola
	Model Name : GK40
	Manufacturer : Amperex
USB Cable	Brand Name : Saibao
	Model Name : SWT-A083A



1.2. Product Specification of Equipment Under Test

Standards-related Product Specification	
Tx Frequency	GSM850: 824.2 MHz ~ 848.8 MHz GSM1900: 1850.2 MHz ~ 1909.8 MHz WCDMA Band V: 826.4 MHz ~ 846.6 MHz WCDMA Band II: 1852.4 MHz ~ 1907.6 MHz LTE Band 2: 1850.7 MHz ~ 1909.3 MHz LTE Band 4: 1710.7 MHz ~ 1754.3 MHz LTE Band 5: 824.7 MHz ~ 848.3 MHz LTE Band 13: 779.5 MHz ~ 784.5 MHz CDMA2000 BC0: 824.70 MHz ~ 848.31 MHz CDMA2000 BC1: 1851.25 MHz ~ 1908.75 MHz CDMA2000 BC10: 817.9 MHz ~ 823.1 MHz 802.11b/g/n: 2412 MHz ~ 2462 MHz 802.11a/n: 5180 MHz ~ 5240 MHz; 5260 MHz ~ 5320 MHz; 5500 MHz ~ 5700 MHz ; 5745 MHz ~ 5825 MHz Bluetooth: 2402 MHz ~ 2480 MHz
Rx Frequency	GSM850: 869.2 MHz ~ 893.8 MHz GSM1900: 1930.2 MHz ~ 1989.8 MHz WCDMA Band V: 871.4 MHz ~ 891.6 MHz WCDMA Band II: 1932.4 MHz ~ 1987.6 MHz LTE Band 2: 1930.7 MHz ~ 1989.3 MHz LTE Band 4: 2110.7 MHz ~ 2154.3 MHz LTE Band 5: 869.7 MHz ~ 893.3 MHz LTE Band 13: 748.5 MHz ~ 753.5 MHz CDMA2000 BC0: 869.70 MHz ~ 893.31 MHz CDMA2000 BC1: 1931.25 MHz ~ 1988.75 MHz CDMA2000 BC10: 862.9 MHz ~ 868.1 MHz 802.11b/g/n: 2412 MHz ~ 2462 MHz 802.11a/n: 5180 MHz ~ 5240 MHz; 5260 MHz ~ 5320 MHz; 5500 MHz ~ 5700 MHz ; 5745 MHz ~ 5825 MHz Bluetooth: 2402 MHz ~ 2480 MHz GNSS : 1559 MHz ~ 1610 MHz (GPS/Glonass) FM : 88 MHz ~ 108 MHz

Standards-related Product Specification	
Antenna Type	WWAN : Main: PIFA Antenna and Coupling type (LDS) Antenna Aux.: PIFA Antenna and Coupling type (LDS) Antenna WLAN : PIFA Antenna Bluetooth : PIFA Antenna GPS/Glonass: PIFA Antenna FM : Using earphone as antenna
Type of Modulation	GSM: GMSK GPRS: GMSK EDGE(MCS 0-4): GMSK / (MCS 5-9): 8PSK WCDMA: QPSK (Uplink) HSDPA: 64QAM (Downlink) HSUPA: QPSK (Uplink) LTE: QPSK / 16QAM CDMA2000 : QPSK CDMA2000 1xEV-DO : 8PSK 802.11b : DSSS (DBPSK / DQPSK / CCK) 802.11a/g/n : OFDM (BPSK / QPSK / 16QAM / 64QAM) Bluetooth LE : GFSK Bluetooth (1Mbps) : GFSK Bluetooth (2Mbps) : $\pi/4$ -DQPSK Bluetooth (3Mbps) : 8-DPSK GNSS : BPSK FM

1.3. Modification of EUT

No modifications are made to the EUT during all test items.



1.4. Test Location

Sporton Lab is accredited to ISO 17025 by Taiwan Accreditation Foundation (TAF code : 1190) and the FCC designation No. TW1093 under the FCC 2.948(e) by Mutual Recognition Agreement (MRA) in FCC Test.

Test Site	SPORTON INTERNATIONAL INC.	
Test Site Location	No.52, Huaya 1st Rd., Guishan Dist., Taoyuan City, Taiwan (R.O.C.) TEL: +886-3-327-3456 FAX: +886-3-328-4978	
Test Site No.	Sporton Site No.	
	CO05-HY	03CH06-HY

1.5. Applicable Standards

According to the specifications of the manufacturer, the EUT must comply with the requirements of the following standards:

- FCC 47 CFR FCC Part 15 Subpart B
- ANSI C63.4-2014

Remark: All test items were verified and recorded according to the standards and without any deviation during the test.



2. Test Configuration of Equipment Under Test

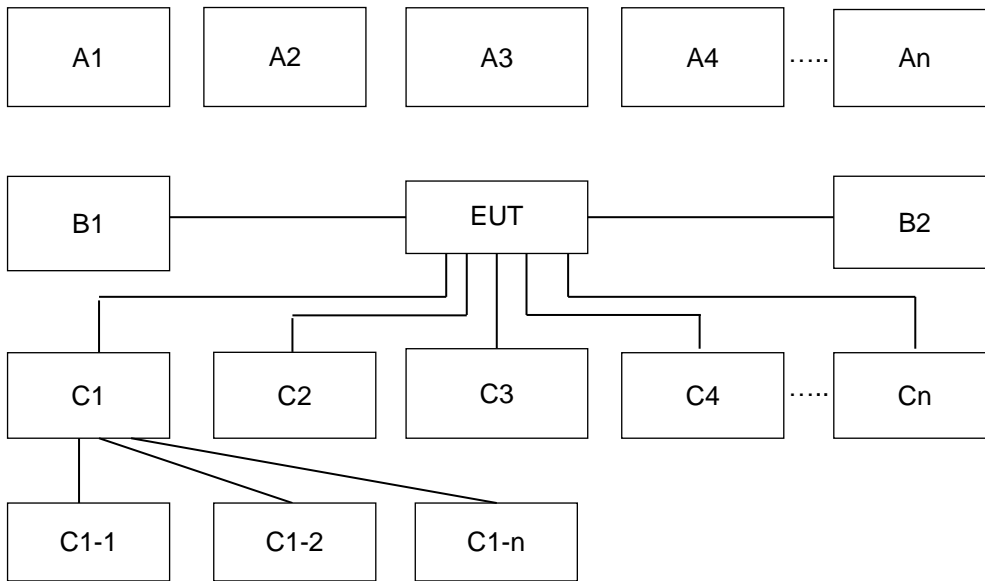
2.1. Test Mode

The EUT has been associated with peripherals pursuant to ANSI C63.4-2014 and configuration operated in a manner tended to maximize its emission characteristics in a typical application.

Frequency range investigated: conduction emission (150 kHz to 30 MHz), radiation emission (30MHz to the 5th harmonic of the highest fundamental frequency or to 40 GHz, whichever is lower).

Test Items	Function Type
AC Conducted Emission	Mode 1 :GSM850 Idle + Bluetooth Idle + WLAN Idle + Camera (Front) + USB Cable (Charging from Adapter 1) + Battery
	Mode 2 :WCDMA Band V Idle + Bluetooth Idle + WLAN Idle + Camera (Back) + USB Cable (Charging from Adapter 2) + Battery
	Mode 3 :GSM1900 Idle + Bluetooth Idle + WLAN Idle + MPEG4 + USB Cable (Charging from Adapter 1) + Battery
	Mode 4 :WCDMA Band II Idle + Bluetooth Idle + WLAN Idle + GPS Rx + USB Cable (Charging from Adapter 2) + Battery
	Mode 5 :FM Rx (88 MHz) + Bluetooth Idle + WLAN Idle + Earphone + Camera (Front) + USB Cable (Charging from Adapter 1) + Battery
	Mode 6 :FM Rx (98 MHz) + Bluetooth Idle + WLAN Idle + Earphone + Camera (Back) + USB Cable (Charging from Adapter 2) + Battery
	Mode 7 : FM Rx (108 MHz) + Bluetooth Idle + WLAN Idle + Earphone + MPEG4 + USB Cable (Charging from Adapter 1) + Battery
	Mode 8 :GSM850 Idle + Bluetooth Idle + WLAN Idle + USB Cable (Data Link with Notebook) + Battery
Radiated Emissions	Mode 1 :GSM850 Idle + Bluetooth Idle + WLAN Idle + Camera (Front) + USB Cable (Charging from Adapter 1) + Battery
	Mode 2 :WCDMA Band V Idle + Bluetooth Idle + WLAN Idle + Camera (Back) + USB Cable (Charging from Adapter 2) + Battery
	Mode 3 :GSM1900 Idle + Bluetooth Idle + WLAN Idle + MPEG4 + USB Cable (Charging from Adapter 1) + Battery
	Mode 4 :WCDMA Band II Idle + Bluetooth Idle + WLAN Idle + GPS Rx + USB Cable (Charging from Adapter 2) + Battery
	Mode 5 : FM Rx (88 MHz) + Bluetooth Idle + WLAN Idle + Earphone + Camera (Front) + USB Cable (Charging from Adapter 1) + Battery
	Mode 6 :FM Rx (98 MHz) + Bluetooth Idle + WLAN Idle + Earphone + Camera (Back) + USB Cable (Charging from Adapter 2) + Battery
	Mode 7 : FM Rx (108 MHz) + Bluetooth Idle + WLAN Idle + Earphone + MPEG4 + USB Cable (Charging from Adapter 1) + Battery
	Mode 8 :GSM850 Idle + Bluetooth Idle + WLAN Idle + USB Cable (Data Link with Notebook) + Battery
Remark:	
1. The worst case of AC is mode 2; only the test data of this mode was reported.	
2. The worst case of RE is mode 5; only the test data of this mode was reported.	
3. Data Linking with Notebook means data application transferred mode between EUT and Notebook.	

2.2. Connection Diagram of Test System



Test Setup									
No.	Wireless Station	Connection Type	Test Mode						
			1	2	3	4	5	6	7
A1	BT Earphone	Bluetooth	X	X	X	X	X	X	X
A2	System Simulator	GSM/UMTS/CDMA/WCDMA/LTE/FM	X	X	X	X	X	X	X
A3	AP router	WiFi	X	X	X	X	X	X	X
A4	GPS Station	GPS				X			
No.	Power Source	Connection Type	1	2	3	4	5	6	7
B1	AC : 120V/60Hz	AC Power Cable	X	X	X	X	X	X	X
B2	Power from system	AC Power Cable							
No.	Setup Peripherals	Connection Type	1	2	3	4	5	6	7
C1	Notebook	USB cable							
C1-1	AP router	RJ-45 cable to C1							
C1-2	iPod	USB Cable to C1							
C2	iPod Earphone	Earphone jack					X	X	X
C3	SD card	SD I/O interface without cable	X	X	X	X	X	X	X



Test Setup							
No.	Wireless Station	Connection Type	Test Mode				
			8				
A1	BT Earphone	Bluetooth	X				
A2	System Simulator	GSM/UMTS/CDMA/ WCDMA/LTE/FM	X				
A3	AP router	WiFi	X				
A4	GPS Station	GPS					
No.	Power Source	Connection Type	8				
B1	AC : 120V/60Hz	AC Power Cable					
B2	Power from system	AC Power Cable	X				
No.	Setup Peripherals	Connection Type	8				
C1	Notebook	USB cable	X				
C1-1	AP router	RJ-45 cable to C1	X				
C1-2	iPod	USB Cable to C1	X				
C2	iPod Earphone	Earphone jack					
C3	SD card	SD I/O interface without cable	X				

2.3. Support Unit used in test configuration and system

Item	Equipment	Trade Name	Model Name	FCC ID	Data Cable	Power Cord
1.	System Simulator	Anritsu	MT8820C	N/A	N/A	Unshielded, 1.8 m
2.	System Simulator	R&S	CMU 200	N/A	N/A	Unshielded, 1.8 m
3.	WLAN AP	ASUS	RT-AC66U	MSQ-RTAC66U	N/A	Unshielded, 1.8 m
4.	Bluetooth Earphone	Sony Ericsson	MW600	PY7DDA-2029	N/A	N/A
5.	GPS Station	R&S	GSG-54	N/A	N/A	Unshielded, 1.8 m
6.	Notebook	DELL	Latitude E6320	FCC DoC/ Contains FCC ID: QDS-BRCM1054	N/A	AC I/P: Unshielded, 1.2 m DC O/P: Shielded, 1.8 m
7.	SD Card	SanDisk	MicroSD HC	FCC DoC	N/A	N/A
8.	iPod	Apple	A1285	FCC DoC	Shielded, 1.0 m	N/A
9.	iPod Earphone	Apple	N/A	Verification	Unshielded, 1.0 m	N/A



2.4. EUT Operation Test Setup

The EUT was in GSM or WCDMA idle mode during the testing. The EUT was synchronized with the BCCH, and had been continuous receiving mode by setting paging reorganization of the system simulator.

At the same time, the EUT was attached to the Bluetooth earphone or WLAN AP, and the following programs installed in the EUT were programmed during the test:

1. Data application is transferred between Laptop and EUT via USB cable.
2. Execute "Video player" to play MPEG4 files.
3. Turn on camera to capture images.
4. Turn on FM function.
5. EUT links with Notebook and executes ping.



3. Test Result

3.1. Test of AC Conducted Emission Measurement

3.1.1 Limits of AC Conducted Emission

For equipment that is designed to be connected to the public utility (AC) power line, the radio frequency voltage that is conducted back onto the AC power line on any frequency or frequencies within the band 150 kHz to 30 MHz shall not exceed the limits in the following table.

Frequency of emission (MHz)	Conducted limit (dBuV)	
	Quasi-peak	Average
0.15-0.5	66 to 56*	56 to 46*
0.5-5	56	46
5-30	60	50

*Decreases with the logarithm of the frequency.

3.1.2 Measuring Instruments

Refer a test equipment and calibration data table in this test report.

3.1.3 Test Procedure

1. The EUT was placed 0.4 meter from the conducting wall of the shielding room was kept at least 80 centimeters from any other grounded conducting surface.
2. Connect EUT to the power mains through a line impedance stabilization network (LISN).
3. All the support units are connecting to the other LISN.
4. The LISN provides 50 ohm coupling impedance for the measuring instrument.
5. The FCC states that a 50 ohm, 50 microhenry LISN should be used.
6. Both sides of AC line were checked for maximum conducted interference.
7. The frequency range from 150 kHz to 30 MHz was searched.
8. Set the test-receiver system to Peak Detect Function and specified bandwidth (IF Bandwidth = 9kHz) with Maximum Hold Mode. Then measurement is also conducted by Average Detector and Quasi-Peak Detector Function respectively.

3.1.4 Test Setup



3.1.5 Test Result of AC Conducted Emission

Please refer to Appendix A.



3.2. Test of Radiated Emission Measurement

3.2.1. Limit of Radiated Emission

The emissions from an unintentional radiator shall not exceed the field strength levels specified in the following table:

Frequency (MHz)	Field Strength (microvolts/meter)	Measurement Distance (meters)
30 – 88	100	3
88 – 216	150	3
216 - 960	200	3
Above 960	500	3

3.2.2. Measuring Instruments

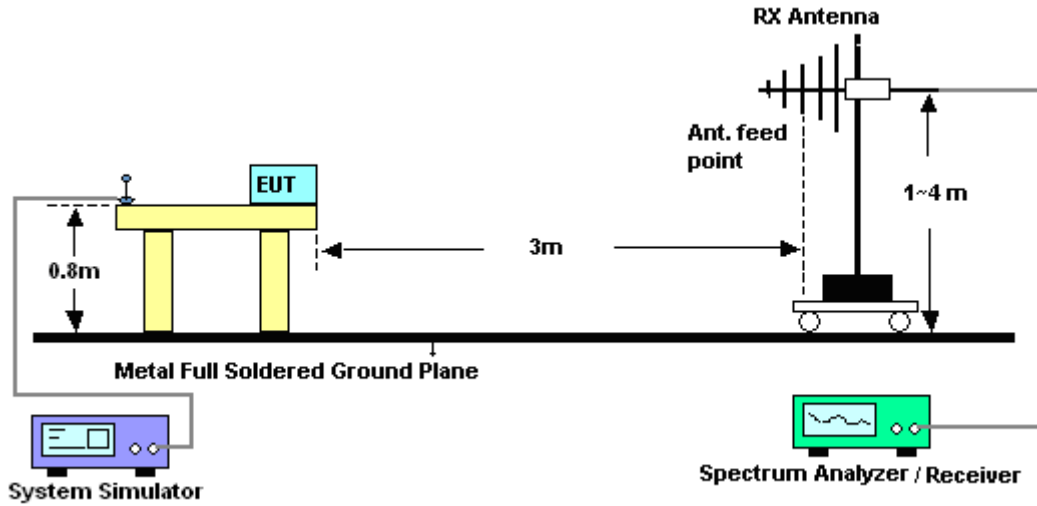
Refer a test equipment and calibration data table in this test report.

3.2.3. Test Procedures

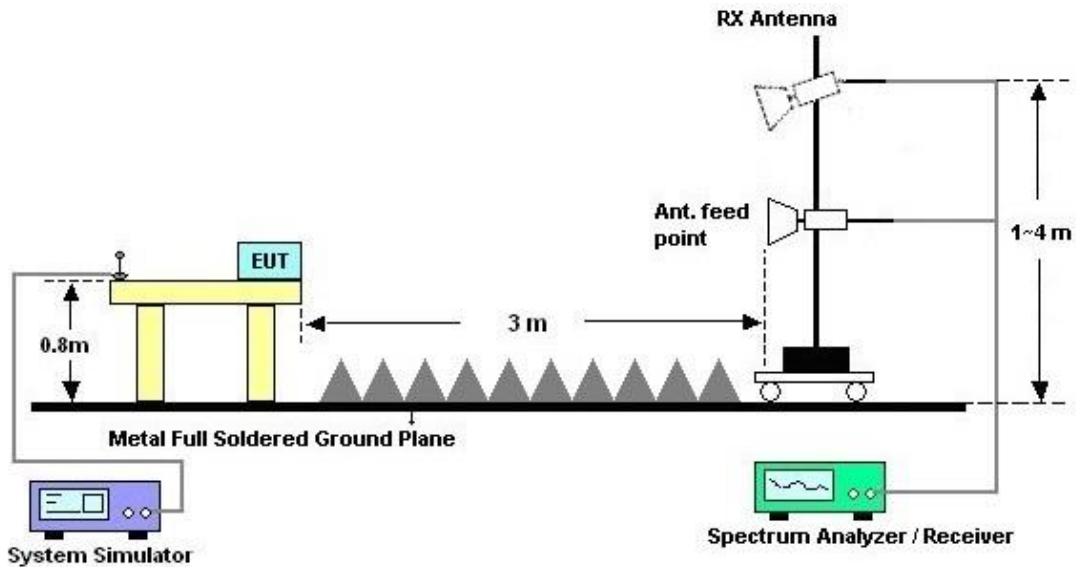
1. The EUT was placed on a turntable with 0.8 meter above ground.
2. The EUT was set 3 meters from the interference receiving antenna, which was mounted on the top of a variable height antenna tower.
3. The table was rotated 360 degrees to determine the position of the highest radiation.
4. The antenna is a Bi-Log antenna and its height is adjusted between one to four meters above ground to find the maximum value of the field strength for both horizontal polarization and vertical polarization of the antenna.
5. For each suspected emission, the EUT was arranged to its worst case and then tune the antenna tower (from 1 m to 4 m) and turntable (from 0 degree to 360 degrees) to find the maximum reading.
6. Set the test-receiver system to Peak Detect Function and specified bandwidth with Maximum Hold Mode (RBW=120kHz/VBW=300kHz for frequency below 1GHz; RBW=1MHz VBW=3MHz (Peak), RBW=1MHz/VBW=10Hz (Average) for frequency above 1GHz).
7. If the emission level of the EUT in peak mode was 3 dB lower than the limit specified, peak values of EUT will be reported. Otherwise, the emission will be repeated by using the quasi-peak method and reported.
8. Emission level (dB μ V/m) = 20 log Emission level (μ V/m)
9. Corrected Reading: Antenna Factor + Cable Loss + Read Level - Preamp Factor = Level

3.2.4. Test Setup of Radiated Emission

For radiated emissions from 30MHz to 1GHz



For radiated emissions above 1GHz



3.2.5. Test Result of Radiated Emission

Please refer to Appendix B.



4. List of Measuring Equipment

Instrument	Manufacturer	Model No.	Serial No.	Characteristics	Calibration Date	Test Date	Due Date	Remark
AC Power Source	ChainTek	APC-1000W	N/A	N/A	N/A	Nov. 13, 2018~ Nov. 14, 2018	N/A	Conduction (CO05-HY)
EMI Test Receiver	Rohde & Schwarz	ESR3	102388	9KHz~3.6GHz	Dec. 08, 2017	Nov. 13, 2018~ Nov. 14, 2018	Dec. 07, 2018	Conduction (CO05-HY)
Hygrometer	Testo	608-H1	34913912	N/A	Mar. 06, 2018	Nov. 13, 2018~ Nov. 14, 2018	Mar. 05, 2019	Conduction (CO05-HY)
LISN	Rohde & Schwarz	ENV216	100080	9kHz~30MHz	Nov. 30, 2017	Nov. 13, 2018~ Nov. 14, 2018	Nov. 29, 2018	Conduction (CO05-HY)
Software	Rohde & Schwarz	EMC32 V10.30	N/A	N/A	N/A	Nov. 13, 2018~ Nov. 14, 2018	N/A	Conduction (CO05-HY)
LF Cable	HUBER + SUHNER	RG-214/U	LF01	N/A	Jan. 03, 2018	Nov. 13, 2018~ Nov. 14, 2018	Jan. 02, 2019	Conduction (CO05-HY)
Pulse Limiter	Rohde & Schwarz	ESH3-Z2	100851	N/A	Jan. 03, 2018	Nov. 13, 2018~ Nov. 14, 2018	Jan. 02, 2019	Conduction (CO05-HY)
Preamplifier	SONOMA	310N	186713	9kHz~1GHz	May. 02, 2018	Nov. 17, 2018	May. 01, 2019	Radiation (03CH06-HY)
Bilog Antenna	Schaffner	CBL6111C&N -6-06	2725&AT- N0601	30MHz~1GHz	Oct. 13, 2018	Nov. 17, 2018	Oct. 12, 2019	Radiation (03CH06-HY)
Horn Antenna	SCHWARZBE CK	BBHA 9120 D	9120D-115 6	1GHz~18GHz	Aug. 24, 2018	Nov. 17, 2018	Aug. 23, 2019	Radiation (03CH06-HY)
Hygrometer	WISEWIND	410	BU5004	N/A	Mar. 06, 2018	Nov. 17, 2018	Mar. 05, 2019	Radiation (03CH06-HY)
Preamplifier	MITEQ	AMF-7D-0010 1800-30-10P	1850117	1GHz ~ 18GHz	May 24, 2018	Nov. 17, 2018	May 23, 2019	Radiation (03CH06-HY)
EMI Test Receiver	Rohde & Schwarz	ESU26	100472	20Hz~26.5GHz	Jan. 04, 2018	Nov. 17, 2018	Jan. 03, 2019	Radiation (03CH06-HY)
Controller	INN-CO	EM1000	060782	Control Turn table & Ant Mast	N/A	Nov. 17, 2018	N/A	Radiation (03CH06-HY)
Antenna Mast	MF	MF-7802	MF780208 212	1m~4m	N/A	Nov. 17, 2018	N/A	Radiation (03CH06-HY)
Turn Table	INN-CO	DS2000	420/650/00	0-360 degree	N/A	Nov. 17, 2018	N/A	Radiation (03CH06-HY)
Software	AUDIX	e3	6.2009-8-2 4(k5)	N/A	N/A	Nov. 17, 2018	N/A	Radiation (03CH06-HY)
RF Cable	HUBER+SUH NER/UTIFLEX	SUCOFLEX 104 / UFA210A	MY24966/ 4 / LF-01	30MHz-1GHz	Nov. 24, 2017	Nov. 17, 2018	Nov. 23, 2018	Radiation (03CH06-HY)
RF Cable	Infinet/Sunhner	LL142/SF104	CA3601-3 601-HLL	1GHz-26GHz	Nov. 24, 2017	Nov. 17, 2018	Nov. 23, 2018	Radiation (03CH06-HY)
Filter	Microwave	H1G013G1	SN477215	1.0G High Pass	Dec. 07, 2017	Nov. 17, 2018	Dec. 06, 2018	Radiation (03CH06-HY)
Filter	Wainwright	WLKS1200-8 SS	SN3	1.2G Low Pass	Nov. 21, 2017	Nov. 17, 2018	Nov. 20, 2018	Radiation (03CH06-HY)



5. Uncertainty of Evaluation

Uncertainty of Conducted Emission Measurement (150 kHz ~ 30 MHz)

Measuring Uncertainty for a Level of Confidence of 95% ($U = 2Uc(y)$)	2.20
---	------

Uncertainty of Radiated Emission Measurement (30 MHz ~ 1000 MHz)

Measuring Uncertainty for a Level of Confidence of 95% ($U = 2Uc(y)$)	3.90
---	------

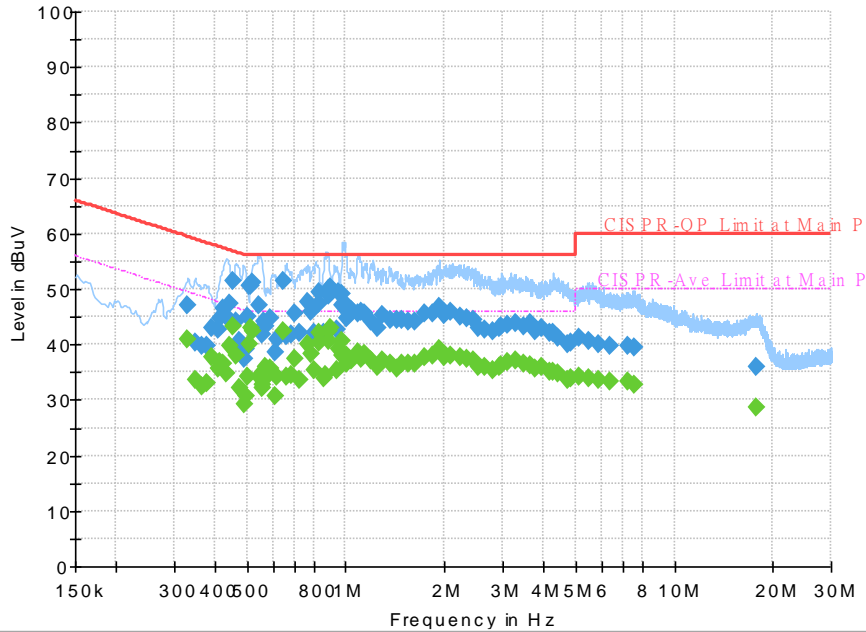
Uncertainty of Radiated Emission Measurement (1000 MHz ~ 18000 MHz)

Measuring Uncertainty for a Level of Confidence of 95% ($U = 2Uc(y)$)	4.70
---	------



Appendix A. AC Conducted Emission Test Results

Test Engineer :	Jimmy Chang	Temperature :	24~26°C
		Relative Humidity :	50~56%
Test Voltage :	120Vac / 60Hz	Phase :	Line

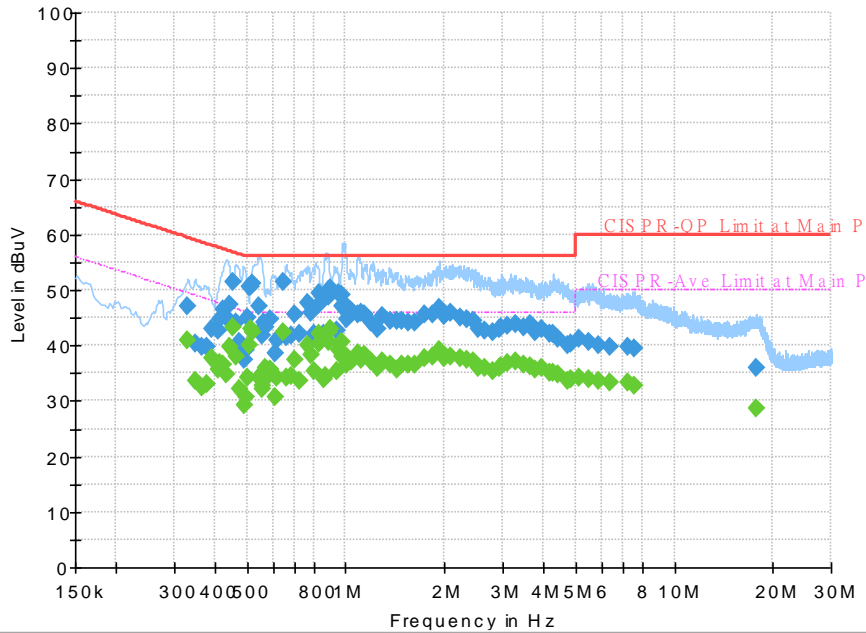


Final Result :

Frequency (MHz)	QuasiPeak (dBuV)	CAverage (dBuV)	Limit (dBuV)	Margin (dB)	Line	Filter	Corr. (dB)
0.330000	47.07	---	59.45	12.38	L1	OFF	19.5
0.330000	---	41.03	49.45	8.42	L1	OFF	19.5
0.348000	40.34	---	59.01	18.67	L1	OFF	19.5
0.348000	---	33.76	49.01	15.25	L1	OFF	19.5
0.363750	39.69	---	58.64	18.95	L1	OFF	19.5
0.363750	---	32.59	48.64	16.05	L1	OFF	19.5
0.379500	39.64	---	58.29	18.65	L1	OFF	19.5
0.379500	---	33.00	48.29	15.29	L1	OFF	19.5
0.388500	42.90	---	58.10	15.20	L1	OFF	19.5
0.388500	---	37.71	48.10	10.39	L1	OFF	19.5
0.408750	42.64	---	57.67	15.03	L1	OFF	19.5
0.408750	---	35.74	47.67	11.93	L1	OFF	19.5
0.415500	44.81	---	57.54	12.73	L1	OFF	19.5
0.415500	---	36.82	47.54	10.72	L1	OFF	19.5
0.424500	46.45	---	57.36	10.91	L1	OFF	19.5
0.424500	---	36.61	47.36	10.75	L1	OFF	19.5
0.431250	44.98	---	57.23	12.25	L1	OFF	19.5
0.431250	---	34.78	47.23	12.45	L1	OFF	19.5



Test Engineer :	Jimmy Chang	Temperature :	24~26°C
		Relative Humidity :	50~56%
Test Voltage :	120Vac / 60Hz	Phase :	Line

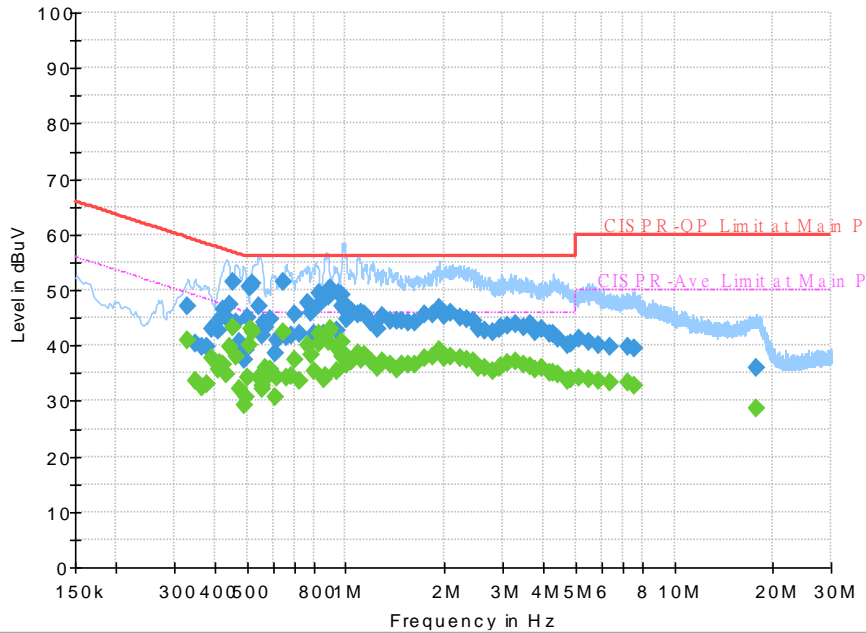


Final Result :

Frequency (MHz)	QuasiPeak (dBuV)	CAverage (dBuV)	Limit (dBuV)	Margin (dB)	Line	Filter	Corr. (dB)
0.442500	47.40	---	57.02	9.62	L1	OFF	19.5
0.442500	---	39.84	47.02	7.18	L1	OFF	19.5
0.451500	51.47	---	56.85	5.38	L1	OFF	19.5
0.451500	---	43.34	46.85	3.51	L1	OFF	19.5
0.462750	44.26	---	56.64	12.38	L1	OFF	19.5
0.462750	---	37.89	46.64	8.75	L1	OFF	19.5
0.476250	40.58	---	56.40	15.82	L1	OFF	19.5
0.476250	---	32.02	46.40	14.38	L1	OFF	19.5
0.489750	37.51	---	56.17	18.66	L1	OFF	19.5
0.489750	---	29.18	46.17	16.99	L1	OFF	19.5
0.496500	39.25	---	56.06	16.81	L1	OFF	19.5
0.496500	---	30.66	46.06	15.40	L1	OFF	19.5
0.501000	44.99	---	56.00	11.01	L1	OFF	19.5
0.501000	---	34.19	46.00	11.81	L1	OFF	19.5
0.507750	50.58	---	56.00	5.42	L1	OFF	19.5
0.507750	---	39.92	46.00	6.08	L1	OFF	19.5
0.512250	50.71	---	56.00	5.29	L1	OFF	19.5
0.512250	---	42.92	46.00	3.08	L1	OFF	19.5
0.521250	51.17	---	56.00	4.83	L1	OFF	19.5
0.521250	---	42.26	46.00	3.74	L1	OFF	19.5



Test Engineer :	Jimmy Chang	Temperature :	24~26°C
		Relative Humidity :	50~56%
Test Voltage :	120Vac / 60Hz	Phase :	Line

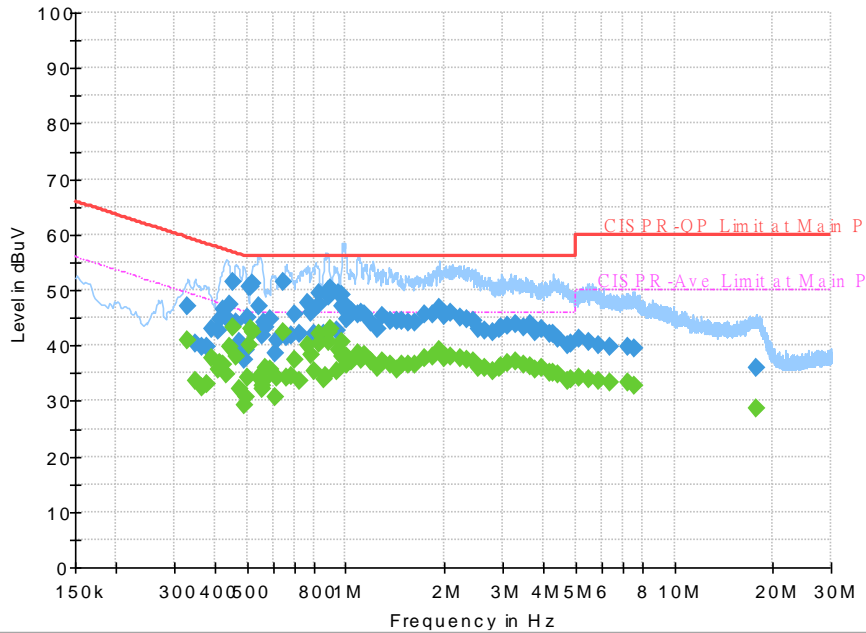


Final Result :

Frequency (MHz)	QuasiPeak (dBuV)	CAverage (dBuV)	Limit (dBuV)	Margin (dB)	Line	Filter	Corr. (dB)
0.543750	47.08	---	56.00	8.92	L1	OFF	19.5
0.543750	---	34.07	46.00	11.93	L1	OFF	19.5
0.555000	41.92	---	56.00	14.08	L1	OFF	19.5
0.555000	---	32.22	46.00	13.78	L1	OFF	19.5
0.557250	42.91	---	56.00	13.09	L1	OFF	19.5
0.557250	---	32.75	46.00	13.25	L1	OFF	19.5
0.559500	44.03	---	56.00	11.97	L1	OFF	19.5
0.559500	---	33.51	46.00	12.49	L1	OFF	19.5
0.570750	43.40	---	56.00	12.60	L1	OFF	19.5
0.570750	---	35.90	46.00	10.10	L1	OFF	19.5
0.588750	44.69	---	56.00	11.31	L1	OFF	19.5
0.588750	---	35.68	46.00	10.32	L1	OFF	19.5
0.606750	38.53	---	56.00	17.47	L1	OFF	19.6
0.606750	---	30.68	46.00	15.32	L1	OFF	19.6
0.615750	41.02	---	56.00	14.98	L1	OFF	19.6
0.615750	---	34.18	46.00	11.82	L1	OFF	19.6
0.642750	51.40	---	56.00	4.60	L1	OFF	19.6
0.642750	---	42.45	46.00	3.55	L1	OFF	19.6
0.660750	41.65	---	56.00	14.35	L1	OFF	19.6
0.660750	---	34.25	46.00	11.75	L1	OFF	19.6



Test Engineer :	Jimmy Chang	Temperature :	24~26°C
		Relative Humidity :	50~56%
Test Voltage :	120Vac / 60Hz	Phase :	Line

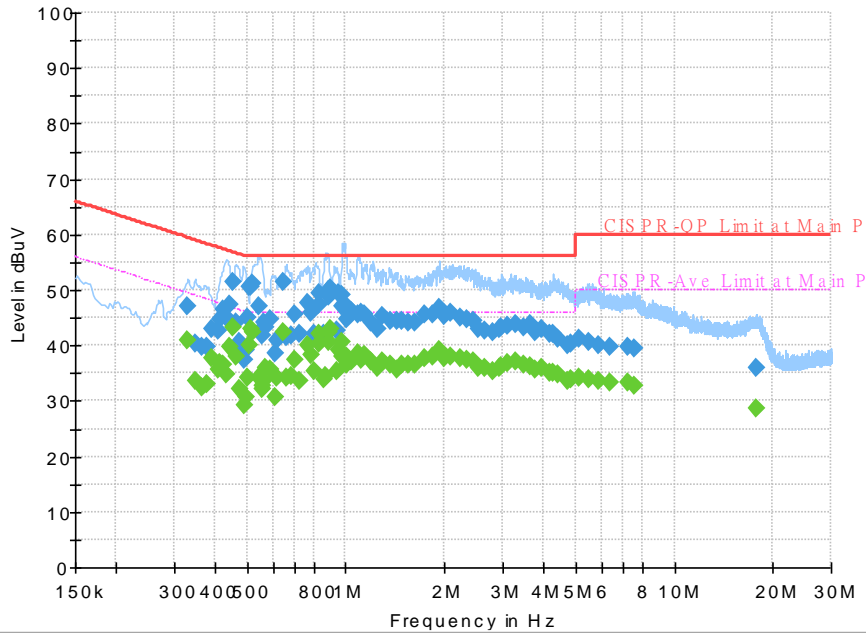


Final Result :

Frequency (MHz)	QuasiPeak (dBuV)	CAverage (dBuV)	Limit (dBuV)	Margin (dB)	Line	Filter	Corr. (dB)
0.681000	41.89	---	56.00	14.11	L1	OFF	19.6
0.681000	---	34.42	46.00	11.58	L1	OFF	19.6
0.696750	45.73	---	56.00	10.27	L1	OFF	19.6
0.696750	---	37.45	46.00	8.55	L1	OFF	19.6
0.723750	41.99	---	56.00	14.01	L1	OFF	19.6
0.723750	---	33.69	46.00	12.31	L1	OFF	19.6
0.766500	47.59	---	56.00	8.41	L1	OFF	19.6
0.766500	---	40.18	46.00	5.82	L1	OFF	19.6
0.782250	45.92	---	56.00	10.08	L1	OFF	19.6
0.782250	---	38.25	46.00	7.75	L1	OFF	19.6
0.804750	42.02	---	56.00	13.98	L1	OFF	19.6
0.804750	---	35.45	46.00	10.55	L1	OFF	19.6
0.825000	47.38	---	56.00	8.62	L1	OFF	19.6
0.825000	---	40.46	46.00	5.54	L1	OFF	19.6
0.831750	49.42	---	56.00	6.58	L1	OFF	19.6
0.831750	---	42.22	46.00	3.78	L1	OFF	19.6
0.856500	42.02	---	56.00	13.98	L1	OFF	19.6
0.856500	---	34.01	46.00	11.99	L1	OFF	19.6
0.867750	41.82	---	56.00	14.18	L1	OFF	19.6
0.867750	---	34.63	46.00	11.37	L1	OFF	19.6



Test Engineer :	Jimmy Chang	Temperature :	24~26°C
		Relative Humidity :	50~56%
Test Voltage :	120Vac / 60Hz	Phase :	Line

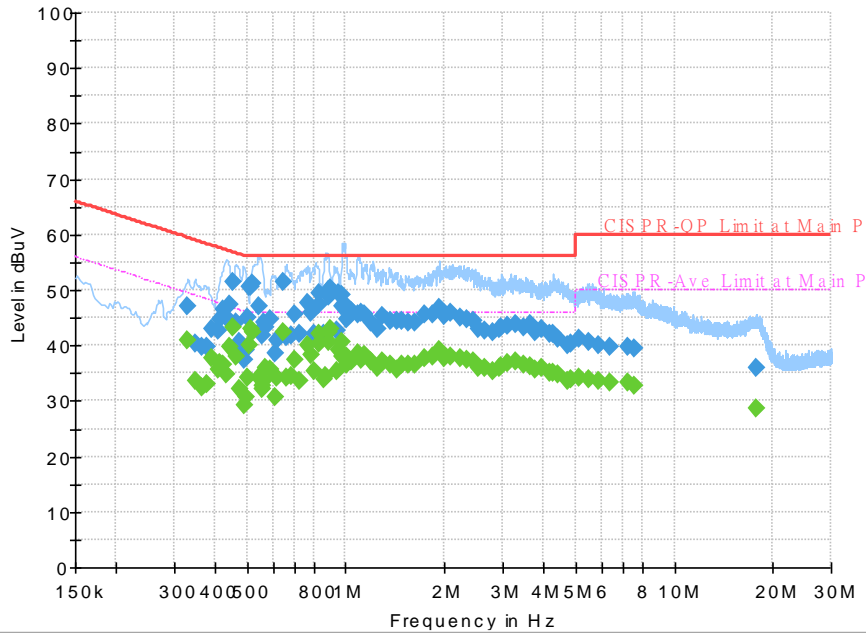


Final Result :

Frequency (MHz)	QuasiPeak (dBuV)	CAverage (dBuV)	Limit (dBuV)	Margin (dB)	Line	Filter	Corr. (dB)
0.885750	48.95	---	56.00	7.05	L1	OFF	19.6
0.885750	---	40.75	46.00	5.25	L1	OFF	19.6
0.890250	49.95	---	56.00	6.05	L1	OFF	19.6
0.890250	---	42.29	46.00	3.71	L1	OFF	19.6
0.894750	50.33	---	56.00	5.67	L1	OFF	19.6
0.894750	---	43.00	46.00	3.00	L1	OFF	19.6
0.935250	42.60	---	56.00	13.40	L1	OFF	19.6
0.935250	---	35.40	46.00	10.60	L1	OFF	19.6
0.951000	49.37	---	56.00	6.63	L1	OFF	19.6
0.951000	---	39.24	46.00	6.76	L1	OFF	19.6
0.966750	48.99	---	56.00	7.01	L1	OFF	19.6
0.966750	---	40.70	46.00	5.30	L1	OFF	19.6
0.975750	47.21	---	56.00	8.79	L1	OFF	19.6
0.975750	---	38.12	46.00	7.88	L1	OFF	19.6
1.000500	44.81	---	56.00	11.19	L1	OFF	19.6
1.000500	---	36.59	46.00	9.41	L1	OFF	19.6
1.007250	47.07	---	56.00	8.93	L1	OFF	19.6
1.007250	---	37.94	46.00	8.06	L1	OFF	19.6
1.045500	46.22	---	56.00	9.78	L1	OFF	19.6
1.045500	---	37.27	46.00	8.73	L1	OFF	19.6



Test Engineer :	Jimmy Chang	Temperature :	24~26°C
		Relative Humidity :	50~56%
Test Voltage :	120Vac / 60Hz	Phase :	Line

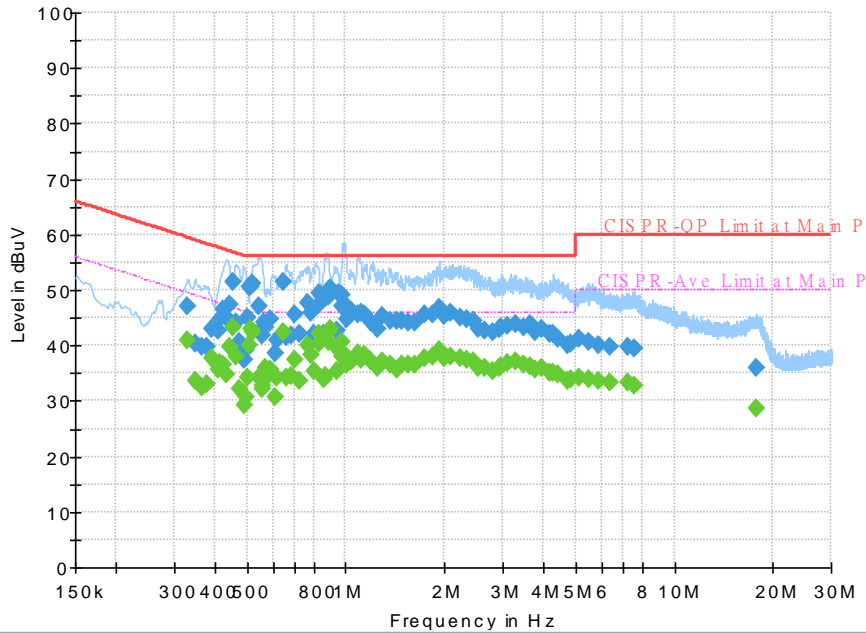


Final Result :

Frequency (MHz)	QuasiPeak (dBuV)	CAverage (dBuV)	Limit (dBuV)	Margin (dB)	Line	Filter	Corr. (dB)
1.083750	45.62	---	56.00	10.38	L1	OFF	19.6
1.083750	---	38.69	46.00	7.31	L1	OFF	19.6
1.117500	45.93	---	56.00	10.07	L1	OFF	19.6
1.117500	---	37.53	46.00	8.47	L1	OFF	19.6
1.144500	45.49	---	56.00	10.51	L1	OFF	19.6
1.144500	---	38.19	46.00	7.81	L1	OFF	19.6
1.191750	44.20	---	56.00	11.80	L1	OFF	19.6
1.191750	---	37.17	46.00	8.83	L1	OFF	19.6
1.243500	43.08	---	56.00	12.92	L1	OFF	19.6
1.243500	---	36.03	46.00	9.97	L1	OFF	19.6
1.297500	45.27	---	56.00	10.73	L1	OFF	19.6
1.297500	---	37.16	46.00	8.84	L1	OFF	19.6
1.371750	44.41	---	56.00	11.59	L1	OFF	19.6
1.371750	---	36.56	46.00	9.44	L1	OFF	19.6
1.432500	44.40	---	56.00	11.60	L1	OFF	19.6
1.432500	---	35.53	46.00	10.47	L1	OFF	19.6
1.482000	44.31	---	56.00	11.69	L1	OFF	19.6
1.482000	---	36.54	46.00	9.46	L1	OFF	19.6
1.545000	44.25	---	56.00	11.75	L1	OFF	19.6
1.545000	---	36.50	46.00	9.50	L1	OFF	19.6



Test Engineer :	Jimmy Chang	Temperature :	24~26°C
		Relative Humidity :	50~56%
Test Voltage :	120Vac / 60Hz	Phase :	Line

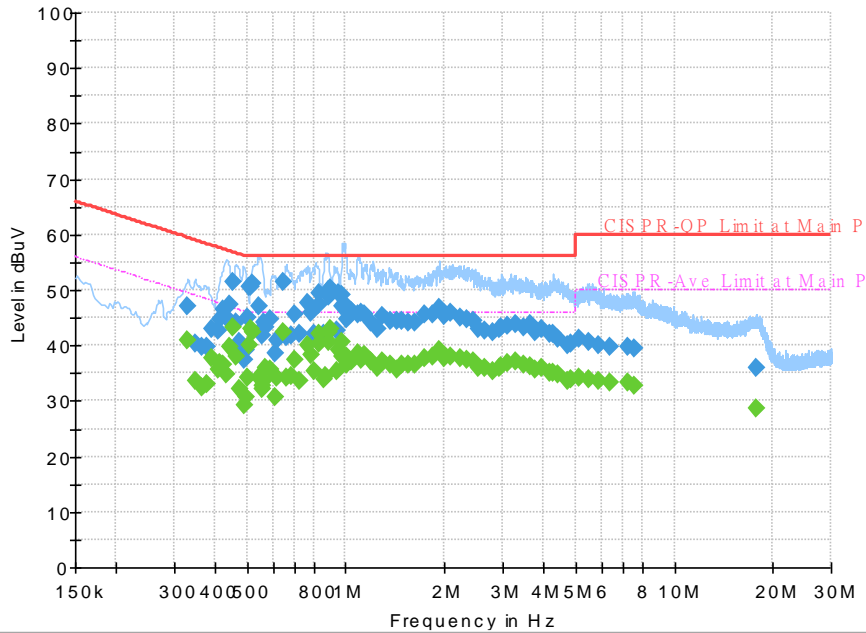


Final Result :

Frequency (MHz)	QuasiPeak (dBuV)	CAverage (dBuV)	Limit (dBuV)	Margin (dB)	Line	Filter	Corr. (dB)
1.621500	44.05	---	56.00	11.95	L1	OFF	19.6
1.621500	---	36.65	46.00	9.35	L1	OFF	19.6
1.734000	45.51	---	56.00	10.49	L1	OFF	19.6
1.734000	---	37.65	46.00	8.35	L1	OFF	19.6
1.833000	45.48	---	56.00	10.52	L1	OFF	19.6
1.833000	---	38.05	46.00	7.95	L1	OFF	19.6
1.925250	46.87	---	56.00	9.13	L1	OFF	19.6
1.925250	---	39.11	46.00	6.89	L1	OFF	19.6
1.990500	45.46	---	56.00	10.54	L1	OFF	19.6
1.990500	---	37.58	46.00	8.42	L1	OFF	19.6
2.087250	45.79	---	56.00	10.21	L1	OFF	19.4
2.087250	---	37.91	46.00	8.09	L1	OFF	19.4
2.229000	45.09	---	56.00	10.91	L1	OFF	19.5
2.229000	---	37.82	46.00	8.18	L1	OFF	19.5
2.328000	44.70	---	56.00	11.30	L1	OFF	19.5
2.328000	---	37.29	46.00	8.71	L1	OFF	19.5
2.438250	44.31	---	56.00	11.69	L1	OFF	19.6
2.438250	---	37.24	46.00	8.76	L1	OFF	19.6
2.544000	43.12	---	56.00	12.88	L1	OFF	19.6
2.544000	---	35.98	46.00	10.02	L1	OFF	19.6



Test Engineer :	Jimmy Chang	Temperature :	24~26°C
		Relative Humidity :	50~56%
Test Voltage :	120Vac / 60Hz	Phase :	Line

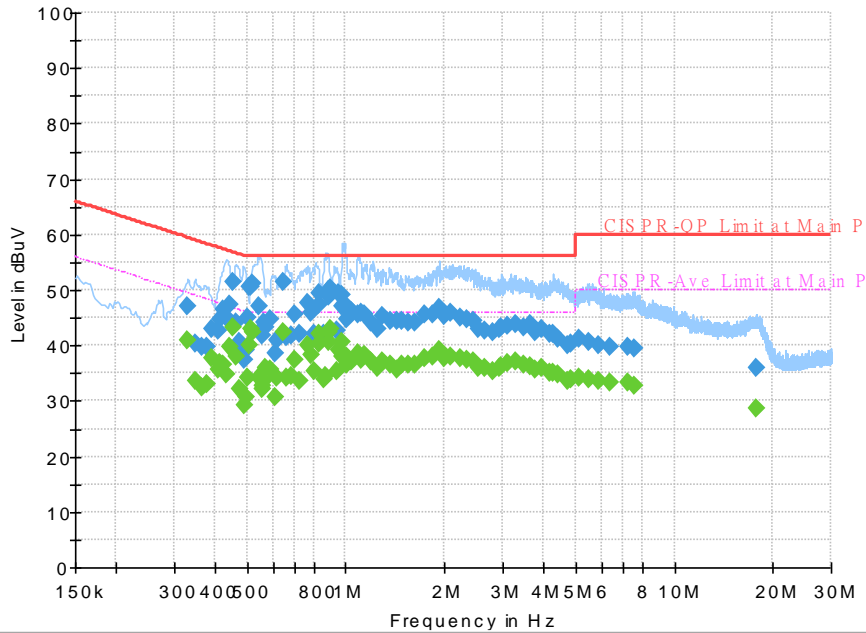


Final Result :

Frequency (MHz)	QuasiPeak (dBuV)	CAverage (dBuV)	Limit (dBuV)	Margin (dB)	Line	Filter	Corr. (dB)
2.640750	42.82	---	56.00	13.18	L1	OFF	19.6
2.640750	---	35.94	46.00	10.06	L1	OFF	19.6
2.802750	42.41	---	56.00	13.59	L1	OFF	19.6
2.802750	---	35.24	46.00	10.76	L1	OFF	19.6
2.926500	42.84	---	56.00	13.16	L1	OFF	19.6
2.926500	---	36.08	46.00	9.92	L1	OFF	19.6
2.985000	43.13	---	56.00	12.87	L1	OFF	19.6
2.985000	---	36.39	46.00	9.61	L1	OFF	19.6
3.117750	43.55	---	56.00	12.45	L1	OFF	19.6
3.117750	---	36.71	46.00	9.29	L1	OFF	19.6
3.273000	43.74	---	56.00	12.26	L1	OFF	19.7
3.273000	---	37.04	46.00	8.96	L1	OFF	19.7
3.477750	43.19	---	56.00	12.81	L1	OFF	19.7
3.477750	---	36.48	46.00	9.52	L1	OFF	19.7
3.646500	43.76	---	56.00	12.24	L1	OFF	19.7
3.646500	---	36.33	46.00	9.67	L1	OFF	19.7
3.783750	42.43	---	56.00	13.57	L1	OFF	19.7
3.783750	---	35.77	46.00	10.23	L1	OFF	19.7
3.950250	42.99	---	56.00	13.01	L1	OFF	19.7
3.950250	---	36.00	46.00	10.00	L1	OFF	19.7
4.186500	42.16	---	56.00	13.84	L1	OFF	19.7
4.186500	---	35.10	46.00	10.90	L1	OFF	19.7



Test Engineer :	Jimmy Chang	Temperature :	24~26°C
		Relative Humidity :	50~56%
Test Voltage :	120Vac / 60Hz	Phase :	Line

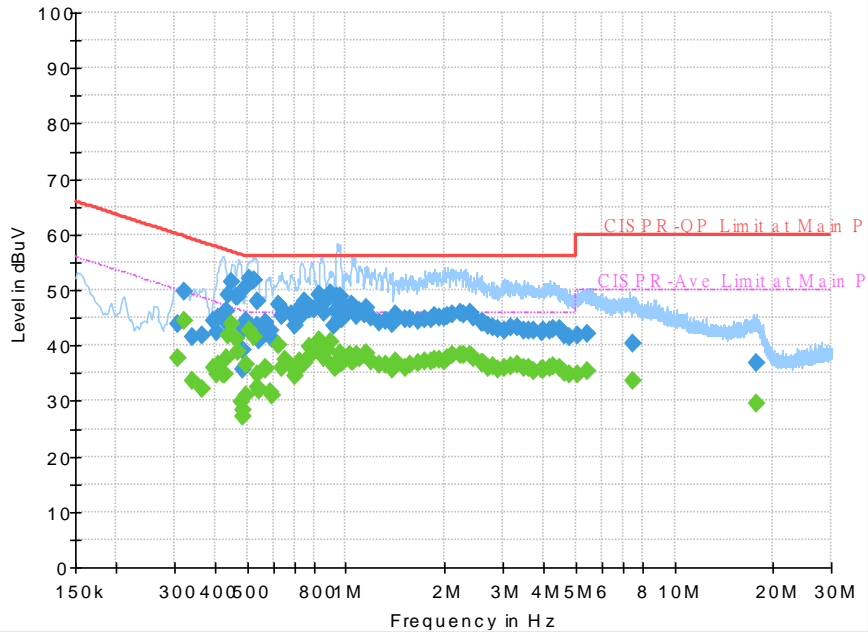


Final Result :

Frequency (MHz)	QuasiPeak (dBuV)	CAverage (dBuV)	Limit (dBuV)	Margin (dB)	Line	Filter	Corr. (dB)
4.292250	41.99	---	56.00	14.01	L1	OFF	19.7
4.292250	---	35.09	46.00	10.91	L1	OFF	19.7
4.440750	41.27	---	56.00	14.73	L1	OFF	19.7
4.440750	---	34.70	46.00	11.30	L1	OFF	19.7
4.731000	39.92	---	56.00	16.08	L1	OFF	19.7
4.731000	---	33.74	46.00	12.26	L1	OFF	19.7
4.866000	40.29	---	56.00	15.71	L1	OFF	19.7
4.866000	---	33.80	46.00	12.20	L1	OFF	19.7
5.133750	41.11	---	60.00	18.89	L1	OFF	19.7
5.133750	---	34.24	50.00	15.76	L1	OFF	19.7
5.520750	40.76	---	60.00	19.24	L1	OFF	19.7
5.520750	---	34.05	50.00	15.95	L1	OFF	19.7
5.892000	40.10	---	60.00	19.90	L1	OFF	19.8
5.892000	---	33.56	50.00	16.44	L1	OFF	19.8
6.339750	39.68	---	60.00	20.32	L1	OFF	19.8
6.339750	---	33.20	50.00	16.80	L1	OFF	19.8
7.199250	39.71	---	60.00	20.29	L1	OFF	19.8
7.199250	---	33.23	50.00	16.77	L1	OFF	19.8
7.541250	39.59	---	60.00	20.41	L1	OFF	19.8
7.541250	---	32.84	50.00	17.16	L1	OFF	19.8
17.700000	35.90	---	60.00	24.10	L1	OFF	20.2
17.700000	---	28.64	50.00	21.36	L1	OFF	20.2



Test Engineer :	Jimmy Chang	Temperature :	24~26°C
		Relative Humidity :	50~56%
Test Voltage :	120Vac / 60Hz	Phase :	Neutral

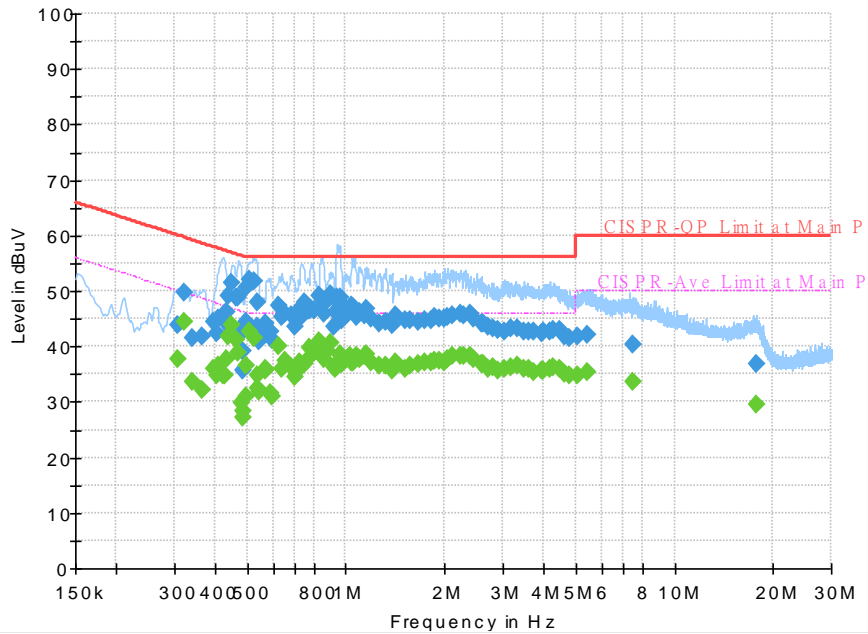


Final Result :

Frequency (MHz)	QuasiPeak (dBuV)	CAverage (dBuV)	Limit (dBuV)	Margin (dB)	Line	Filter	Corr. (dB)
0.307500	43.93	---	60.04	16.11	N	OFF	19.6
0.307500	---	37.69	50.04	12.35	N	OFF	19.6
0.321000	49.77	---	59.68	9.91	N	OFF	19.6
0.321000	---	44.44	49.68	5.24	N	OFF	19.6
0.341250	41.54	---	59.17	17.63	N	OFF	19.6
0.341250	---	33.67	49.17	15.50	N	OFF	19.6
0.366000	41.71	---	58.59	16.88	N	OFF	19.6
0.366000	---	32.16	48.59	16.43	N	OFF	19.6
0.395250	44.42	---	57.95	13.53	N	OFF	19.6
0.395250	---	35.93	47.95	12.02	N	OFF	19.6
0.402000	42.50	---	57.81	15.31	N	OFF	19.6
0.402000	---	34.84	47.81	12.97	N	OFF	19.6
0.408750	45.05	---	57.67	12.62	N	OFF	19.6
0.408750	---	36.45	47.67	11.22	N	OFF	19.6
0.424500	45.49	---	57.36	11.87	N	OFF	19.6
0.424500	---	34.71	47.36	12.65	N	OFF	19.6
0.429000	44.32	---	57.27	12.95	N	OFF	19.6
0.429000	---	34.77	47.27	12.50	N	OFF	19.6
0.433500	46.29	---	57.19	10.90	N	OFF	19.6
0.433500	---	37.81	47.19	9.38	N	OFF	19.6



Test Engineer :	Jimmy Chang	Temperature :	24~26°C
		Relative Humidity :	50~56%
Test Voltage :	120Vac / 60Hz	Phase :	Neutral

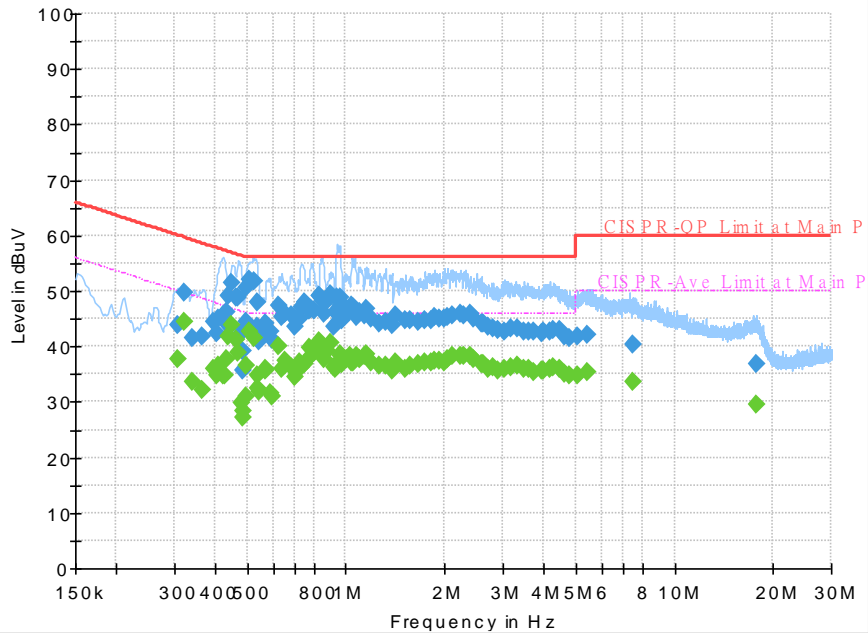


Final Result :

Frequency (MHz)	QuasiPeak (dBuV)	CAverage (dBuV)	Limit (dBuV)	Margin (dB)	Line	Filter	Corr. (dB)
0.438000	49.00	---	57.10	8.10	N	OFF	19.6
0.438000	---	41.68	47.10	5.42	N	OFF	19.6
0.447000	51.55	---	56.93	5.38	N	OFF	19.6
0.447000	---	43.91	46.93	3.02	N	OFF	19.6
0.462750	48.77	---	56.64	7.87	N	OFF	19.6
0.462750	---	41.31	46.64	5.33	N	OFF	19.6
0.469500	48.76	---	56.52	7.76	N	OFF	19.6
0.469500	---	38.78	46.52	7.74	N	OFF	19.6
0.480750	42.36	---	56.33	13.97	N	OFF	19.6
0.480750	---	29.68	46.33	16.65	N	OFF	19.6
0.483000	39.25	---	56.29	17.04	N	OFF	19.6
0.483000	---	28.32	46.29	17.97	N	OFF	19.6
0.487500	35.80	---	56.21	20.41	N	OFF	19.6
0.487500	---	27.06	46.21	19.15	N	OFF	19.6
0.494250	44.59	---	56.10	11.51	N	OFF	19.6
0.494250	---	30.97	46.10	15.13	N	OFF	19.6
0.498750	50.54	---	56.02	5.48	N	OFF	19.6
0.498750	---	36.57	46.02	9.45	N	OFF	19.6
0.510000	51.98	---	56.00	4.02	N	OFF	19.6
0.510000	---	42.65	46.00	3.35	N	OFF	19.6



Test Engineer :	Jimmy Chang	Temperature :	24~26°C
		Relative Humidity :	50~56%
Test Voltage :	120Vac / 60Hz	Phase :	Neutral

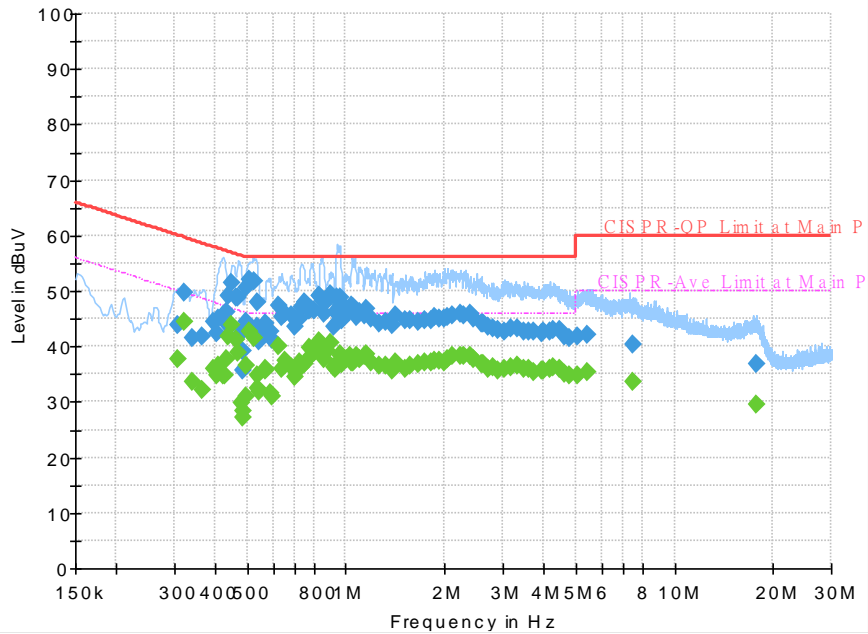


Final Result :

Frequency (MHz)	QuasiPeak (dBuV)	CAverage (dBuV)	Limit (dBuV)	Margin (dB)	Line	Filter	Corr. (dB)
0.523500	51.87	---	56.00	4.13	N	OFF	19.6
0.523500	---	41.48	46.00	4.52	N	OFF	19.6
0.534750	47.98	---	56.00	8.02	N	OFF	19.6
0.534750	---	34.66	46.00	11.34	N	OFF	19.6
0.539250	43.65	---	56.00	12.35	N	OFF	19.6
0.539250	---	32.54	46.00	13.46	N	OFF	19.6
0.543750	40.97	---	56.00	15.03	N	OFF	19.6
0.543750	---	31.74	46.00	14.26	N	OFF	19.6
0.566250	42.81	---	56.00	13.19	N	OFF	19.6
0.566250	---	35.79	46.00	10.21	N	OFF	19.6
0.570750	44.04	---	56.00	11.96	N	OFF	19.6
0.570750	---	35.98	46.00	10.02	N	OFF	19.6
0.586500	42.64	---	56.00	13.36	N	OFF	19.6
0.586500	---	31.54	46.00	14.46	N	OFF	19.6
0.595500	41.09	---	56.00	14.91	N	OFF	19.6
0.595500	---	31.06	46.00	14.94	N	OFF	19.6
0.622500	47.41	---	56.00	8.59	N	OFF	19.6
0.622500	---	39.98	46.00	6.02	N	OFF	19.6
0.640500	45.37	---	56.00	10.63	N	OFF	19.6
0.640500	---	35.94	46.00	10.06	N	OFF	19.6



Test Engineer :	Jimmy Chang	Temperature :	24~26°C
		Relative Humidity :	50~56%
Test Voltage :	120Vac / 60Hz	Phase :	Neutral

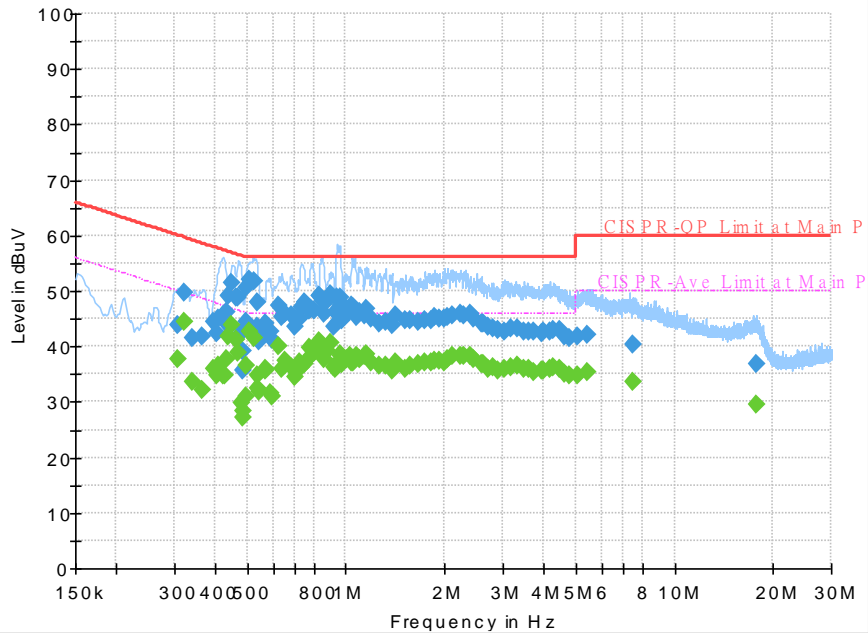


Final Result :

Frequency (MHz)	QuasiPeak (dBuV)	CAverage (dBuV)	Limit (dBuV)	Margin (dB)	Line	Filter	Corr. (dB)
0.654000	45.84	---	56.00	10.16	N	OFF	19.6
0.654000	---	37.43	46.00	8.57	N	OFF	19.6
0.681000	45.59	---	56.00	10.41	N	OFF	19.6
0.681000	---	36.21	46.00	9.79	N	OFF	19.6
0.699000	43.49	---	56.00	12.51	N	OFF	19.6
0.699000	---	34.38	46.00	11.62	N	OFF	19.6
0.723750	45.09	---	56.00	10.91	N	OFF	19.6
0.723750	---	37.00	46.00	9.00	N	OFF	19.6
0.732750	47.10	---	56.00	8.90	N	OFF	19.6
0.732750	---	36.34	46.00	9.66	N	OFF	19.6
0.746250	47.99	---	56.00	8.01	N	OFF	19.6
0.746250	---	36.90	46.00	9.10	N	OFF	19.6
0.775500	46.49	---	56.00	9.51	N	OFF	19.6
0.775500	---	39.65	46.00	6.35	N	OFF	19.6
0.782250	46.80	---	56.00	9.20	N	OFF	19.6
0.782250	---	38.45	46.00	7.55	N	OFF	19.6
0.802500	46.59	---	56.00	9.41	N	OFF	19.6
0.802500	---	38.84	46.00	7.16	N	OFF	19.6
0.827250	49.06	---	56.00	6.94	N	OFF	19.6
0.827250	---	40.81	46.00	5.19	N	OFF	19.6



Test Engineer :	Jimmy Chang	Temperature :	24~26°C
		Relative Humidity :	50~56%
Test Voltage :	120Vac / 60Hz	Phase :	Neutral

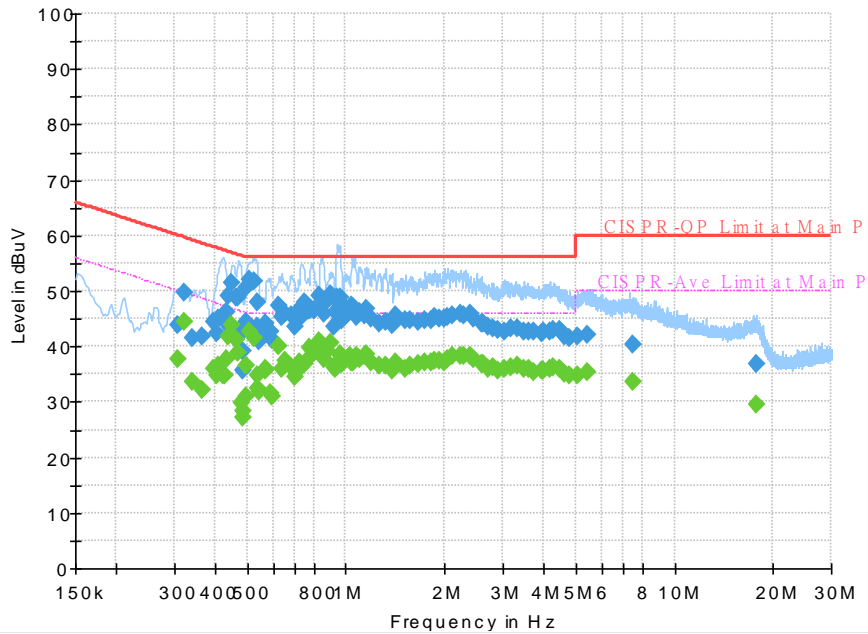


Final Result :

Frequency (MHz)	QuasiPeak (dBuV)	CAverage (dBuV)	Limit (dBuV)	Margin (dB)	Line	Filter	Corr. (dB)
0.829500	49.21	---	56.00	6.79	N	OFF	19.6
0.829500	---	40.72	46.00	5.28	N	OFF	19.6
0.847500	48.17	---	56.00	7.83	N	OFF	19.6
0.847500	---	38.67	46.00	7.33	N	OFF	19.6
0.854250	46.00	---	56.00	10.00	N	OFF	19.6
0.854250	---	37.82	46.00	8.18	N	OFF	19.6
0.879000	48.15	---	56.00	7.85	N	OFF	19.6
0.879000	---	39.25	46.00	6.75	N	OFF	19.6
0.901500	49.52	---	56.00	6.48	N	OFF	19.6
0.901500	---	40.61	46.00	5.39	N	OFF	19.6
0.919500	43.61	---	56.00	12.39	N	OFF	19.6
0.919500	---	36.23	46.00	9.77	N	OFF	19.6
0.930750	46.07	---	56.00	9.93	N	OFF	19.6
0.930750	---	35.99	46.00	10.01	N	OFF	19.6
0.937500	48.85	---	56.00	7.15	N	OFF	19.6
0.937500	---	36.51	46.00	9.49	N	OFF	19.6
0.960000	48.97	---	56.00	7.03	N	OFF	19.6
0.960000	---	38.67	46.00	7.33	N	OFF	19.6
0.964500	47.39	---	56.00	8.61	N	OFF	19.6
0.964500	---	38.35	46.00	7.65	N	OFF	19.6



Test Engineer :	Jimmy Chang	Temperature :	24~26°C
		Relative Humidity :	50~56%
Test Voltage :	120Vac / 60Hz	Phase :	Neutral

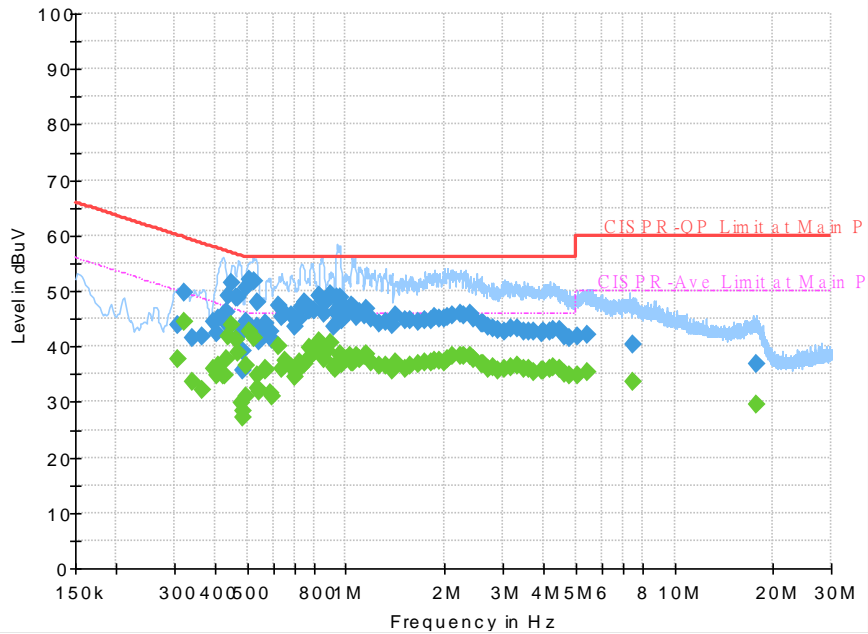


Final Result :

Frequency (MHz)	QuasiPeak (dBuV)	CAverage (dBuV)	Limit (dBuV)	Margin (dB)	Line	Filter	Corr. (dB)
0.975750	44.79	---	56.00	11.21	N	OFF	19.6
0.975750	---	36.81	46.00	9.19	N	OFF	19.6
1.007250	46.83	---	56.00	9.17	N	OFF	19.6
1.007250	---	37.77	46.00	8.23	N	OFF	19.6
1.034250	46.36	---	56.00	9.64	N	OFF	19.6
1.034250	---	38.21	46.00	7.79	N	OFF	19.6
1.045500	47.28	---	56.00	8.72	N	OFF	19.6
1.045500	---	37.06	46.00	8.94	N	OFF	19.6
1.054500	47.19	---	56.00	8.81	N	OFF	19.6
1.054500	---	37.02	46.00	8.98	N	OFF	19.6
1.074750	45.26	---	56.00	10.74	N	OFF	19.6
1.074750	---	38.43	46.00	7.57	N	OFF	19.6
1.106250	46.32	---	56.00	9.68	N	OFF	19.6
1.106250	---	37.76	46.00	8.24	N	OFF	19.6
1.135500	45.63	---	56.00	10.37	N	OFF	19.6
1.135500	---	38.29	46.00	7.71	N	OFF	19.6
1.146750	46.87	---	56.00	9.13	N	OFF	19.6
1.146750	---	38.63	46.00	7.37	N	OFF	19.6
1.198500	44.89	---	56.00	11.11	N	OFF	19.6
1.198500	---	37.26	46.00	8.74	N	OFF	19.6



Test Engineer :	Jimmy Chang	Temperature :	24~26°C
		Relative Humidity :	50~56%
Test Voltage :	120Vac / 60Hz	Phase :	Neutral

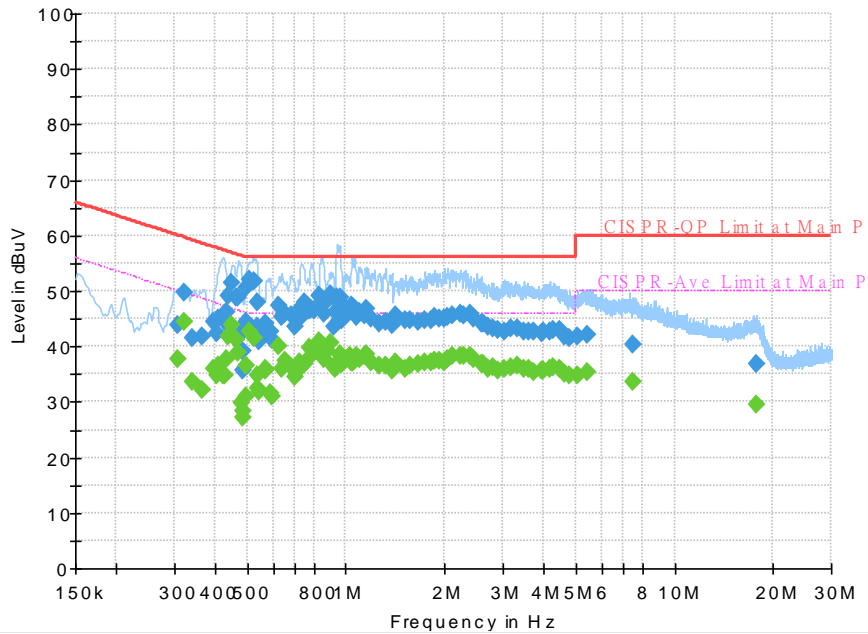


Final Result :

Frequency (MHz)	QuasiPeak (dBuV)	CAverage (dBuV)	Limit (dBuV)	Margin (dB)	Line	Filter	Corr. (dB)
1.263750	44.19	---	56.00	11.81	N	OFF	19.6
1.263750	---	36.65	46.00	9.35	N	OFF	19.6
1.322250	44.51	---	56.00	11.49	N	OFF	19.6
1.322250	---	36.56	46.00	9.44	N	OFF	19.6
1.380750	43.78	---	56.00	12.22	N	OFF	19.6
1.380750	---	35.65	46.00	10.35	N	OFF	19.6
1.412250	45.62	---	56.00	10.38	N	OFF	19.6
1.412250	---	37.22	46.00	8.78	N	OFF	19.6
1.509000	44.83	---	56.00	11.17	N	OFF	19.6
1.509000	---	36.05	46.00	9.95	N	OFF	19.6
1.565250	44.79	---	56.00	11.21	N	OFF	19.6
1.565250	---	36.65	46.00	9.35	N	OFF	19.6
1.659750	44.49	---	56.00	11.51	N	OFF	19.6
1.659750	---	36.85	46.00	9.15	N	OFF	19.6
1.745250	44.68	---	56.00	11.32	N	OFF	19.6
1.745250	---	37.05	46.00	8.95	N	OFF	19.6
1.828500	44.86	---	56.00	11.14	N	OFF	19.6
1.828500	---	37.14	46.00	8.86	N	OFF	19.6
1.855500	45.25	---	56.00	10.75	N	OFF	19.6
1.855500	---	37.43	46.00	8.57	N	OFF	19.6



Test Engineer :	Jimmy Chang	Temperature :	24~26°C
		Relative Humidity :	50~56%
Test Voltage :	120Vac / 60Hz	Phase :	Neutral

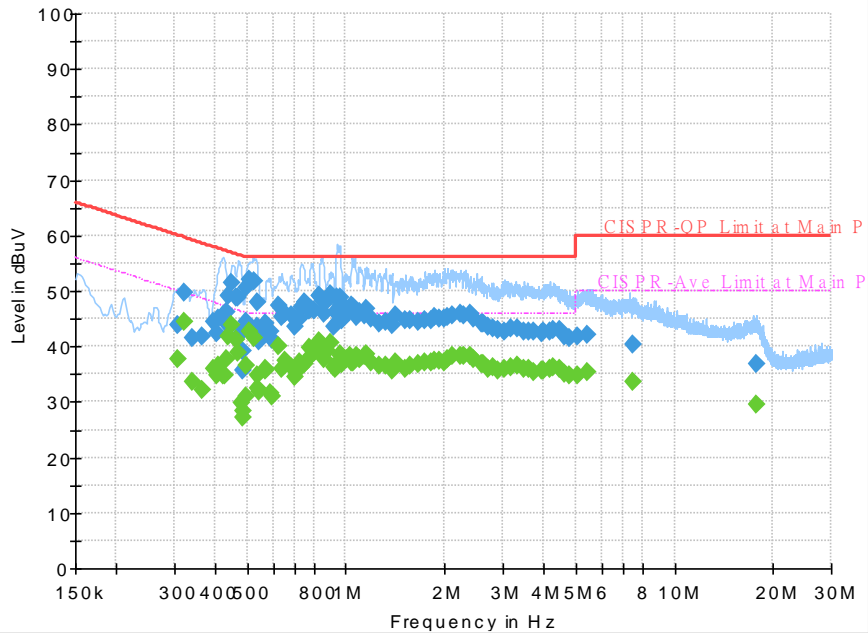


Final Result :

Frequency (MHz)	QuasiPeak (dBuV)	CAverage (dBuV)	Limit (dBuV)	Margin (dB)	Line	Filter	Corr. (dB)
1.934250	45.12	---	56.00	10.88	N	OFF	19.6
1.934250	---	37.56	46.00	8.44	N	OFF	19.6
1.983750	44.92	---	56.00	11.08	N	OFF	19.6
1.983750	---	37.27	46.00	8.73	N	OFF	19.6
2.035500	45.30	---	56.00	10.70	N	OFF	19.6
2.035500	---	37.83	46.00	8.17	N	OFF	19.6
2.114250	45.74	---	56.00	10.26	N	OFF	19.4
2.114250	---	38.29	46.00	7.71	N	OFF	19.4
2.222250	45.87	---	56.00	10.13	N	OFF	19.5
2.222250	---	38.35	46.00	7.65	N	OFF	19.5
2.296500	45.67	---	56.00	10.33	N	OFF	19.5
2.296500	---	38.35	46.00	7.65	N	OFF	19.5
2.386500	45.81	---	56.00	10.19	N	OFF	19.6
2.386500	---	38.36	46.00	7.64	N	OFF	19.6
2.454000	45.11	---	56.00	10.89	N	OFF	19.6
2.454000	---	37.66	46.00	8.34	N	OFF	19.6
2.586750	44.09	---	56.00	11.91	N	OFF	19.6
2.586750	---	36.70	46.00	9.30	N	OFF	19.6
2.609250	44.27	---	56.00	11.73	N	OFF	19.6
2.609250	---	36.74	46.00	9.26	N	OFF	19.6



Test Engineer :	Jimmy Chang	Temperature :	24~26°C
		Relative Humidity :	50~56%
Test Voltage :	120Vac / 60Hz	Phase :	Neutral

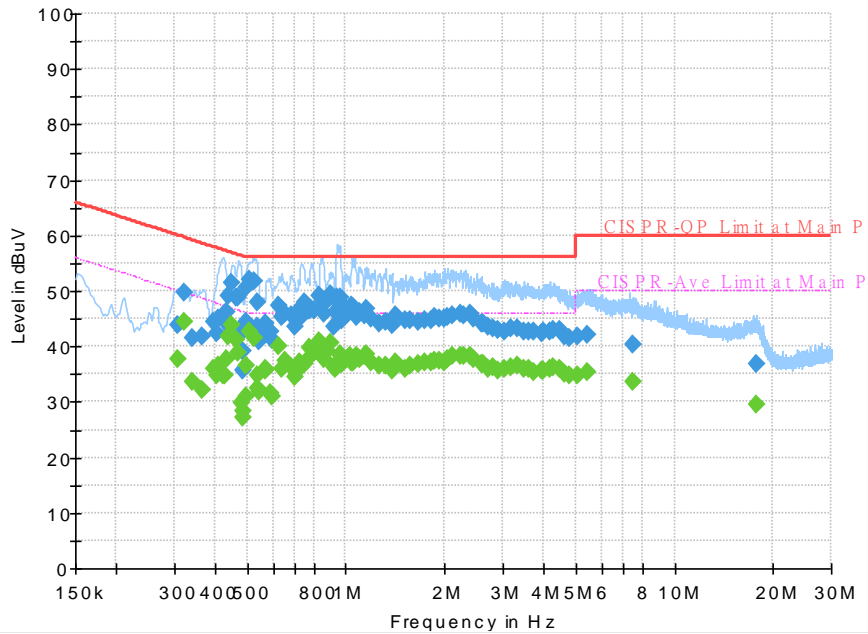


Final Result :

Frequency (MHz)	QuasiPeak (dBuV)	CAverage (dBuV)	Limit (dBuV)	Margin (dB)	Line	Filter	Corr. (dB)
2.724000	43.43	---	56.00	12.57	N	OFF	19.6
2.724000	---	36.04	46.00	9.96	N	OFF	19.6
2.811750	43.29	---	56.00	12.71	N	OFF	19.6
2.811750	---	36.28	46.00	9.72	N	OFF	19.6
2.913000	43.09	---	56.00	12.91	N	OFF	19.7
2.913000	---	35.73	46.00	10.27	N	OFF	19.7
3.027750	42.79	---	56.00	13.21	N	OFF	19.7
3.027750	---	35.92	46.00	10.08	N	OFF	19.7
3.189750	43.40	---	56.00	12.60	N	OFF	19.7
3.189750	---	36.34	46.00	9.66	N	OFF	19.7
3.331500	43.32	---	56.00	12.68	N	OFF	19.7
3.331500	---	36.48	46.00	9.52	N	OFF	19.7
3.480000	42.74	---	56.00	13.26	N	OFF	19.7
3.480000	---	35.87	46.00	10.13	N	OFF	19.7
3.590250	42.76	---	56.00	13.24	N	OFF	19.7
3.590250	---	35.82	46.00	10.18	N	OFF	19.7
3.720750	42.58	---	56.00	13.42	N	OFF	19.7
3.720750	---	35.47	46.00	10.53	N	OFF	19.7
3.932250	42.49	---	56.00	13.51	N	OFF	19.7
3.932250	---	35.62	46.00	10.38	N	OFF	19.7



Test Engineer :	Jimmy Chang	Temperature :	24~26°C
		Relative Humidity :	50~56%
Test Voltage :	120Vac / 60Hz	Phase :	Neutral



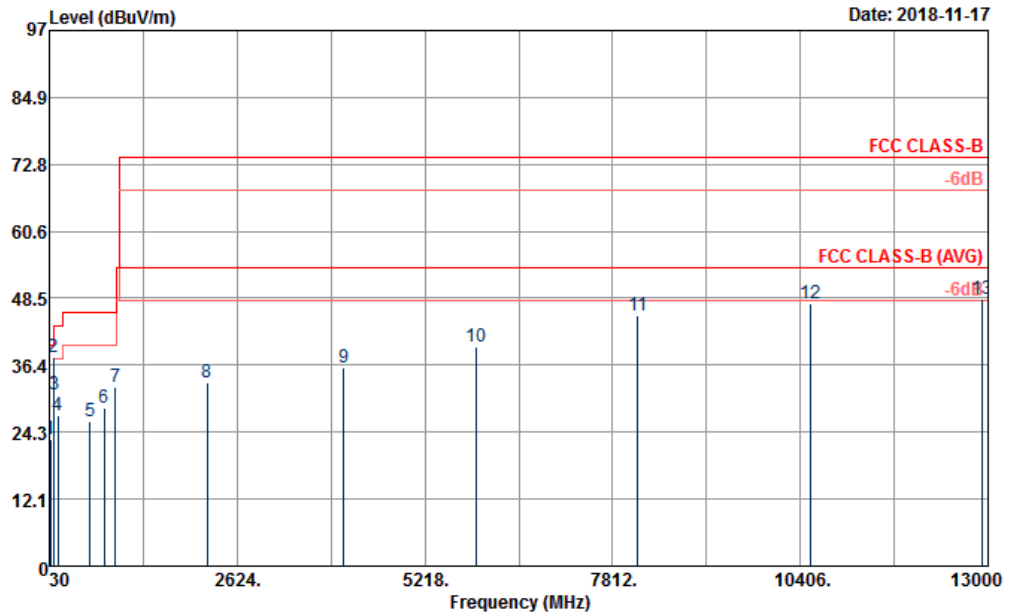
Final Result :

Frequency (MHz)	QuasiPeak (dBuV)	CAverage (dBuV)	Limit (dBuV)	Margin (dB)	Line	Filter	Corr. (dB)
3.979500	42.69	---	56.00	13.31	N	OFF	19.7
3.979500	---	35.75	46.00	10.25	N	OFF	19.7
4.168500	42.78	---	56.00	13.22	N	OFF	19.7
4.168500	---	36.04	46.00	9.96	N	OFF	19.7
4.294500	42.87	---	56.00	13.13	N	OFF	19.7
4.294500	---	36.14	46.00	9.86	N	OFF	19.7
4.488000	42.93	---	56.00	13.07	N	OFF	19.8
4.488000	---	35.86	46.00	10.14	N	OFF	19.8
4.623000	41.78	---	56.00	14.22	N	OFF	19.8
4.623000	---	35.20	46.00	10.80	N	OFF	19.8
4.767000	41.40	---	56.00	14.60	N	OFF	19.8
4.767000	---	34.82	46.00	11.18	N	OFF	19.8
5.057250	41.69	---	60.00	18.31	N	OFF	19.8
5.057250	---	34.90	50.00	15.10	N	OFF	19.8
5.417250	42.17	---	60.00	17.83	N	OFF	19.8
5.417250	---	35.43	50.00	14.57	N	OFF	19.8
7.462500	40.26	---	60.00	19.74	N	OFF	19.9
7.462500	---	33.65	50.00	16.35	N	OFF	19.9
17.695500	36.72	---	60.00	23.28	N	OFF	20.6
17.695500	---	29.49	50.00	20.51	N	OFF	20.6



Appendix B. Radiated Emission Test Result

Test Engineer :	Eric Jeng	Temperature :	25~27°C
		Relative Humidity :	51~54%
Test Distance :	3m	Polarization :	Horizontal
Remark :	#2 is FM fundamental signal which can be ignored.		

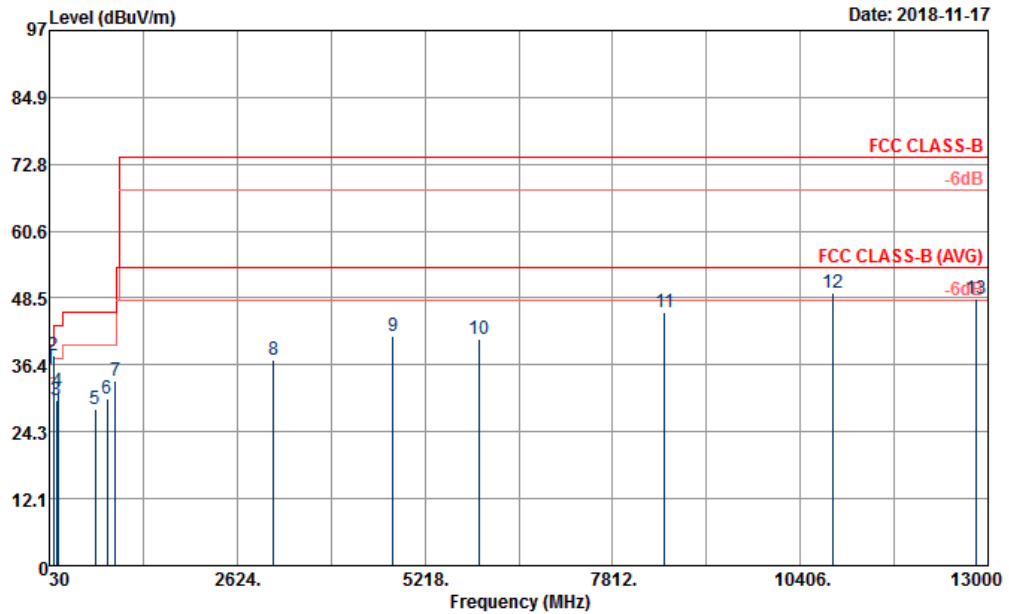


Site : 03CH06-HY
 Condition : FCC CLASS-B 3m 9120D_1156_180824 HORIZONTAL
 Project : 892624
 Power : 120Vac/60Hz
 Memo : Mode 1

	Freq	Level	Over Limit	Limit Line	ReadAntenna	Cable	Preamp	A/Pos	T/Pos	Remark	
	MHz	dBuV/m	dB	dBuV/m	dBuV	dB/m	dB	dB	cm	deg	
1	40.53	22.86	-17.14	40.00	35.47	18.34	0.81	31.76	---	---	Peak
2	88.05	37.82			54.09	14.22	1.25	31.74	---	---	Peak
3	98.31	31.07	-12.43	43.50	46.06	15.43	1.31	31.73	100	65	Peak
4	144.75	27.35	-16.15	43.50	40.30	17.19	1.58	31.72	---	---	Peak
5	596.10	26.08	-19.92	46.00	29.32	25.43	3.26	31.93	---	---	Peak
6	785.10	28.71	-17.29	46.00	28.97	27.80	3.84	31.90	---	---	Peak
7	938.40	32.43	-13.57	46.00	29.14	30.26	4.14	31.11	---	---	Peak
8	2210.00	33.10	-40.90	74.00	59.19	28.20	6.81	61.10	---	---	Peak
9	4100.00	35.84	-38.16	74.00	58.01	29.70	9.52	61.39	---	---	Peak
10	5935.00	39.79	-34.21	74.00	53.54	32.53	11.80	58.08	---	---	Peak
11	8156.00	45.41	-28.59	74.00	51.79	37.20	14.07	57.65	---	---	Peak
12	10550.00	47.55	-26.45	74.00	48.90	40.00	16.16	57.51	---	---	Peak
13	12909.00	48.29	-25.71	74.00	48.87	39.20	19.04	58.82	100	32	Peak



Test Engineer :	Eric Jeng	Temperature :	25~27°C
		Relative Humidity :	51~54%
Test Distance :	3m	Polarization :	Vertical
Remark :	#2 is FM fundamental signal which can be ignored.		



Site : 03CH06-HY
 Condition : FCC CLASS-B 3m 9120D_1156_180824 VERTICAL
 Project : 892624
 Power : 120Vac/60Hz
 Memo : Mode 1

	Freq	Level	Over Limit	Limit Line	ReadAntenna Level	Cable Factor	Preamp Loss	A/Pos	T/Pos	Remark	
	MHz	dBuV/m	dB	dBuV/m	dBuV	dB/m	dB	dB	cm	deg	
1	39.99	35.58	-4.42	40.00	47.71	18.84	0.79	31.76	100	57 Peak	
2	88.05	37.99			54.26	14.22	1.25	31.74	---	---	Peak
3	130.71	29.86	-13.64	43.50	42.68	17.38	1.52	31.72	---	---	Peak
4	150.96	31.56	-11.94	43.50	44.83	16.83	1.62	31.72	---	---	Peak
5	666.80	28.26	-17.74	46.00	30.53	26.18	3.53	31.98	---	---	Peak
6	825.00	30.22	-15.78	46.00	29.29	28.74	3.96	31.77	---	---	Peak
7	942.60	33.37	-12.63	46.00	29.93	30.37	4.13	31.06	---	---	Peak
8	3130.00	37.32	-36.68	74.00	61.53	28.85	8.39	61.45	---	---	Peak
9	4780.00	41.49	-32.51	74.00	59.18	31.00	10.59	59.28	---	---	Peak
10	5970.00	41.09	-32.91	74.00	54.89	32.57	11.78	58.15	---	---	Peak
11	8534.00	45.81	-28.19	74.00	51.40	37.13	14.61	57.33	---	---	Peak
12	10865.00	49.43	-24.57	74.00	49.20	40.37	16.64	56.78	100	0 Peak	
13	12839.00	48.45	-25.55	74.00	49.07	39.13	19.00	58.75	---	---	Peak