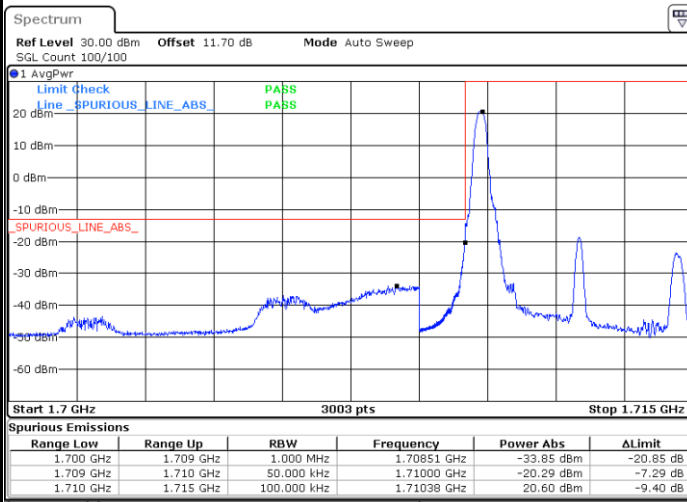




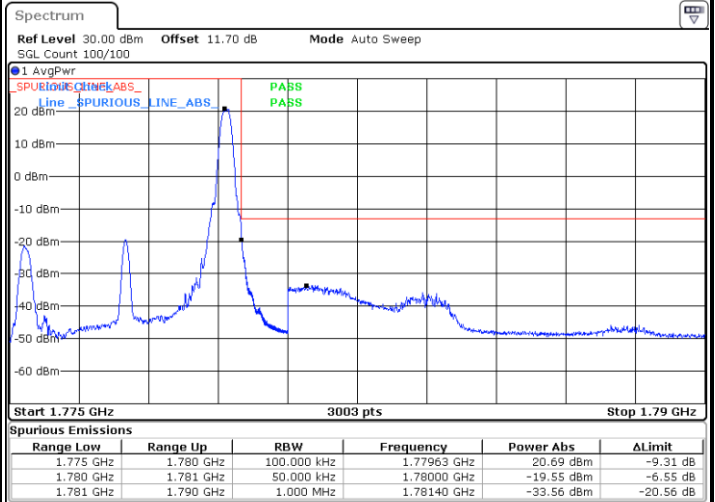
LTE Band 66 / 5MHz / QPSK

Lowest Band Edge / 1 RB



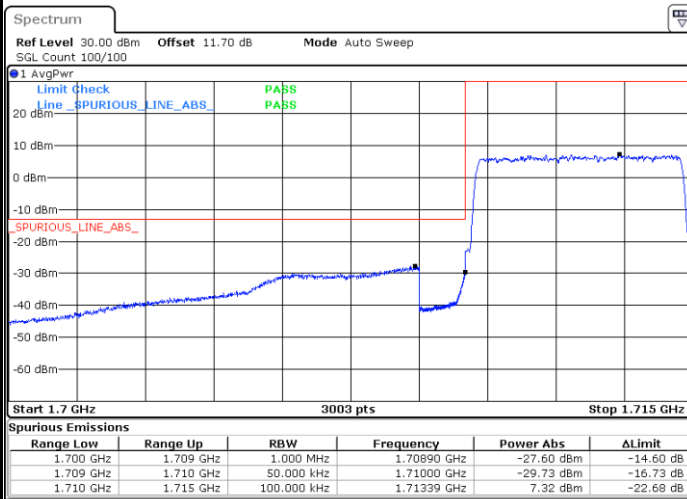
Date: 7.JAN.2018 11:58:59

Highest Band Edge / 1 RB



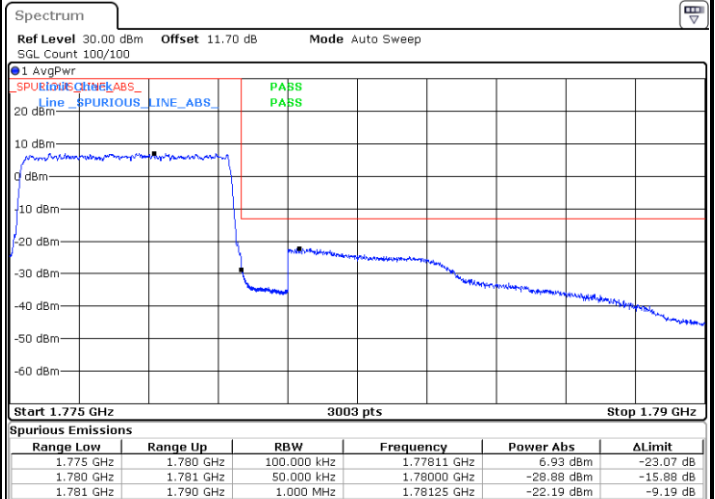
Date: 7.JAN.2018 12:08:32

Lowest Band Edge / Full RB



Date: 7.JAN.2018 12:01:16

Highest Band Edge / Full RB

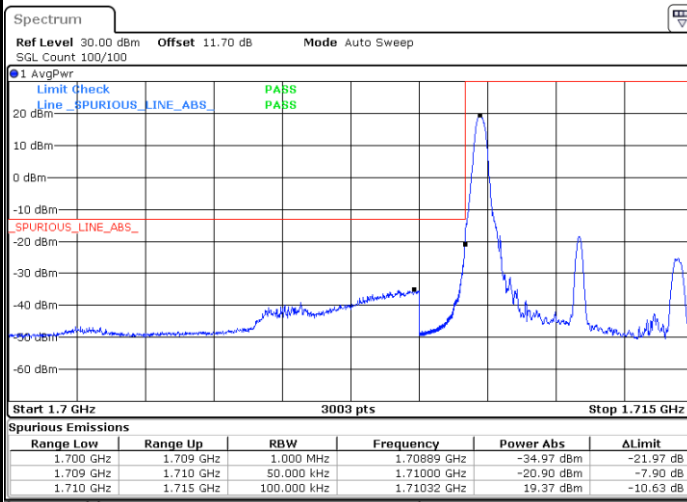


Date: 7.JAN.2018 12:10:50



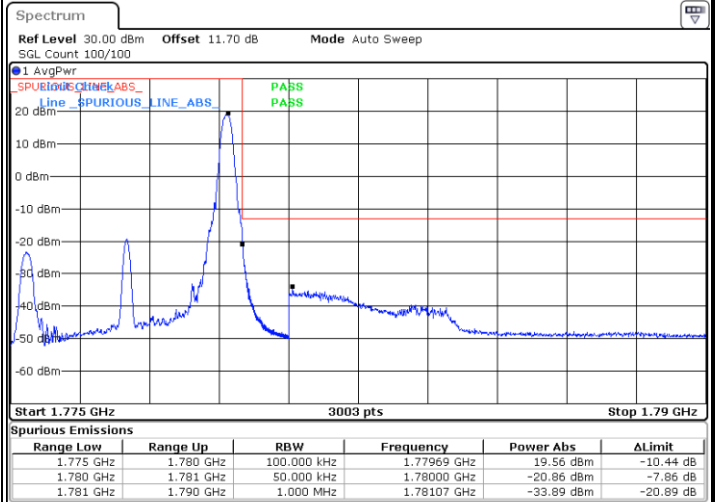
LTE Band 66 / 5MHz / 16QAM

Lowest Band Edge / 1RB



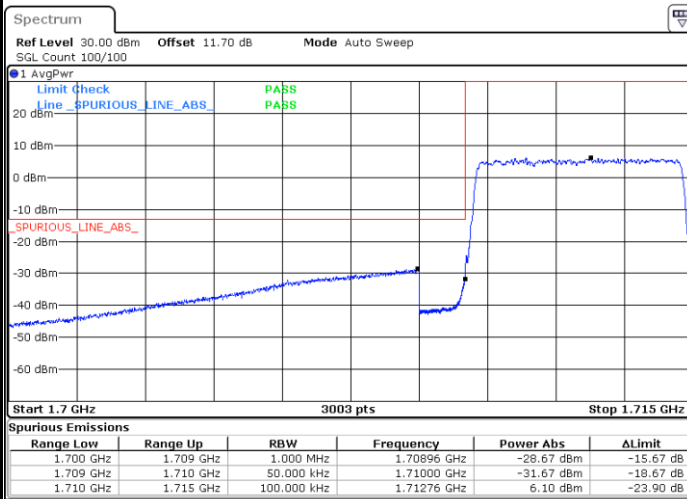
Date: 7.JAN.2018 12:00:08

Highest Band Edge / 1 RB



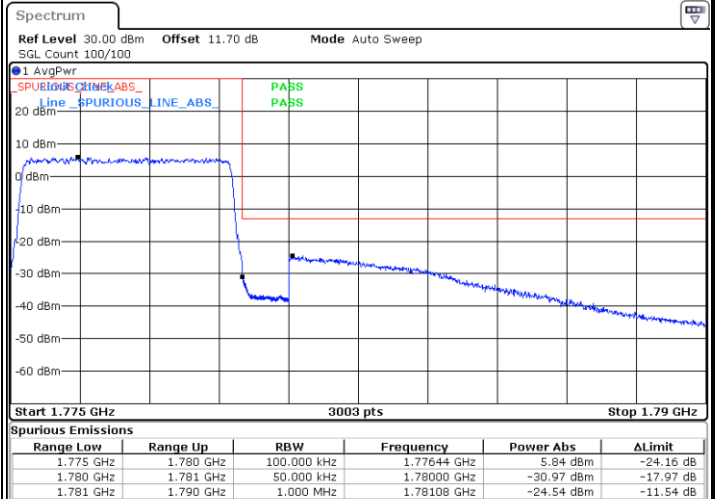
Date: 7.JAN.2018 12:09:41

Lowest Band Edge / Full RB



Date: 7.JAN.2018 12:02:25

Highest Band Edge / Full RB

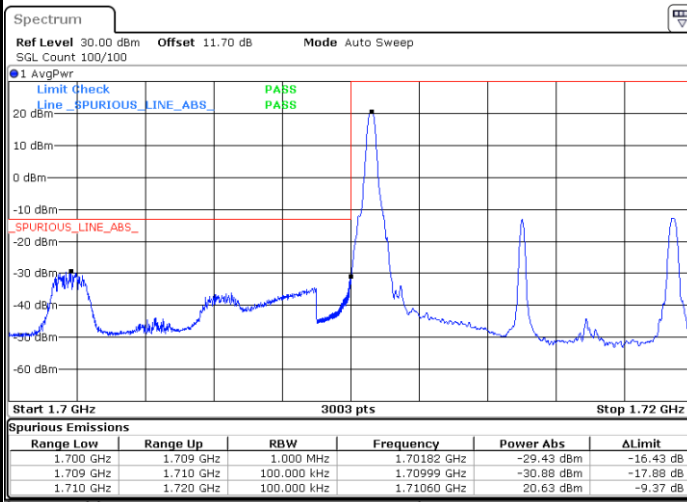


Date: 7.JAN.2018 12:11:58



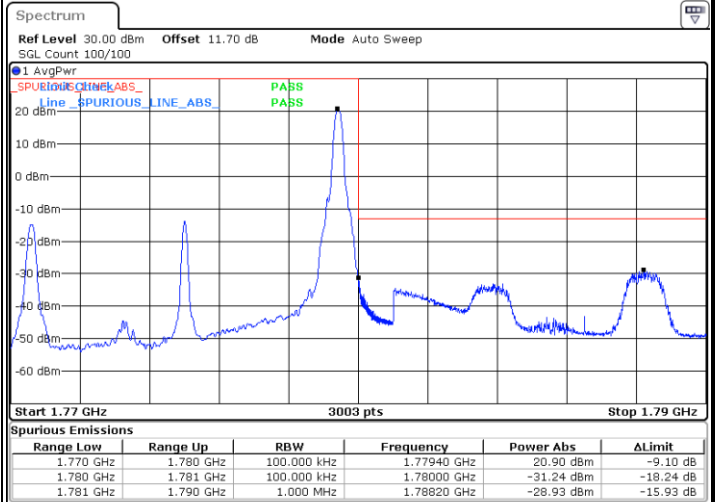
LTE Band 66 / 10MHz / QPSK

Lowest Band Edge / 1 RB



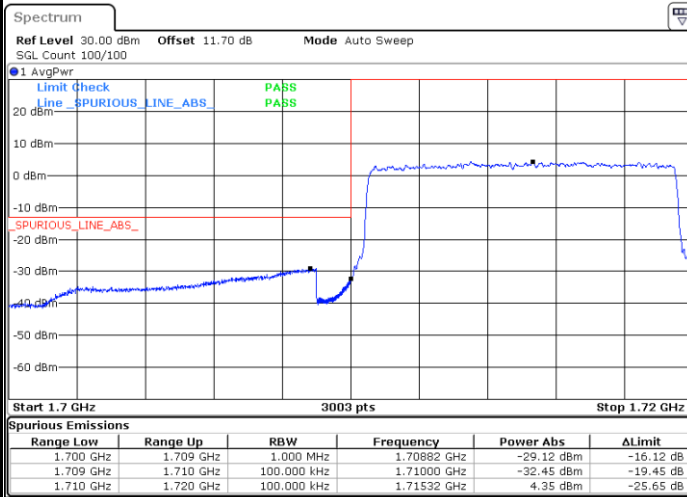
Date: 7.JAN.2018 12:15:36

Highest Band Edge / 1 RB



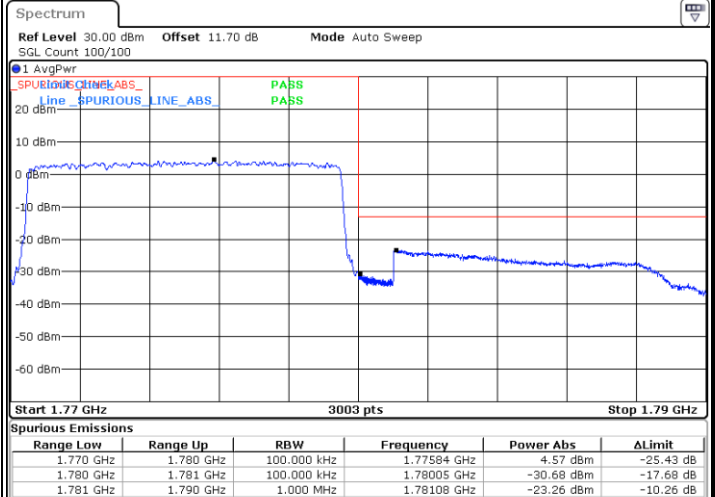
Date: 7.JAN.2018 12:25:09

Lowest Band Edge / Full RB



Date: 7.JAN.2018 12:17:53

Highest Band Edge / Full RB

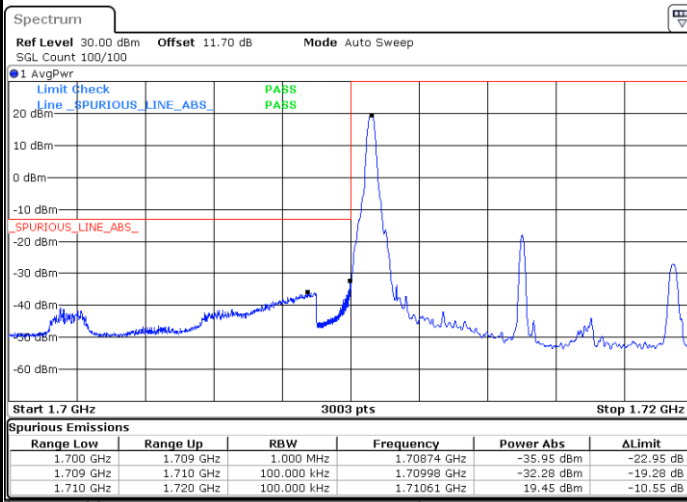


Date: 7.JAN.2018 12:27:26



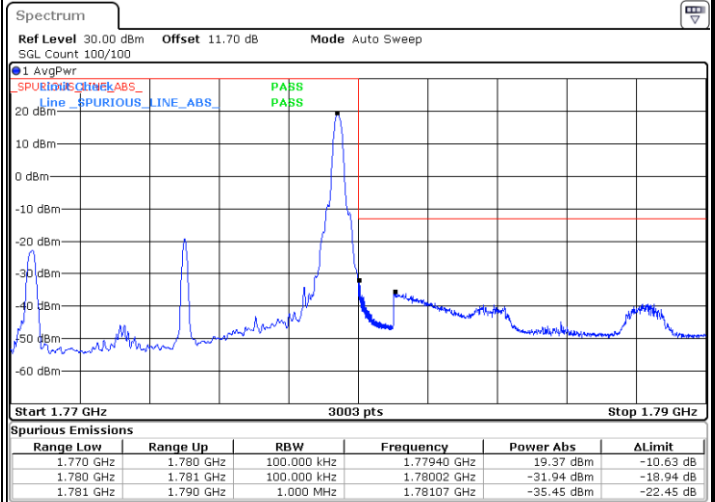
LTE Band 66 / 10MHz / 16QAM

Lowest Band Edge / 1 RB



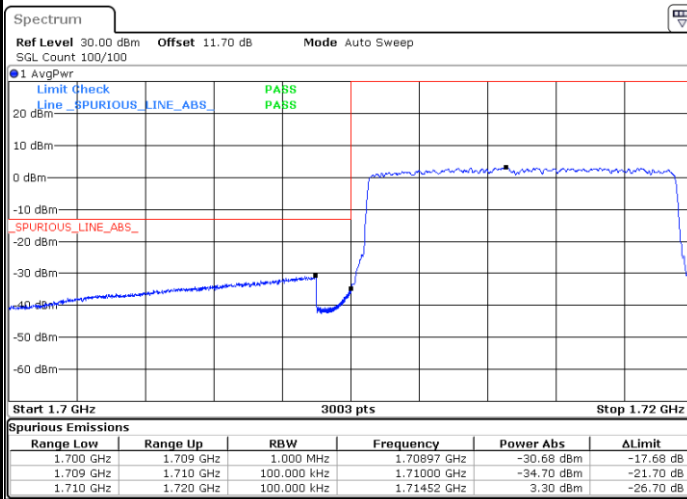
Date: 7.JAN.2018 12:16:45

Highest Band Edge / 1 RB



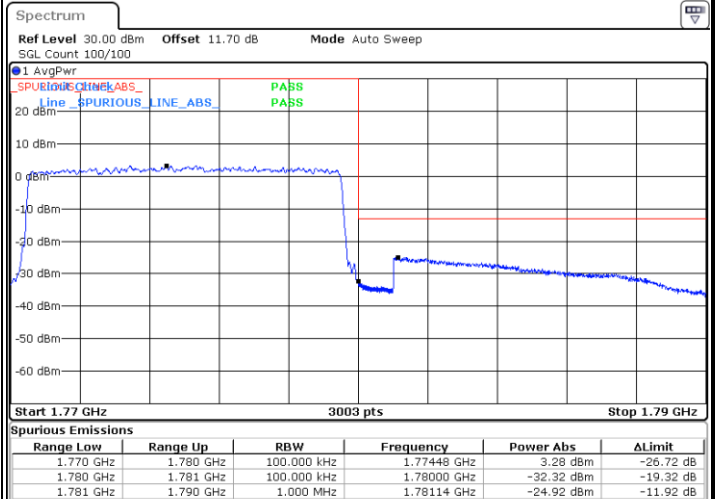
Date: 7.JAN.2018 12:26:18

Lowest Band Edge / Full RB



Date: 7.JAN.2018 12:19:02

Highest Band Edge / Full RB

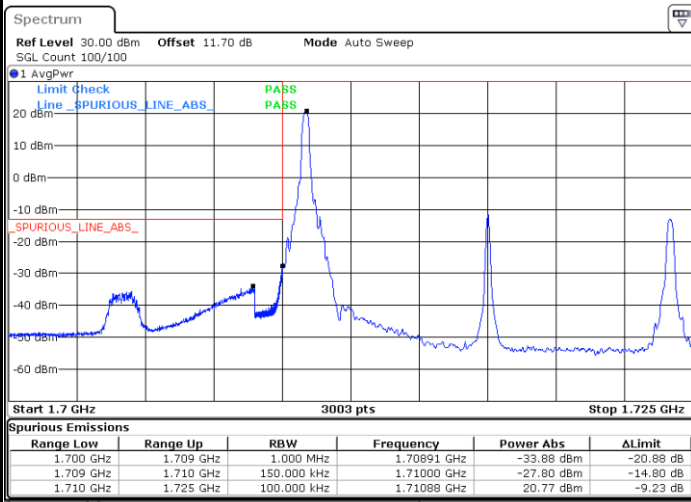


Date: 7.JAN.2018 12:28:35



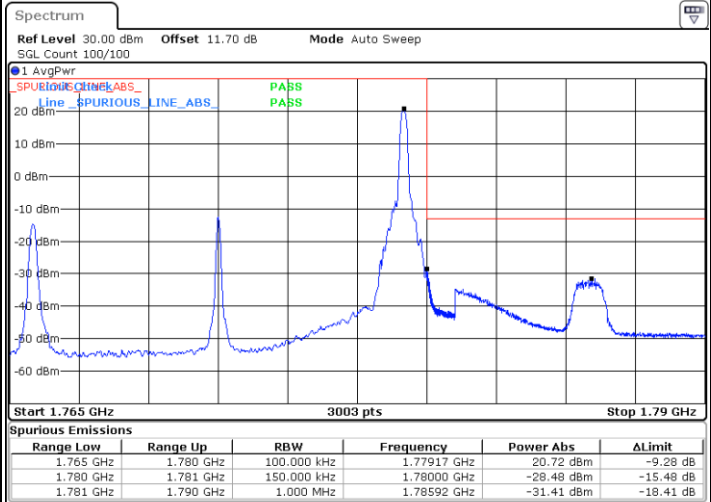
LTE Band 66 / 15MHz / QPSK

Lowest Band Edge / 1 RB



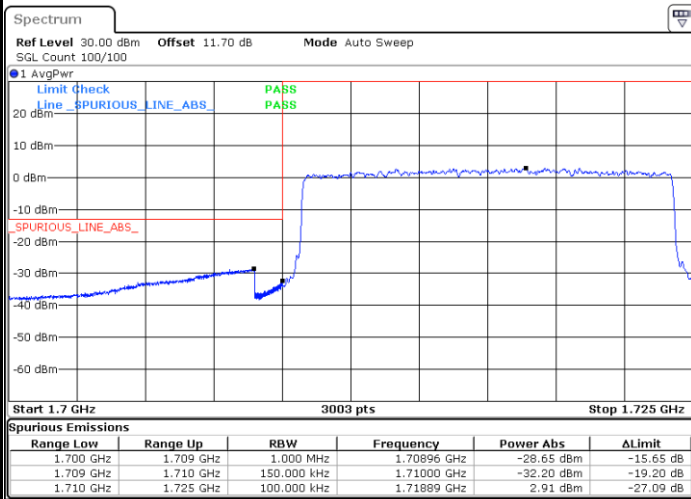
Date: 7.JAN.2018 12:32:13

Highest Band Edge / 1 RB



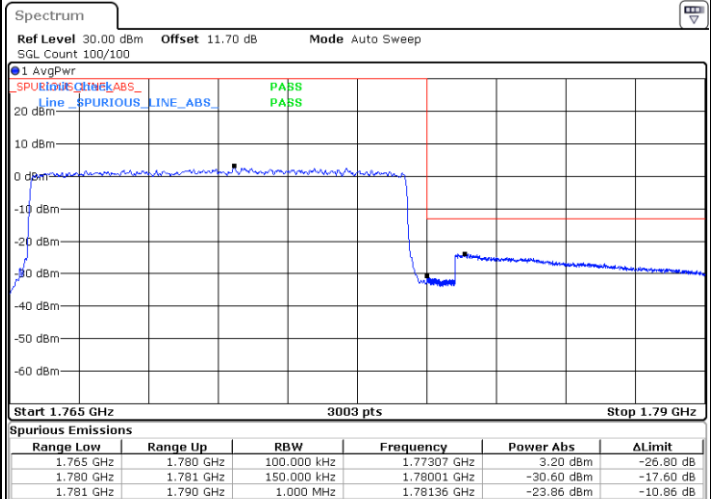
Date: 7.JAN.2018 12:41:46

Lowest Band Edge / Full RB



Date: 7.JAN.2018 12:34:30

Highest Band Edge / Full RB

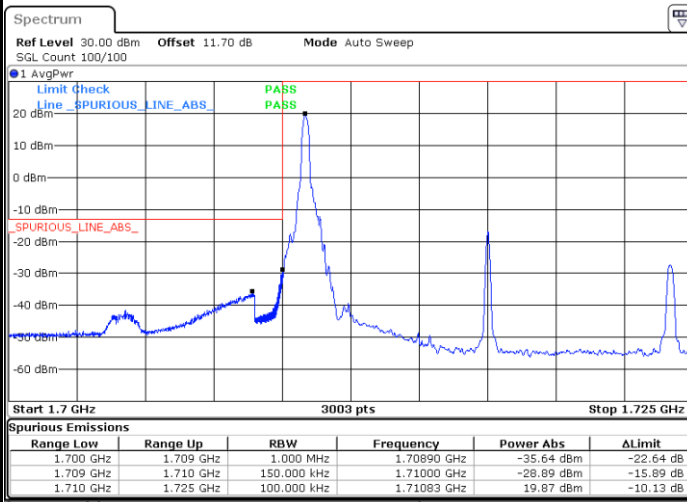


Date: 7.JAN.2018 12:44:03



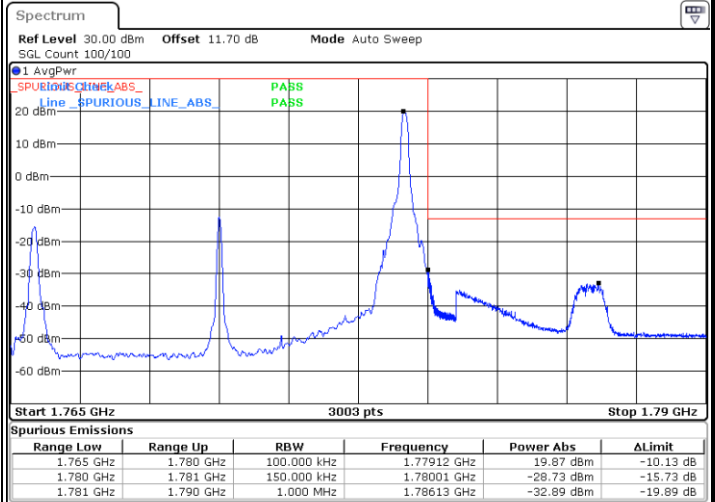
LTE Band 66 / 15MHz / 16QAM

Lowest Band Edge / 1 RB



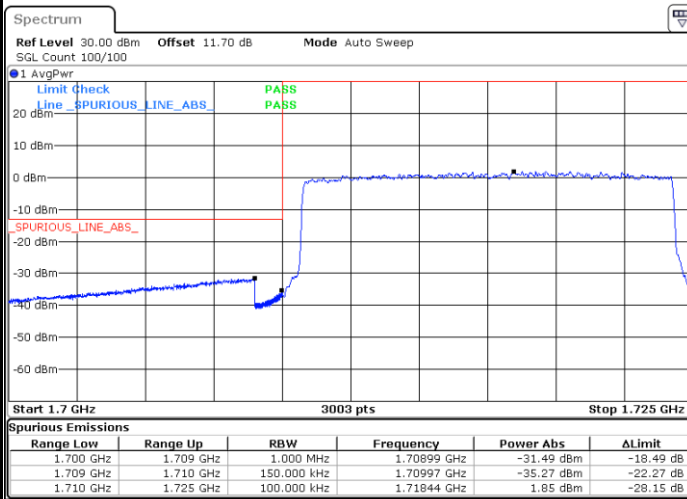
Date: 7 JAN 2018 12:33:22

Highest Band Edge / 1 RB



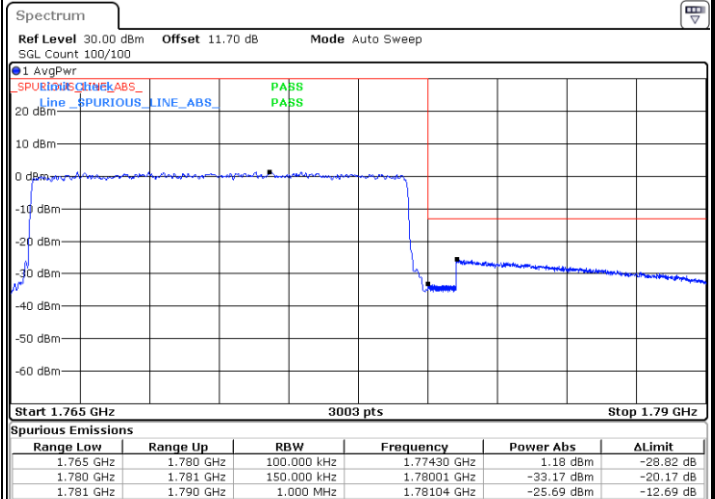
Date: 7 JAN 2018 12:42:55

Lowest Band Edge / Full RB



Date: 7 JAN 2018 12:35:39

Highest Band Edge / Full RB

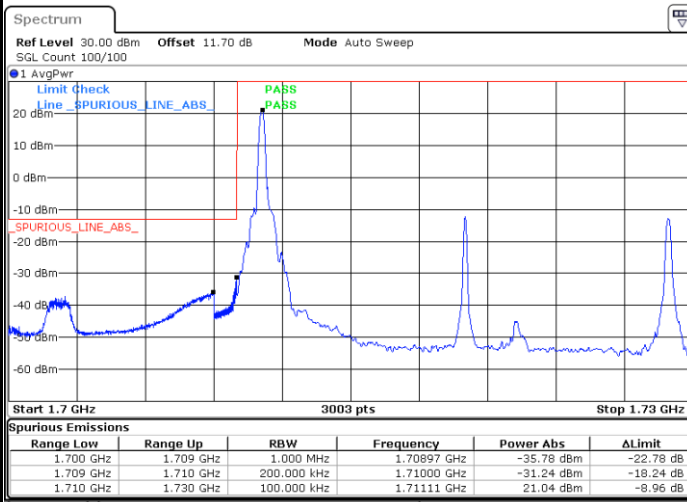


Date: 7 JAN 2018 12:45:12



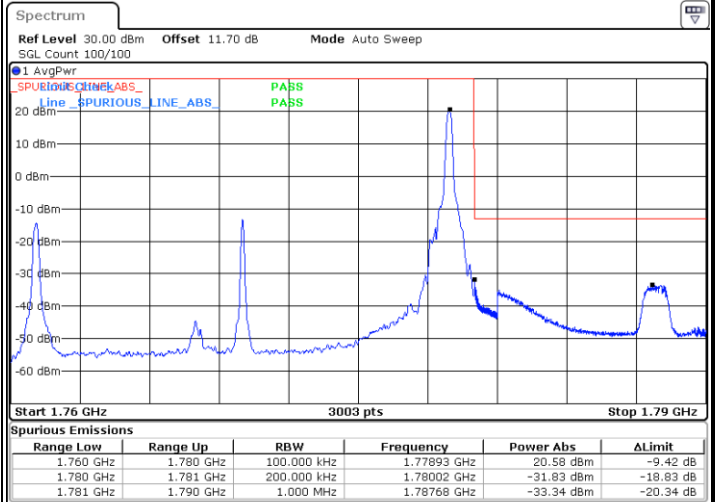
LTE Band 66 / 20MHz / QPSK

Lowest Band Edge / 1 RB



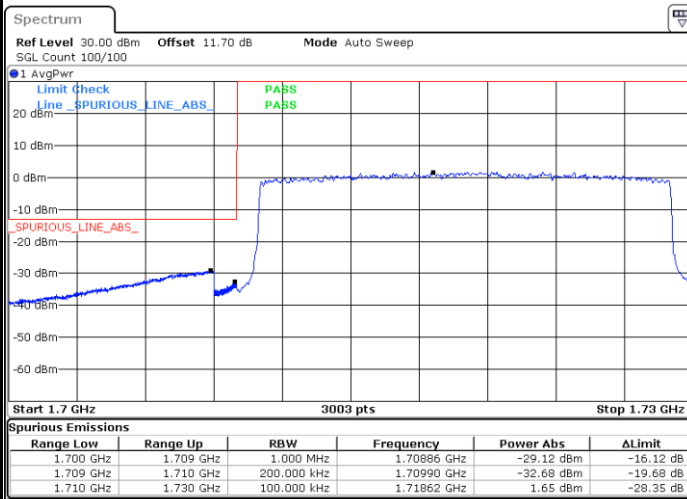
Date: 7.JAN.2018 13:03:04

Highest Band Edge / 1 RB



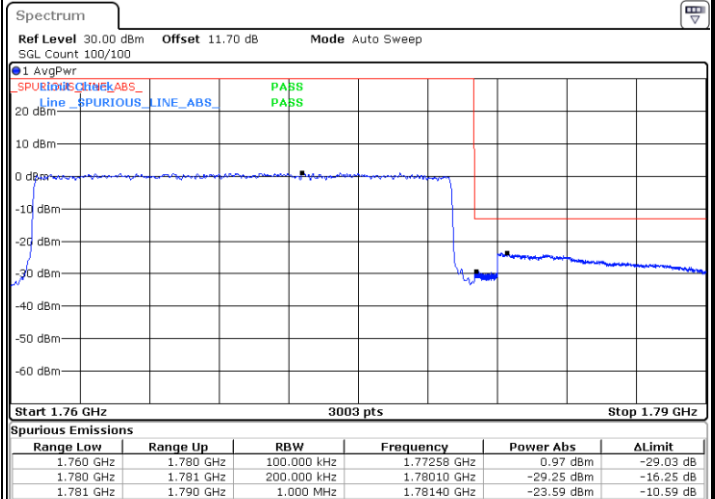
Date: 7.JAN.2018 13:12:37

Lowest Band Edge / Full RB



Date: 7.JAN.2018 13:05:21

Highest Band Edge / Full RB

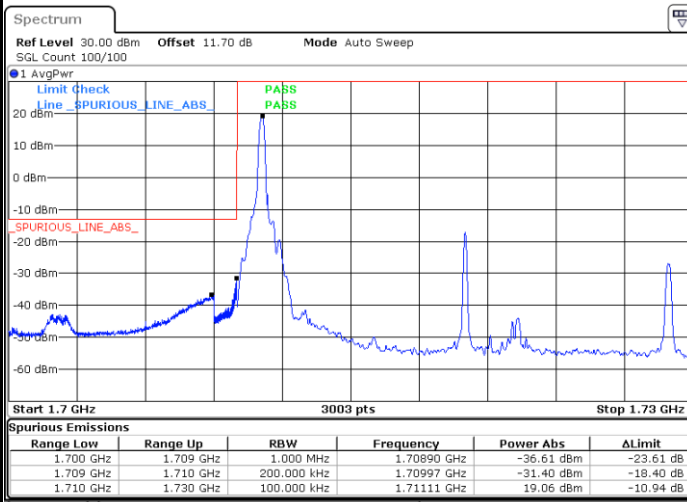


Date: 7.JAN.2018 13:14:55



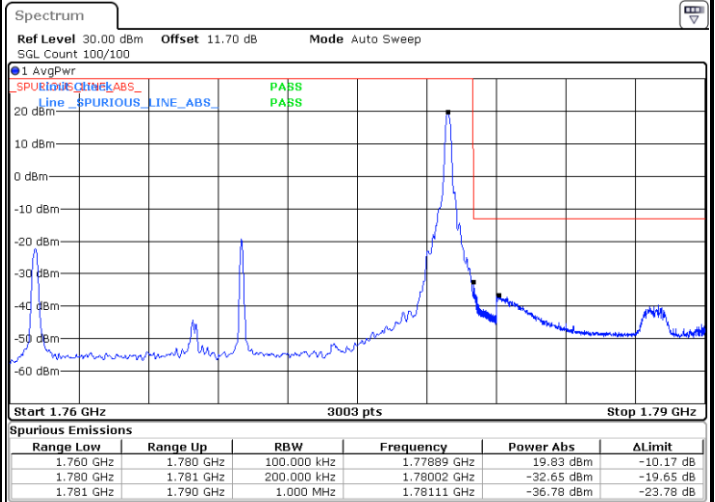
LTE Band 66 / 20MHz / 16QAM

Lowest Band Edge / 1 RB



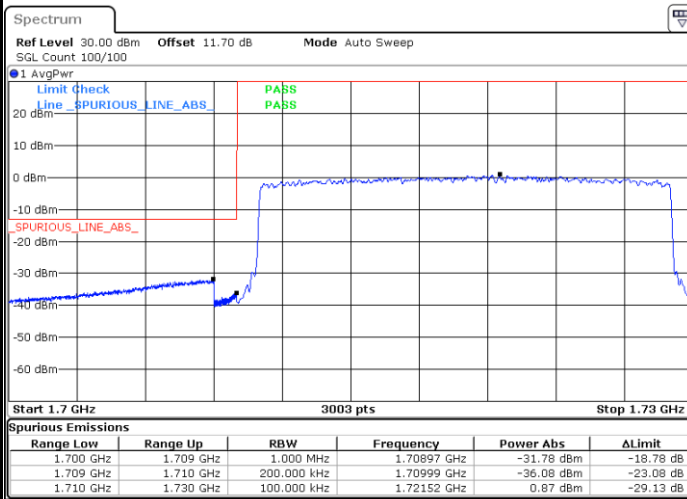
Date: 7.JAN.2018 13:04:13

Highest Band Edge / 1 RB



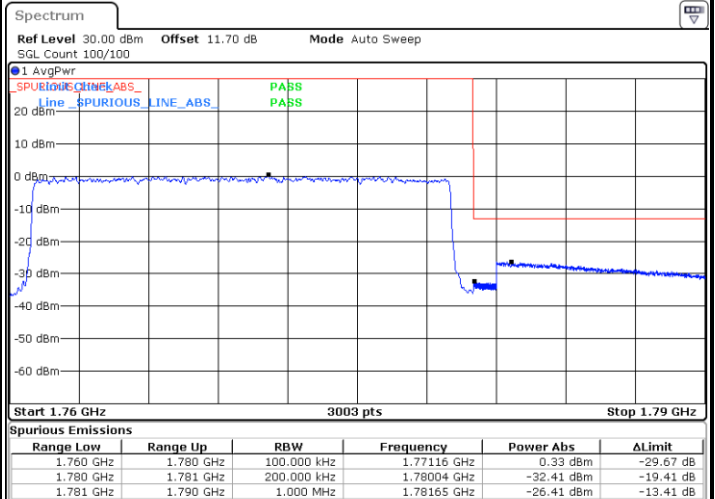
Date: 7.JAN.2018 13:13:46

Lowest Band Edge / Full RB



Date: 7.JAN.2018 13:06:30

Highest Band Edge / Full RB



Date: 7.JAN.2018 13:16:03





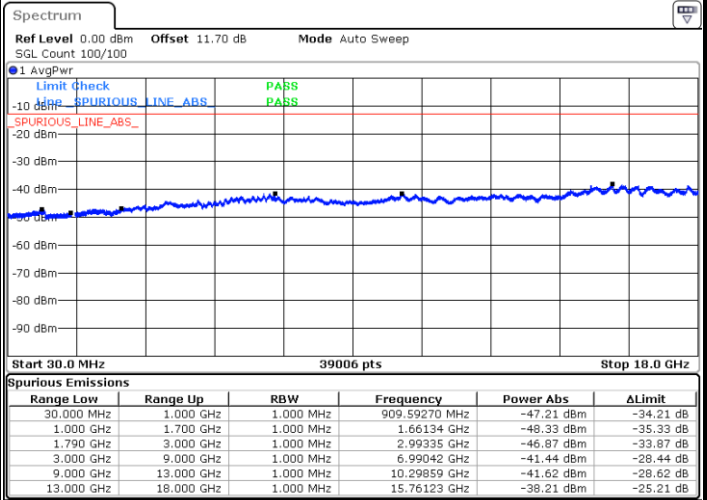
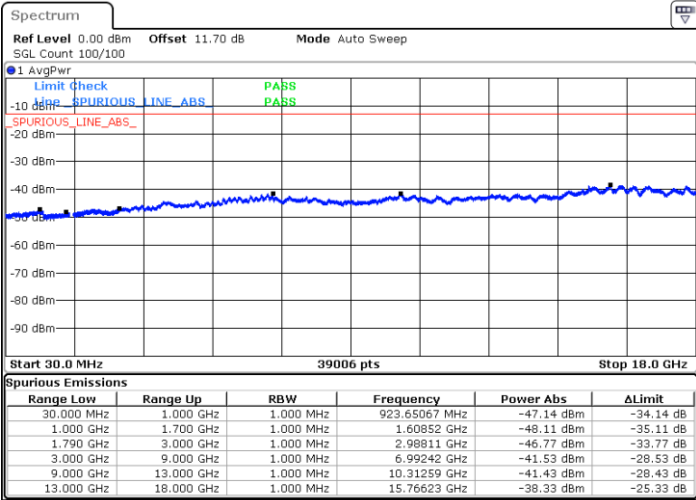
**Conducted Spurious Emission**



LTE Band 66 / 1.4MHz

Lowest Channel / QPSK

Lowest Channel / 16QAM

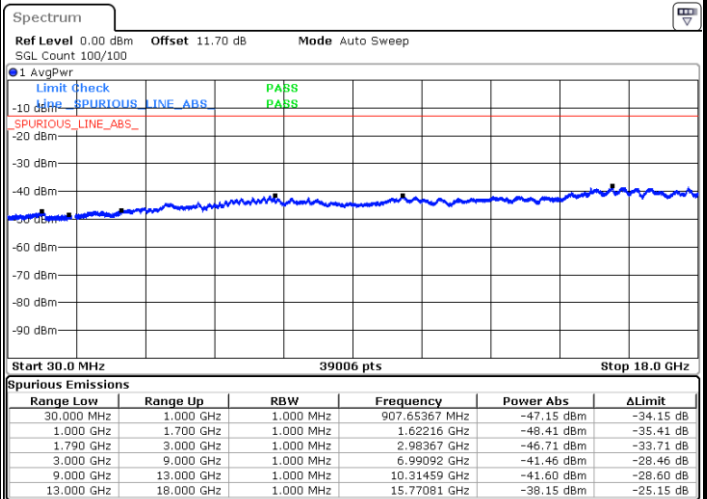
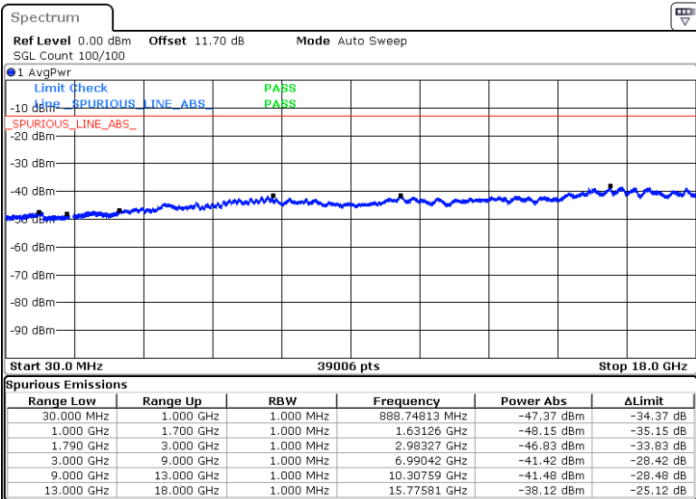


Date: 7. JAN 2018 13:25:24

Date: 7. JAN 2018 13:26:19

Middle Channel / QPSK

Middle Channel / 16QAM



Date: 7. JAN 2018 13:27:54

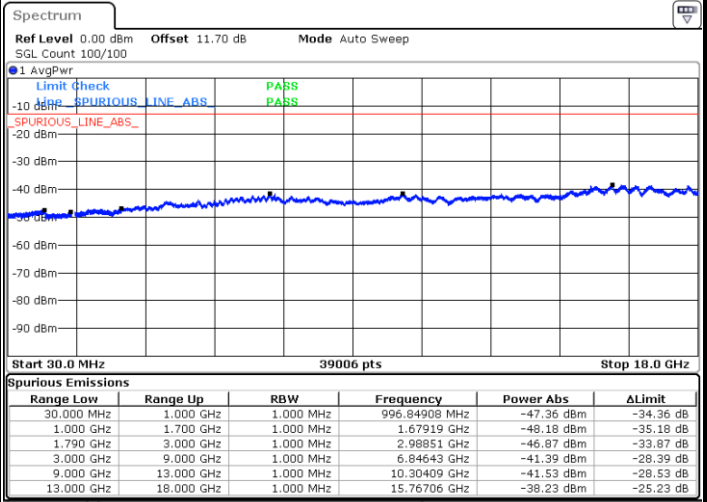
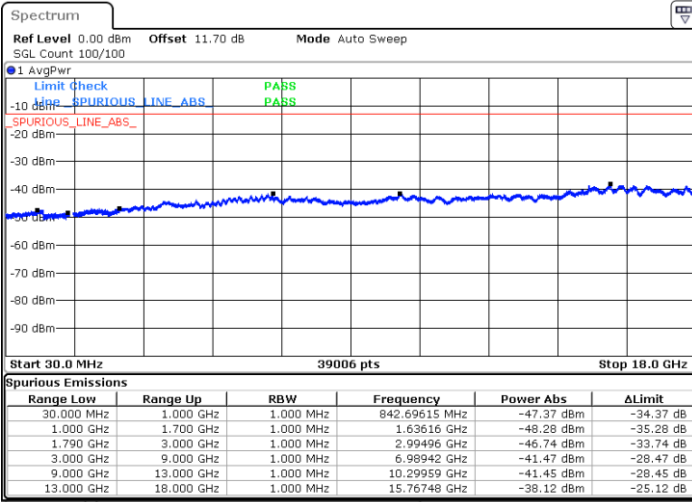
Date: 7. JAN 2018 13:28:48



LTE Band 66 / 1.4MHz

Highest Channel / QPSK

Highest Channel / 16QAM



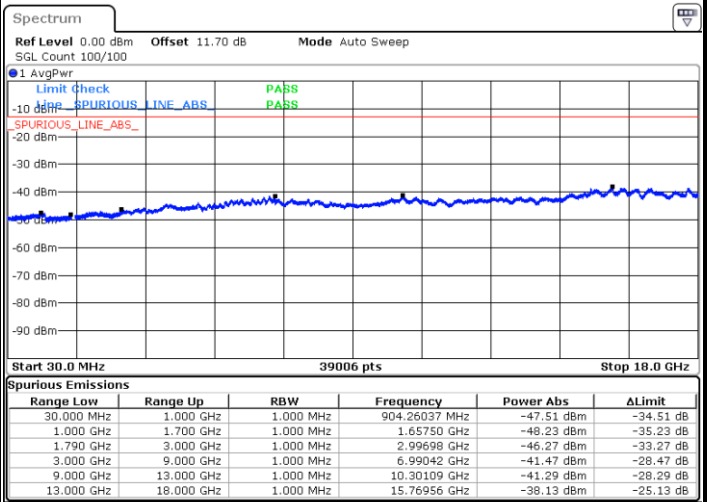
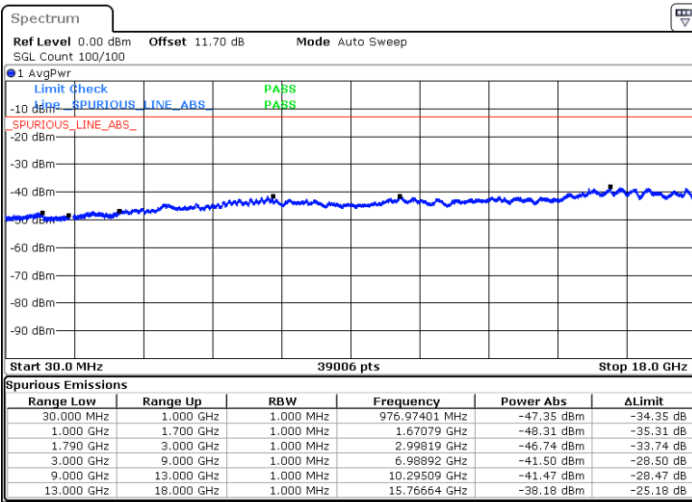
Date: 7.JAN 2018 13:35:25

Date: 7.JAN 2018 13:36:19

LTE Band 66 / 3MHz

Lowest Channel / QPSK

Lowest Channel / 16QAM



Date: 7.JAN 2018 11:46:42

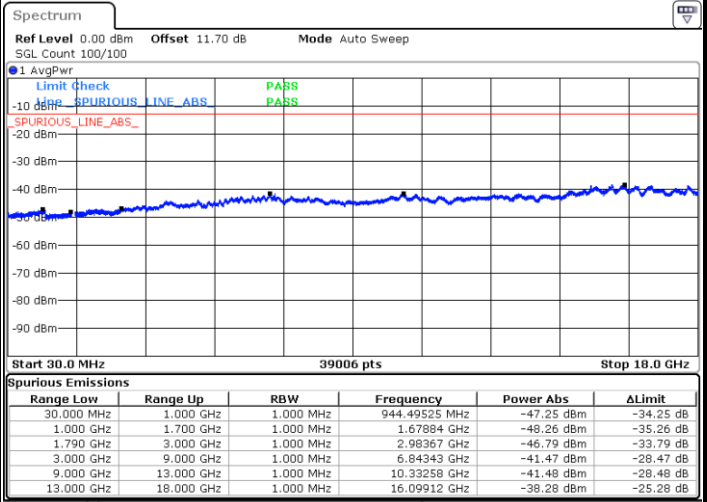
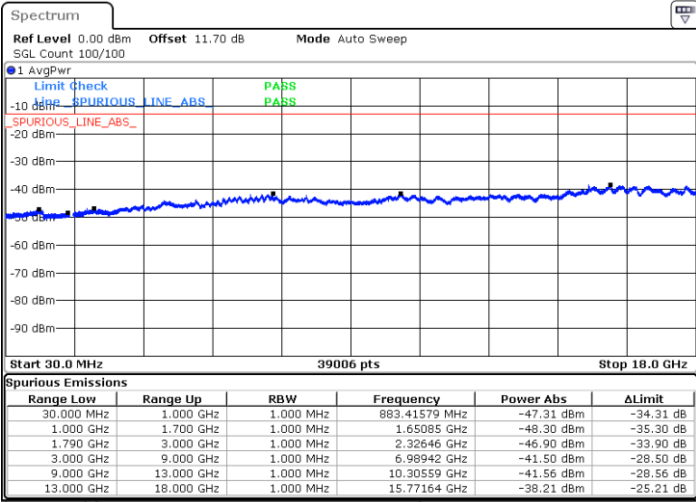
Date: 7.JAN 2018 11:47:36



LTE Band 66 / 3MHz

Middle Channel / QPSK

Middle Channel / 16QAM

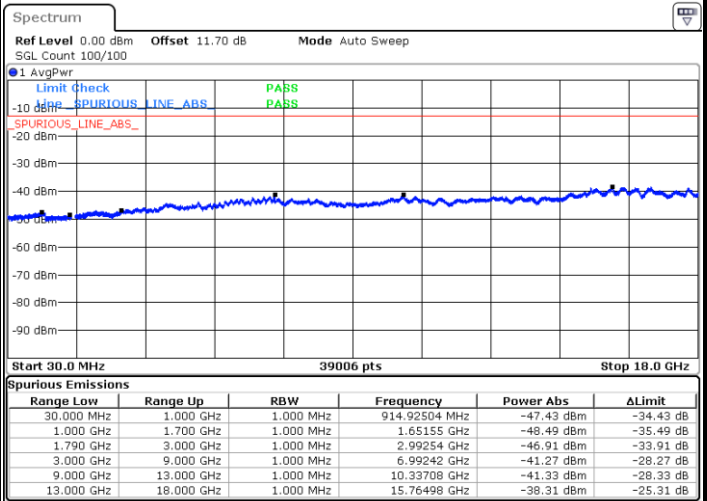
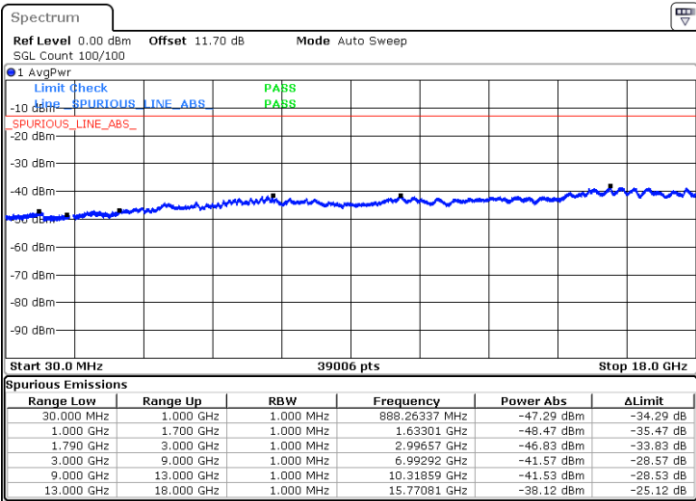


Date: 7. JAN 2018 11:49:11

Date: 7. JAN 2018 11:50:06

Highest Channel / QPSK

Highest Channel / 16QAM



Date: 7. JAN 2018 11:56:15

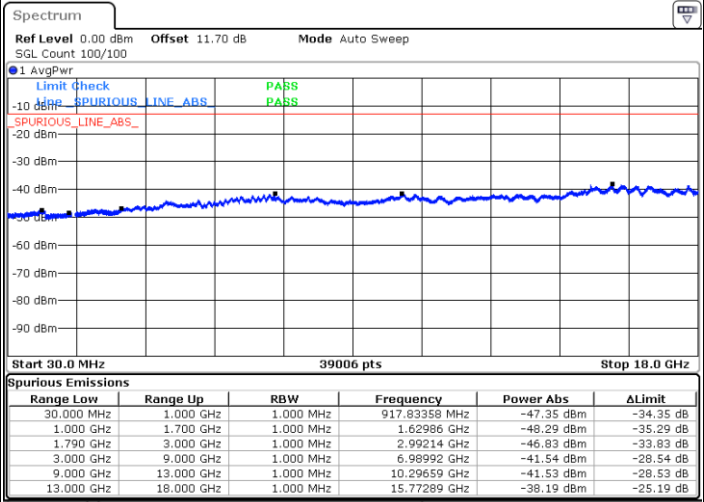
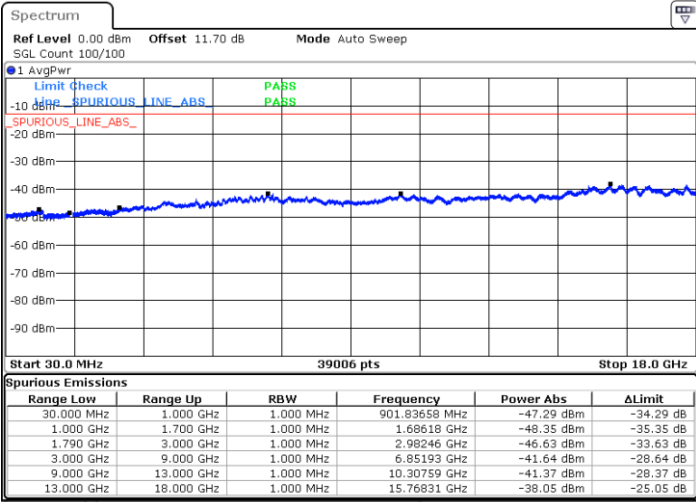
Date: 7. JAN 2018 11:57:10



LTE Band 66 / 5MHz

Lowest Channel / QPSK

Lowest Channel / 16QAM

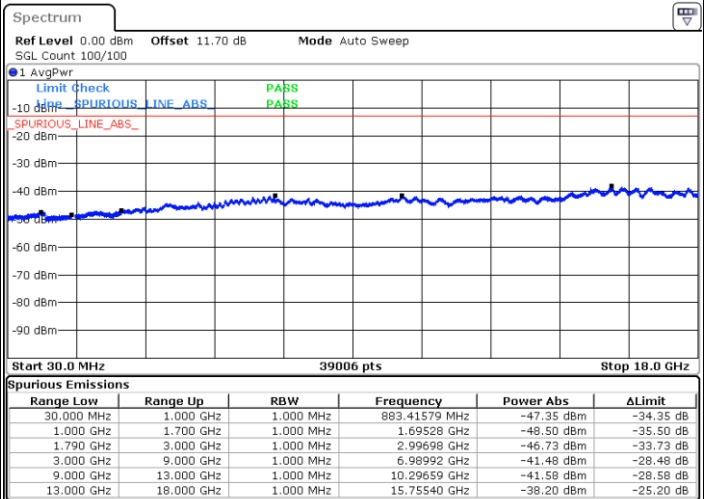
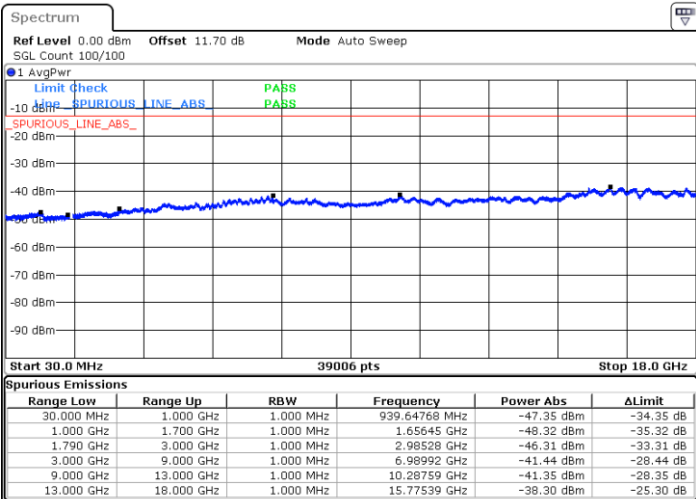


Date: 7.JAN 2018 12:03:19

Date: 7.JAN 2018 12:04:14

Middle Channel / QPSK

Middle Channel / 16QAM



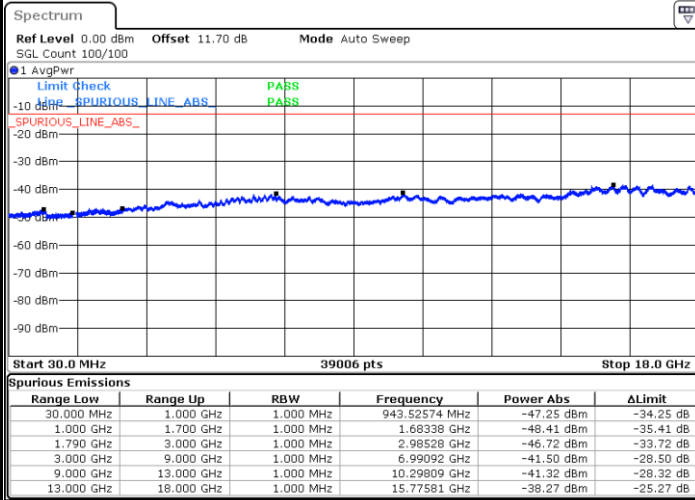
Date: 7.JAN 2018 12:05:49

Date: 7.JAN 2018 12:06:43



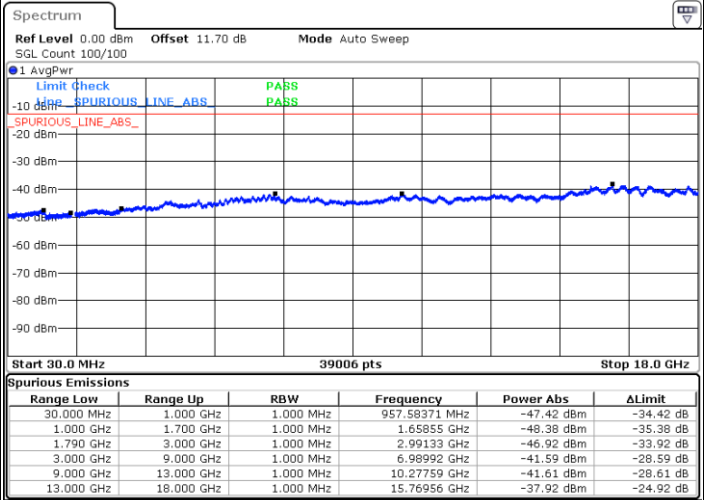
LTE Band 66 / 5MHz

Highest Channel / QPSK



Date: 7.JAN 2018 12:12:52

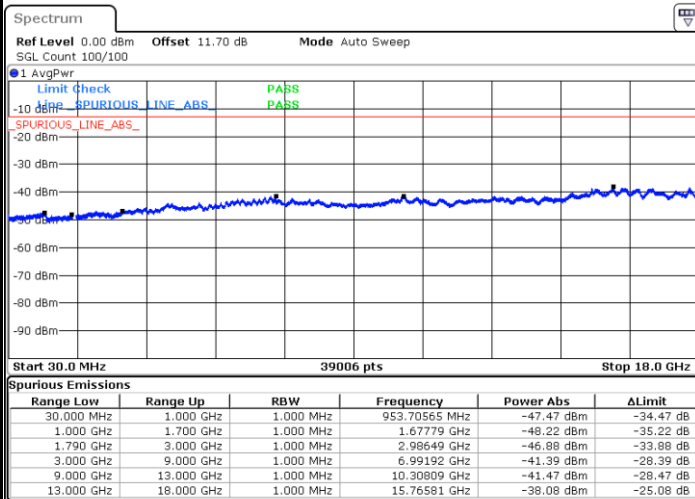
Highest Channel / 16QAM



Date: 7.JAN 2018 12:13:47

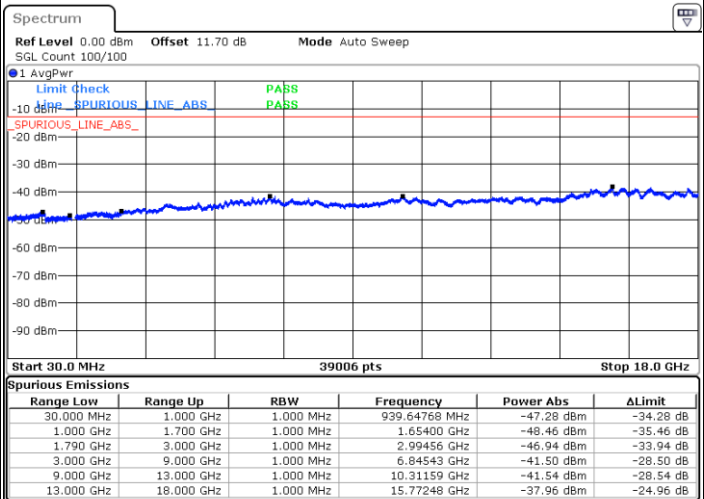
LTE Band 66 / 10MHz

Lowest Channel / QPSK



Date: 7.JAN 2018 12:19:56

Lowest Channel / 16QAM



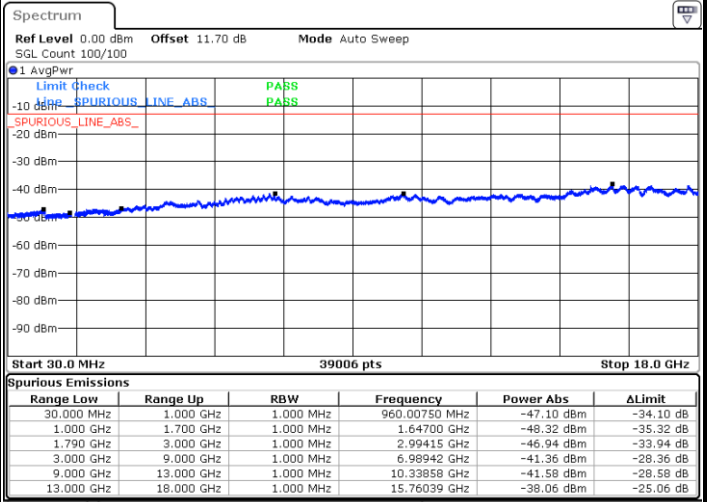
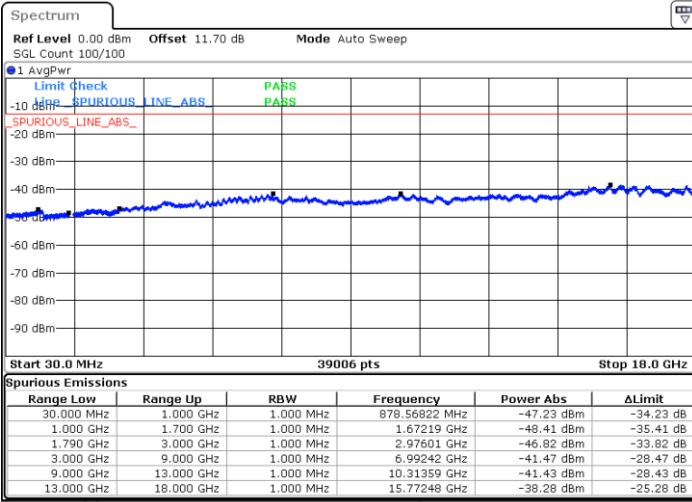
Date: 7.JAN 2018 12:20:51



LTE Band 66 / 10MHz

Middle Channel / QPSK

Middle Channel / 16QAM

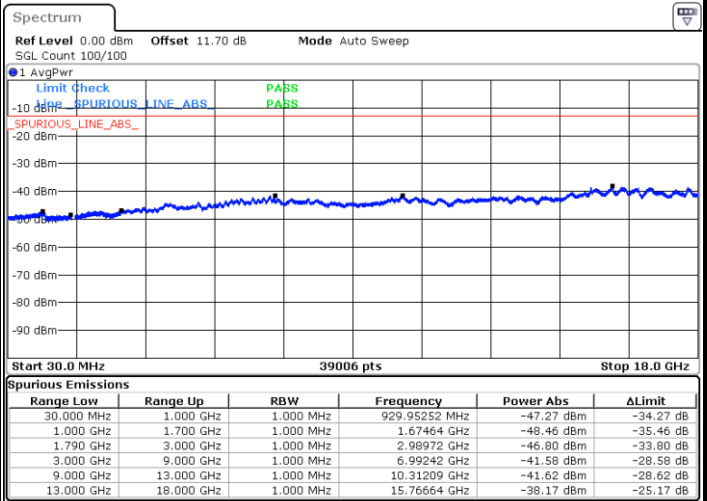
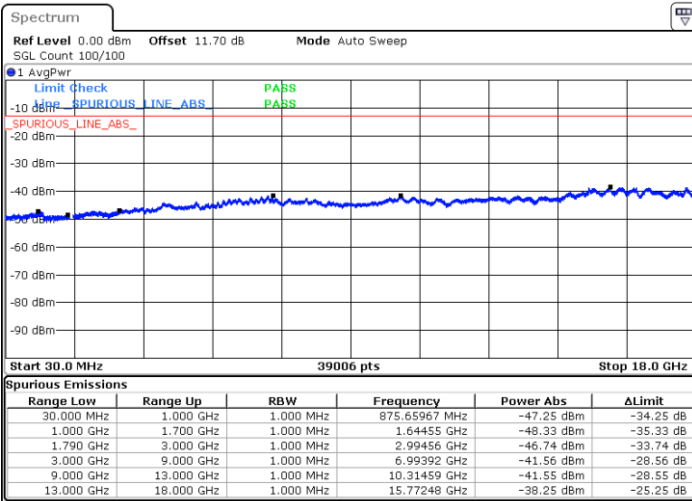


Date: 7. JAN 2018 12:22:25

Date: 7. JAN 2018 12:23:20

Highest Channel / QPSK

Highest Channel / 16QAM



Date: 7. JAN 2018 12:29:29

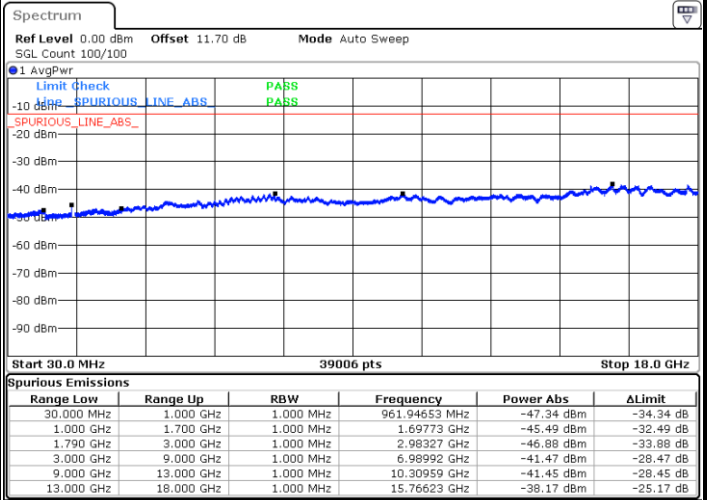
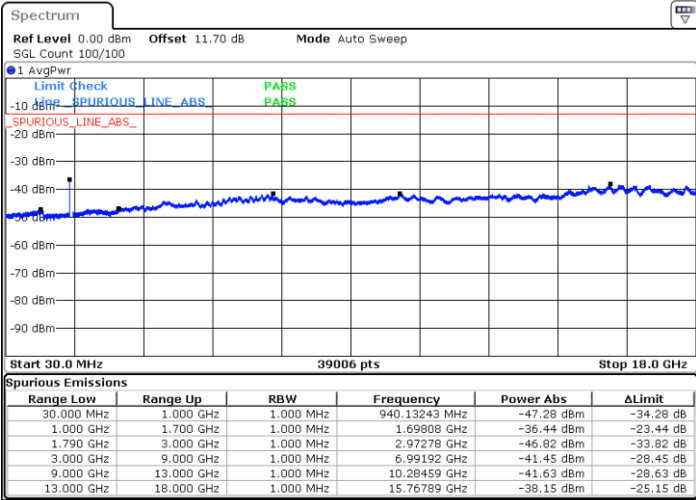
Date: 7. JAN 2018 12:30:24



LTE Band 66 / 15MHz

Lowest Channel / QPSK

Lowest Channel / 16QAM

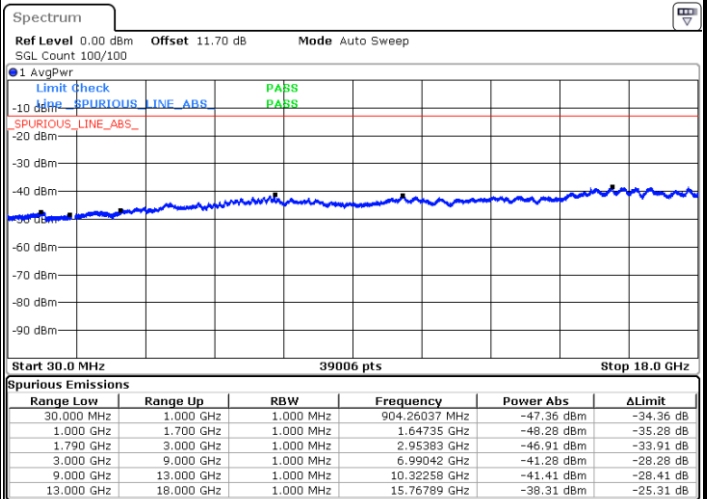
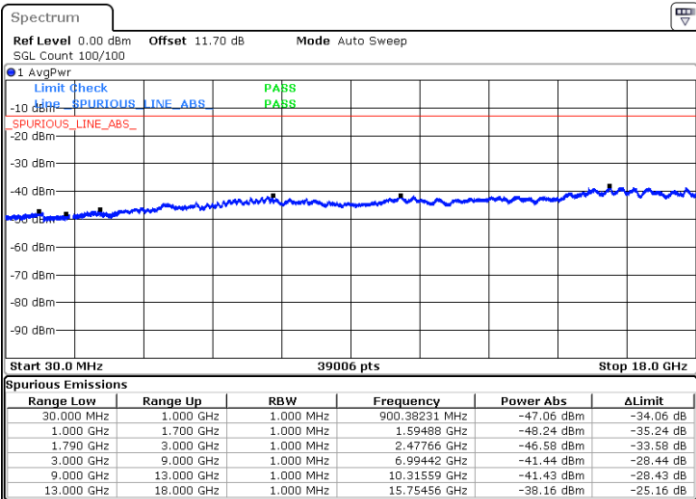


Date: 7. JAN 2018 12:36:33

Date: 7. JAN 2018 12:37:28

Middle Channel / QPSK

Middle Channel / 16QAM



Date: 7. JAN 2018 12:39:03

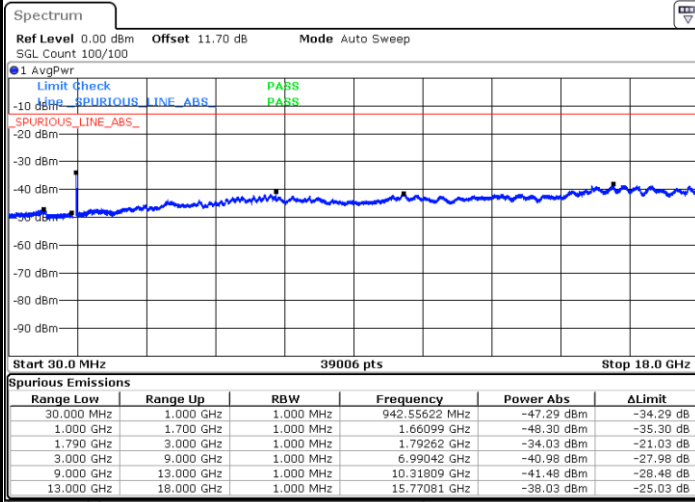
Date: 7. JAN 2018 12:39:57





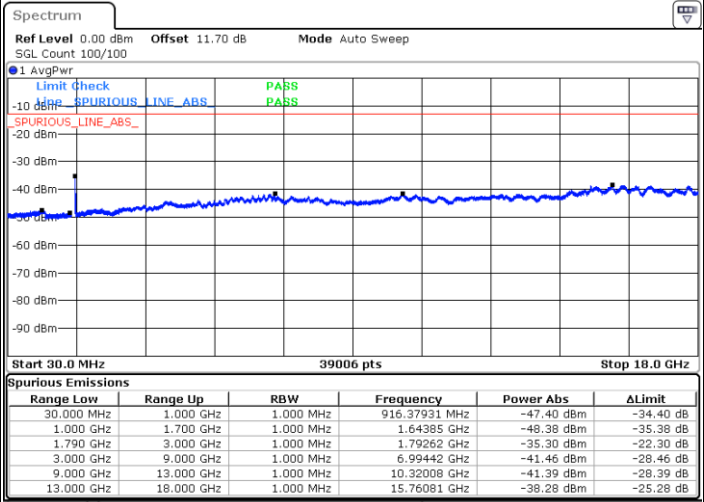
LTE Band 66 / 15MHz

Highest Channel / QPSK



Date: 7.JAN.2018 12:46:06

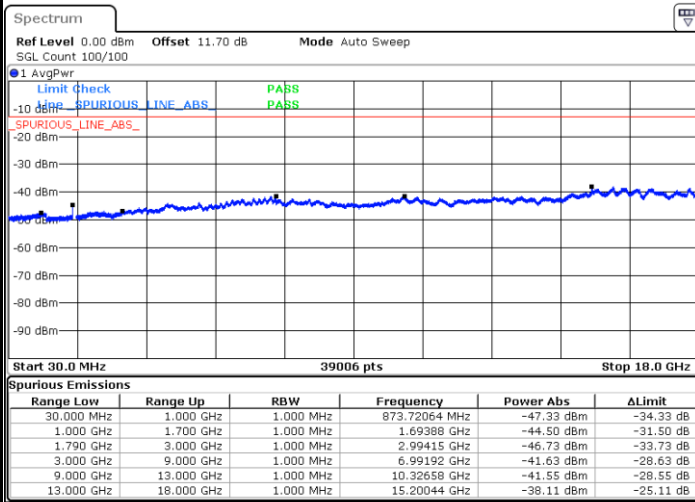
Highest Channel / 16QAM



Date: 7.JAN.2018 12:47:01

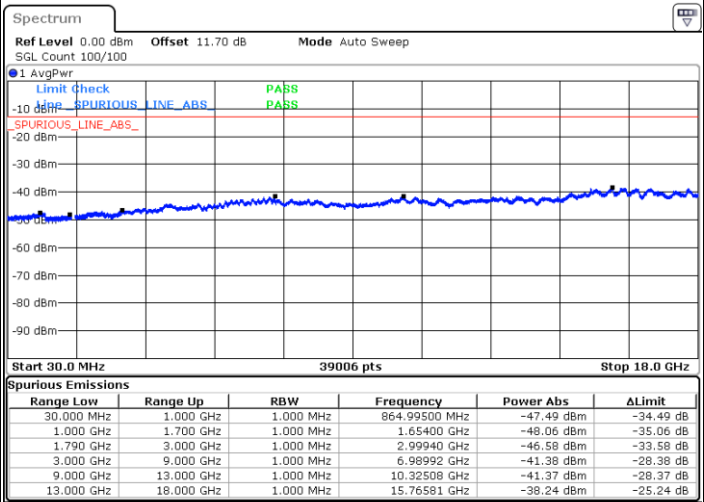
LTE Band 66 / 20MHz

Lowest Channel / QPSK



Date: 7.JAN.2018 13:07:24

Lowest Channel / 16QAM



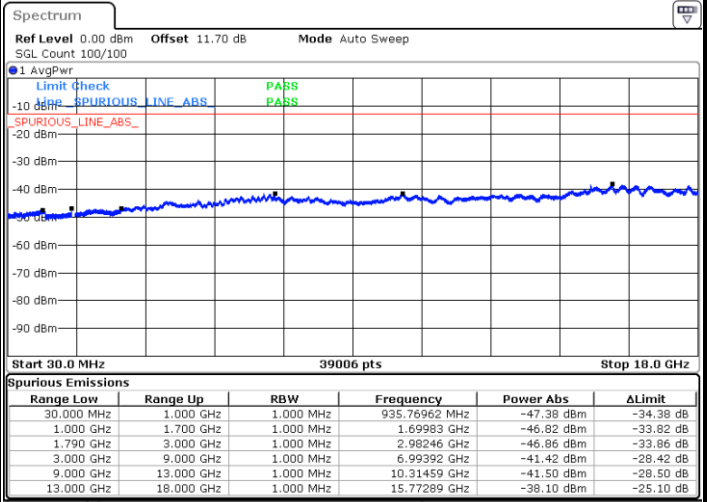
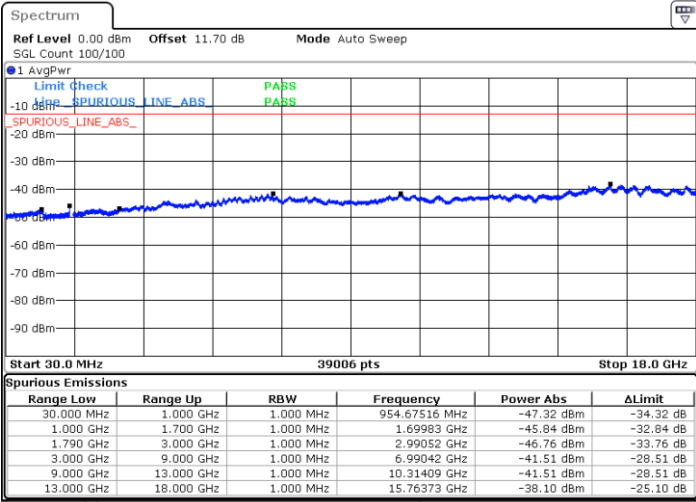
Date: 7.JAN.2018 13:08:19



LTE Band 66 / 20MHz

Middle Channel / QPSK

Middle Channel / 16QAM

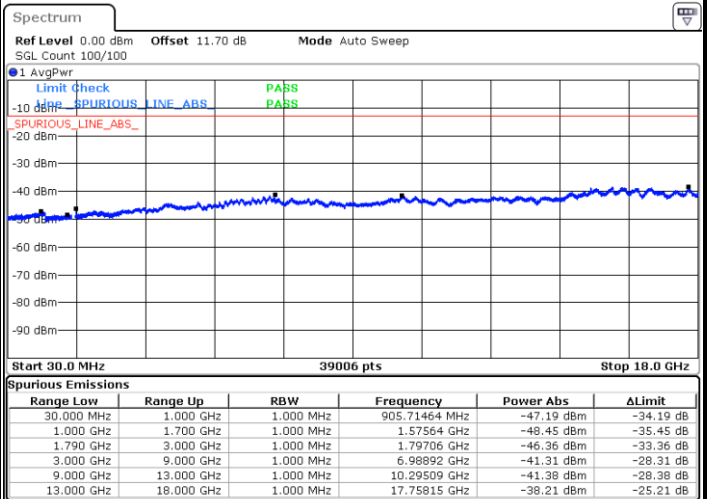
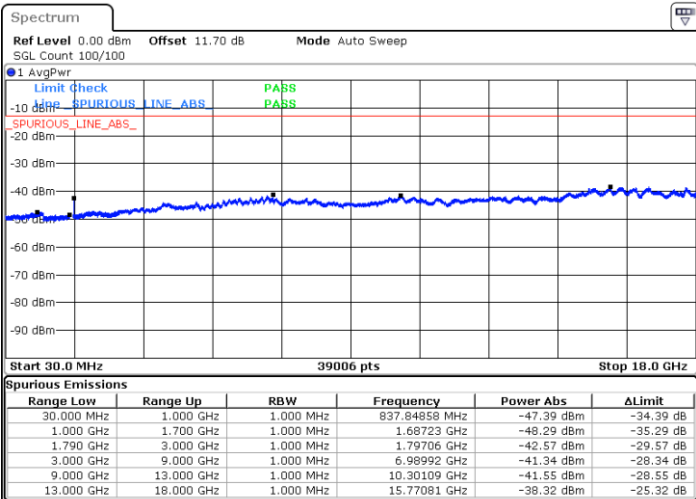


Date: 7. JAN 2018 13:09:54

Date: 7. JAN 2018 13:10:48

Highest Channel / QPSK

Highest Channel / 16QAM



Date: 7. JAN 2018 13:16:58

Date: 7. JAN 2018 13:17:52



**Frequency Stability**

Test Conditions		LTE Band 66 (QPSK) / Middle Channel	Limit
Temperature (°C)	Voltage (Volt)	BW 10MHz	Note 2.
		Deviation (ppm)	Result
50	Normal Voltage	0.0019	PASS
40	Normal Voltage	0.0004	
30	Normal Voltage	0.0007	
20(Ref.)	Normal Voltage	0.0000	
10	Normal Voltage	0.0012	
0	Normal Voltage	0.0020	
-10	Normal Voltage	0.0001	
-20	Normal Voltage	0.0005	
-30	Normal Voltage	0.0003	
20	Maximum Voltage	0.0010	
20	Normal Voltage	0.0000	
20	Battery End Point	0.0005	

**Note:**

1. Normal Voltage =3.8 V. ; Battery End Point (BEP) =3.5 V. ; Maximum Voltage =4.4 V.
2. Note: The frequency fundamental emissions stay within the authorized frequency block.



## Appendix B. Test Results of ERP/EIRP and Radiated Test

### ERP/EIRP

LTE Band 2 / 1.4MHz (Average) (GT - LC = 0.982 dB)							
Channel	Mode	RB		Conducted		EIRP	
		Size	Offset	Power (dBm)	Power (Watts)	EIRP(dBm)	EIRP(W)
Lowest	QPSK	1	3	23.33	0.2153	24.31	0.2699
Middle		1	3	23.14	0.2061	24.12	0.2583
Highest		1	3	22.73	0.1875	23.71	0.2351
Lowest	16QAM	3	1	22.24	0.1675	23.22	0.2100
Middle		3	1	22.10	0.1622	23.08	0.2033
Highest		3	1	22.00	0.1585	22.98	0.1987
Limit	EIRP < 2W			Result		PASS	

LTE Band 2 / 3MHz (Average) (GT - LC = 0.982 dB)							
Channel	Mode	RB		Conducted		EIRP	
		Size	Offset	Power (dBm)	Power (Watts)	EIRP(dBm)	EIRP(W)
Lowest	QPSK	1	0	23.13	0.2056	24.11	0.2578
Middle		1	0	22.93	0.1963	23.91	0.2462
Highest		1	0	22.91	0.1954	23.89	0.2450
Lowest	16QAM	1	8	22.37	0.1726	23.35	0.2164
Middle		1	8	21.78	0.1507	22.76	0.1889
Highest		1	8	21.75	0.1496	22.73	0.1876
Limit	EIRP < 2W			Result		PASS	

LTE Band 2 / 5MHz (Average) (GT - LC = 0.982 dB)							
Channel	Mode	RB		Conducted		EIRP	
		Size	Offset	Power (dBm)	Power (Watts)	EIRP(dBm)	EIRP(W)
Lowest	QPSK	1	12	23.29	0.2133	24.27	0.2674
Middle		1	12	23.16	0.2070	24.14	0.2595
Highest		1	12	23.01	0.2000	23.99	0.2507
Lowest	16QAM	1	12	21.82	0.1521	22.80	0.1906
Middle		1	12	21.80	0.1514	22.78	0.1898
Highest		1	12	21.63	0.1455	22.61	0.1825
Limit	EIRP < 2W			Result		PASS	



LTE Band 2 / 10MHz (Average) (GT - LC = 0.982 dB)							
Channel	Mode	RB		Conducted		EIRP	
		Size	Offset	Power (dBm)	Power (Watts)	EIRP(dBm)	EIRP(W)
Lowest	QPSK	1	25	23.34	0.2158	24.32	0.2705
Middle		1	25	23.30	0.2138	24.28	0.2680
Highest		1	25	23.17	0.2075	24.15	0.2601
Lowest	16QAM	1	25	22.18	0.1652	23.16	0.2071
Middle		1	25	22.16	0.1644	23.14	0.2062
Highest		1	25	22.19	0.1656	23.17	0.2076
Limit	EIRP < 2W			Result		PASS	

LTE Band 2 / 15MHz (Average) (GT - LC = 0.982 dB)							
Channel	Mode	RB		Conducted		EIRP	
		Size	Offset	Power (dBm)	Power (Watts)	EIRP(dBm)	EIRP(W)
Lowest	QPSK	1	0	23.32	0.2148	24.30	0.2693
Middle		1	0	23.01	0.2000	23.99	0.2507
Highest		1	0	22.84	0.1923	23.82	0.2411
Lowest	16QAM	1	37	22.35	0.1718	23.33	0.2154
Middle		1	37	21.85	0.1531	22.83	0.1920
Highest		1	37	22.29	0.1694	23.27	0.2124
Limit	EIRP < 2W			Result		PASS	

LTE Band 2 / 20MHz (Average) (GT - LC = 0.982 dB)							
Channel	Mode	RB		Conducted		EIRP	
		Size	Offset	Power (dBm)	Power (Watts)	EIRP(dBm)	EIRP(W)
Lowest	QPSK	1	49	23.36	0.2168	24.34	0.2718
Middle		1	49	23.29	0.2133	24.27	0.2674
Highest		1	49	23.22	0.2099	24.20	0.2631
Lowest	16QAM	1	49	21.88	0.1542	22.86	0.1933
Middle		1	49	21.65	0.1462	22.63	0.1833
Highest		1	49	21.52	0.1419	22.50	0.1779
Limit	EIRP < 2W			Result		PASS	



LTE Band 25 / 1.4MHz (Average) (GT - LC = 0.982 dB)							
Channel	Mode	RB		Conducted		EIRP	
		Size	Offset	Power (dBm)	Power (Watts)	EIRP(dBm)	EIRP(W)
Lowest	QPSK	3	1	23.13	0.2056	24.11	0.2578
Middle		3	1	23.21	0.2094	24.19	0.2625
Highest		3	1	22.76	0.1888	23.74	0.2367
Lowest	16QAM	3	1	22.13	0.1633	23.11	0.2047
Middle		3	1	22.02	0.1592	23.00	0.1996
Highest		3	1	21.74	0.1493	22.72	0.1872
Limit	EIRP < 2W			Result		PASS	

LTE Band 25 / 3MHz (Average) (GT - LC = 0.982 dB)							
Channel	Mode	RB		Conducted		EIRP	
		Size	Offset	Power (dBm)	Power (Watts)	EIRP(dBm)	EIRP(W)
Lowest	QPSK	1	14	23.22	0.2099	24.20	0.2631
Middle		1	14	22.88	0.1941	23.86	0.2433
Highest		1	14	22.78	0.1897	23.76	0.2378
Lowest	16QAM	1	14	22.19	0.1656	23.17	0.2076
Middle		1	14	21.46	0.1400	22.44	0.1755
Highest		1	14	21.31	0.1352	22.29	0.1695
Limit	EIRP < 2W			Result		PASS	

LTE Band 25 / 5MHz (Average) (GT - LC = 0.982 dB)							
Channel	Mode	RB		Conducted		EIRP	
		Size	Offset	Power (dBm)	Power (Watts)	EIRP(dBm)	EIRP(W)
Lowest	QPSK	1	12	23.15	0.2065	24.13	0.2589
Middle		1	12	23.00	0.1995	23.98	0.2501
Highest		1	12	23.08	0.2032	24.06	0.2548
Lowest	16QAM	1	0	21.48	0.1406	22.46	0.1763
Middle		1	0	22.08	0.1614	23.06	0.2024
Highest		1	0	22.02	0.1592	23.00	0.1996
Limit	EIRP < 2W			Result		PASS	



LTE Band 25 / 10MHz (Average) (GT - LC = 0.982 dB)							
Channel	Mode	RB		Conducted		EIRP	
		Size	Offset	Power (dBm)	Power (Watts)	EIRP(dBm)	EIRP(W)
Lowest	QPSK	1	25	23.31	0.2143	24.29	0.2687
Middle		1	25	23.26	0.2118	24.24	0.2656
Highest		1	25	22.89	0.1945	23.87	0.2439
Lowest	16QAM	1	25	21.72	0.1486	22.70	0.1863
Middle		1	25	22.14	0.1637	23.12	0.2052
Highest		1	25	21.88	0.1542	22.86	0.1933
Limit	EIRP < 2W			Result		PASS	

LTE Band 25 / 15MHz (Average) (GT - LC = 0.982 dB)							
Channel	Mode	RB		Conducted		EIRP	
		Size	Offset	Power (dBm)	Power (Watts)	EIRP(dBm)	EIRP(W)
Lowest	QPSK	1	37	23.24	0.2109	24.22	0.2644
Middle		1	37	23.32	0.2148	24.30	0.2693
Highest		1	37	23.26	0.2118	24.24	0.2656
Lowest	16QAM	1	37	21.84	0.1528	22.82	0.1915
Middle		1	37	21.68	0.1472	22.66	0.1846
Highest		1	37	22.24	0.1675	23.22	0.2100
Limit	EIRP < 2W			Result		PASS	

LTE Band 25 / 20MHz (Average) (GT - LC = 0.982 dB)							
Channel	Mode	RB		Conducted		EIRP	
		Size	Offset	Power (dBm)	Power (Watts)	EIRP(dBm)	EIRP(W)
Lowest	QPSK	1	49	23.42	0.2198	24.40	0.2755
Middle		1	49	23.26	0.2118	24.24	0.2656
Highest		1	49	22.88	0.1941	23.86	0.2433
Lowest	16QAM	1	49	21.69	0.1476	22.67	0.1850
Middle		1	49	21.60	0.1445	22.58	0.1812
Highest		1	49	22.10	0.1622	23.08	0.2033
Limit	EIRP < 2W			Result		PASS	



LTE Band 4 / 1.4MHz (Average) (GT - LC = 0.122 dB)							
Channel	Mode	RB		Conducted		EIRP	
		Size	Offset	Power (dBm)	Power (Watts)	EIRP(dBm)	EIRP(W)
Lowest	QPSK	3	1	23.09	0.2037	23.21	0.2095
Middle		3	1	23.35	0.2163	23.47	0.2224
Highest		3	1	23.18	0.2080	23.30	0.2139
Lowest	16QAM	3	1	21.99	0.1581	22.11	0.1626
Middle		3	1	22.11	0.1626	22.23	0.1672
Highest		3	1	21.99	0.1581	22.11	0.1626
Limit	EIRP < 1W			Result		PASS	

LTE Band 4 / 3MHz (Average) (GT - LC = 0.122 dB)							
Channel	Mode	RB		Conducted		EIRP	
		Size	Offset	Power (dBm)	Power (Watts)	EIRP(dBm)	EIRP(W)
Lowest	QPSK	1	14	22.98	0.1986	23.10	0.2043
Middle		1	14	23.15	0.2065	23.27	0.2124
Highest		1	14	23.15	0.2065	23.27	0.2124
Lowest	16QAM	1	0	21.38	0.1374	21.50	0.1413
Middle		1	0	22.43	0.1750	22.55	0.1800
Highest		1	0	21.66	0.1466	21.78	0.1507
Limit	EIRP < 1W			Result		PASS	

LTE Band 4 / 5MHz (Average) (GT - LC = 0.122 dB)							
Channel	Mode	RB		Conducted		EIRP	
		Size	Offset	Power (dBm)	Power (Watts)	EIRP(dBm)	EIRP(W)
Lowest	QPSK	1	12	23.21	0.2094	23.33	0.2154
Middle		1	12	23.41	0.2193	23.53	0.2255
Highest		1	12	23.17	0.2075	23.29	0.2134
Lowest	16QAM	1	0	21.43	0.1390	21.55	0.1430
Middle		1	0	21.75	0.1496	21.87	0.1539
Highest		1	0	22.26	0.1683	22.38	0.1731
Limit	EIRP < 1W			Result		PASS	





LTE Band 4 / 10MHz (Average) (GT - LC = 0.122 dB)							
Channel	Mode	RB		Conducted		EIRP	
		Size	Offset	Power (dBm)	Power (Watts)	EIRP(dBm)	EIRP(W)
Lowest	QPSK	1	25	23.28	0.2128	23.40	0.2189
Middle		1	25	23.41	0.2193	23.53	0.2255
Highest		1	25	23.31	0.2143	23.43	0.2204
Lowest	16QAM	1	25	22.40	0.1738	22.52	0.1787
Middle		1	25	22.11	0.1626	22.23	0.1672
Highest		1	25	22.13	0.1633	22.25	0.1680
Limit	EIRP < 1W			Result		PASS	

LTE Band 4 / 15MHz (Average) (GT - LC = 0.122 dB)							
Channel	Mode	RB		Conducted		EIRP	
		Size	Offset	Power (dBm)	Power (Watts)	EIRP(dBm)	EIRP(W)
Lowest	QPSK	1	74	23.20	0.2089	23.32	0.2149
Middle		1	74	23.28	0.2128	23.40	0.2189
Highest		1	74	23.21	0.2094	23.33	0.2154
Lowest	16QAM	1	0	21.35	0.1365	21.47	0.1403
Middle		1	0	21.75	0.1496	21.87	0.1539
Highest		1	0	22.10	0.1622	22.22	0.1668
Limit	EIRP < 1W			Result		PASS	

LTE Band 4 / 20MHz (Average) (GT - LC = 0.122 dB)							
Channel	Mode	RB		Conducted		EIRP	
		Size	Offset	Power (dBm)	Power (Watts)	EIRP(dBm)	EIRP(W)
Lowest	QPSK	1	49	23.31	0.2143	23.43	0.2204
Middle		1	49	23.33	0.2153	23.45	0.2214
Highest		1	49	23.48	0.2228	23.60	0.2292
Lowest	16QAM	1	0	21.57	0.1435	21.69	0.1476
Middle		1	0	21.91	0.1552	22.03	0.1597
Highest		1	0	22.17	0.1648	22.29	0.1695
Limit	EIRP < 1W			Result		PASS	



LTE Band 5 / 1.4MHz (Average) (GT - LC = -0.105 dB)							
Channel	Mode	RB		Conducted		ERP	
		Size	Offset	Power (dBm)	Power (Watts)	ERP(dBm)	ERP(W)
Lowest	QPSK	3	3	23.18	0.2080	20.93	0.1237
Middle		3	3	23.14	0.2061	20.89	0.1226
Highest		3	3	22.84	0.1923	20.59	0.1144
Lowest	16QAM	3	1	22.29	0.1694	20.04	0.1008
Middle		3	1	22.48	0.1770	20.23	0.1053
Highest		3	1	21.83	0.1524	19.58	0.0907
Limit	ERP < 7W			Result		PASS	

LTE Band 5 / 3MHz (Average) (GT - LC = -0.105 dB)							
Channel	Mode	RB		Conducted		ERP	
		Size	Offset	Power (dBm)	Power (Watts)	ERP(dBm)	ERP(W)
Lowest	QPSK	1	0	23.18	0.2080	20.93	0.1237
Middle		1	0	22.81	0.1910	20.56	0.1136
Highest		1	0	22.74	0.1879	20.49	0.1118
Lowest	16QAM	1	14	21.77	0.1503	19.52	0.0894
Middle		1	14	21.53	0.1422	19.28	0.0846
Highest		1	14	21.38	0.1374	19.13	0.0818
Limit	ERP < 7W			Result		PASS	

LTE Band 5 / 5MHz (Average) (GT - LC = -0.105 dB)							
Channel	Mode	RB		Conducted		ERP	
		Size	Offset	Power (dBm)	Power (Watts)	ERP(dBm)	ERP(W)
Lowest	QPSK	1	12	23.06	0.2023	20.81	0.1204
Middle		1	12	23.12	0.2051	20.87	0.1220
Highest		1	12	22.83	0.1919	20.58	0.1142
Lowest	16QAM	1	12	21.88	0.1542	19.63	0.0917
Middle		1	12	22.39	0.1734	20.14	0.1032
Highest		1	12	21.98	0.1578	19.73	0.0939
Limit	ERP < 7W			Result		PASS	

LTE Band 5 / 10MHz (Average) (GT - LC = -0.105 dB)							
Channel	Mode	RB		Conducted		ERP	
		Size	Offset	Power (dBm)	Power (Watts)	ERP(dBm)	ERP(W)
Lowest	QPSK	1	25	23.19	0.2084	20.94	0.1240
Middle		1	25	23.21	0.2094	20.96	0.1246
Highest		1	25	22.85	0.1928	20.60	0.1147
Lowest	16QAM	1	0	21.88	0.1542	19.63	0.0917
Middle		1	0	21.65	0.1462	19.40	0.0870
Highest		1	0	21.49	0.1409	19.24	0.0838
Limit	ERP < 7W			Result		PASS	



LTE Band 7 / 5MHz (Average) (GT - LC = 1.55 dB)							
Channel	Mode	RB		Conducted		EIRP	
		Size	Offset	Power (dBm)	Power (Watts)	EIRP(dBm)	EIRP(W)
Lowest	QPSK	1	12	22.94	0.1968	24.49	0.2812
Middle		1	12	22.42	0.1746	23.97	0.2495
Highest		1	12	22.61	0.1824	24.16	0.2606
Lowest	16QAM	1	0	21.32	0.1355	22.87	0.1936
Middle		1	0	21.06	0.1276	22.61	0.1824
Highest		1	0	21.66	0.1466	23.21	0.2094
Limit	EIRP < 2W			Result		PASS	

LTE Band 7 / 10MHz (Average) (GT - LC = 1.55 dB)							
Channel	Mode	RB		Conducted		EIRP	
		Size	Offset	Power (dBm)	Power (Watts)	EIRP(dBm)	EIRP(W)
Lowest	QPSK	1	25	23.02	0.2004	24.57	0.2864
Middle		1	25	22.71	0.1866	24.26	0.2667
Highest		1	25	22.64	0.1837	24.19	0.2624
Lowest	16QAM	1	25	21.53	0.1422	23.08	0.2032
Middle		1	25	21.91	0.1552	23.46	0.2218
Highest		1	25	22.00	0.1585	23.55	0.2265
Limit	EIRP < 2W			Result		PASS	

LTE Band 7 / 15MHz (Average) (GT - LC = 1.55 dB)							
Channel	Mode	RB		Conducted		EIRP	
		Size	Offset	Power (dBm)	Power (Watts)	EIRP(dBm)	EIRP(W)
Lowest	QPSK	1	37	23.03	0.2009	24.58	0.2871
Middle		1	37	22.82	0.1914	24.37	0.2735
Highest		1	37	23.07	0.2028	24.62	0.2897
Lowest	16QAM	1	37	22.46	0.1762	24.01	0.2518
Middle		1	37	22.11	0.1626	23.66	0.2323
Highest		1	37	22.04	0.1600	23.59	0.2286
Limit	EIRP < 2W			Result		PASS	

LTE Band 7 / 20MHz (Average) (GT - LC = 1.55 dB)							
Channel	Mode	RB		Conducted		EIRP	
		Size	Offset	Power (dBm)	Power (Watts)	EIRP(dBm)	EIRP(W)
Lowest	QPSK	1	49	23.10	0.2042	24.65	0.2917
Middle		1	49	22.93	0.1963	24.48	0.2805
Highest		1	49	22.97	0.1982	24.52	0.2831
Lowest	16QAM	1	49	21.65	0.1462	23.20	0.2089
Middle		1	49	21.30	0.1349	22.85	0.1928
Highest		1	49	21.20	0.1318	22.75	0.1884
Limit	EIRP < 2W			Result		PASS	



LTE Band 12 / 1.4MHz (Average) (GT - LC = -2.04 dB)							
Channel	Mode	RB		Conducted		ERP	
		Size	Offset	Power (dBm)	Power (Watts)	ERP(dBm)	ERP(W)
Lowest	QPSK	1	3	22.87	0.1936	18.68	0.0738
Middle		1	3	22.78	0.1897	18.59	0.0723
Highest		1	3	22.79	0.1901	18.60	0.0724
Lowest	16QAM	1	0	22.03	0.1596	17.84	0.0608
Middle		1	0	21.21	0.1321	17.02	0.0504
Highest		1	0	21.20	0.1318	17.01	0.0502
Limit	ERP < 3W			Result		PASS	

LTE Band 12 / 3MHz (Average) (GT - LC = -2.04 dB)							
Channel	Mode	RB		Conducted		ERP	
		Size	Offset	Power (dBm)	Power (Watts)	ERP(dBm)	ERP(W)
Lowest	QPSK	1	8	22.66	0.1845	18.47	0.0703
Middle		1	8	22.60	0.1820	18.41	0.0693
Highest		1	8	22.77	0.1892	18.58	0.0721
Lowest	16QAM	1	8	21.23	0.1327	17.04	0.0506
Middle		1	8	21.70	0.1479	17.51	0.0564
Highest		1	8	21.57	0.1435	17.38	0.0547
Limit	ERP < 3W			Result		PASS	

LTE Band 12 / 5MHz (Average) (GT - LC = -2.04 dB)							
Channel	Mode	RB		Conducted		ERP	
		Size	Offset	Power (dBm)	Power (Watts)	ERP(dBm)	ERP(W)
Lowest	QPSK	1	12	22.82	0.1914	18.63	0.0729
Middle		1	12	22.85	0.1928	18.66	0.0735
Highest		1	12	22.83	0.1919	18.64	0.0731
Lowest	16QAM	1	12	21.47	0.1403	17.28	0.0535
Middle		1	12	21.65	0.1462	17.46	0.0557
Highest		1	12	21.97	0.1574	17.78	0.0600
Limit	ERP < 3W			Result		PASS	

LTE Band 12 / 10MHz (Average) (GT - LC = -2.04 dB)							
Channel	Mode	RB		Conducted		ERP	
		Size	Offset	Power (dBm)	Power (Watts)	ERP(dBm)	ERP(W)
Lowest	QPSK	1	25	22.87	0.1936	18.68	0.0738
Middle		1	25	22.97	0.1982	18.78	0.0755
Highest		1	25	22.88	0.1941	18.69	0.0740
Lowest	16QAM	1	25	21.48	0.1406	17.29	0.0536
Middle		1	25	22.03	0.1596	17.84	0.0608
Highest		1	25	21.88	0.1542	17.69	0.0587
Limit	ERP < 3W			Result		PASS	



LTE Band 13 / 5MHz (Average) (GT - LC = -0.214 dB)							
Channel	Mode	RB		Conducted		ERP	
		Size	Offset	Power (dBm)	Power (Watts)	ERP(dBm)	ERP(W)
Lowest	QPSK	1	12	22.99	0.1991	20.63	0.1155
Middle		1	12	23.30	0.2138	20.94	0.1241
Highest		1	12	23.12	0.2051	20.76	0.1190
Lowest	16QAM	1	0	22.35	0.1718	19.99	0.0997
Middle		1	0	21.92	0.1556	19.56	0.0903
Highest		1	0	21.72	0.1486	19.36	0.0862
Limit	ERP < 3W			Result		PASS	

LTE Band 13 / 10MHz (Average) (GT - LC = -0.214 dB)							
Channel	Mode	RB		Conducted		ERP	
		Size	Offset	Power (dBm)	Power (Watts)	ERP(dBm)	ERP(W)
Lowest	QPSK	-	-	-	-	-	-
Middle		1	25	23.32	0.2148	20.96	0.1246
Highest		-	-	-	-	-	-
Lowest	16QAM	-	-	-	-	-	-
Middle		1	25	21.82	0.1521	19.46	0.0882
Highest		-	-	-	-	-	-
Limit	ERP < 3W			Result		PASS	



LTE Band 17 / 5MHz (Average) (GT - LC = -2.04 dB)							
Channel	Mode	RB		Conducted		ERP	
		Size	Offset	Power (dBm)	Power (Watts)	ERP(dBm)	ERP(W)
Lowest	QPSK	1	12	23.11	0.2046	18.92	0.0780
Middle		1	12	23.33	0.2153	19.14	0.0820
Highest		1	12	23.13	0.2056	18.94	0.0783
Lowest	16QAM	1	12	21.81	0.1517	17.62	0.0578
Middle		1	12	22.47	0.1766	18.28	0.0673
Highest		1	12	21.83	0.1524	17.64	0.0581
Limit	ERP < 3W			Result		PASS	

LTE Band 17 / 10MHz (Average) (GT - LC = -2.04 dB)							
Channel	Mode	RB		Conducted		ERP	
		Size	Offset	Power (dBm)	Power (Watts)	ERP(dBm)	ERP(W)
Lowest	QPSK	1	25	23.20	0.2089	19.01	0.0796
Middle		1	25	23.35	0.2163	19.16	0.0824
Highest		1	25	23.34	0.2158	19.15	0.0822
Lowest	16QAM	1	25	21.76	0.1500	17.57	0.0571
Middle		1	25	21.73	0.1489	17.54	0.0568
Highest		1	25	22.49	0.1774	18.30	0.0676
Limit	ERP < 3W			Result		PASS	



LTE Band 41 / 5MHz (Average) (GT - LC = 1.64 dB)							
Channel	Mode	RB		Conducted		EIRP	
		Size	Offset	Power (dBm)	Power (Watts)	EIRP(dBm)	EIRP(W)
Lowest	QPSK	1	12	23.25	0.2113	24.89	0.3083
Middle		1	12	23.23	0.2104	24.87	0.3069
Highest		1	12	22.74	0.1879	24.38	0.2742
Lowest	16QAM	1	12	21.67	0.1469	23.31	0.2143
Middle		1	12	21.68	0.1472	23.32	0.2148
Highest		1	12	21.81	0.1517	23.45	0.2213
Limit	EIRP < 2W			Result		PASS	

LTE Band 41 / 10MHz (Average) (GT - LC = 1.64 dB)							
Channel	Mode	RB		Conducted		EIRP	
		Size	Offset	Power (dBm)	Power (Watts)	EIRP(dBm)	EIRP(W)
Lowest	QPSK	1	25	23.34	0.2158	24.98	0.3148
Middle		1	25	23.38	0.2178	25.02	0.3177
Highest		1	25	22.89	0.1945	24.53	0.2838
Lowest	16QAM	1	49	21.87	0.1538	23.51	0.2244
Middle		1	49	21.91	0.1552	23.55	0.2265
Highest		1	49	21.30	0.1349	22.94	0.1968
Limit	EIRP < 2W			Result		PASS	

LTE Band 41 / 15MHz (Average) (GT - LC = 1.64 dB)							
Channel	Mode	RB		Conducted		EIRP	
		Size	Offset	Power (dBm)	Power (Watts)	EIRP(dBm)	EIRP(W)
Lowest	QPSK	1	37	23.44	0.2208	25.08	0.3221
Middle		1	37	23.42	0.2198	25.06	0.3206
Highest		1	37	22.92	0.1959	24.56	0.2858
Lowest	16QAM	1	37	22.15	0.1641	23.79	0.2393
Middle		1	37	21.75	0.1496	23.39	0.2183
Highest		1	37	21.60	0.1445	23.24	0.2109
Limit	EIRP < 2W			Result		PASS	

LTE Band 41 / 20MHz (Average) (GT - LC = 1.64 dB)							
Channel	Mode	RB		Conducted		EIRP	
		Size	Offset	Power (dBm)	Power (Watts)	EIRP(dBm)	EIRP(W)
Lowest	QPSK	1	49	23.13	0.2056	24.77	0.2999
Middle		1	49	23.48	0.2228	25.12	0.3251
Highest		1	49	22.85	0.1928	24.49	0.2812
Lowest	16QAM	1	49	22.07	0.1611	23.71	0.2350
Middle		1	49	21.87	0.1538	23.51	0.2244
Highest		1	49	21.39	0.1377	23.03	0.2009
Limit	EIRP < 2W			Result		PASS	



LTE Band 26 / 1.4MHz (Average) (GT - LC = -0.105 dB)							
Channel	Mode	RB		Conducted		ERP	
		Size	Offset	Power (dBm)	Power (Watts)	ERP(dBm)	ERP(W)
Lowest	QPSK	3	1	23.26	0.2118	21.01	0.1260
Middle		3	1	23.28	0.2128	21.03	0.1266
Highest		3	1	22.98	0.1986	20.73	0.1182
Lowest	16QAM	3	1	22.30	0.1698	20.05	0.1010
Middle		3	1	22.43	0.1750	20.18	0.1041
Highest		3	1	21.75	0.1496	19.50	0.0890
Limit	ERP < 7W			Result		PASS	

LTE Band 26 / 3MHz (Average) (GT - LC = -0.105 dB)							
Channel	Mode	RB		Conducted		ERP	
		Size	Offset	Power (dBm)	Power (Watts)	ERP(dBm)	ERP(W)
Lowest	QPSK	1	14	22.85	0.1928	20.60	0.1147
Middle		1	14	23.10	0.2042	20.85	0.1215
Highest		1	14	22.51	0.1782	20.26	0.1060
Lowest	16QAM	1	14	21.66	0.1466	19.41	0.0872
Middle		1	14	22.25	0.1679	20.00	0.0999
Highest		1	14	21.39	0.1377	19.14	0.0819
Limit	ERP < 7W			Result		PASS	

LTE Band 26 / 5MHz (Average) (GT - LC = -0.105 dB)							
Channel	Mode	RB		Conducted		ERP	
		Size	Offset	Power (dBm)	Power (Watts)	ERP(dBm)	ERP(W)
Lowest	QPSK	1	12	23.31	0.2143	21.06	0.1275
Middle		1	12	23.29	0.2133	21.04	0.1269
Highest		1	12	22.84	0.1923	20.59	0.1144
Lowest	16QAM	1	12	22.01	0.1589	19.76	0.0945
Middle		1	12	22.18	0.1652	19.93	0.0983
Highest		1	12	21.61	0.1449	19.36	0.0862
Limit	ERP < 7W			Result		PASS	





LTE Band 26 / 10MHz (Average) (GT - LC = -0.105 dB)							
Channel	Mode	RB		Conducted		ERP	
		Size	Offset	Power (dBm)	Power (Watts)	ERP(dBm)	ERP(W)
Lowest	QPSK	1	25	23.11	0.2046	20.86	0.1218
Middle		1	25	23.34	0.2158	21.09	0.1284
Highest		1	25	22.90	0.1950	20.65	0.1160
Lowest	16QAM	1	25	22.59	0.1816	20.34	0.1080
Middle		1	25	21.84	0.1528	19.59	0.0909
Highest		1	25	21.58	0.1439	19.33	0.0856
Limit	ERP < 7W			Result		PASS	

LTE Band 26 / 15MHz (Average) (GT - LC = -0.105 dB)							
Channel	Mode	RB		Conducted		ERP	
		Size	Offset	Power (dBm)	Power (Watts)	ERP(dBm)	ERP(W)
Lowest	QPSK	1	37	23.40	0.2188	21.15	0.1302
Middle		1	37	23.18	0.2080	20.93	0.1237
Highest		1	37	22.95	0.1972	20.70	0.1174
Lowest	16QAM	1	37	21.96	0.1570	19.71	0.0934
Middle		1	37	22.43	0.1750	20.18	0.1041
Highest		1	37	21.67	0.1469	19.42	0.0874
Limit	ERP < 7W			Result		PASS	



LTE Band 38 / 5MHz (Peak) (GT - LC = 1.64 dB)							
Channel	Mode	RB		Conducted		EIRP	
		Size	Offset	Power (dBm)	Power (Watts)	EIRP(dBm)	EIRP(W)
Lowest	QPSK	1	12	23.02	0.2004	24.66	0.2924
Middle		1	12	22.95	0.1972	24.59	0.2877
Highest		1	12	22.77	0.1892	24.41	0.2761
Lowest	16QAM	1	12	22.00	0.1585	23.64	0.2312
Middle		1	12	21.98	0.1578	23.62	0.2301
Highest		1	12	21.71	0.1483	23.35	0.2163
Limit	EIRP < 2W			Result		PASS	

LTE Band 38 / 10MHz (Peak) (GT - LC = 1.64 dB)							
Channel	Mode	RB		Conducted		EIRP	
		Size	Offset	Power (dBm)	Power (Watts)	EIRP(dBm)	EIRP(W)
Lowest	QPSK	1	25	23.09	0.2037	24.73	0.2972
Middle		1	25	23.04	0.2014	24.68	0.2938
Highest		1	25	23.06	0.2023	24.70	0.2951
Lowest	16QAM	1	25	22.00	0.1585	23.64	0.2312
Middle		1	25	21.75	0.1496	23.39	0.2183
Highest		1	25	21.60	0.1445	23.24	0.2109
Limit	EIRP < 2W			Result		PASS	

LTE Band 38 / 15MHz (Peak) (GT - LC = 1.64 dB)							
Channel	Mode	RB		Conducted		EIRP	
		Size	Offset	Power (dBm)	Power (Watts)	EIRP(dBm)	EIRP(W)
Lowest	QPSK	1	37	23.08	0.2032	24.72	0.2965
Middle		1	37	23.13	0.2056	24.77	0.2999
Highest		1	37	23.05	0.2018	24.69	0.2944
Lowest	16QAM	1	37	22.13	0.1633	23.77	0.2382
Middle		1	37	22.30	0.1698	23.94	0.2477
Highest		1	37	21.57	0.1435	23.21	0.2094
Limit	EIRP < 2W			Result		PASS	

LTE Band 38 / 20MHz (Peak) (GT - LC = 1.64 dB)							
Channel	Mode	RB		Conducted		EIRP	
		Size	Offset	Power (dBm)	Power (Watts)	EIRP(dBm)	EIRP(W)
Lowest	QPSK	1	49	23.21	0.2094	24.85	0.3055
Middle		1	49	22.92	0.1959	24.56	0.2858
Highest		1	49	22.85	0.1928	24.49	0.2812
Lowest	16QAM	1	49	21.83	0.1524	23.47	0.2223
Middle		1	49	21.98	0.1578	23.62	0.2301
Highest		1	49	21.67	0.1469	23.31	0.2143
Limit	EIRP < 2W			Result		PASS	



LTE Band 66 / 1.4MHz (Average) (GT - LC = 0.122 dB)							
Channel	Mode	RB		Conducted		EIRP	
		Size	Offset	Power (dBm)	Power (Watts)	EIRP(dBm)	EIRP(W)
Lowest	QPSK	3	1	23.12	0.2051	23.24	0.2110
Middle		3	1	23.30	0.2138	23.42	0.2199
Highest		3	1	23.04	0.2014	23.16	0.2071
Lowest	16QAM	3	1	22.36	0.1722	22.48	0.1771
Middle		3	1	22.33	0.1710	22.45	0.1759
Highest		3	1	22.05	0.1603	22.17	0.1649
Limit	EIRP < 1W			Result		PASS	

LTE Band 66 / 3MHz (Average) (GT - LC = 0.122 dB)							
Channel	Mode	RB		Conducted		EIRP	
		Size	Offset	Power (dBm)	Power (Watts)	EIRP(dBm)	EIRP(W)
Lowest	QPSK	1	8	22.74	0.1879	22.86	0.1933
Middle		1	8	23.30	0.2138	23.42	0.2199
Highest		1	8	22.92	0.1959	23.04	0.2015
Lowest	16QAM	1	0	21.78	0.1507	21.90	0.1550
Middle		1	0	22.44	0.1754	22.56	0.1804
Highest		1	0	22.22	0.1667	22.34	0.1715
Limit	EIRP < 1W			Result		PASS	

LTE Band 66 / 5MHz (Average) (GT - LC = 0.122 dB)							
Channel	Mode	RB		Conducted		EIRP	
		Size	Offset	Power (dBm)	Power (Watts)	EIRP(dBm)	EIRP(W)
Lowest	QPSK	1	12	23.26	0.2118	23.38	0.2179
Middle		1	12	23.32	0.2148	23.44	0.2209
Highest		1	12	23.19	0.2084	23.31	0.2144
Lowest	16QAM	1	12	22.18	0.1652	22.30	0.1699
Middle		1	12	21.92	0.1556	22.04	0.1600
Highest		1	12	21.80	0.1514	21.92	0.1557
Limit	EIRP < 1W			Result		PASS	



LTE Band 66 / 10MHz (Average) (GT - LC = 0.122 dB)							
Channel	Mode	RB		Conducted		EIRP	
		Size	Offset	Power (dBm)	Power (Watts)	EIRP(dBm)	EIRP(W)
Lowest	QPSK	1	0	22.96	0.1977	23.08	0.2033
Middle		1	0	23.26	0.2118	23.38	0.2179
Highest		1	0	22.87	0.1936	22.99	0.1992
Lowest	16QAM	1	25	21.72	0.1486	21.84	0.1528
Middle		1	25	21.82	0.1521	21.94	0.1564
Highest		1	25	22.36	0.1722	22.48	0.1771
Limit	EIRP < 1W			Result		PASS	

LTE Band 66 / 15MHz (Average) (GT - LC = 0.122 dB)							
Channel	Mode	RB		Conducted		EIRP	
		Size	Offset	Power (dBm)	Power (Watts)	EIRP(dBm)	EIRP(W)
Lowest	QPSK	1	37	23.23	0.2104	23.35	0.2164
Middle		1	37	23.31	0.2143	23.43	0.2204
Highest		1	37	23.22	0.2099	23.34	0.2159
Lowest	16QAM	1	74	21.79	0.1510	21.91	0.1553
Middle		1	74	22.40	0.1738	22.52	0.1787
Highest		1	74	21.57	0.1435	21.69	0.1476
Limit	EIRP < 1W			Result		PASS	

LTE Band 66 / 20MHz (Average) (GT - LC = 0.122 dB)							
Channel	Mode	RB		Conducted		EIRP	
		Size	Offset	Power (dBm)	Power (Watts)	EIRP(dBm)	EIRP(W)
Lowest	QPSK	1	49	23.33	0.2153	23.45	0.2214
Middle		1	49	23.38	0.2178	23.50	0.2240
Highest		1	49	22.96	0.1977	23.08	0.2033
Lowest	16QAM	1	0	21.87	0.1538	21.99	0.1582
Middle		1	0	22.17	0.1648	22.29	0.1695
Highest		1	0	21.82	0.1521	21.94	0.1564
Limit	EIRP < 1W			Result		PASS	



**Radiated Spurious Emission**

**Part22H LTE Band 5**

LTE Band 5 / 10MHz / QPSK									
Channel	Frequency ( MHz )	ERP ( dBm )	Limit ( dBm )	Over Limit ( dB )	SPA Reading (dBm)	S.G. Power ( dBm )	TX Cable loss ( dB )	TX Antenna Gain (dBi)	Polarization (H/V)
Lowest	1656	-59.53	-13	-46.53	-74.08	-61.26	0.98	4.86	H
	2488	-46.64	-13	-33.64	-64.35	-48.57	1.29	5.36	H
	3320	-53.23	-13	-40.23	-74.3	-56.74	1.55	7.21	H
									H
									H
									H
									H
	1656	-58.42	-13	-45.42	-72.97	-60.15	0.98	4.86	V
	2488	-47.36	-13	-34.36	-65.07	-49.29	1.29	5.36	V
	3320	-50.66	-13	-37.66	-71.73	-54.17	1.55	7.21	V
									V
									V
									V
									V



Middle	1672	-58.79	-13	-45.79	-73.36	-60.47	0.99	4.82	H
	2512	-47.30	-13	-34.30	-65.1	-49.27	1.29	5.41	H
	3344	-57.18	-13	-44.18	-78.34	-60.79	1.56	7.31	H
									H
									H
									H
									H
	1672	-57.34	-13	-44.34	-71.91	-59.02	0.99	4.82	V
	2512	-47.28	-13	-34.28	-65.08	-49.25	1.29	5.41	V
	3344	-55.15	-13	-42.15	-76.31	-58.76	1.56	7.31	V
									V
									V
									V
									V
Highest	1688	-59.36	-13	-46.36	-73.96	-60.99	1.00	4.77	H
	2536	-45.29	-13	-32.29	-63.17	-47.27	1.30	5.43	H
	3376	-55.82	-13	-42.82	-77.07	-59.56	1.57	7.45	H
									H
									H
									H
									H
	1688	-57.82	-13	-44.82	-72.42	-59.45	1.00	4.77	V
	2536	-46.08	-13	-33.08	-63.96	-48.06	1.30	5.43	V
	3376	-55.00	-13	-42.00	-76.25	-58.74	1.57	7.45	V
									V
									V
									V
									V

Remark: Spurious emissions within 30-1000MHz were found more than 20dB below limit line.



**Part22H LTE Band 26**

LTE Band 26 / 15MHz / QPSK									
Channel	Frequency ( MHz )	ERP ( dBm )	Limit ( dBm )	Over Limit ( dB )	SPA Reading (dBm)	S.G. Power ( dBm )	TX Cable loss ( dB )	TX Antenna Gain (dBi)	Polarization (H/V)
Lowest	1664	-60.01	-13	-47.01	-71.03	-61.72	0.98	4.84	H
	2496	-50.55	-13	-37.55	-55.61	-52.5	1.29	5.39	H
	3328	-55.91	-13	-42.91	-72.61	-59.45	1.55	7.24	H
									H
									H
									H
									H
	1664	-59.35	-13	-46.35	-70.37	-61.06	0.98	4.84	V
	2496	-44.74	-13	-31.74	-58.35	-46.69	1.29	5.39	V
	3328	-57.13	-13	-44.13	-73.83	-60.67	1.55	7.24	V
									V
									V
									V
									V
Middle	1672	-56.36	-13	-43.36	-67.4	-58.04	0.99	4.82	H
	2512	-43.15	-13	-30.15	-56.84	-45.12	1.29	5.41	H
	3344	-55.57	-13	-42.57	-72.32	-59.18	1.56	7.31	H
									H
									H
									H
									H
	1672	-57.00	-13	-44.00	-68.04	-58.68	0.99	4.82	V
	2512	-44.46	-13	-31.46	-58.15	-46.43	1.29	5.41	V
	3344	-56.70	-13	-43.70	-73.45	-60.31	1.56	7.31	V
									V
									V
									V
									V



Highest	1680	-56.01	-13	-43.01	-67.08	-57.66	0.99	4.80	H
	2528	-43.27	-13	-30.27	-57.03	-45.24	1.30	5.42	H
	3368	-53.59	-13	-40.59	-70.39	-57.3	1.56	7.42	H
									H
									H
									H
									H
	1680	-56.66	-13	-43.66	-67.73	-58.31	0.99	4.80	V
	2528	-44.54	-13	-31.54	-58.3	-46.51	1.30	5.42	V
	3368	-56.75	-13	-43.75	-73.55	-60.46	1.56	7.42	V
									V
									V
									V
									V

Remark: Spurious emissions within 30-1000MHz were found more than 20dB below limit line.





## Part24E LTE Band 2

LTE Band 2 / 20MHz / QPSK									
Channel	Frequency ( MHz )	EIRP ( dBm )	Limit ( dBm )	Over Limit ( dB )	SPA Reading (dBm)	S.G. Power ( dBm )	TX Cable loss ( dB )	TX Antenna Gain (dBi)	Polarization (H/V)
Lowest	3721	-56.87	-13	-43.87	-78.79	-63.46	1.67	8.27	H
	5583	-52.26	-13	-39.26	-80.49	-59.32	2.67	9.73	H
	7438	-45.62	-13	-32.62	-80.54	-54.85	2.45	11.68	H
									H
									H
									H
									H
	3721	-56.61	-13	-43.61	-78.53	-63.2	1.67	8.27	V
	5583	-52.09	-13	-39.09	-80.32	-59.15	2.67	9.73	V
	7438	-45.39	-13	-32.39	-80.31	-54.62	2.45	11.68	V
									V
									V
									V
									V
Middle	3763	-56.45	-13	-43.45	-78.44	-63.08	1.69	8.32	H
	5639	-52.04	-13	-39.04	-80.42	-59.09	2.71	9.76	H
	7522	-45.73	-13	-32.73	-80.81	-55.12	2.42	11.81	H
									H
									H
									H
									H
	3763	-56.61	-13	-43.61	-78.6	-63.24	1.69	8.32	V
	5639	-52.11	-13	-39.11	-80.49	-59.16	2.71	9.76	V
	7522	-45.72	-13	-32.72	-80.8	-55.11	2.42	11.81	V
									V
									V
									V
									V
								V	



Highest	3798	-56.57	-13	-43.57	-78.61	-63.23	1.70	8.36	H
	5702	-51.91	-13	-38.91	-80.51	-58.95	2.74	9.78	H
	7599	-45.26	-13	-32.26	-80.46	-54.72	2.40	11.86	H
									H
									H
									H
									H
	3798	-56.24	-13	-43.24	-78.28	-62.9	1.70	8.36	V
	5702	-51.81	-13	-38.81	-80.35	-58.85	2.74	9.78	V
	7599	-45.41	-13	-32.41	-80.61	-54.87	2.40	11.86	V
									V
									V
									V
									V

Remark: Spurious emissions within 30-1000MHz were found more than 20dB below limit line.



**Part24E LTE Band 25**

LTE Band 25 / 20MHz / QPSK									
Channel	Frequency ( MHz )	EIRP ( dBm )	Limit ( dBm )	Over Limit ( dB )	SPA Reading (dBm)	S.G. Power ( dBm )	TX Cable loss ( dB )	TX Antenna Gain (dBi)	Polarization (H/V)
Lowest	3721	-56.64	-13	-43.64	-78.56	-63.23	1.67	8.27	H
	5583	-52.19	-13	-39.19	-80.42	-59.25	2.67	9.73	H
	7438	-45.73	-13	-32.73	-80.65	-54.96	2.45	11.68	H
									H
									H
									H
									H
	3721	-56.85	-13	-43.85	-78.77	-63.44	1.67	8.27	V
	5583	-52.20	-13	-39.20	-80.43	-59.26	2.67	9.73	V
	7438	-45.83	-13	-32.83	-80.75	-55.06	2.45	11.68	V
									V
									V
									V
									V
Middle	3763	-56.61	-13	-43.61	-78.6	-63.24	1.69	8.32	H
	5640	-52.22	-13	-39.22	-80.6	-59.27	2.71	9.76	H
	7522	-45.58	-13	-32.58	-80.66	-54.97	2.42	11.81	H
									H
									H
									H
									H
	3763	-56.50	-13	-43.50	-78.49	-63.13	1.69	8.32	V
	5640	-52.08	-13	-39.08	-80.46	-59.13	2.71	9.76	V
	7522	-45.54	-13	-32.54	-80.62	-54.93	2.42	11.81	V
									V
									V
									V
									V



Highest	3812	-56.35	-13	-43.35	-78.39	-63.02	1.70	8.37	H
	5715	-51.44	-13	-38.44	-80.03	-58.48	2.75	9.79	H
	7620	-45.16	-13	-32.16	-80.39	-54.64	2.39	11.87	H
									H
									H
									H
									H
	3812	-56.47	-13	-43.47	-78.51	-63.14	1.70	8.37	V
	5715	-51.88	-13	-38.88	-80.47	-58.92	2.75	9.79	V
	7620	-45.28	-13	-32.28	-80.51	-54.76	2.39	11.87	V
									V
									V
									V
									V

Remark: Spurious emissions within 30-1000MHz were found more than 20dB below limit line.



**Part27F LTE Band 13**

LTE Band 13 / 10MHz / QPSK									
Channel	Frequency ( MHz )	ERP ( dBm )	Limit ( dBm )	Over Limit ( dB )	SPA Reading (dBm)	S.G. Power ( dBm )	TX Cable loss ( dB )	TX Antenna Gain (dBi)	Polarization (H/V)
Middle	1568	-52.99	-42.15	-10.84	-67.3	-55.01	0.94	5.11	H
	2352	-61.00	-13	-48.00	-78.06	-62.56	1.24	4.96	H
	3136	-58.46	-13	-45.46	-79.06	-61.22	1.49	6.40	H
									H
									H
									H
									H
	1568	-54.46	-42.15	-12.31	-68.78	-56.48	0.94	5.11	V
	2352	-61.01	-13	-48.01	-78.07	-62.57	1.24	4.96	V
	3136	-58.08	-13	-45.08	-78.68	-60.84	1.49	6.40	V
									V
									V
									V
									V

Remark: Spurious emissions within 30-1000MHz were found more than 20dB below limit line.



**Part27H LTE Band 12**

LTE Band 12 / 10MHz / QPSK									
Channel	Frequency ( MHz )	ERP ( dBm )	Limit ( dBm )	Over Limit ( dB )	SPA Reading (dBm)	S.G. Power ( dBm )	TX Cable loss ( dB )	TX Antenna Gain (dBi)	Polarization (H/V)
Lowest	1408	-62.55	-13	-49.55	-75.80	-64.26	0.87	4.73	H
	2112	-53.57	-13	-40.57	-69.40	-54.49	1.17	4.24	H
	2816	-59.45	-13	-46.45	-78.75	-61.56	1.39	5.65	H
									H
									H
									H
									H
	1408	-62.23	-13	-49.23	-75.48	-63.94	0.87	4.73	V
	2112	-50.94	-13	-37.94	-66.77	-51.86	1.17	4.24	V
	2816	-59.33	-13	-46.33	-78.63	-61.44	1.39	5.65	V
									V
									V
									V
									V
Middle	1416	-60.68	-13	-47.68	-73.93	-62.43	0.87	4.78	H
	2120	-46.10	-13	-33.10	-62.01	-47.04	1.17	4.26	H
	2826	-58.78	-13	-45.78	-78.08	-60.90	1.39	5.66	H
									H
									H
									H
									H
	1416	-60.38	-13	-47.38	-73.63	-62.13	0.87	4.78	V
	2120	-43.64	-13	-30.64	-59.55	-44.58	1.17	4.26	V
	2826	-58.79	-13	-45.79	-78.09	-60.91	1.39	5.66	V
									V
									V
									V
									V



Highest	1424	-57.10	-13	-44.10	-70.56	-58.90	0.88	4.83	H
	2136	-52.90	-13	-39.90	-68.90	-53.88	1.18	4.31	H
	2848	-59.17	-13	-46.17	-78.63	-61.30	1.40	5.68	H
									H
									H
									H
									H
	1424	-56.94	-13	-43.94	-70.40	-58.74	0.88	4.83	V
	2136	-51.40	-13	-38.40	-67.40	-52.38	1.18	4.31	V
	2848	-59.00	-13	-46.00	-78.46	-61.13	1.40	5.68	V
									V
									V
									V
									V

Remark: Spurious emissions within 30-1000MHz were found more than 20dB below limit line.



**Part27H LTE Band 17**

LTE Band 17 / 10MHz / QPSK									
Channel	Frequency ( MHz )	ERP ( dBm )	Limit ( dBm )	Over Limit ( dB )	SPA Reading (dBm)	S.G. Power ( dBm )	TX Cable loss ( dB )	TX Antenna Gain (dBi)	Polarization (H/V)
Lowest	1416	-59.06	-13	-46.06	-72.31	-60.81	0.87	4.78	H
	2128	-48.85	-13	-35.85	-64.76	-49.81	1.17	4.28	H
	2840	-59.15	-13	-46.15	-78.53	-61.27	1.40	5.67	H
									H
									H
									H
									H
	1416	-61.87	-13	-48.87	-75.12	-63.62	0.87	4.78	V
	2128	-53.33	-13	-40.33	-69.24	-54.29	1.17	4.28	V
	2840	-58.81	-13	-45.81	-78.19	-60.93	1.40	5.67	V
									V
									V
									V
									V
Middle	1424	-55.81	-13	-42.81	-69.27	-57.61	0.88	4.83	H
	2128	-47.26	-13	-34.26	-63.17	-48.22	1.17	4.28	H
	2837	-59.16	-13	-46.16	-78.54	-61.28	1.40	5.67	H
									H
									H
									H
									H
	1424	-59.82	-13	-46.82	-73.28	-61.62	0.88	4.83	V
	2128	-56.12	-13	-43.12	-72.03	-57.08	1.17	4.28	V
	2837	-59.05	-13	-46.05	-78.43	-61.17	1.40	5.67	V
									V
									V
									V
									V
								V	





Highest	1424	-54.34	-13	-41.34	-67.80	-56.14	0.88	4.83	H
	2136	-51.57	-13	-38.57	-67.57	-52.55	1.18	4.31	H
	2848	-58.99	-13	-45.99	-78.45	-61.12	1.40	5.68	H
									H
									H
									H
									H
	1424	-58.67	-13	-45.67	-72.13	-60.47	0.88	4.83	V
	2136	-55.06	-13	-42.06	-71.06	-56.04	1.18	4.31	V
	2848	-59.22	-13	-46.22	-78.68	-61.35	1.40	5.68	V
									V
									V
									V
									V

Remark: Spurious emissions within 30-1000MHz were found more than 20dB below limit line.



**Part27L LTE Band 4**

LTE Band 4 / 20MHz / QPSK									
Channel	Frequency ( MHz )	EIRP ( dBm )	Limit ( dBm )	Over Limit ( dB )	SPA Reading (dBm)	S.G. Power ( dBm )	TX Cable loss ( dB )	TX Antenna Gain (dBi)	Polarization (H/V)
Lowest	3441	-57.82	-13	-44.82	-79.27	-63.97	1.59	7.74	H
	5163	-52.93	-13	-39.93	-80.09	-60.2	2.43	9.70	H
	6878	-47.03	-13	-34.03	-80.64	-55.05	2.63	10.65	H
									H
									H
									H
									H
	3441	-58.00	-13	-45.00	-79.45	-64.15	1.59	7.74	V
	5163	-53.08	-13	-40.08	-80.24	-60.35	2.43	9.70	V
	6878	-47.33	-13	-34.33	-80.94	-55.35	2.63	10.65	V
									V
									V
									V
									V
Middle	3462	-57.75	-13	-44.75	-79.25	-63.99	1.59	7.83	H
	5198	-53.14	-13	-40.14	-80.38	-60.39	2.45	9.70	H
	6927	-47.04	-13	-34.04	-80.83	-55.14	2.61	10.71	H
									H
									H
									H
									H
	3462	-57.92	-13	-44.92	-79.42	-64.16	1.59	7.83	V
	5198	-53.25	-13	-40.25	-80.49	-60.5	2.45	9.70	V
	6927	-46.65	-13	-33.65	-80.44	-54.75	2.61	10.71	V
									V
									V
									V
									V



Highest	3490	-58.04	-13	-45.04	-79.59	-64.39	1.60	7.96	H
	5233	-53.06	-13	-40.06	-80.39	-60.29	2.47	9.70	H
	6983	-46.73	-13	-33.73	-80.67	-54.91	2.60	10.78	H
									H
									H
									H
									H
	3490	-57.83	-13	-44.83	-79.38	-64.18	1.60	7.96	V
	5233	-53.31	-13	-40.31	-80.64	-60.54	2.47	9.70	V
	6983	-46.56	-13	-33.56	-80.5	-54.74	2.60	10.78	V
									V
									V
									V
									V

Remark: Spurious emissions within 30-1000MHz were found more than 20dB below limit line.



**Part27L LTE Band 66**

LTE Band 66 / 20MHz / QPSK									
Channel	Frequency ( MHz )	EIRP ( dBm )	Limit ( dBm )	Over Limit ( dB )	SPA Reading (dBm)	S.G. Power ( dBm )	TX Cable loss ( dB )	TX Antenna Gain (dBi)	Polarization (H/V)
Lowest	3440	-57.30	-13	-44.30	-78.74	-63.45	1.59	7.74	H
	5160	-52.62	-13	-39.62	-79.77	-59.89	2.43	9.70	H
	6880	-46.88	-13	-33.88	-80.48	-54.91	2.63	10.66	H
									H
									H
									H
									H
	3440	-57.09	-13	-44.09	-78.52	-63.24	1.59	7.74	V
	5160	-52.72	-13	-39.72	-79.87	-59.99	2.43	9.70	V
	6880	-46.82	-13	-33.82	-80.42	-54.85	2.63	10.66	V
									V
									V
									V
									V
Middle	3496	-55.96	-13	-42.96	-77.5	-62.34	1.60	7.98	H
	5235	-51.95	-13	-38.95	-79.27	-59.18	2.47	9.70	H
	6980	-45.78	-13	-32.78	-79.71	-53.96	2.60	10.78	H
									H
									H
									H
									H
	3496	-57.16	-13	-44.16	-78.7	-63.54	1.60	7.98	V
	5235	-52.79	-13	-39.79	-80.11	-60.02	2.47	9.70	V
	6980	-45.92	-13	-32.92	-79.85	-54.1	2.60	10.78	V
									V
									V
									V
									V



Highest	3540	-56.98	-13	-43.98	-78.61	-63.41	1.62	8.05	H
	5310	-53.11	-13	-40.11	-80.64	-60.29	2.52	9.70	H
	7080	-45.86	-13	-32.86	-80.64	-54.26	2.56	10.96	H
									H
									H
									H
									H
	3540	-57.66	-13	-44.66	-79.29	-64.09	1.62	8.05	V
	5310	-53.24	-13	-40.24	-80.77	-60.42	2.52	9.70	V
	7080	-45.79	-13	-32.79	-79.97	-54.19	2.56	10.96	V
									V
									V
									V
									V

Remark: Spurious emissions within 30-1000MHz were found more than 20dB below limit line.



**Part27M LTE Band 7**

LTE Band 7 / 20MHz / QPSK									
Channel	Frequency ( MHz )	EIRP ( dBm )	Limit ( dBm )	Over Limit ( dB )	SPA Reading (dBm)	S.G. Power ( dBm )	TX Cable loss ( dB )	TX Antenna Gain (dBi)	Polarization (H/V)
Lowest	5016	-53.19	-25	-28.19	-79.95	-60.54	2.35	9.70	H
	7524	-45.58	-25	-20.58	-80.66	-54.97	2.42	11.81	H
	10044	-40.21	-25	-15.21	-81.83	-49.73	2.70	12.22	H
									H
									H
									H
									H
	5016	-52.85	-25	-27.85	-79.61	-60.2	2.35	9.70	V
	7524	-45.84	-25	-20.84	-80.92	-55.23	2.42	11.81	V
	10044	-39.91	-25	-14.91	-81.53	-49.43	2.70	12.22	V
									V
									V
									V
									V
Middle	5069	-52.82	-25	-27.82	-79.71	-60.14	2.38	9.70	H
	7608	-45.26	-25	-20.26	-80.49	-54.73	2.39	11.86	H
	10140	-39.22	-25	-14.22	-81.21	-48.78	2.70	12.26	H
									H
									H
									H
									H
	5069	-53.13	-25	-28.13	-80.02	-60.45	2.38	9.70	V
	7608	-45.50	-25	-20.50	-80.73	-54.97	2.39	11.86	V
	10140	-38.94	-25	-13.94	-80.93	-48.5	2.70	12.26	V
									V
									V
									V
									V



Highest	5124	-53.10	-25	-28.10	-80.16	-60.39	2.41	9.70	H
	7680	-44.95	-25	-19.95	-80.31	-54.49	2.37	11.91	H
	10236	-38.93	-25	-13.93	-81.21	-48.53	2.69	12.29	H
									H
									H
									H
									H
	5124	-52.95	-25	-27.95	-80.01	-60.24	2.41	9.70	V
	7680	-45.14	-25	-20.14	-80.5	-54.68	2.37	11.91	V
	10236	-38.61	-25	-13.61	-80.89	-48.21	2.69	12.29	V
									V
									V
									V
									V

Remark: Spurious emissions within 30-1000MHz were found more than 20dB below limit line.



**Part27M LTE Band 38**

LTE Band 38 / 20MHz / QPSK									
Channel	Frequency ( MHz )	EIRP ( dBm )	Limit ( dBm )	Over Limit ( dB )	SPA Reading (dBm)	S.G. Power ( dBm )	TX Cable loss ( dB )	TX Antenna Gain (dBi)	Polarization (H/V)
Lowest	5160	-52.60	-25	-27.60	-79.76	-59.87	2.43	9.70	H
	7740	-44.47	-25	-19.47	-79.93	-54.06	2.35	11.94	H
	10320	-38.31	-25	-13.31	-80.89	-47.94	2.69	12.33	H
									H
									H
									H
									H
	5160	-52.81	-25	-27.81	-79.97	-60.08	2.43	9.70	V
	7740	-43.20	-25	-18.20	-78.66	-52.79	2.35	11.94	V
	10320	-38.46	-25	-13.46	-81.04	-48.09	2.69	12.33	V
									V
									V
									V
									V
Middle	5190	-52.75	-25	-27.75	-79.94	-60	2.45	9.70	H
	7785	-44.56	-25	-19.56	-80.11	-54.19	2.34	11.97	H
	10380	-38.44	-25	-13.44	-81.26	-48.1	2.69	12.35	H
									H
									H
									H
									H
	5190	-52.70	-25	-27.70	-79.89	-59.95	2.45	9.70	V
	7785	-44.70	-25	-19.70	-80.25	-54.33	2.34	11.97	V
	10380	-38.20	-25	-13.20	-81.02	-47.86	2.69	12.35	V
									V
									V
									V
									V
								V	





Highest	5220	-53.01	-25	-28.01	-80.29	-60.25	2.46	9.70	H
	7830	-41.17	-25	-16.17	-76.81	-50.85	2.32	12.00	H
	10440	-37.91	-25	-12.91	-80.9	-47.59	2.69	12.38	H
									H
									H
									H
									H
	5220	-52.61	-25	-27.61	-79.89	-59.85	2.46	9.70	V
	7830	-44.07	-25	-19.07	-79.71	-53.75	2.32	12.00	V
	10440	-37.69	-25	-12.69	-80.68	-47.37	2.69	12.38	V
									V
									V
									V
									V

Remark: Spurious emissions within 30-1000MHz were found more than 20dB below limit line.



**Part27M LTE Band 41**

LTE Band 41 / 20MHz / QPSK									
Channel	Frequency ( MHz )	EIRP ( dBm )	Limit ( dBm )	Over Limit ( dB )	SPA Reading (dBm)	S.G. Power ( dBm )	TX Cable loss ( dB )	TX Antenna Gain (dBi)	Polarization (H/V)
Lowest	5016	-53.12	-25	-28.12	-79.88	-60.47	2.35	9.70	H
	7512	-45.58	-25	-20.58	-80.63	-54.96	2.43	11.81	H
	10020	-40.01	-25	-15.01	-81.58	-49.52	2.70	12.21	H
									H
									H
									H
									H
	5016	-53.22	-25	-28.22	-79.98	-60.57	2.35	9.70	V
	7512	-46.06	-25	-21.06	-81.11	-55.44	2.43	11.81	V
	10020	-39.50	-25	-14.50	-81.07	-49.01	2.70	12.21	V
									V
									V
									V
									V
Middle	5185	-52.79	-25	-27.79	-79.97	-60.05	2.44	9.70	H
	7776	-45.01	-25	-20.01	-80.55	-54.64	2.34	11.97	H
	10368	-38.51	-25	-13.51	-81.27	-48.16	2.69	12.35	H
									H
									H
									H
									H
	5185	-53.09	-25	-28.09	-80.27	-60.35	2.44	9.70	V
	7776	-45.23	-25	-20.23	-80.77	-54.86	2.34	11.97	V
	10368	-38.36	-25	-13.36	-81.12	-48.01	2.69	12.35	V
									V
									V
									V
									V



Highest	5364	-53.61	-25	-28.61	-81.26	-60.76	2.55	9.70	H
	8040	-44.82	-25	-19.82	-80.78	-54.68	2.28	12.13	H
	10716	-37.58	-25	-12.58	-81.18	-47.33	2.69	12.44	H
									H
									H
									H
									H
	5364	-53.79	-25	-28.79	-81.44	-60.94	2.55	9.70	V
	8040	-44.51	-25	-19.51	-80.47	-54.37	2.28	12.13	V
	10716	-37.45	-25	-12.45	-81.05	-47.2	2.69	12.44	V
									V
									V
									V
									V

Remark: Spurious emissions within 30-1000MHz were found more than 20dB below limit line.