

#01_GSM850_GPRS (4 Tx slots)_Left Cheek_Ch251

Communication System: GSM850 ; Frequency: 848.8 MHz; Duty Cycle: 1:2.08

Medium: HSL_850_171230 Medium parameters used: $f = 849$ MHz; $\sigma = 0.923$ S/m; $\epsilon_r = 42.29$; $\rho = 1000$ kg/m³

Ambient Temperature : 23.1 °C ; Liquid Temperature : 22.1 °C

DASY5 Configuration

- Probe: EX3DV4 - SN7306; ConvF(9.79, 9.79, 9.79); Calibrated: 2017/7/24;
- Sensor-Surface: 1.4mm (Mechanical Surface Detection)
- Electronics: DAE4 Sn853; Calibrated: 2017/7/19
- Phantom: SAM_Right; Type: QD000P40CD; Serial: S/N:1796
- Measurement SW: DASY52, Version 52.8 (8); SEMCAD X Version 14.6.10 (7373)

Area Scan (71x121x1): Interpolated grid: dx=1.500 mm, dy=1.500 mm

Maximum value of SAR (interpolated) = 0.420 W/kg


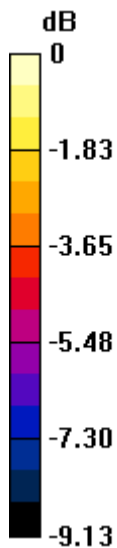
Zoom Scan (5x5x7)/Cube 0: Measurement grid: dx=8mm, dy=8mm, dz=5mm

Reference Value = 22.03 V/m; Power Drift = 0.01 dB

Peak SAR (extrapolated) = 0.484 W/kg

SAR(1 g) = 0.366 W/kg; SAR(10 g) = 0.279 W/kg

Maximum value of SAR (measured) = 0.439 W/kg



0 dB = 0.439 W/kg = -3.58 dBW/kg

#02_GSM1900_GPRS (4 Tx slots)_Left Cheek_Ch661

Communication System: PCS ; Frequency: 1880 MHz;Duty Cycle: 1:2.08

Medium: HSL_1900_180107 Medium parameters used: $f = 1880$ MHz; $\sigma = 1.419$ S/m; $\epsilon_r = 39.521$; $\rho = 1000$ kg/m³

Ambient Temperature : 23.1 °C ; Liquid Temperature : 22.1 °C

DASY5 Configuration

- Probe: EX3DV4 - SN3925; ConvF(8.73, 8.73, 8.73); Calibrated: 2017/5/24;
- Sensor-Surface: 1.4mm (Mechanical Surface Detection)
- Electronics: DAE4 Sn853; Calibrated: 2017/7/19
- Phantom: SAM_Right; Type: QD000P40CD; Serial: S/N:1796
- Measurement SW: DASY52, Version 52.8 (8); SEMCAD X Version 14.6.10 (7373)

Area Scan (71x121x1): Interpolated grid: dx=1.500 mm, dy=1.500 mm

Maximum value of SAR (interpolated) = 0.270 W/kg


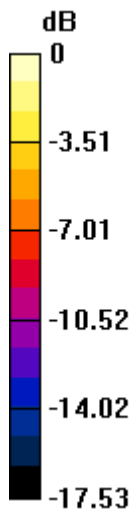
Zoom Scan (5x5x7)/Cube 0: Measurement grid: dx=8mm, dy=8mm, dz=5mm

Reference Value = 12.86 V/m; Power Drift = 0.11 dB

Peak SAR (extrapolated) = 0.335 W/kg

SAR(1 g) = 0.220 W/kg; SAR(10 g) = 0.142 W/kg

Maximum value of SAR (measured) = 0.285 W/kg



0 dB = 0.285 W/kg = -5.45 dBW/kg

#03_WCDMA II_RMC 12.2Kbps_Left Cheek_Ch9400

Communication System: WCDMA ; Frequency: 1880 MHz;Duty Cycle: 1:1

Medium: HSL_1900_180107 Medium parameters used: $f = 1880$ MHz; $\sigma = 1.419$ S/m; $\epsilon_r = 39.521$; $\rho = 1000$ kg/m³

Ambient Temperature : 23.1 °C ; Liquid Temperature : 22.1 °C

DASY5 Configuration

- Probe: EX3DV4 - SN3925; ConvF(8.73, 8.73, 8.73); Calibrated: 2017/5/24;
- Sensor-Surface: 1.4mm (Mechanical Surface Detection)
- Electronics: DAE4 Sn853; Calibrated: 2017/7/19
- Phantom: SAM_Right; Type: QD000P40CD; Serial: S/N:1796
- Measurement SW: DASY52, Version 52.8 (8); SEMCAD X Version 14.6.10 (7373)

Area Scan (71x121x1): Interpolated grid: dx=1.500 mm, dy=1.500 mm

Maximum value of SAR (interpolated) = 0.575 W/kg


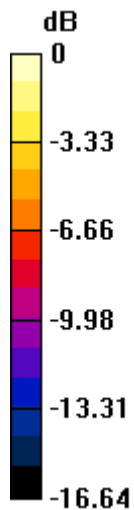
Zoom Scan (5x5x7)/Cube 0: Measurement grid: dx=8mm, dy=8mm, dz=5mm

Reference Value = 18.76 V/m; Power Drift = -0.13 dB

Peak SAR (extrapolated) = 0.629 W/kg

SAR(1 g) = 0.413 W/kg; SAR(10 g) = 0.265 W/kg

Maximum value of SAR (measured) = 0.539 W/kg



0 dB = 0.539 W/kg = -2.68 dBW/kg

#04_WCDMA IV_RMC 12.2Kbps_Left Cheek_Ch1513

Communication System: WCDMA ; Frequency: 1752.6 MHz; Duty Cycle: 1:1

Medium: HSL_1750_180106 Medium parameters used: $f = 1753$ MHz; $\sigma = 1.365$ S/m; $\epsilon_r = 38.75$; $\rho = 1000$ kg/m³

Ambient Temperature : 23.4 °C ; Liquid Temperature : 22.4 °C

DASY5 Configuration

- Probe: EX3DV4 - SN3925; ConvF(9, 9, 9); Calibrated: 2017/5/24;
- Sensor-Surface: 1.4mm (Mechanical Surface Detection)
- Electronics: DAE4 Sn853; Calibrated: 2017/7/19
- Phantom: SAM_Right; Type: QD000P40CD; Serial: S/N:1796
- Measurement SW: DASY52, Version 52.8 (8); SEMCAD X Version 14.6.10 (7373)

Area Scan (71x121x1): Interpolated grid: dx=1.500 mm, dy=1.500 mm

Maximum value of SAR (interpolated) = 0.524 W/kg


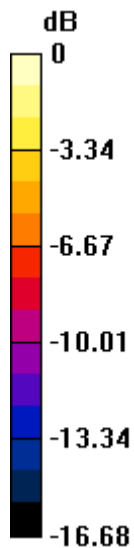
Zoom Scan (5x5x7)/Cube 0: Measurement grid: dx=8mm, dy=8mm, dz=5mm

Reference Value = 18.65 V/m; Power Drift = -0.12 dB

Peak SAR (extrapolated) = 0.606 W/kg

SAR(1 g) = 0.392 W/kg; SAR(10 g) = 0.247 W/kg

Maximum value of SAR (measured) = 0.514 W/kg



0 dB = 0.514 W/kg = -2.89 dBW/kg

#05_WCDMA V_RMC 12.2Kbps_Right Cheek_Ch4233

Communication System: WCDMA; Frequency: 846.6 MHz; Duty Cycle: 1:1

Medium: HSL_850_171230 Medium parameters used: $f = 847$ MHz; $\sigma = 0.921$ S/m; $\epsilon_r = 42.315$; $\rho = 1000$ kg/m³

Ambient Temperature : 23.1 °C ; Liquid Temperature : 22.1 °C

DASY5 Configuration

- Probe: EX3DV4 - SN7306; ConvF(9.79, 9.79, 9.79); Calibrated: 2017/7/24;
- Sensor-Surface: 1.4mm (Mechanical Surface Detection)
- Electronics: DAE4 Sn853; Calibrated: 2017/7/19
- Phantom: SAM_Right; Type: QD000P40CD; Serial: S/N:1796
- Measurement SW: DASY52, Version 52.8 (8); SEMCAD X Version 14.6.10 (7373)

Area Scan (61x121x1): Interpolated grid: dx=1.500 mm, dy=1.500 mm

Maximum value of SAR (interpolated) = 0.687 W/kg

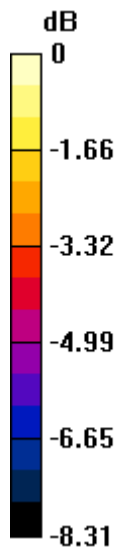
Zoom Scan (5x5x7)/Cube 0: Measurement grid: dx=8mm, dy=8mm, dz=5mm

Reference Value = 27.49 V/m; Power Drift = -0.08 dB

Peak SAR (extrapolated) = 0.726 W/kg

SAR(1 g) = 0.569 W/kg; SAR(10 g) = 0.452 W/kg

Maximum value of SAR (measured) = 0.671 W/kg



0 dB = 0.671 W/kg = -1.73 dBW/kg

#06_CDMA BC0_1xRTT RC3 SO55_Right Cheek_Ch777

Communication System: CDMA ; Frequency: 848.31 MHz; Duty Cycle: 1:1

Medium: HSL_850_171230 Medium parameters used: $f = 848.31$ MHz; $\sigma = 0.922$ S/m; $\epsilon_r = 42.298$; $\rho = 1000$ kg/m³

Ambient Temperature : 23.1 °C ; Liquid Temperature : 22.1 °C

DASY5 Configuration

- Probe: EX3DV4 - SN7306; ConvF(9.79, 9.79, 9.79); Calibrated: 2017/7/24;
- Sensor-Surface: 1.4mm (Mechanical Surface Detection)
- Electronics: DAE4 Sn853; Calibrated: 2017/7/19
- Phantom: SAM_Right; Type: QD000P40CD; Serial: S/N:1796
- Measurement SW: DASY52, Version 52.8 (8); SEMCAD X Version 14.6.10 (7373)

Area Scan (71x121x1): Interpolated grid: dx=1.500 mm, dy=1.500 mm

Maximum value of SAR (interpolated) = 0.627 W/kg

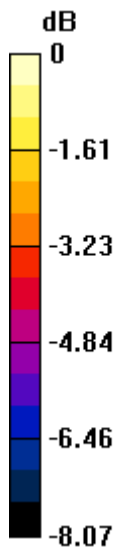
Zoom Scan (5x5x7)/Cube 0: Measurement grid: dx=8mm, dy=8mm, dz=5mm

Reference Value = 26.11 V/m; Power Drift = 0.05 dB

Peak SAR (extrapolated) = 0.670 W/kg

SAR(1 g) = 0.531 W/kg; SAR(10 g) = 0.416 W/kg

Maximum value of SAR (measured) = 0.619 W/kg



0 dB = 0.619 W/kg = -2.08 dBW/kg

#07_CDMA BC1_1xRTT RC3 SO55_Left Cheek_Ch600

Communication System: CDMA ; Frequency: 1880 MHz; Duty Cycle: 1:1

Medium: HSL_1900_180107 Medium parameters used: $f = 1880$ MHz; $\sigma = 1.419$ S/m; $\epsilon_r = 39.521$; $\rho = 1000$ kg/m³

Ambient Temperature : 23.1 °C ; Liquid Temperature : 22.1 °C

DASY5 Configuration

- Probe: EX3DV4 - SN3925; ConvF(8.73, 8.73, 8.73); Calibrated: 2017/5/24;
- Sensor-Surface: 1.4mm (Mechanical Surface Detection)
- Electronics: DAE4 Sn853; Calibrated: 2017/7/19
- Phantom: SAM_Right; Type: QD000P40CD; Serial: S/N:1796
- Measurement SW: DASY52, Version 52.8 (8); SEMCAD X Version 14.6.10 (7373)

Area Scan (71x121x1): Interpolated grid: dx=1.500 mm, dy=1.500 mm

Maximum value of SAR (interpolated) = 0.505 W/kg

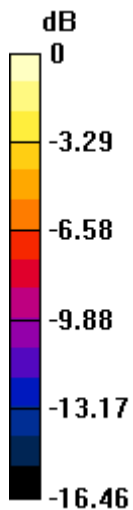
Zoom Scan (5x5x7)/Cube 0: Measurement grid: dx=8mm, dy=8mm, dz=5mm

Reference Value = 17.63 V/m; Power Drift = -0.10 dB

Peak SAR (extrapolated) = 0.566 W/kg

SAR(1 g) = 0.370 W/kg; SAR(10 g) = 0.239 W/kg

Maximum value of SAR (measured) = 0.488 W/kg



0 dB = 0.488 W/kg = -3.12 dBW/kg

#08_CDMA BC10_1xRTT RC3 SO55_Right Cheek_Ch684

Communication System: CDMA ; Frequency: 823.1 MHz; Duty Cycle: 1:1

Medium: HSL_850_171230 Medium parameters used: $f = 823.1$ MHz; $\sigma = 0.899$ S/m; $\epsilon_r = 42.624$; $\rho = 1000$ kg/m³

Ambient Temperature : 23.1 °C ; Liquid Temperature : 22.1 °C

DASY5 Configuration

- Probe: EX3DV4 - SN7306; ConvF(9.79, 9.79, 9.79); Calibrated: 2017/7/24;
- Sensor-Surface: 1.4mm (Mechanical Surface Detection)
- Electronics: DAE4 Sn853; Calibrated: 2017/7/19
- Phantom: SAM_Right; Type: QD000P40CD; Serial: S/N:1796
- Measurement SW: DASY52, Version 52.8 (8); SEMCAD X Version 14.6.10 (7373)

Area Scan (71x121x1): Interpolated grid: dx=1.500 mm, dy=1.500 mm

Maximum value of SAR (interpolated) = 0.604 W/kg


Zoom Scan (5x5x7)/Cube 0: Measurement grid: dx=8mm, dy=8mm, dz=5mm

Reference Value = 26.28 V/m; Power Drift = -0.07 dB

Peak SAR (extrapolated) = 0.672 W/kg

SAR(1 g) = 0.525 W/kg; SAR(10 g) = 0.411 W/kg

Maximum value of SAR (measured) = 0.616 W/kg



0 dB = 0.616 W/kg = -2.10 dBW/kg

#09_LTE Band 2_20M_QPSK_1_49_Right Cheek_Ch18900

Communication System: LTE; Frequency: 1880 MHz; Duty Cycle: 1:1

Medium: HSL_1900_180107 Medium parameters used: $f = 1880$ MHz; $\sigma = 1.419$ S/m; $\epsilon_r = 39.521$; $\rho = 1000$ kg/m³

Ambient Temperature : 23.1 °C; Liquid Temperature : 22.1 °C

DASY5 Configuration

- Probe: EX3DV4 - SN3925; ConvF(8.73, 8.73, 8.73); Calibrated: 2017/5/24;
- Sensor-Surface: 1.4mm (Mechanical Surface Detection)
- Electronics: DAE4 Sn853; Calibrated: 2017/7/19
- Phantom: SAM_Right; Type: QD000P40CD; Serial: S/N:1796
- Measurement SW: DASY52, Version 52.8 (8); SEMCAD X Version 14.6.10 (7373)

Area Scan (71x121x1): Interpolated grid: dx=1.500 mm, dy=1.500 mm

Maximum value of SAR (interpolated) = 0.447 W/kg


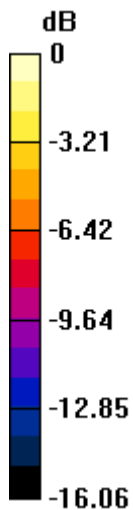
Zoom Scan (5x5x7)/Cube 0: Measurement grid: dx=8mm, dy=8mm, dz=5mm

Reference Value = 17.56 V/m; Power Drift = -0.12 dB

Peak SAR (extrapolated) = 0.638 W/kg

SAR(1 g) = 0.342 W/kg; SAR(10 g) = 0.213 W/kg

Maximum value of SAR (measured) = 0.552 W/kg



0 dB = 0.552 W/kg = -2.58 dBW/kg

#10_LTE Band 4_20M_QPSK_1_99_Left Cheek_Ch20175

Communication System: LTE; Frequency: 1732.5 MHz; Duty Cycle: 1:1

Medium: HSL_1750_180106 Medium parameters used: $f = 1732.5$ MHz; $\sigma = 1.345$ S/m; $\epsilon_r = 38.737$; $\rho = 1000$ kg/m³

Ambient Temperature : 23.4 °C ; Liquid Temperature : 22.4 °C

DASY5 Configuration

- Probe: EX3DV4 - SN3925; ConvF(9, 9, 9); Calibrated: 2017/5/24;
- Sensor-Surface: 1.4mm (Mechanical Surface Detection)
- Electronics: DAE4 Sn853; Calibrated: 2017/7/19
- Phantom: SAM_Right; Type: QD000P40CD; Serial: S/N:1796
- Measurement SW: DASY52, Version 52.8 (8); SEMCAD X Version 14.6.10 (7373)

Area Scan (71x121x1): Interpolated grid: dx=1.500 mm, dy=1.500 mm

Maximum value of SAR (interpolated) = 0.587 W/kg


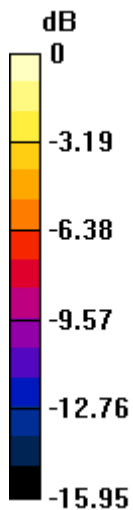
Zoom Scan (5x5x7)/Cube 0: Measurement grid: dx=8mm, dy=8mm, dz=5mm

Reference Value = 19.53 V/m; Power Drift = -0.01 dB

Peak SAR (extrapolated) = 0.795 W/kg

SAR(1 g) = 0.423 W/kg; SAR(10 g) = 0.264 W/kg

Maximum value of SAR (measured) = 0.674 W/kg



0 dB = 0.674 W/kg = -1.71 dBW/kg

#11_LTE Band 5_10M_QPSK_1_49_Right Cheek_Ch20525

Communication System: LTE; Frequency: 836.5 MHz; Duty Cycle: 1:1

Medium: HSL_850_180107 Medium parameters used: $f = 836.5$ MHz; $\sigma = 0.874$ S/m; $\epsilon_r = 43.213$; $\rho = 1000$ kg/m³

Ambient Temperature : 23.6 °C ; Liquid Temperature : 22.6 °C

DASY5 Configuration

- Probe: EX3DV4 - SN3925; ConvF(10.41, 10.41, 10.41); Calibrated: 2017/5/24;
- Sensor-Surface: 1.4mm (Mechanical Surface Detection)
- Electronics: DAE4 Sn853; Calibrated: 2017/7/19
- Phantom: SAM_Left; Type: QD000P40CD; Serial: S/N:1801
- Measurement SW: DASY52, Version 52.8 (8); SEMCAD X Version 14.6.10 (7373)

Area Scan (71x121x1): Interpolated grid: dx=1.500 mm, dy=1.500 mm

Maximum value of SAR (interpolated) = 0.656 W/kg


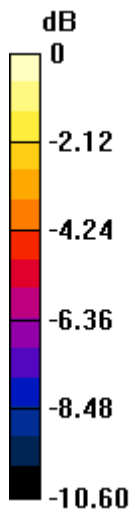
Zoom Scan (5x5x7)/Cube 0: Measurement grid: dx=8mm, dy=8mm, dz=5mm

Reference Value = 29.77 V/m; Power Drift = -0.17 dB

Peak SAR (extrapolated) = 0.682 W/kg

SAR(1 g) = 0.579 W/kg; SAR(10 g) = 0.427 W/kg

Maximum value of SAR (measured) = 0.670 W/kg



0 dB = 0.670 W/kg = -1.74 dBW/kg

#12_LTE Band 7_20M_QPSK_1_99_Right Cheek_Ch21350

Communication System: LTE ; Frequency: 2560 MHz;Duty Cycle: 1:1

Medium: HSL_2600_180108 Medium parameters used: $f = 2560$ MHz; $\sigma = 1.904$ S/m; $\epsilon_r = 38.528$; $\rho = 1000$ kg/m³

Ambient Temperature : 23.2 °C ; Liquid Temperature : 22.2 °C

DASY5 Configuration

- Probe: EX3DV4 - SN3925; ConvF(7.61, 7.61, 7.61); Calibrated: 2017/5/24;
- Sensor-Surface: 1.4mm (Mechanical Surface Detection)
- Electronics: DAE4 Sn853; Calibrated: 2017/7/19
- Phantom: SAM_Left; Type: QD000P40CD; Serial: S/N:1801
- Measurement SW: DASY52, Version 52.8 (8); SEMCAD X Version 14.6.10 (7373)

Area Scan (91x151x1): Interpolated grid: dx=1.200 mm, dy=1.200 mm

Maximum value of SAR (interpolated) = 0.526 W/kg


Zoom Scan (7x7x7)/Cube 0: Measurement grid: dx=5mm, dy=5mm, dz=5mm

Reference Value = 17.12 V/m; Power Drift = -0.15 dB

Peak SAR (extrapolated) = 0.944 W/kg

SAR(1 g) = 0.371 W/kg; SAR(10 g) = 0.198 W/kg

Maximum value of SAR (measured) = 0.759 W/kg



0 dB = 0.759 W/kg = -1.20 dBW/kg

#13_LTE Band 12_10M_QPSK_1_49_Left Cheek_Ch23095

Communication System: LTE ; Frequency: 707.5 MHz;Duty Cycle: 1:1

Medium: HSL_750_171230 Medium parameters used : $f = 707.5$ MHz; $\sigma = 0.86$ S/m; $\epsilon_r = 41.341$; $\rho = 1000$ kg/m³

Ambient Temperature : 23.1 °C ; Liquid Temperature : 22.1 °C

DASY5 Configuration

- Probe: EX3DV4 - SN7306; ConvF(9.96, 9.96, 9.96); Calibrated: 2017/7/24;
- Sensor-Surface: 1.4mm (Mechanical Surface Detection)
- Electronics: DAE4 Sn853; Calibrated: 2017/7/19
- Phantom: SAM_Right; Type: QD000P40CD; Serial: S/N:1796
- Measurement SW: DASY52, Version 52.8 (8); SEMCAD X Version 14.6.10 (7373)

Area Scan (61x121x1): Interpolated grid: dx=1.500 mm, dy=1.500 mm

Maximum value of SAR (interpolated) = 0.357 W/kg

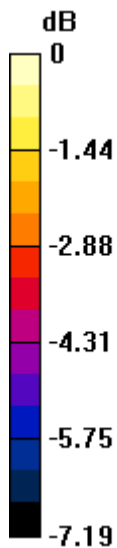
Zoom Scan (5x5x7)/Cube 0: Measurement grid: dx=8mm, dy=8mm, dz=5mm

Reference Value = 19.53 V/m; Power Drift = 0.02 dB

Peak SAR (extrapolated) = 0.355 W/kg

SAR(1 g) = 0.288 W/kg; SAR(10 g) = 0.230 W/kg

Maximum value of SAR (measured) = 0.337 W/kg



0 dB = 0.337 W/kg = -4.72 dBW/kg

#14_LTE Band 13_10M_QPSK_1_49_Left Cheek_Ch23230

Communication System: LTE ; Frequency: 782 MHz;Duty Cycle: 1:1

Medium: HSL_750_171230 Medium parameters used: $f = 782$ MHz; $\sigma = 0.93$ S/m; $\epsilon_r = 40.384$; $\rho = 1000$ kg/m³

Ambient Temperature : 23.1 °C ; Liquid Temperature : 22.1 °C

DASY5 Configuration

- Probe: EX3DV4 - SN7306; ConvF(9.96, 9.96, 9.96); Calibrated: 2017/7/24;
- Sensor-Surface: 1.4mm (Mechanical Surface Detection)
- Electronics: DAE4 Sn853; Calibrated: 2017/7/19
- Phantom: SAM_Right; Type: QD000P40CD; Serial: S/N:1796
- Measurement SW: DASY52, Version 52.8 (8); SEMCAD X Version 14.6.10 (7373)

Area Scan (61x121x1): Interpolated grid: dx=1.500 mm, dy=1.500 mm

Maximum value of SAR (interpolated) = 0.501 W/kg

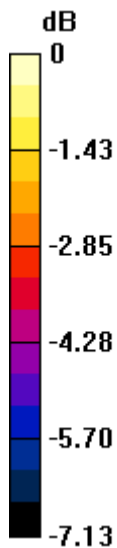
Zoom Scan (5x5x7)/Cube 0: Measurement grid: dx=8mm, dy=8mm, dz=5mm

Reference Value = 23.84 V/m; Power Drift = 0.18 dB

Peak SAR (extrapolated) = 0.516 W/kg

SAR(1 g) = 0.421 W/kg; SAR(10 g) = 0.335 W/kg

Maximum value of SAR (measured) = 0.480 W/kg



0 dB = 0.480 W/kg = -3.19 dBW/kg

#15_LTE Band 25_20M_QPSK_1_49_Left Cheek_Ch26140

Communication System: LTE; Frequency: 1860 MHz; Duty Cycle: 1:1

Medium: HSL_1900_180107 Medium parameters used: $f = 1860$ MHz; $\sigma = 1.401$ S/m; $\epsilon_r = 39.601$; $\rho = 1000$ kg/m³

Ambient Temperature : 23.1 °C ; Liquid Temperature : 22.1 °C

DASY5 Configuration

- Probe: EX3DV4 - SN3925; ConvF(8.73, 8.73, 8.73); Calibrated: 2017/5/24;
- Sensor-Surface: 1.4mm (Mechanical Surface Detection)
- Electronics: DAE4 Sn853; Calibrated: 2017/7/19
- Phantom: SAM_Right; Type: QD000P40CD; Serial: S/N:1796
- Measurement SW: DASY52, Version 52.8 (8); SEMCAD X Version 14.6.10 (7373)

Area Scan (71x121x1): Interpolated grid: dx=1.500 mm, dy=1.500 mm

Maximum value of SAR (interpolated) = 0.399 W/kg


Zoom Scan (5x5x7)/Cube 0: Measurement grid: dx=8mm, dy=8mm, dz=5mm

Reference Value = 14.88 V/m; Power Drift = 0.10 dB

Peak SAR (extrapolated) = 0.407 W/kg

SAR(1 g) = 0.267 W/kg; SAR(10 g) = 0.165 W/kg

Maximum value of SAR (measured) = 0.364 W/kg



0 dB = 0.364 W/kg = -4.39 dBW/kg

#16_LTE Band 26_15M_QPSK_1_74_Left Cheek_Ch26865

Communication System: LTE ; Frequency: 831.5 MHz; Duty Cycle: 1:1

Medium: HSL_850_171230 Medium parameters used : $f = 831.5$ MHz; $\sigma = 0.907$ S/m; $\epsilon_r = 42.516$; $\rho = 1000$ kg/m³

Ambient Temperature : 23.1 °C ; Liquid Temperature : 22.1 °C

DASY5 Configuration

- Probe: EX3DV4 - SN7306; ConvF(9.79, 9.79, 9.79); Calibrated: 2017/7/24;
- Sensor-Surface: 1.4mm (Mechanical Surface Detection)
- Electronics: DAE4 Sn853; Calibrated: 2017/7/19
- Phantom: SAM_Right; Type: QD000P40CD; Serial: S/N:1796
- Measurement SW: DASY52, Version 52.8 (8); SEMCAD X Version 14.6.10 (7373)

Area Scan (61x121x1): Interpolated grid: dx=1.500 mm, dy=1.500 mm

Maximum value of SAR (interpolated) = 0.630 W/kg


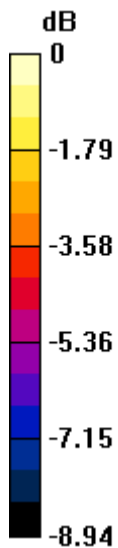
Zoom Scan (5x5x7)/Cube 0: Measurement grid: dx=8mm, dy=8mm, dz=5mm

Reference Value = 27.39 V/m; Power Drift = -0.10 dB

Peak SAR (extrapolated) = 0.807 W/kg

SAR(1 g) = 0.581 W/kg; SAR(10 g) = 0.470 W/kg

Maximum value of SAR (measured) = 0.781 W/kg



0 dB = 0.781 W/kg = -1.07 dBW/kg

#17_LTE Band 66_20M_QPSK_1_99_Left Cheek_Ch132572

Communication System: LTE; Frequency: 1770 MHz; Duty Cycle: 1:1

Medium: HSL_1750_180106 Medium parameters used: $f = 1770$ MHz; $\sigma = 1.377$ S/m; $\epsilon_r = 38.737$; $\rho = 1000$ kg/m³

Ambient Temperature : 23.4 °C ; Liquid Temperature : 22.4 °C

DASY5 Configuration

- Probe: EX3DV4 - SN3925; ConvF(9, 9, 9); Calibrated: 2017/5/24;
- Sensor-Surface: 1.4mm (Mechanical Surface Detection)
- Electronics: DAE4 Sn853; Calibrated: 2017/7/19
- Phantom: SAM_Right; Type: QD000P40CD; Serial: S/N:1796
- Measurement SW: DASY52, Version 52.8 (8); SEMCAD X Version 14.6.10 (7373)

Area Scan (71x121x1): Interpolated grid: dx=1.500 mm, dy=1.500 mm

Maximum value of SAR (interpolated) = 0.431 W/kg


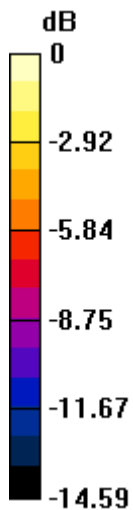
Zoom Scan (5x5x7)/Cube 0: Measurement grid: dx=8mm, dy=8mm, dz=5mm

Reference Value = 16.50 V/m; Power Drift = -0.17 dB

Peak SAR (extrapolated) = 0.476 W/kg

SAR(1 g) = 0.266 W/kg; SAR(10 g) = 0.170 W/kg

Maximum value of SAR (measured) = 0.379 W/kg



0 dB = 0.379 W/kg = -4.21 dBW/kg

#18_LTE Band 71_20M_QPSK_1_49_Left Cheek_Ch133322

Communication System: LTE ; Frequency: 683 MHz;Duty Cycle: 1:1

Medium: HSL_750_171230 Medium parameters used: $f = 683$ MHz; $\sigma = 0.838$ S/m; $\epsilon_r = 41.608$; $\rho = 1000$ kg/m³

Ambient Temperature : 23.1 °C ; Liquid Temperature : 22.1 °C

DASY5 Configuration

- Probe: EX3DV4 - SN7306; ConvF(9.96, 9.96, 9.96); Calibrated: 2017/7/24;
- Sensor-Surface: 1.4mm (Mechanical Surface Detection)
- Electronics: DAE4 Sn853; Calibrated: 2017/7/19
- Phantom: SAM_Right; Type: QD000P40CD; Serial: S/N:1796
- Measurement SW: DASY52, Version 52.8 (8); SEMCAD X Version 14.6.10 (7373)

Area Scan (71x121x1): Interpolated grid: dx=1.500 mm, dy=1.500 mm

Maximum value of SAR (interpolated) = 0.182 W/kg


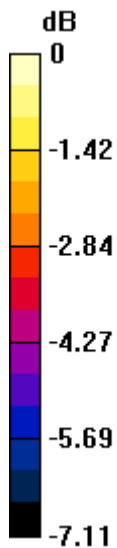
Zoom Scan (5x5x7)/Cube 0: Measurement grid: dx=8mm, dy=8mm, dz=5mm

Reference Value = 15.11 V/m; Power Drift = -0.12 dB

Peak SAR (extrapolated) = 0.187 W/kg

SAR(1 g) = 0.133 W/kg; SAR(10 g) = 0.106 W/kg

Maximum value of SAR (measured) = 0.178 W/kg



0 dB = 0.178 W/kg = -7.50 dBW/kg

#19_LTE Band 38_20M_QPSK_1_49_Right Cheek_Ch38000

Communication System: LTE; Frequency: 2595 MHz; Duty Cycle: 1:1.59

Medium: HSL_2600_180108 Medium parameters used : $f = 2595$ MHz; $\sigma = 1.944$ S/m; $\epsilon_r = 38.387$; $\rho = 1000$ kg/m³

Ambient Temperature : 23.2 °C ; Liquid Temperature : 22.2 °C

DASY5 Configuration

- Probe: EX3DV4 - SN3925; ConvF(7.61, 7.61, 7.61); Calibrated: 2017/5/24;
- Sensor-Surface: 1.4mm (Mechanical Surface Detection)
- Electronics: DAE4 Sn853; Calibrated: 2017/7/19
- Phantom: SAM_Left; Type: QD000P40CD; Serial: S/N:1801
- Measurement SW: DASY52, Version 52.8 (8); SEMCAD X Version 14.6.10 (7373)

Area Scan (91x151x1): Interpolated grid: dx=1.200 mm, dy=1.200 mm

Maximum value of SAR (interpolated) = 0.348 W/kg


Zoom Scan (7x7x7)/Cube 0: Measurement grid: dx=5mm, dy=5mm, dz=5mm

Reference Value = 10.89 V/m; Power Drift = 0.00 dB

Peak SAR (extrapolated) = 0.474 W/kg

SAR(1 g) = 0.237 W/kg; SAR(10 g) = 0.127 W/kg

Maximum value of SAR (measured) = 0.395 W/kg



0 dB = 0.395 W/kg = -4.03 dBW/kg

#20_LTE Band 41_20M_QPSK_1_99_Right Cheek_Ch39750

Communication System: LTE ; Frequency: 2506 MHz;Duty Cycle: 1:1.59

Medium: HSL_2600_180126 Medium parameters used: $f = 2506$ MHz; $\sigma = 1.861$ S/m; $\epsilon_r = 38.9$; $\rho = 1000$ kg/m³

Ambient Temperature : 23.7 °C ; Liquid Temperature : 22.7 °C

DASY5 Configuration

- Probe: EX3DV4 - SN3931; ConvF(7.38, 7.38, 7.38); Calibrated: 2017/9/29;
- Sensor-Surface: 1.4mm (Mechanical Surface Detection)
- Electronics: DAE4 Sn1399; Calibrated: 2017/11/16
- Phantom: SAM_Left; Type: QD000P40CD; Serial: S/N:1801
- Measurement SW: DASY52, Version 52.8 (8); SEMCAD X Version 14.6.10 (7373)

Area Scan (81x151x1): Interpolated grid: dx=1.200 mm, dy=1.200 mm

Maximum value of SAR (interpolated) = 0.536 W/kg


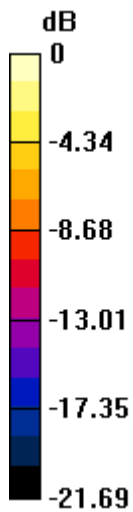
Zoom Scan (7x7x7)/Cube 0: Measurement grid: dx=5mm, dy=5mm, dz=5mm

Reference Value = 14.30 V/m; Power Drift = -0.13 dB

Peak SAR (extrapolated) = 0.631 W/kg

SAR(1 g) = 0.339 W/kg; SAR(10 g) = 0.186 W/kg

Maximum value of SAR (measured) = 0.524 W/kg



0 dB = 0.524 W/kg = -2.81 dBW/kg

#21_WLAN2.4GHz_802.11b 1Mbps_Left Cheek_Ch1

Communication System: 802.11b ; Frequency: 2412 MHz; Duty Cycle: 1:1.024

Medium: HSL_2450_180119 Medium parameters used: $f = 2412$ MHz; $\sigma = 1.721$ S/m; $\epsilon_r = 39.747$; $\rho = 1000$ kg/m³

Ambient Temperature : 23.6 °C ; Liquid Temperature : 22.6 °C

DASY5 Configuration

- Probe: EX3DV4 - SN7306; ConvF(7.49, 7.49, 7.49); Calibrated: 2017/7/24;
- Sensor-Surface: 1.4mm (Mechanical Surface Detection)
- Electronics: DAE4 Sn778; Calibrated: 2017/5/22
- Phantom: SAM_RIGHT; Type: QD000P40CD; Serial: 1719
- Measurement SW: DASY52, Version 52.8 (8); SEMCAD X Version 14.6.10 (7373)

Area Scan (81x81x1): Interpolated grid: dx=1.200 mm, dy=1.200 mm

Maximum value of SAR (interpolated) = 2.19 W/kg

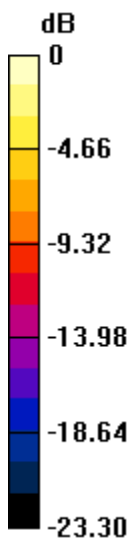
Zoom Scan (7x7x7)/Cube 0: Measurement grid: dx=5mm, dy=5mm, dz=5mm

Reference Value = 26.12 V/m; Power Drift = -0.09 dB

Peak SAR (extrapolated) = 2.79 W/kg

SAR(1 g) = 1.31 W/kg; SAR(10 g) = 0.630 W/kg

Maximum value of SAR (measured) = 2.15 W/kg



0 dB = 2.15 W/kg = 3.32 dBW/kg

#22_WLAN5GHz_802.11a 6Mbps_Left Cheek_Ch52

Communication System: 802.11a ; Frequency: 5260 MHz; Duty Cycle: 1:1.159

Medium: HSL_5G_180119 Medium parameters used: $f = 5260$ MHz; $\sigma = 4.522$ S/m; $\epsilon_r = 37.123$; $\rho = 1000$ kg/m³

Ambient Temperature : 23.6 °C ; Liquid Temperature : 22.6 °C

DASY5 Configuration

- Probe: EX3DV4 - SN3931; ConvF(5.34, 5.34, 5.34); Calibrated: 2017/9/29;
- Sensor-Surface: 1.4mm (Mechanical Surface Detection)
- Electronics: DAE4 Sn1399; Calibrated: 2017/11/16
- Phantom: SAM_RIGHT; Type: QD000P40CD; Serial: 1719
- Measurement SW: DASY52, Version 52.8 (8); SEMCAD X Version 14.6.10 (7373)

Area Scan (91x61x1): Interpolated grid: dx=1.000 mm, dy=1.000 mm

Maximum value of SAR (interpolated) = 1.76 W/kg

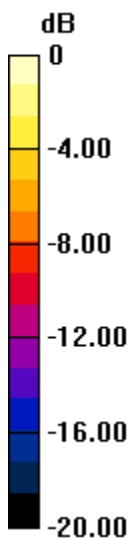
Zoom Scan (7x7x7)/Cube 0: Measurement grid: dx=4mm, dy=4mm, dz=1.4mm

Reference Value = 8.224 V/m; Power Drift = -0.04 dB

Peak SAR (extrapolated) = 3.26 W/kg

SAR(1 g) = 0.719 W/kg; SAR(10 g) = 0.202 W/kg

Maximum value of SAR (measured) = 1.75 W/kg



0 dB = 1.75 W/kg = 2.43 dBW/kg

#23_WLAN5GHz_802.11a 6Mbps_Left Cheek_Ch144

Communication System: 802.11a ; Frequency: 5720 MHz;Duty Cycle: 1:1.159

Medium: HSL_5G_180119 Medium parameters used: $f = 5720$ MHz; $\sigma = 4.981$ S/m; $\epsilon_r = 36.513$; $\rho = 1000$ kg/m³

Ambient Temperature : 23.6 °C ; Liquid Temperature : 22.6 °C

DASY5 Configuration

- Probe: EX3DV4 - SN3925; ConvF(4.87, 4.87, 4.87); Calibrated: 2017/5/24;
- Sensor-Surface: 1.4mm (Mechanical Surface Detection)
- Electronics: DAE4 Sn853; Calibrated: 2017/7/19
- Phantom: SAM_RIGHT; Type: QD000P40CD; Serial: 1719
- Measurement SW: DASY52, Version 52.8 (8); SEMCAD X Version 14.6.10 (7373)

Area Scan (91x61x1): Interpolated grid: dx=1.000 mm, dy=1.000 mm

Maximum value of SAR (interpolated) = 3.08 W/kg

Zoom Scan (7x7x7)/Cube 0: Measurement grid: dx=4mm, dy=4mm, dz=1.4mm

Reference Value = 8.000 V/m; Power Drift = 0.07 dB

Peak SAR (extrapolated) = 5.43 W/kg

SAR(1 g) = 1.09 W/kg; SAR(10 g) = 0.268 W/kg

Maximum value of SAR (measured) = 3.02 W/kg



0 dB = 3.02 W/kg = 4.80 dBW/kg

#24_WLAN5GHz_802.11a 6Mbps_Left Cheek_Ch165

Communication System: 802.11a ; Frequency: 5825 MHz;Duty Cycle: 1:1.159

Medium: HSL_5G_180119 Medium parameters used: $f = 5825$ MHz; $\sigma = 5.088$ S/m; $\epsilon_r = 36.38$; $\rho = 1000$ kg/m³

Ambient Temperature : 23.6 °C ; Liquid Temperature : 22.6 °C

DASY5 Configuration

- Probe: EX3DV4 - SN3931; ConvF(4.95, 4.95, 4.95); Calibrated: 2017/9/29;
- Sensor-Surface: 1.4mm (Mechanical Surface Detection)
- Electronics: DAE4 Sn1399; Calibrated: 2017/11/16
- Phantom: SAM_RIGHT; Type: QD000P40CD; Serial: 1719
- Measurement SW: DASY52, Version 52.8 (8); SEMCAD X Version 14.6.10 (7373)

Area Scan (91x61x1): Interpolated grid: dx=1.000 mm, dy=1.000 mm

Maximum value of SAR (interpolated) = 3.20 W/kg


Zoom Scan (7x7x7)/Cube 0: Measurement grid: dx=4mm, dy=4mm, dz=1.4mm

Reference Value = 9.093 V/m; Power Drift = -0.02 dB

Peak SAR (extrapolated) = 5.73 W/kg

SAR(1 g) = 1.16 W/kg; SAR(10 g) = 0.276 W/kg

Maximum value of SAR (measured) = 3.26 W/kg



0 dB = 3.26 W/kg = 5.13 dBW/kg

#25_Bluetooth_1Mbps_Left Cheek_Ch0

Communication System: Bluetooth ; Frequency: 2402 MHz;Duty Cycle: 1:1.305

Medium: HSL_2450_180111 Medium parameters used: $f = 2402$ MHz; $\sigma = 1.725$ S/m; $\epsilon_r = 38.948$; $\rho = 1000$ kg/m³

Ambient Temperature : 23.2 °C ; Liquid Temperature : 22.2 °C

DASY5 Configuration

- Probe: ES3DV3 - SN3169; ConvF(4.5, 4.5, 4.5); Calibrated: 2017/5/11;
- Sensor-Surface: 3mm (Mechanical Surface Detection)
- Electronics: DAE3 Sn495; Calibrated: 2017/5/22
- Phantom: SAM_Right; Type: QD000P40CD; Serial: S/N:1796
- Measurement SW: DASY52, Version 52.8 (8); SEMCAD X Version 14.6.10 (7373)

Area Scan (91x151x1): Interpolated grid: dx=1.200 mm, dy=1.200 mm

Maximum value of SAR (interpolated) = 0.303 W/kg


Zoom Scan (7x7x7)/Cube 0: Measurement grid: dx=5mm, dy=5mm, dz=5mm

Reference Value = 8.070 V/m; Power Drift = 0.11 dB

Peak SAR (extrapolated) = 0.476 W/kg

SAR(1 g) = 0.216 W/kg; SAR(10 g) = 0.104 W/kg

Maximum value of SAR (measured) = 0.279 W/kg



0 dB = 0.279 W/kg = -5.54 dBW/kg

#26_GSM850_GPRS (4 Tx slots)_Back_5mm_Ch251

Communication System: GSM850 ; Frequency: 848.8 MHz; Duty Cycle: 1:2.08

Medium: MSL_850_180110 Medium parameters used: $f = 849$ MHz; $\sigma = 0.95$ S/m; $\epsilon_r = 55.981$; $\rho = 1000$ kg/m³

Ambient Temperature : 23.5 °C ; Liquid Temperature : 22.5 °C

DASY5 Configuration

- Probe: EX3DV4 - SN3931; ConvF(10.09, 10.09, 10.09); Calibrated: 2017/9/29;
- Sensor-Surface: 1.4mm (Mechanical Surface Detection)
- Electronics: DAE4 Sn1399; Calibrated: 2017/11/16
- Phantom: SAM_Right; Type: QD000P40CD; Serial: S/N:1796
- Measurement SW: DASY52, Version 52.8 (8); SEMCAD X Version 14.6.10 (7373)

Area Scan (71x121x1): Interpolated grid: dx=1.500 mm, dy=1.500 mm

Maximum value of SAR (interpolated) = 1.23 W/kg

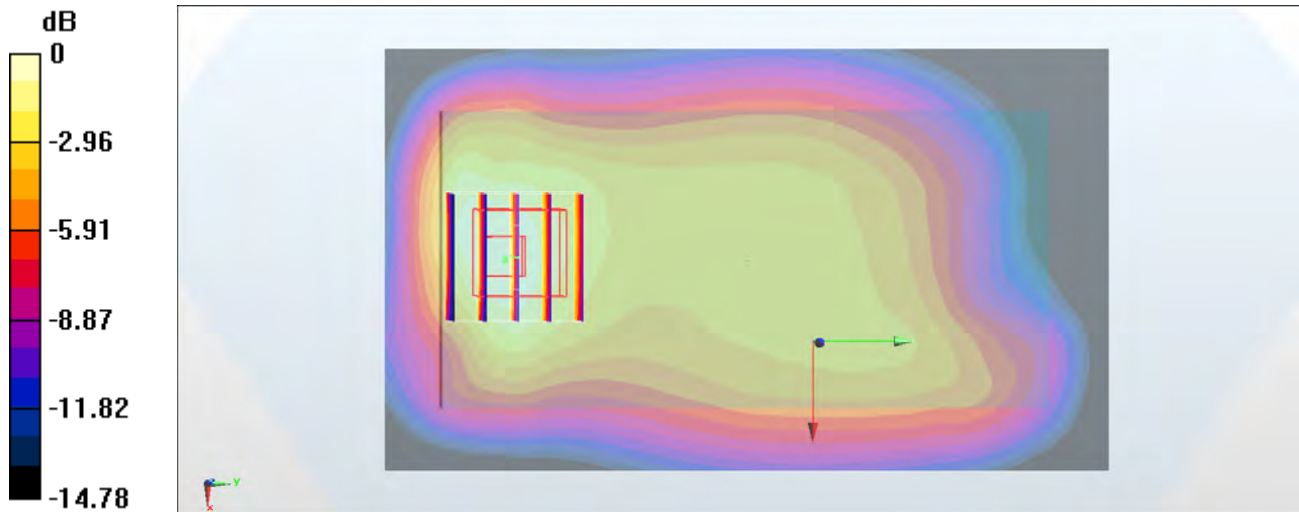
Zoom Scan (5x5x7)/Cube 0: Measurement grid: dx=8mm, dy=8mm, dz=5mm

Reference Value = 32.91 V/m; Power Drift = 0.06 dB

Peak SAR (extrapolated) = 1.52 W/kg

SAR(1 g) = 0.910 W/kg; SAR(10 g) = 0.554 W/kg

Maximum value of SAR (measured) = 1.22 W/kg



0 dB = 1.22 W/kg = 0.86 dBW/kg

#27_GSM1900_GPRS (4 Tx slots)_Back_5mm_Ch661

Communication System: PCS ; Frequency: 1880 MHz;Duty Cycle: 1:2.08

Medium: MSL_1900_180128 Medium parameters used: $f = 1880$ MHz; $\sigma = 1.527$ S/m; $\epsilon_r = 51.684$; $\rho = 1000$ kg/m³

Ambient Temperature : 23.4 °C ; Liquid Temperature : 22.4 °C

DASY5 Configuration

- Probe: EX3DV4 - SN3931; ConvF(8.12, 8.12, 8.12); Calibrated: 2017/9/29;
- Sensor-Surface: 1.4mm (Mechanical Surface Detection)
- Electronics: DAE4 Sn1399; Calibrated: 2017/11/16
- Phantom: SAM_Left; Type: QD000P40CD; Serial: S/N:1801
- Measurement SW: DASY52, Version 52.8 (8); SEMCAD X Version 14.6.10 (7373)

Area Scan (71x71x1): Interpolated grid: dx=1.500 mm, dy=1.500 mm

Maximum value of SAR (interpolated) = 0.786 W/kg

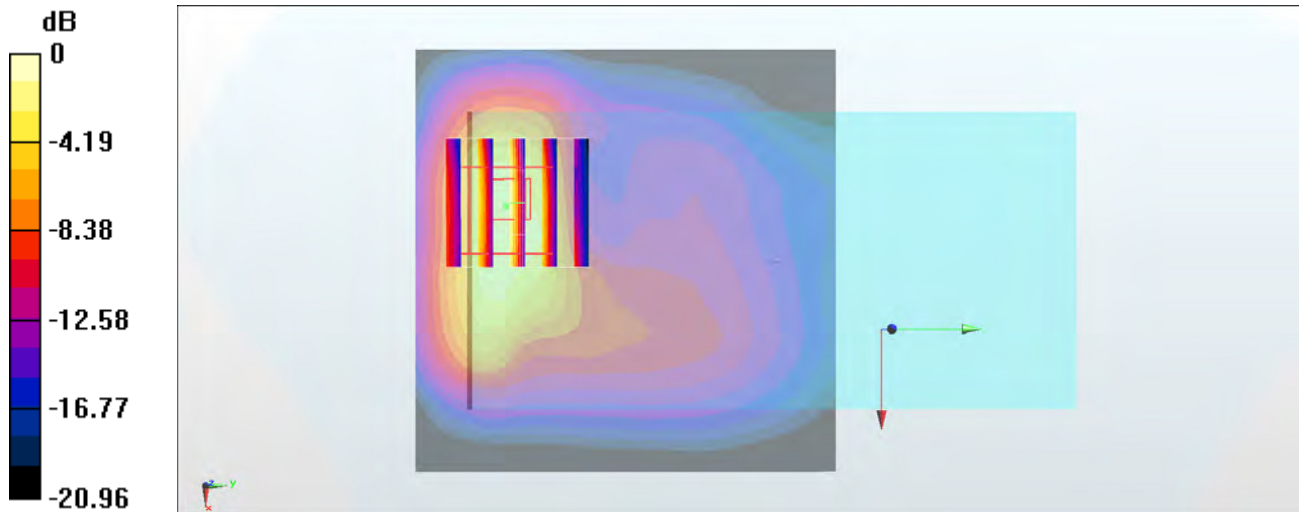
Zoom Scan (5x5x7)/Cube 0: Measurement grid: dx=8mm, dy=8mm, dz=5mm

Reference Value = 15.01 V/m; Power Drift = 0.07 dB

Peak SAR (extrapolated) = 1.29 W/kg

SAR(1 g) = 0.689 W/kg; SAR(10 g) = 0.331 W/kg

Maximum value of SAR (measured) = 1.09 W/kg



0 dB = 1.09 W/kg = 0.37 dBW/kg

#28_WCDMA II_RMC 12.2Kbps_Back_5mm_Ch9262

Communication System: WCDMA ; Frequency: 1852.4 MHz; Duty Cycle: 1:1

Medium: MSL_1900_180122 Medium parameters used : $f = 1852.4$ MHz; $\sigma = 1.501$ S/m; $\epsilon_r = 51.914$; $\rho = 1000$ kg/m³

Ambient Temperature : 23.4 °C ; Liquid Temperature : 22.4 °C

DASY5 Configuration

- Probe: ES3DV3 - SN3270; ConvF(4.9, 4.9, 4.9); Calibrated: 2017/9/25;
- Sensor-Surface: 3mm (Mechanical Surface Detection)
- Electronics: DAE4 Sn854; Calibrated: 2017/5/2
- Phantom: SAM_RIGHT; Type: QD000P40CD; Serial: 1719
- Measurement SW: DASY52, Version 52.8 (8); SEMCAD X Version 14.6.10 (7373)

Area Scan (71x71x1): Interpolated grid: dx=1.500 mm, dy=1.500 mm

Maximum value of SAR (interpolated) = 1.28 W/kg

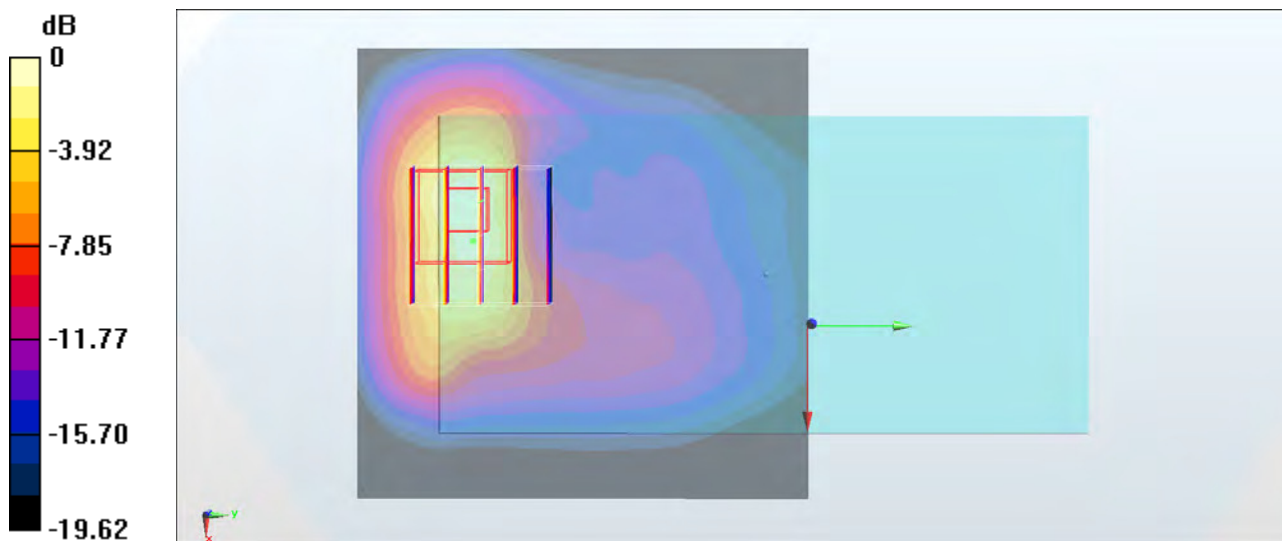
Zoom Scan (5x5x7)/Cube 0: Measurement grid: dx=8mm, dy=8mm, dz=5mm

Reference Value = 21.28 V/m; Power Drift = -0.09 dB

Peak SAR (extrapolated) = 2.39 W/kg

SAR(1 g) = 1.2 W/kg; SAR(10 g) = 0.572 W/kg

Maximum value of SAR (measured) = 1.49 W/kg



0 dB = 1.49 W/kg = 1.73 dBW/kg

#29_WCDMA IV_RMC 12.2Kbps_Back_5mm_Ch1513

Communication System: WCDMA ; Frequency: 1752.6 MHz; Duty Cycle: 1:1

Medium: MSL_1750_180123 Medium parameters used: $f = 1753$ MHz; $\sigma = 1.469$ S/m; $\epsilon_r = 55.24$; $\rho = 1000$ kg/m³

Ambient Temperature : 23.3 °C ; Liquid Temperature : 22.3 °C

DASY5 Configuration

- Probe: ES3DV3 - SN3270; ConvF(5, 5, 5); Calibrated: 2017/9/25;
- Sensor-Surface: 3mm (Mechanical Surface Detection)
- Electronics: DAE4 Sn854; Calibrated: 2017/5/2
- Phantom: SAM_RIGHT; Type: QD000P40CD; Serial: 1719
- Measurement SW: DASY52, Version 52.8 (8); SEMCAD X Version 14.6.10 (7373)

Area Scan (71x71x1): Interpolated grid: dx=1.500 mm, dy=1.500 mm

Maximum value of SAR (interpolated) = 1.48 W/kg

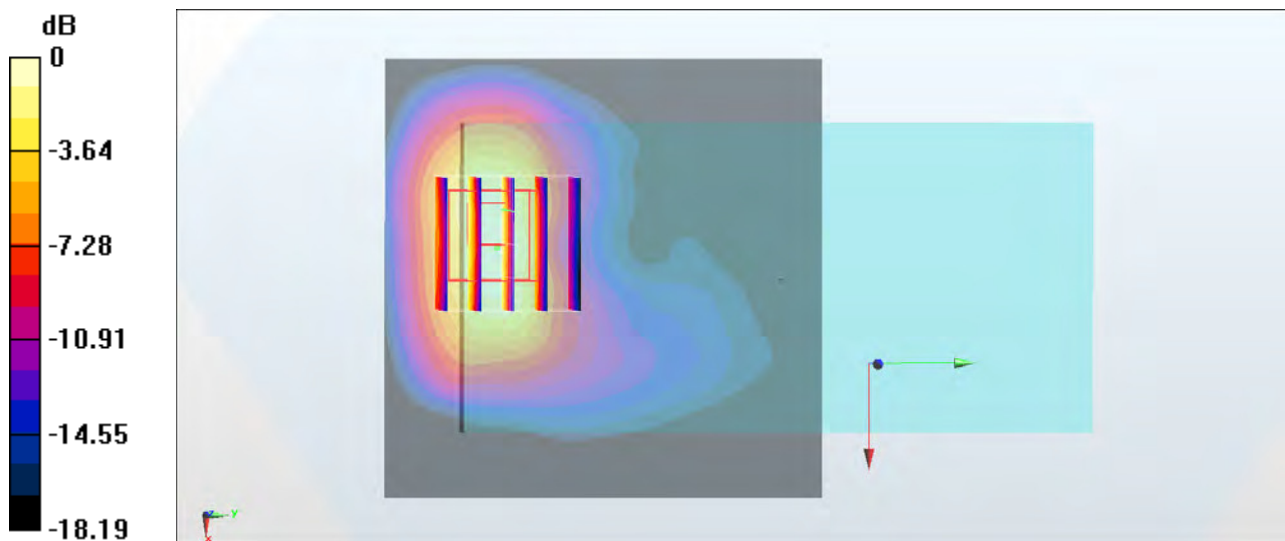
Zoom Scan (5x5x7)/Cube 0 : Measurement grid: dx=8mm, dy=8mm, dz=5mm

Reference Value = 23.72 V/m; Power Drift = -0.15 dB

Peak SAR (extrapolated) = 2.49 W/kg

SAR(1 g) = 1.26 W/kg; SAR(10 g) = 0.648 W/kg

Maximum value of SAR (measured) = 1.54 W/kg



0 dB = 1.54 W/kg = 1.88 dBW/kg

#30_WCDMA V_RMC 12.2Kbps_Back_5mm_Ch4233

Communication System: WCDMA ; Frequency: 846.6 MHz; Duty Cycle: 1:1

Medium: MSL_850_180123 Medium parameters used: $f = 847$ MHz; $\sigma = 0.976$ S/m; $\epsilon_r = 56.83$; $\rho = 1000$ kg/m³

Ambient Temperature : 23.2 °C ; Liquid Temperature : 22.2 °C

DASY5 Configuration

- Probe: ES3DV3 - SN3270; ConvF(6.09, 6.09, 6.09); Calibrated: 2017/9/25;
- Sensor-Surface: 3mm (Mechanical Surface Detection)
- Electronics: DAE4 Sn854; Calibrated: 2017/5/2
- Phantom: SAM_RIGHT; Type: QD000P40CD; Serial: 1719
- Measurement SW: DASY52, Version 52.8 (8); SEMCAD X Version 14.6.10 (7373)

Area Scan (71x91x1): Interpolated grid: dx=1.500 mm, dy=1.500 mm

Maximum value of SAR (interpolated) = 1.15 W/kg

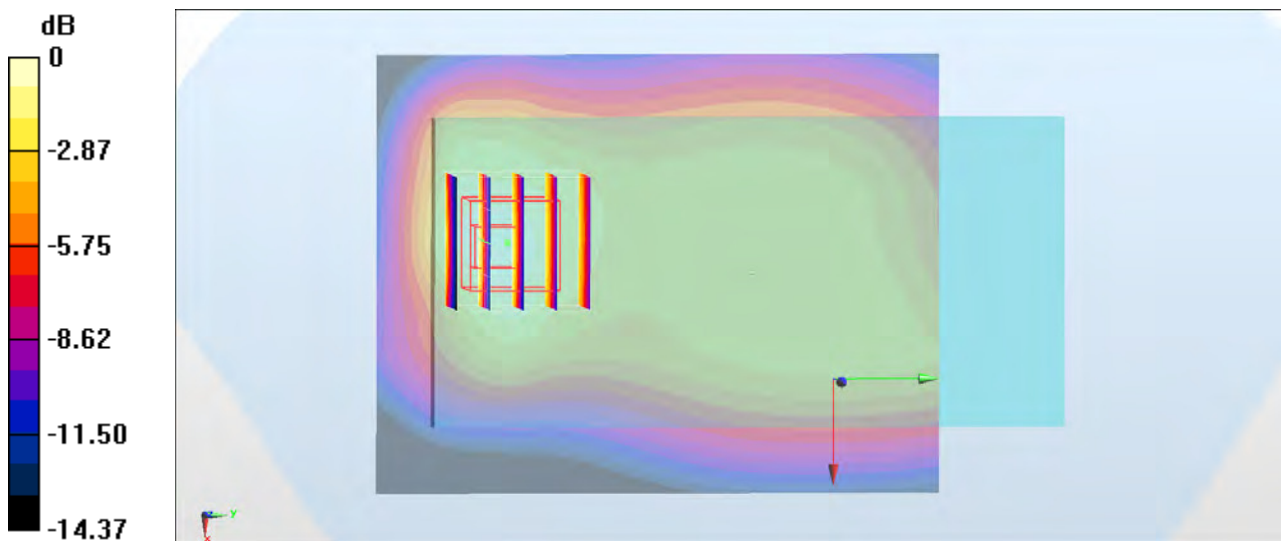
Zoom Scan (5x5x7)/Cube 0: Measurement grid: dx=8mm, dy=8mm, dz=5mm

Reference Value = 32.12 V/m; Power Drift = -0.08 dB

Peak SAR (extrapolated) = 1.60 W/kg

SAR(1 g) = 0.967 W/kg; SAR(10 g) = 0.579 W/kg

Maximum value of SAR (measured) = 1.15 W/kg



0 dB = 1.15 W/kg = 0.61 dBW/kg

#31_CDMA BC0_RTAP 153.6Kbps_Right Side_5mm_Ch384

Communication System: CDMA ; Frequency: 836.52 MHz; Duty Cycle: 1:1

Medium: MSL_850_180110 Medium parameters used: $f = 837$ MHz; $\sigma = 0.939$ S/m; $\epsilon_r = 56.053$; $\rho = 1000$ kg/m³

Ambient Temperature : 23.5 °C ; Liquid Temperature : 22.5 °C

DASY5 Configuration

- Probe: EX3DV4 - SN3931; ConvF(10.09, 10.09, 10.09); Calibrated: 2017/9/29;
- Sensor-Surface: 1.4mm (Mechanical Surface Detection)
- Electronics: DAE4 Sn1399; Calibrated: 2017/11/16
- Phantom: SAM_Right; Type: QD000P40CD; Serial: S/N:1796
- Measurement SW: DASY52, Version 52.8 (8); SEMCAD X Version 14.6.10 (7373)

Area Scan (41x121x1): Interpolated grid: dx=1.500 mm, dy=1.500 mm

Maximum value of SAR (interpolated) = 1.26 W/kg

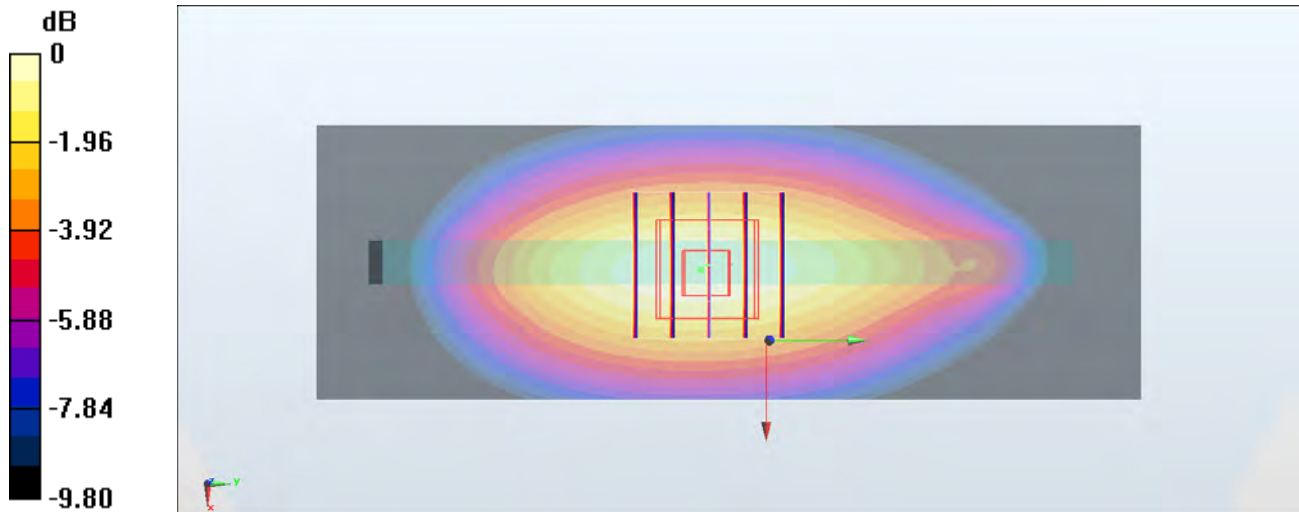
Zoom Scan (5x5x7)/Cube 0: Measurement grid: dx=8mm, dy=8mm, dz=5mm

Reference Value = 29.98 V/m; Power Drift = 0.14 dB

Peak SAR (extrapolated) = 1.44 W/kg

SAR(1 g) = 0.949 W/kg; SAR(10 g) = 0.639 W/kg

Maximum value of SAR (measured) = 1.26 W/kg



0 dB = 1.26 W/kg = 1.00 dBW/kg

#32_CDMA BC1_RTAP 153.6Kbps_Back_5mm_Ch25

Communication System: CDMA ; Frequency: 1851.25 MHz; Duty Cycle: 1:1

Medium: MSL_1900_180125 Medium parameters used: $f = 1851.25$ MHz; $\sigma = 1.498$ S/m; $\epsilon_r = 51.876$; $\rho = 1000$ kg/m³

Ambient Temperature : 23.6 °C ; Liquid Temperature : 22.6 °C

DASY5 Configuration

- Probe: EX3DV4 - SN3931; ConvF(8.12, 8.12, 8.12); Calibrated: 2017/9/29;
- Sensor-Surface: 1.4mm (Mechanical Surface Detection)
- Electronics: DAE4 Sn1399; Calibrated: 2017/11/16
- Phantom: SAM_Left; Type: QD000P40CD; Serial: S/N:1801
- Measurement SW: DASY52, Version 52.8 (8); SEMCAD X Version 14.6.10 (7373)

Area Scan (71x71x1): Interpolated grid: dx=1.500 mm, dy=1.500 mm

Maximum value of SAR (interpolated) = 1.50 W/kg

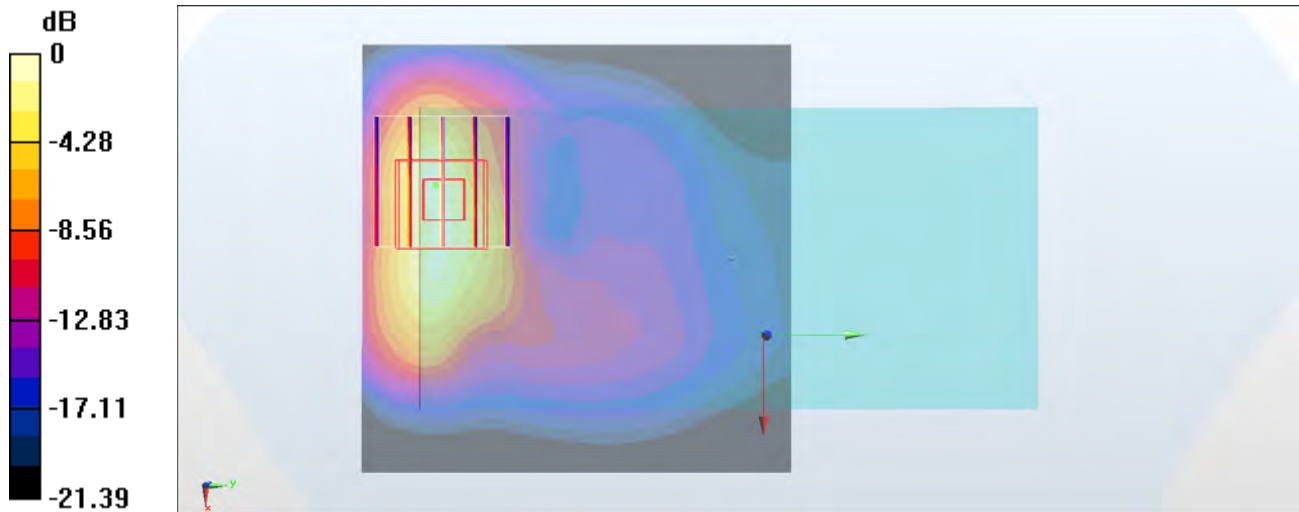
Zoom Scan (5x5x7)/Cube 0: Measurement grid: dx=8mm, dy=8mm, dz=5mm

Reference Value = 19.97 V/m; Power Drift = -0.06 dB

Peak SAR (extrapolated) = 2.24 W/kg

SAR(1 g) = 1.2 W/kg; SAR(10 g) = 0.584 W/kg

Maximum value of SAR (measured) = 1.80 W/kg



0 dB = 1.80 W/kg = 2.55 dBW/kg

#33_CDMA BC10_RTAP 153.6Kbps_Right Side_5mm_Ch580

Communication System: CDMA ; Frequency: 820.5 MHz;Duty Cycle: 1:1

Medium: MSL_850_180110 Medium parameters used: $f = 820.5$ MHz; $\sigma = 0.925$ S/m; $\epsilon_r = 56.189$; $\rho = 1000$ kg/m³

Ambient Temperature : 23.5 °C ; Liquid Temperature : 22.5 °C

DASY5 Configuration

- Probe: EX3DV4 - SN3931; ConvF(10.09, 10.09, 10.09); Calibrated: 2017/9/29;
- Sensor-Surface: 1.4mm (Mechanical Surface Detection)
- Electronics: DAE4 Sn1399; Calibrated: 2017/11/16
- Phantom: SAM_Right; Type: QD000P40CD; Serial: S/N:1796
- Measurement SW: DASY52, Version 52.8 (8); SEMCAD X Version 14.6.10 (7373)

Area Scan (41x121x1): Interpolated grid: dx=1.500 mm, dy=1.500 mm

Maximum value of SAR (interpolated) = 1.28 W/kg

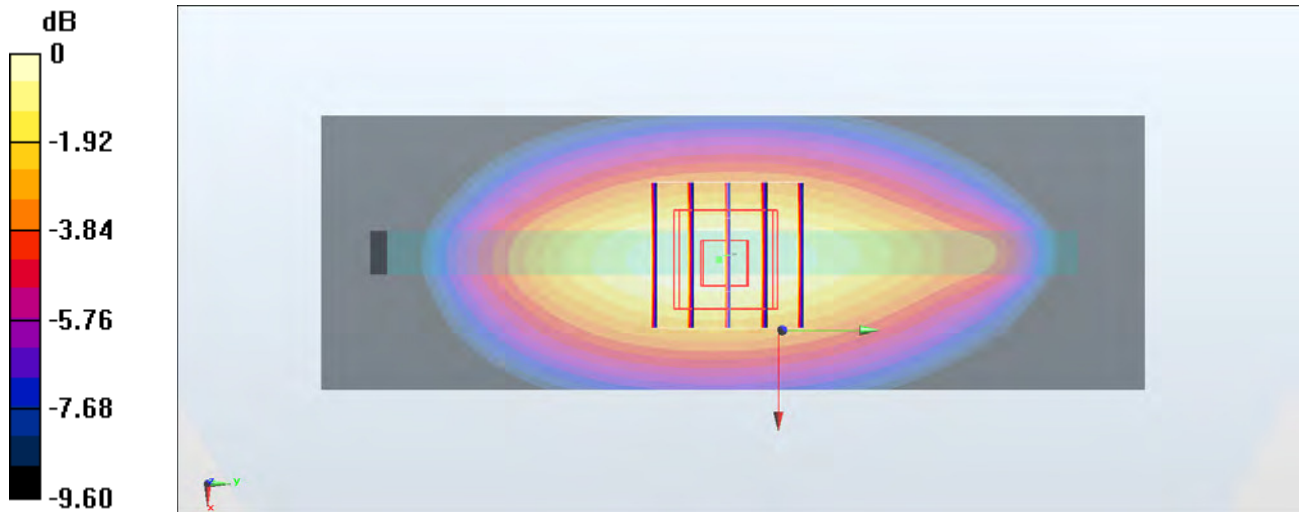
Zoom Scan (5x5x7)/Cube 0: Measurement grid: dx=8mm, dy=8mm, dz=5mm

Reference Value = 30.74 V/m; Power Drift = 0.11 dB

Peak SAR (extrapolated) = 1.46 W/kg

SAR(1 g) = 0.964 W/kg; SAR(10 g) = 0.653 W/kg

Maximum value of SAR (measured) = 1.27 W/kg



0 dB = 1.27 W/kg = 1.04 dBW/kg

#34_LTE Band 2_20M_QPSK_50_0_Back_5mm_Ch18700

Communication System: LTE ; Frequency: 1860 MHz;Duty Cycle: 1:1

Medium: MSL_1900_180128 Medium parameters used: $f = 1860$ MHz; $\sigma = 1.506$ S/m; $\epsilon_r = 51.743$; $\rho = 1000$ kg/m³

Ambient Temperature : 23.4 °C ; Liquid Temperature : 22.4 °C

DASY5 Configuration

- Probe: EX3DV4 - SN3931; ConvF(8.12, 8.12, 8.12); Calibrated: 2017/9/29;
- Sensor-Surface: 1.4mm (Mechanical Surface Detection)
- Electronics: DAE4 Sn1399; Calibrated: 2017/11/16
- Phantom: SAM_Left; Type: QD000P40CD; Serial: S/N:1801
- Measurement SW: DASY52, Version 52.8 (8); SEMCAD X Version 14.6.10 (7373)

Area Scan (71x71x1): Interpolated grid: dx=1.500 mm, dy=1.500 mm

Maximum value of SAR (interpolated) = 1.30 W/kg


Zoom Scan (5x5x7)/Cube 0: Measurement grid: dx=8mm, dy=8mm, dz=5mm

Reference Value = 16.93 V/m; Power Drift = -0.10 dB

Peak SAR (extrapolated) = 1.90 W/kg

SAR(1 g) = 1.02 W/kg; SAR(10 g) = 0.489 W/kg

Maximum value of SAR (measured) = 1.45 W/kg



0 dB = 1.45 W/kg = 1.61 dBW/kg

#35_LTE Band 4_20M_QPSK_1_99_Back_5mm_Ch20175

Communication System: LTE; Frequency: 1732.5 MHz; Duty Cycle: 1:1

Medium: MSL_1750_180128 Medium parameters used: $f = 1732.5$ MHz; $\sigma = 1.444$ S/m; $\epsilon_r = 55.19$; $\rho = 1000$ kg/m³

Ambient Temperature : 23.4 °C ; Liquid Temperature : 22.4 °C

DASY5 Configuration

- Probe: EX3DV4 - SN3931; ConvF(8.43, 8.43, 8.43); Calibrated: 2017/9/29;
- Sensor-Surface: 1.4mm (Mechanical Surface Detection)
- Electronics: DAE4 Sn1399; Calibrated: 2017/11/16
- Phantom: SAM_Left; Type: QD000P40CD; Serial: S/N:1801
- Measurement SW: DASY52, Version 52.8 (8); SEMCAD X Version 14.6.10 (7373)

Area Scan (71x71x1): Interpolated grid: dx=1.500 mm, dy=1.500 mm

Maximum value of SAR (interpolated) = 1.22 W/kg

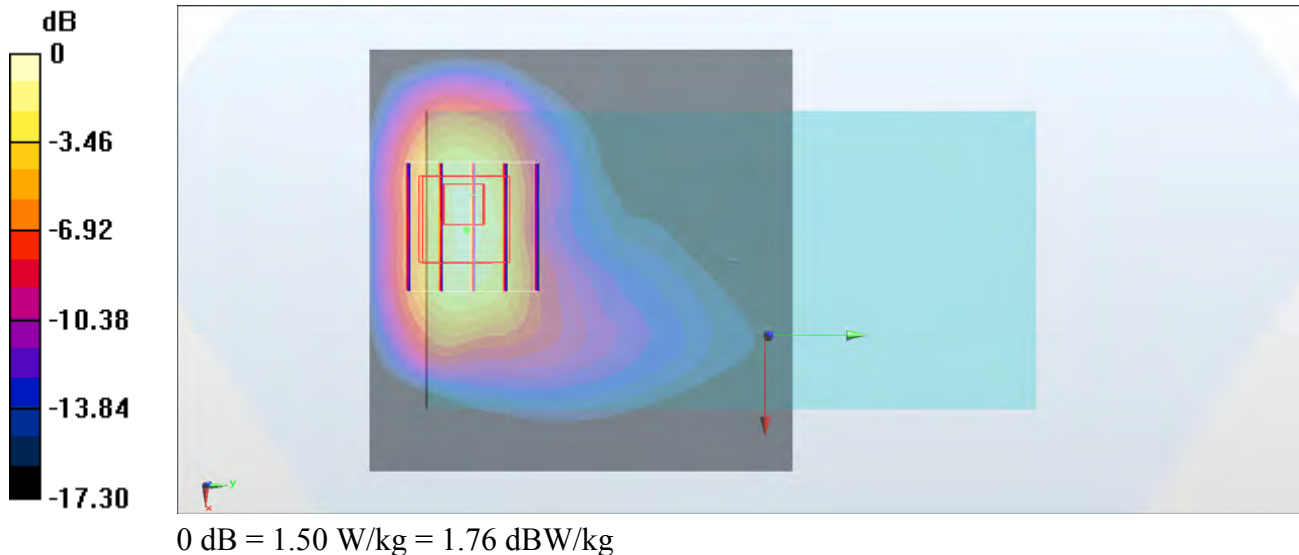
Zoom Scan (5x5x7)/Cube 0: Measurement grid: dx=8mm, dy=8mm, dz=5mm

Reference Value = 26.22 V/m; Power Drift = -0.03 dB

Peak SAR (extrapolated) = 1.83 W/kg

SAR(1 g) = 0.966 W/kg; SAR(10 g) = 0.500 W/kg

Maximum value of SAR (measured) = 1.50 W/kg



#36_LTE Band 5_10M_QPSK_1_49_Right Side_5mm_Ch20525

Communication System: LTE ; Frequency: 836.5 MHz;Duty Cycle: 1:1

Medium: MSL_850_180110 Medium parameters used : $f = 836.5$ MHz; $\sigma = 0.938$ S/m; $\epsilon_r = 56.055$; $\rho = 1000$ kg/m³

Ambient Temperature : 23.5 °C ; Liquid Temperature : 22.5 °C

DASY5 Configuration

- Probe: EX3DV4 - SN3931; ConvF(10.09, 10.09, 10.09); Calibrated: 2017/9/29;
- Sensor-Surface: 1.4mm (Mechanical Surface Detection)
- Electronics: DAE4 Sn1399; Calibrated: 2017/11/16
- Phantom: SAM_Right; Type: QD000P40CD; Serial: S/N:1796
- Measurement SW: DASY52, Version 52.8 (8); SEMCAD X Version 14.6.10 (7373)

Area Scan (41x121x1): Interpolated grid: dx=1.500 mm, dy=1.500 mm

Maximum value of SAR (interpolated) = 1.16 W/kg

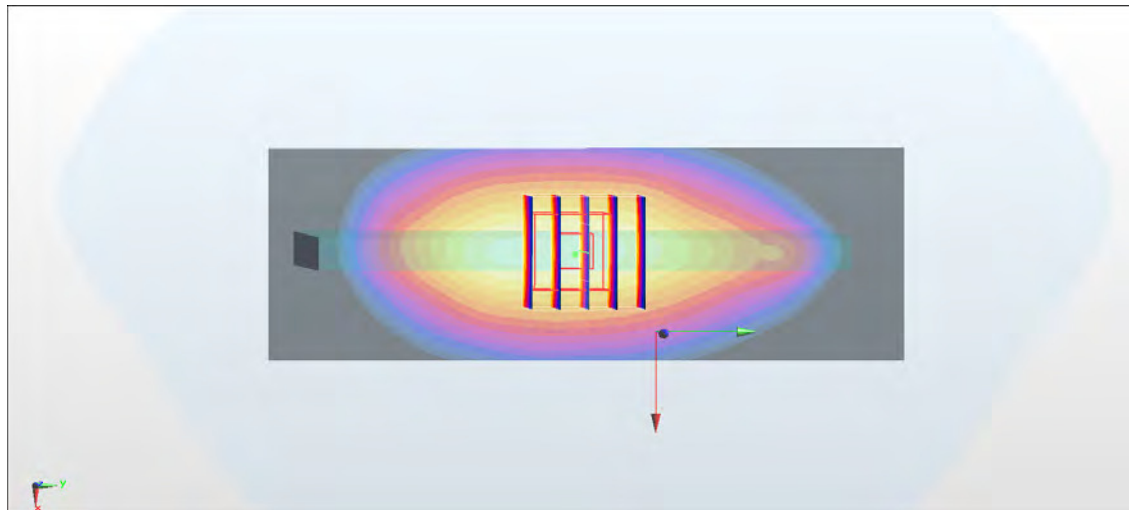
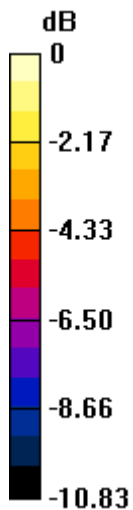
Zoom Scan (5x5x7)/Cube 0: Measurement grid: dx=8mm, dy=8mm, dz=5mm

Reference Value = 33.40 V/m; Power Drift = -0.09 dB

Peak SAR (extrapolated) = 1.39 W/kg

SAR(1 g) = 0.835 W/kg; SAR(10 g) = 0.550 W/kg

Maximum value of SAR (measured) = 1.19 W/kg



0 dB = 1.19 W/kg = 0.76 dBW/kg

#37_LTE Band 7_20M_QPSK_1_49_Back_5mm_Ch21350

Communication System: LTE ; Frequency: 2560 MHz;Duty Cycle: 1:1

Medium: MSL_2600_180123 Medium parameters used: $f = 2560$ MHz; $\sigma = 2.151$ S/m; $\epsilon_r = 54.036$; $\rho = 1000$ kg/m³

Ambient Temperature : 23.1 °C ; Liquid Temperature : 22.1 °C

DASY5 Configuration

- Probe: EX3DV4 - SN3931; ConvF(7.45, 7.45, 7.45); Calibrated: 2017/9/29;
- Sensor-Surface: 1.4mm (Mechanical Surface Detection)
- Electronics: DAE4 Sn1399; Calibrated: 2017/11/16
- Phantom: SAM_Left; Type: QD000P40CD; Serial: S/N:1801
- Measurement SW: DASY52, Version 52.8 (8); SEMCAD X Version 14.6.10 (7373)

Area Scan (81x81x1): Interpolated grid: dx=1.200 mm, dy=1.200 mm

Maximum value of SAR (interpolated) = 1.60 W/kg

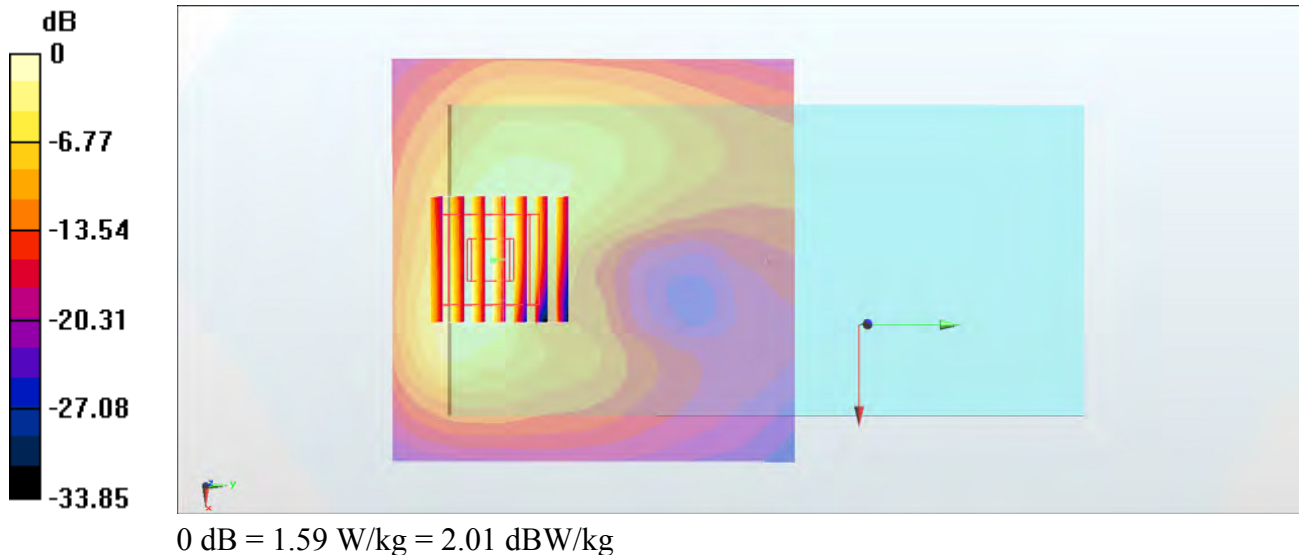
Zoom Scan (7x7x7)/Cube 0: Measurement grid: dx=5mm, dy=5mm, dz=5mm

Reference Value = 20.49 V/m; Power Drift = -0.06 dB

Peak SAR (extrapolated) = 2.01 W/kg

SAR(1 g) = 0.913 W/kg; SAR(10 g) = 0.405 W/kg

Maximum value of SAR (measured) = 1.59 W/kg



#38_LTE Band 12_10M_QPSK_1_49_Back_5mm_Ch23095

Communication System: LTE ; Frequency: 707.5 MHz;Duty Cycle: 1:1

Medium: MSL_750_180109 Medium parameters used : $f = 707.5$ MHz; $\sigma = 0.936$ S/m; $\epsilon_r = 54.755$; $\rho = 1000$ kg/m³

Ambient Temperature : 23.3 °C ; Liquid Temperature : 22.3 °C

DASY5 Configuration

- Probe: EX3DV4 - SN3931; ConvF(10.34, 10.34, 10.34); Calibrated: 2017/9/29;
- Sensor-Surface: 1.4mm (Mechanical Surface Detection)
- Electronics: DAE4 Sn1399; Calibrated: 2017/11/16
- Phantom: SAM_Right; Type: QD000P40CD; Serial: S/N:1796
- Measurement SW: DASY52, Version 52.8 (8); SEMCAD X Version 14.6.10 (7373)

Area Scan (71x121x1): Interpolated grid: dx=1.500 mm, dy=1.500 mm

Maximum value of SAR (interpolated) = 0.840 W/kg

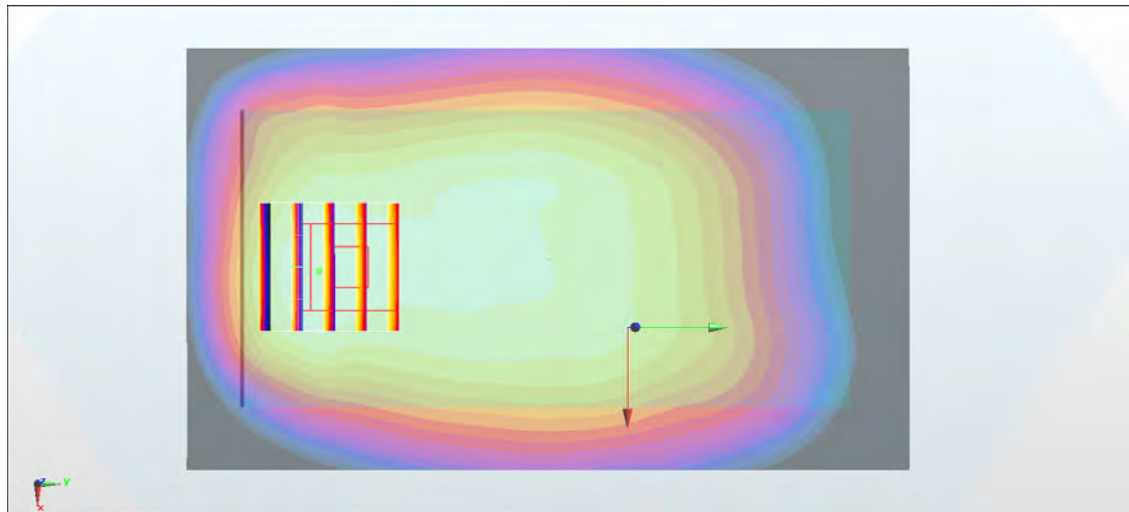
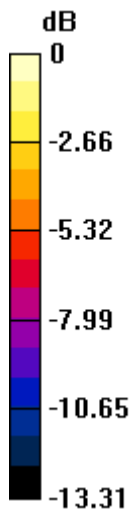
Zoom Scan (5x5x7)/Cube 0: Measurement grid: dx=8mm, dy=8mm, dz=5mm

Reference Value = 29.29 V/m; Power Drift = -0.09 dB

Peak SAR (extrapolated) = 1.02 W/kg

SAR(1 g) = 0.625 W/kg; SAR(10 g) = 0.452 W/kg

Maximum value of SAR (measured) = 0.825 W/kg



0 dB = 0.825 W/kg = -0.84 dBW/kg

#39_LTE Band 13_10M_QPSK_1_49_Right Side_5mm_Ch23230

Communication System: LTE ; Frequency: 782 MHz; Duty Cycle: 1:1

Medium: MSL_750_180109 Medium parameters used: $f = 782 \text{ MHz}$; $\sigma = 1.006 \text{ S/m}$; $\epsilon_r = 54.048$; $\rho = 1000 \text{ kg/m}^3$

Ambient Temperature : $23.3 \text{ }^\circ\text{C}$; Liquid Temperature : $22.3 \text{ }^\circ\text{C}$

DASY5 Configuration

- Probe: EX3DV4 - SN3931; ConvF(10.34, 10.34, 10.34); Calibrated: 2017/9/29;
- Sensor-Surface: 1.4mm (Mechanical Surface Detection)
- Electronics: DAE4 Sn1399; Calibrated: 2017/11/16
- Phantom: SAM_Right; Type: QD000P40CD; Serial: S/N:1796
- Measurement SW: DASY52, Version 52.8 (8); SEMCAD X Version 14.6.10 (7373)

Area Scan (41x121x1): Interpolated grid: $dx=1.500 \text{ mm}$, $dy=1.500 \text{ mm}$

Maximum value of SAR (interpolated) = 1.28 W/kg

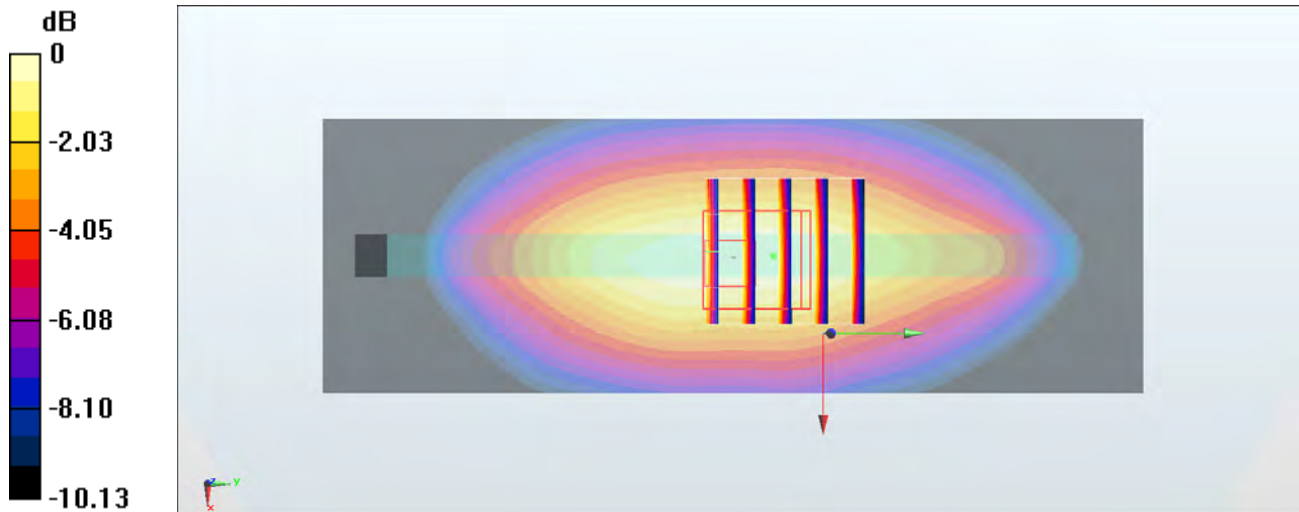
Zoom Scan (5x5x7)/Cube 0: Measurement grid: $dx=8\text{mm}$, $dy=8\text{mm}$, $dz=5\text{mm}$

Reference Value = 36.32 V/m ; Power Drift = -0.18 dB

Peak SAR (extrapolated) = 1.47 W/kg

SAR(1 g) = 0.938 W/kg ; SAR(10 g) = 0.657 W/kg

Maximum value of SAR (measured) = 1.30 W/kg



0 dB = 1.30 W/kg = 1.14 dBW/kg

#40_LTE Band 25_20M_QPSK_50_0_Back_5mm_Ch26140

Communication System: LTE ; Frequency: 1860 MHz;Duty Cycle: 1:1

Medium: MSL_1900_180125 Medium parameters used: $f = 1860$ MHz; $\sigma = 1.509$ S/m; $\epsilon_r = 51.852$; $\rho = 1000$ kg/m³

Ambient Temperature : 23.6 °C ; Liquid Temperature : 22.6 °C

DASY5 Configuration

- Probe: EX3DV4 - SN3931; ConvF(8.12, 8.12, 8.12); Calibrated: 2017/9/29;
- Sensor-Surface: 1.4mm (Mechanical Surface Detection)
- Electronics: DAE4 Sn1399; Calibrated: 2017/11/16
- Phantom: SAM_Left; Type: QD000P40CD; Serial: S/N:1801
- Measurement SW: DASY52, Version 52.8 (8); SEMCAD X Version 14.6.10 (7373)

Area Scan (71x71x1): Interpolated grid: dx=1.500 mm, dy=1.500 mm

Maximum value of SAR (interpolated) = 1.30 W/kg

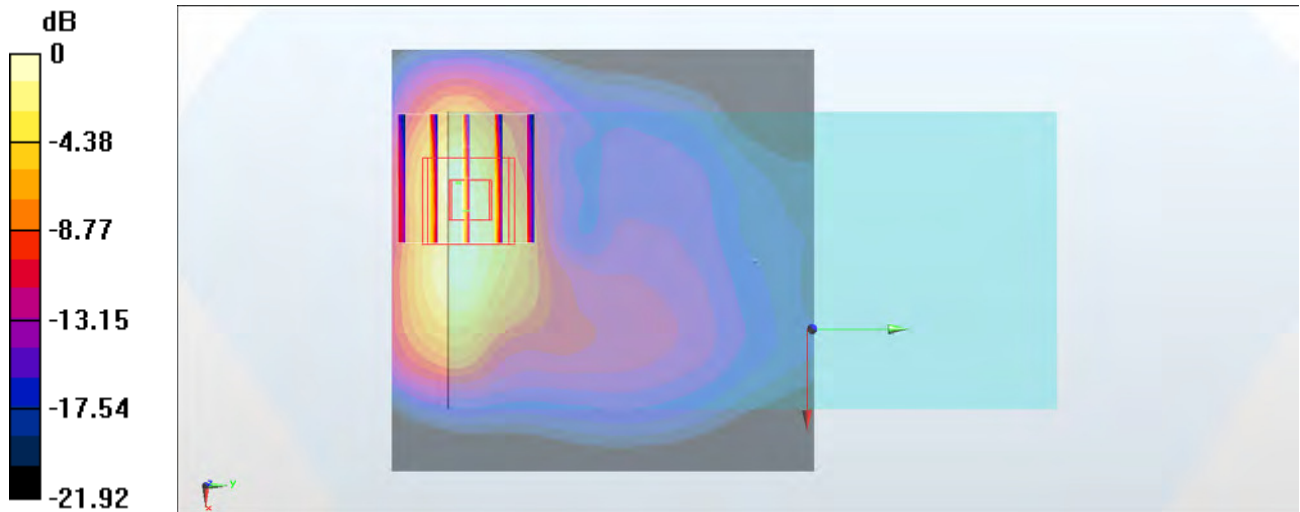
Zoom Scan (5x5x7)/Cube 0: Measurement grid: dx=8mm, dy=8mm, dz=5mm

Reference Value = 16.93 V/m; Power Drift = -0.10 dB

Peak SAR (extrapolated) = 1.90 W/kg

SAR(1 g) = 1.02 W/kg; SAR(10 g) = 0.490 W/kg

Maximum value of SAR (measured) = 1.46 W/kg



0 dB = 1.46 W/kg = 1.64 dBW/kg

#41_LTE Band 26_15M_QPSK_1_74_Right Side_5mm_Ch26865

Communication System: LTE ; Frequency: 831.5 MHz;Duty Cycle: 1:1

Medium: MSL_850_180110 Medium parameters used : $f = 831.5$ MHz; $\sigma = 0.934$ S/m; $\epsilon_r = 56.096$; $\rho = 1000$ kg/m³

Ambient Temperature : 23.5 °C ; Liquid Temperature : 22.5 °C

DASY5 Configuration

- Probe: EX3DV4 - SN3931; ConvF(10.09, 10.09, 10.09); Calibrated: 2017/9/29;
- Sensor-Surface: 1.4mm (Mechanical Surface Detection)
- Electronics: DAE4 Sn1399; Calibrated: 2017/11/16
- Phantom: SAM_Right; Type: QD000P40CD; Serial: S/N:1796
- Measurement SW: DASY52, Version 52.8 (8); SEMCAD X Version 14.6.10 (7373)

Area Scan (41x121x1): Interpolated grid: dx=1.500 mm, dy=1.500 mm

Maximum value of SAR (interpolated) = 1.70 W/kg

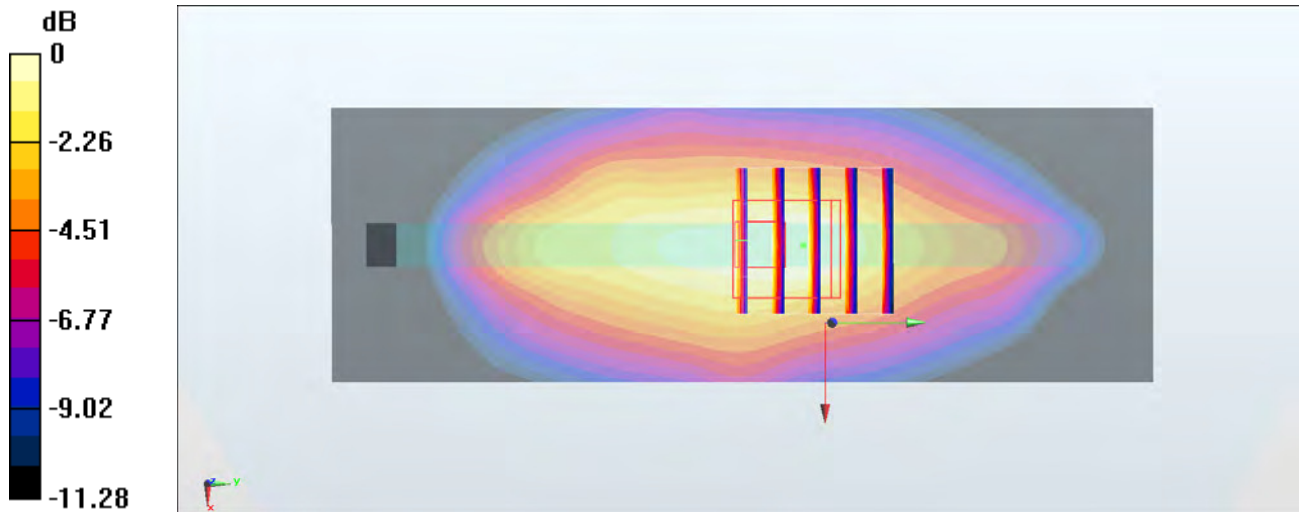
Zoom Scan (5x5x7)/Cube 0: Measurement grid: dx=8mm, dy=8mm, dz=5mm

Reference Value = 37.92 V/m; Power Drift = -0.11 dB

Peak SAR (extrapolated) = 1.73 W/kg

SAR(1 g) = 0.974 W/kg; SAR(10 g) = 0.687 W/kg

Maximum value of SAR (measured) = 1.45 W/kg



0 dB = 1.45 W/kg = 1.61 dBW/kg

#42_LTE Band 66_20M_QPSK_1_99_Back_5mm_Ch132572

Communication System: LTE; Frequency: 1770 MHz; Duty Cycle: 1:1

Medium: MSL_1750_180128 Medium parameters used: $f = 1770$ MHz; $\sigma = 1.486$ S/m; $\epsilon_r = 55.052$; $\rho = 1000$ kg/m³

Ambient Temperature : 23.4 °C; Liquid Temperature : 22.4 °C

DASY5 Configuration

- Probe: EX3DV4 - SN3931; ConvF(8.43, 8.43, 8.43); Calibrated: 2017/9/29;
- Sensor-Surface: 1.4mm (Mechanical Surface Detection)
- Electronics: DAE4 Sn1399; Calibrated: 2017/11/16
- Phantom: SAM_Left; Type: QD000P40CD; Serial: S/N:1801
- Measurement SW: DASY52, Version 52.8 (8); SEMCAD X Version 14.6.10 (7373)

Area Scan (71x71x1): Interpolated grid: dx=1.500 mm, dy=1.500 mm

Maximum value of SAR (interpolated) = 1.28 W/kg

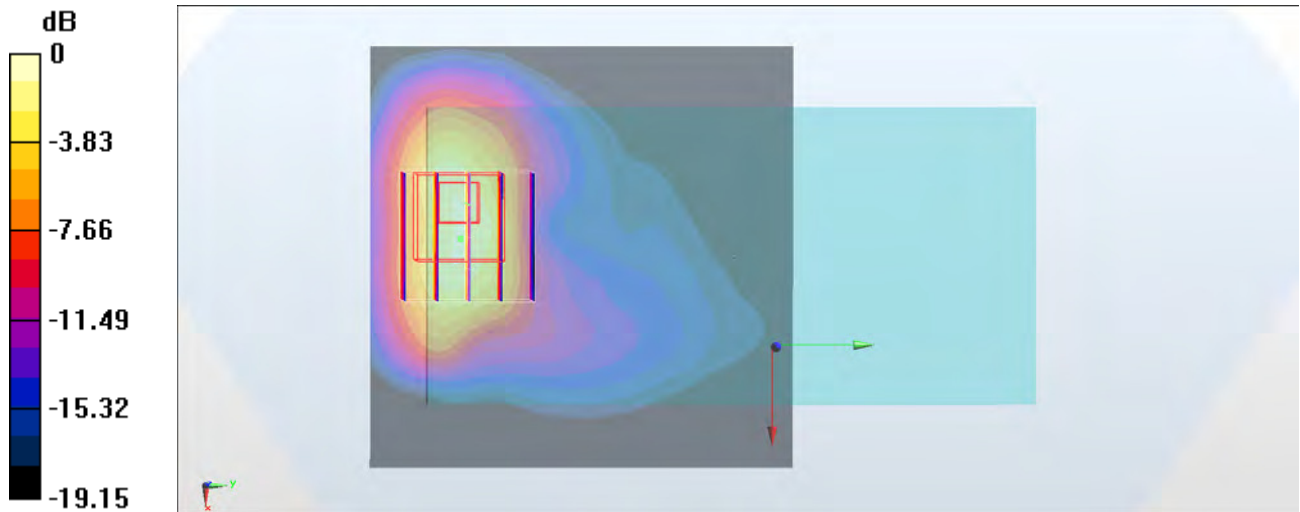
Zoom Scan (5x5x7)/Cube 0: Measurement grid: dx=8mm, dy=8mm, dz=5mm

Reference Value = 25.43 V/m; Power Drift = 0.00 dB

Peak SAR (extrapolated) = 1.96 W/kg

SAR(1 g) = 1.02 W/kg; SAR(10 g) = 0.513 W/kg

Maximum value of SAR (measured) = 1.65 W/kg



0 dB = 1.65 W/kg = 2.17 dBW/kg

#43_LTE Band 71_20M_QPSK_1_49_Back_5mm_Ch133322

Communication System:LTE ; Frequency: 683 MHz;Duty Cycle: 1:1

Medium: MSL_750_180129 Medium parameters used : $f = 683 \text{ MHz}$; $\sigma = 0.909 \text{ S/m}$; $\epsilon_r = 54.534$; $\rho = 1000 \text{ kg/m}^3$

Ambient Temperature : $23.5 \text{ }^\circ\text{C}$; Liquid Temperature : $22.5 \text{ }^\circ\text{C}$

DASY5 Configuration

- Probe: EX3DV4 - SN3931; ConvF(10.34, 10.34, 10.34); Calibrated: 2017/9/29;
- Sensor-Surface: 1.4mm (Mechanical Surface Detection)
- Electronics: DAE4 Sn1399; Calibrated: 2017/11/16
- Phantom: SAM_Right; Type: QD000P40CD; Serial: S/N:1796
- Measurement SW: DASY52, Version 52.8 (8); SEMCAD X Version 14.6.10 (7373)

Area Scan (71x121x1): Interpolated grid: $dx=1.500 \text{ mm}$, $dy=1.500 \text{ mm}$

Maximum value of SAR (interpolated) = 0.526 W/kg

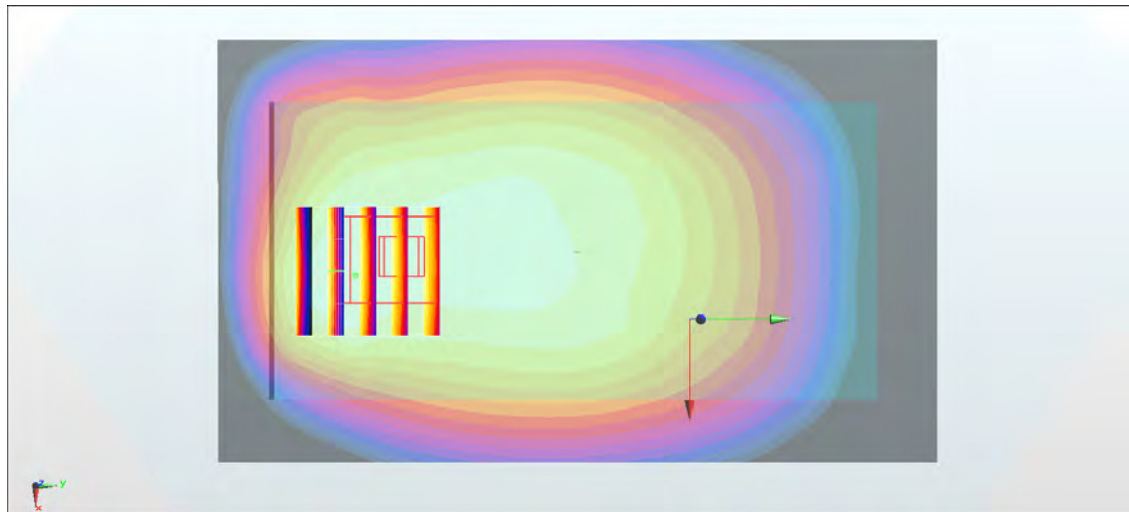
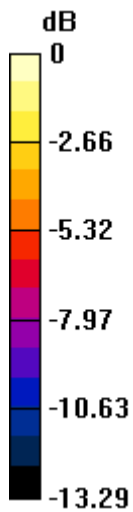
Zoom Scan (5x5x7)/Cube 0: Measurement grid: $dx=8\text{mm}$, $dy=8\text{mm}$, $dz=5\text{mm}$

Reference Value = 21.52 V/m ; Power Drift = -0.09 dB

Peak SAR (extrapolated) = 0.608 W/kg

SAR(1 g) = 0.334 W/kg ; SAR(10 g) = 0.250 W/kg

Maximum value of SAR (measured) = 0.506 W/kg



0 dB = 0.506 W/kg = -2.96 dBW/kg

#44_LTE Band 38_20M_QPSK_1_99_Back_5mm_Ch38000

Communication System: LTE; Frequency: 2595 MHz; Duty Cycle: 1:1.59

Medium: MSL_2600_180130 Medium parameters used : $f = 2595$ MHz; $\sigma = 2.218$ S/m; $\epsilon_r = 52.775$; $\rho = 1000$ kg/m³

Ambient Temperature : 23.4 °C ; Liquid Temperature : 22.4 °C

DASY5 Configuration

- Probe: EX3DV4 - SN3931; ConvF(7.45, 7.45, 7.45); Calibrated: 2017/9/29;
- Sensor-Surface: 1.4mm (Mechanical Surface Detection)
- Electronics: DAE4 Sn1399; Calibrated: 2017/11/16
- Phantom: SAM_Right; Type: QD000P40CD; Serial: S/N:1796
- Measurement SW: DASY52, Version 52.8 (8); SEMCAD X Version 14.6.10 (7373)

Area Scan (81x71x1): Interpolated grid: dx=1.200 mm, dy=1.200 mm

Maximum value of SAR (interpolated) = 1.98 W/kg

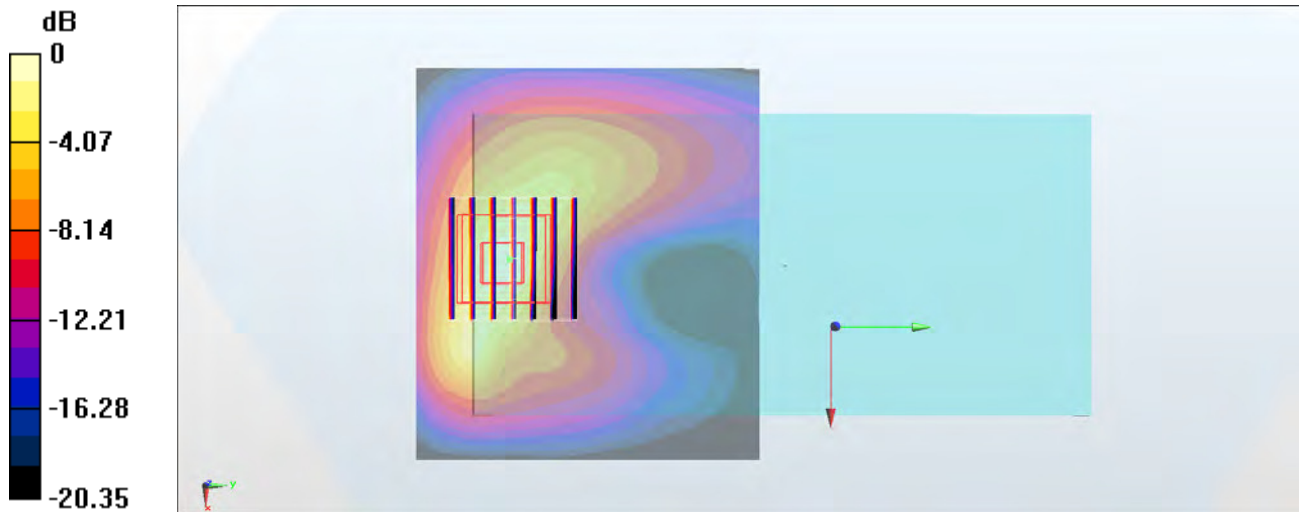
Zoom Scan (7x7x7)/Cube 0: Measurement grid: dx=5mm, dy=5mm, dz=5mm

Reference Value = 23.55 V/m; Power Drift = -0.06 dB

Peak SAR (extrapolated) = 2.68 W/kg

SAR(1 g) = 1.18 W/kg; SAR(10 g) = 0.513 W/kg

Maximum value of SAR (measured) = 2.04 W/kg



0 dB = 2.04 W/kg = 3.10 dBW/kg

#45_LTE Band 41_20M_QPSK_1_0_Back_5mm_Ch41490

Communication System: LTE; Frequency: 2680 MHz; Duty Cycle: 1:2.331

Medium: MSL_2600_180130 Medium parameters used: $f = 2680$ MHz; $\sigma = 2.336$ S/m; $\epsilon_r = 52.475$; $\rho = 1000$ kg/m³

Ambient Temperature : 23.4 °C; Liquid Temperature : 22.4 °C

DASY5 Configuration

- Probe: EX3DV4 - SN3931; ConvF(7.45, 7.45, 7.45); Calibrated: 2017/9/29;
- Sensor-Surface: 1.4mm (Mechanical Surface Detection)
- Electronics: DAE4 Sn1399; Calibrated: 2017/11/16
- Phantom: SAM_Right; Type: QD000P40CD; Serial: S/N:1796
- Measurement SW: DASY52, Version 52.8 (8); SEMCAD X Version 14.6.10 (7373)

Area Scan (81x81x1): Interpolated grid: dx=1.200 mm, dy=1.200 mm

Maximum value of SAR (interpolated) = 1.45 W/kg

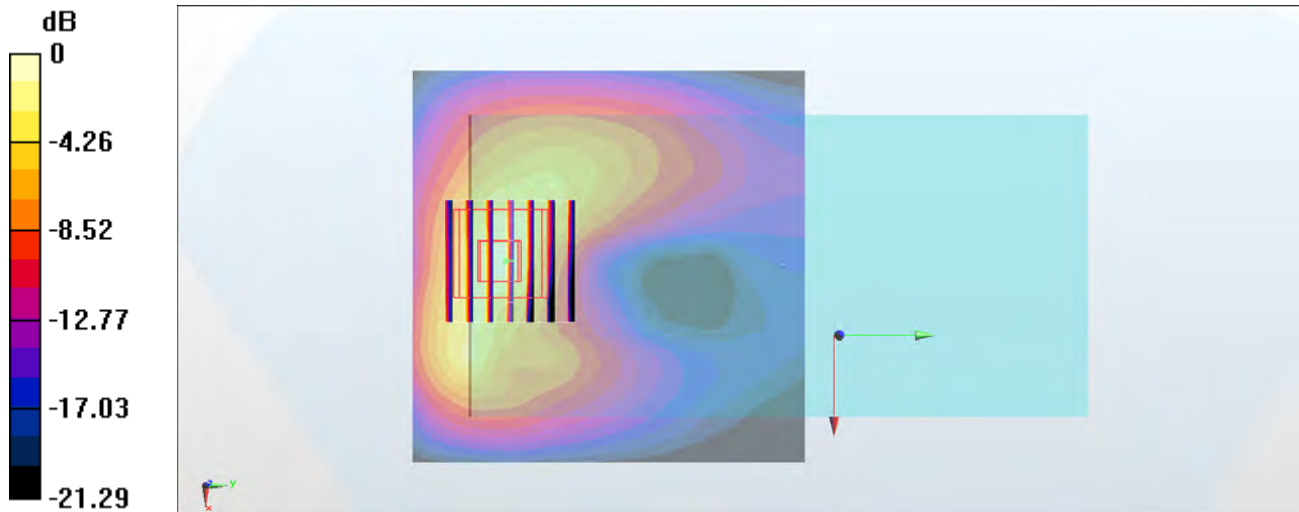
Zoom Scan (7x7x7)/Cube 0: Measurement grid: dx=5mm, dy=5mm, dz=5mm

Reference Value = 20.88 V/m; Power Drift = -0.01 dB

Peak SAR (extrapolated) = 2.29 W/kg

SAR(1 g) = 0.961 W/kg; SAR(10 g) = 0.406 W/kg

Maximum value of SAR (measured) = 1.75 W/kg



0 dB = 1.75 W/kg = 2.43 dBW/kg

#46_WLAN2.4GHz_802.11b 1Mbps_Back_5mm_Ch1

Communication System: 802.11b ; Frequency: 2412 MHz;Duty Cycle: 1:1.024

Medium: MSL_2450_180118 Medium parameters used: $f = 2412$ MHz; $\sigma = 1.968$ S/m; $\epsilon_r = 53.708$; $\rho = 1000$ kg/m³

Ambient Temperature : 23.6 °C ; Liquid Temperature : 22.6 °C

DASY5 Configuration

- Probe: EX3DV4 - SN7306; ConvF(7.73, 7.73, 7.73); Calibrated: 2017/7/24;
- Sensor-Surface: 1.4mm (Mechanical Surface Detection)
- Electronics: DAE4 Sn778; Calibrated: 2017/5/22
- Phantom: SAM_RIGHT; Type: QD000P40CD; Serial: 1719
- Measurement SW: DASY52, Version 52.8 (8); SEMCAD X Version 14.6.10 (7373)

Area Scan (81x81x1): Interpolated grid: dx=1.200 mm, dy=1.200 mm

Maximum value of SAR (interpolated) = 1.61 W/kg

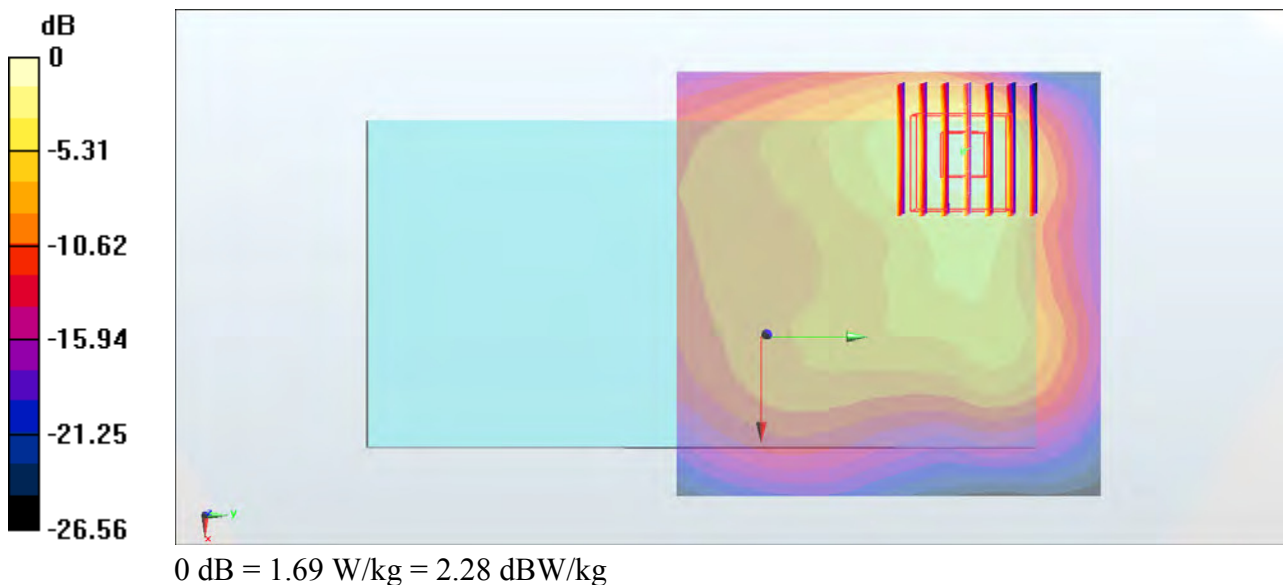
Zoom Scan (7x7x7)/Cube 0: Measurement grid: dx=5mm, dy=5mm, dz=5mm

Reference Value = 20.37 V/m; Power Drift = 0.11 dB

Peak SAR (extrapolated) = 2.23 W/kg

SAR(1 g) = 0.960 W/kg; SAR(10 g) = 0.432 W/kg

Maximum value of SAR (measured) = 1.69 W/kg



#47_WLAN5GHz_802.11a 6Mbps_Top Side_5mm_Ch149

Communication System: 802.11a; Frequency: 5745 MHz; Duty Cycle: 1:1.159

Medium: MSL_5G_180121 Medium parameters used: $f = 5745$ MHz; $\sigma = 6.214$ S/m; $\epsilon_r = 46.477$; $\rho = 1000$ kg/m³

Ambient Temperature : 23.5 °C; Liquid Temperature : 22.5 °C

DASY5 Configuration

- Probe: EX3DV4 - SN3931; ConvF(4.32, 4.32, 4.32); Calibrated: 2017/9/29;
- Sensor-Surface: 1.4mm (Mechanical Surface Detection)
- Electronics: DAE4 Sn1399; Calibrated: 2017/11/16
- Phantom: SAM_Left; Type: QD000P40CD; Serial: S/N:1801
- Measurement SW: DASY52, Version 52.8 (8); SEMCAD X Version 14.6.10 (7373)

Area Scan (51x81x1): Interpolated grid: dx=1.000 mm, dy=1.000 mm

Maximum value of SAR (interpolated) = 3.15 W/kg


Zoom Scan (7x7x7)/Cube 0: Measurement grid: dx=4mm, dy=4mm, dz=1.4mm

Reference Value = 20.58 V/m; Power Drift = 0.11 dB

Peak SAR (extrapolated) = 6.05 W/kg

SAR(1 g) = 1.15 W/kg; SAR(10 g) = 0.299 W/kg

Maximum value of SAR (measured) = 3.12 W/kg



0 dB = 3.12 W/kg = 4.94 dBW/kg

#48_Bluetooth_1Mbps_Back_5mm_Ch00

Communication System: Bluetooth ; Frequency: 2402 MHz;Duty Cycle: 1:1.305

Medium: MSL_2450_180111 Medium parameters used: $f = 2402$ MHz; $\sigma = 1.929$ S/m; $\epsilon_r = 54.666$; $\rho = 1000$ kg/m³

Ambient Temperature : 23.2 °C ; Liquid Temperature : 22.2 °C

DASY5 Configuration

- Probe: ES3DV3 - SN3169; ConvF(4.28, 4.28, 4.28); Calibrated: 2017/5/11;
- Sensor-Surface: 3mm (Mechanical Surface Detection)
- Electronics: DAE3 Sn495; Calibrated: 2017/5/22
- Phantom: SAM_Left; Type: QD000P40CD; Serial: S/N:1801
- Measurement SW: DASY52, Version 52.8 (8); SEMCAD X Version 14.6.10 (7373)

Area Scan (81x81x1): Interpolated grid: dx=1.200 mm, dy=1.200 mm

Maximum value of SAR (interpolated) = 0.206 W/kg


Zoom Scan (7x7x7)/Cube 0: Measurement grid: dx=5mm, dy=5mm, dz=5mm

Reference Value = 7.685 V/m; Power Drift = 0.14 dB

Peak SAR (extrapolated) = 0.343 W/kg

SAR(1 g) = 0.152 W/kg; SAR(10 g) = 0.067 W/kg

Maximum value of SAR (measured) = 0.199 W/kg



#49_GSM850_GPRS (4 Tx slots)_Back_5mm_Ch251

Communication System: GSM850 ; Frequency: 848.8 MHz; Duty Cycle: 1:2.08

Medium: MSL_850_180110 Medium parameters used: $f = 849$ MHz; $\sigma = 0.95$ S/m; $\epsilon_r = 55.981$; $\rho = 1000$ kg/m³

Ambient Temperature : 23.5 °C ; Liquid Temperature : 22.5 °C

DASY5 Configuration

- Probe: EX3DV4 - SN3931; ConvF(10.09, 10.09, 10.09); Calibrated: 2017/9/29;
- Sensor-Surface: 1.4mm (Mechanical Surface Detection)
- Electronics: DAE4 Sn1399; Calibrated: 2017/11/16
- Phantom: SAM_Right; Type: QD000P40CD; Serial: S/N:1796
- Measurement SW: DASY52, Version 52.8 (8); SEMCAD X Version 14.6.10 (7373)

Area Scan (71x121x1): Interpolated grid: dx=1.500 mm, dy=1.500 mm

Maximum value of SAR (interpolated) = 1.23 W/kg

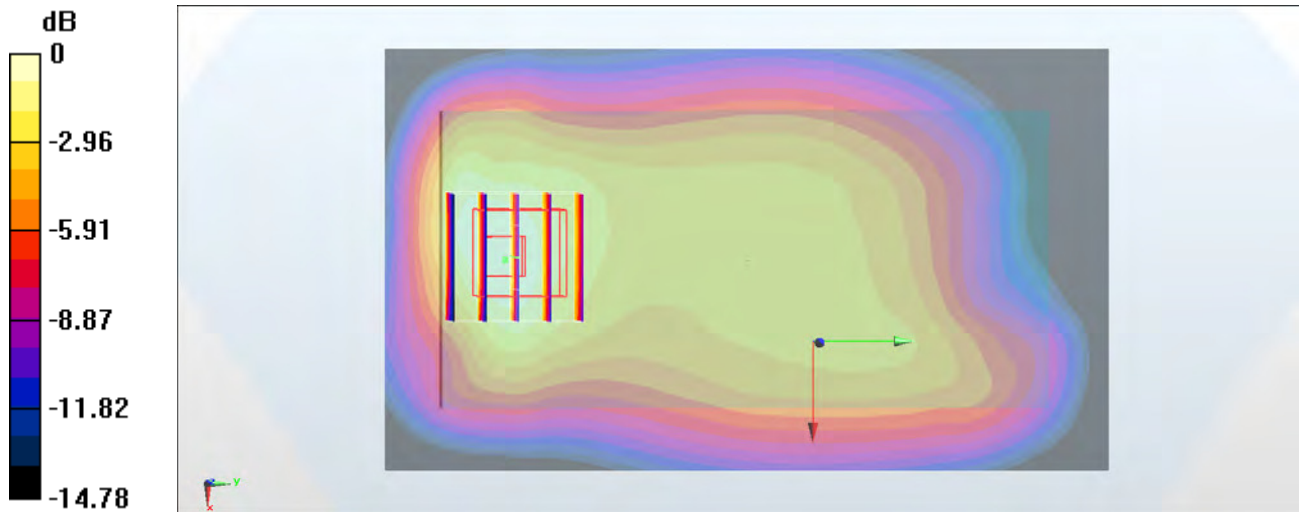
Zoom Scan (5x5x7)/Cube 0: Measurement grid: dx=8mm, dy=8mm, dz=5mm

Reference Value = 32.91 V/m; Power Drift = 0.06 dB

Peak SAR (extrapolated) = 1.52 W/kg

SAR(1 g) = 0.910 W/kg; SAR(10 g) = 0.554 W/kg

Maximum value of SAR (measured) = 1.22 W/kg



0 dB = 1.22 W/kg = 0.86 dBW/kg

#50_GSM1900_GPRS (4 Tx slots)_Back_5mm_Ch661

Communication System: PCS ; Frequency: 1880 MHz;Duty Cycle: 1:2.08

Medium: MSL_1900_180128 Medium parameters used: $f = 1880$ MHz; $\sigma = 1.527$ S/m; $\epsilon_r = 51.684$; $\rho = 1000$ kg/m³

Ambient Temperature : 23.4 °C ; Liquid Temperature : 22.4 °C

DASY5 Configuration

- Probe: EX3DV4 - SN3931; ConvF(8.12, 8.12, 8.12); Calibrated: 2017/9/29;
- Sensor-Surface: 1.4mm (Mechanical Surface Detection)
- Electronics: DAE4 Sn1399; Calibrated: 2017/11/16
- Phantom: SAM_Left; Type: QD000P40CD; Serial: S/N:1801
- Measurement SW: DASY52, Version 52.8 (8); SEMCAD X Version 14.6.10 (7373)

Area Scan (71x71x1): Interpolated grid: dx=1.500 mm, dy=1.500 mm

Maximum value of SAR (interpolated) = 0.786 W/kg

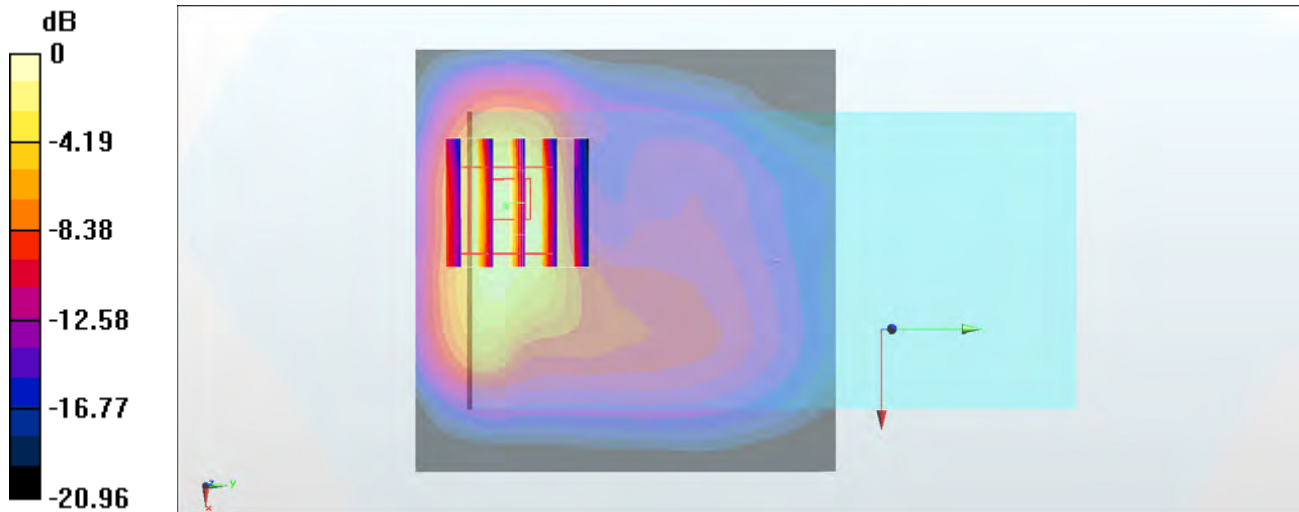
Zoom Scan (5x5x7)/Cube 0: Measurement grid: dx=8mm, dy=8mm, dz=5mm

Reference Value = 15.01 V/m; Power Drift = 0.07 dB

Peak SAR (extrapolated) = 1.29 W/kg

SAR(1 g) = 0.689 W/kg; SAR(10 g) = 0.331 W/kg

Maximum value of SAR (measured) = 1.09 W/kg



0 dB = 1.09 W/kg = 0.37 dBW/kg

#51_WCDMA II_RMC 12.2Kbps_Back_5mm_Ch9262

Communication System: WCDMA ; Frequency: 1852.4 MHz; Duty Cycle: 1:1

Medium: MSL_1900_180122 Medium parameters used : $f = 1852.4$ MHz; $\sigma = 1.501$ S/m; $\epsilon_r = 51.914$; $\rho = 1000$ kg/m³

Ambient Temperature : 23.4 °C ; Liquid Temperature : 22.4 °C

DASY5 Configuration

- Probe: ES3DV3 - SN3270; ConvF(4.9, 4.9, 4.9); Calibrated: 2017/9/25;
- Sensor-Surface: 3mm (Mechanical Surface Detection)
- Electronics: DAE4 Sn854; Calibrated: 2017/5/2
- Phantom: SAM_RIGHT; Type: QD000P40CD; Serial: 1719
- Measurement SW: DASY52, Version 52.8 (8); SEMCAD X Version 14.6.10 (7373)

Area Scan (71x71x1): Interpolated grid: dx=1.500 mm, dy=1.500 mm

Maximum value of SAR (interpolated) = 1.28 W/kg

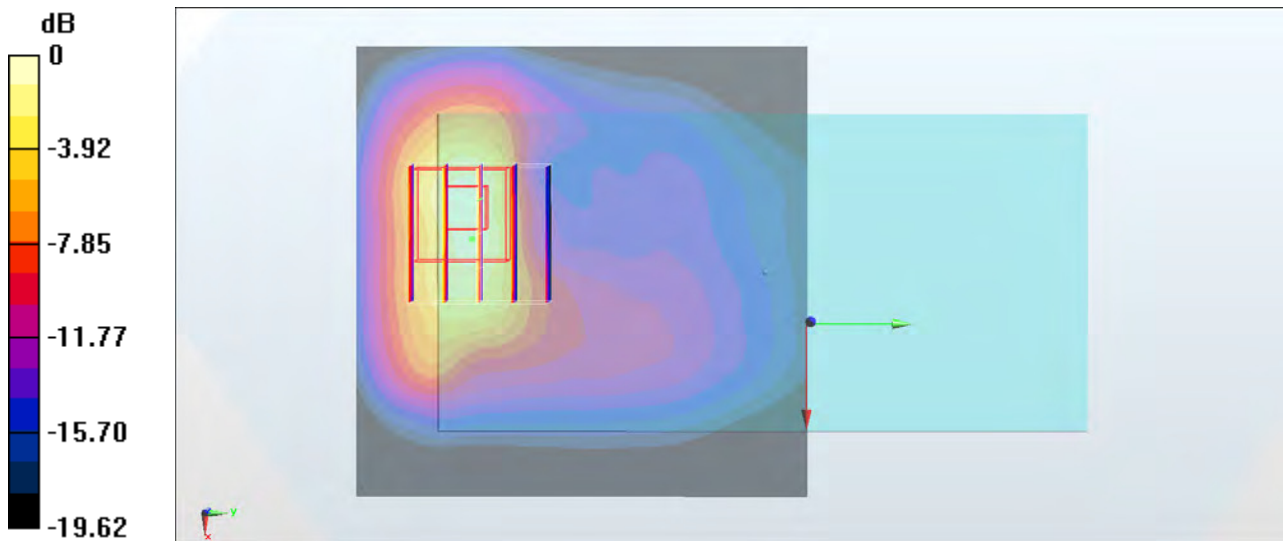
Zoom Scan (5x5x7)/Cube 0: Measurement grid: dx=8mm, dy=8mm, dz=5mm

Reference Value = 21.28 V/m; Power Drift = -0.09 dB

Peak SAR (extrapolated) = 2.39 W/kg

SAR(1 g) = 1.2 W/kg; SAR(10 g) = 0.572 W/kg

Maximum value of SAR (measured) = 1.49 W/kg



0 dB = 1.49 W/kg = 1.73 dBW/kg

#52_WCDMA IV_RMC 12.2Kbps_Back_5mm_Ch1513

Communication System: WCDMA ; Frequency: 1752.6 MHz;Duty Cycle: 1:1

Medium: MSL_1750_180123 Medium parameters used: $f = 1753$ MHz; $\sigma = 1.469$ S/m; $\epsilon_r = 55.24$; $\rho = 1000$ kg/m³

Ambient Temperature : 23.3 °C ; Liquid Temperature : 22.3 °C

DASY5 Configuration

- Probe: ES3DV3 - SN3270; ConvF(5, 5, 5); Calibrated: 2017/9/25;
- Sensor-Surface: 3mm (Mechanical Surface Detection)
- Electronics: DAE4 Sn854; Calibrated: 2017/5/2
- Phantom: SAM_RIGHT; Type: QD000P40CD; Serial: 1719
- Measurement SW: DASY52, Version 52.8 (8); SEMCAD X Version 14.6.10 (7373)

Area Scan (71x71x1): Interpolated grid: dx=1.500 mm, dy=1.500 mm

Maximum value of SAR (interpolated) = 1.48 W/kg

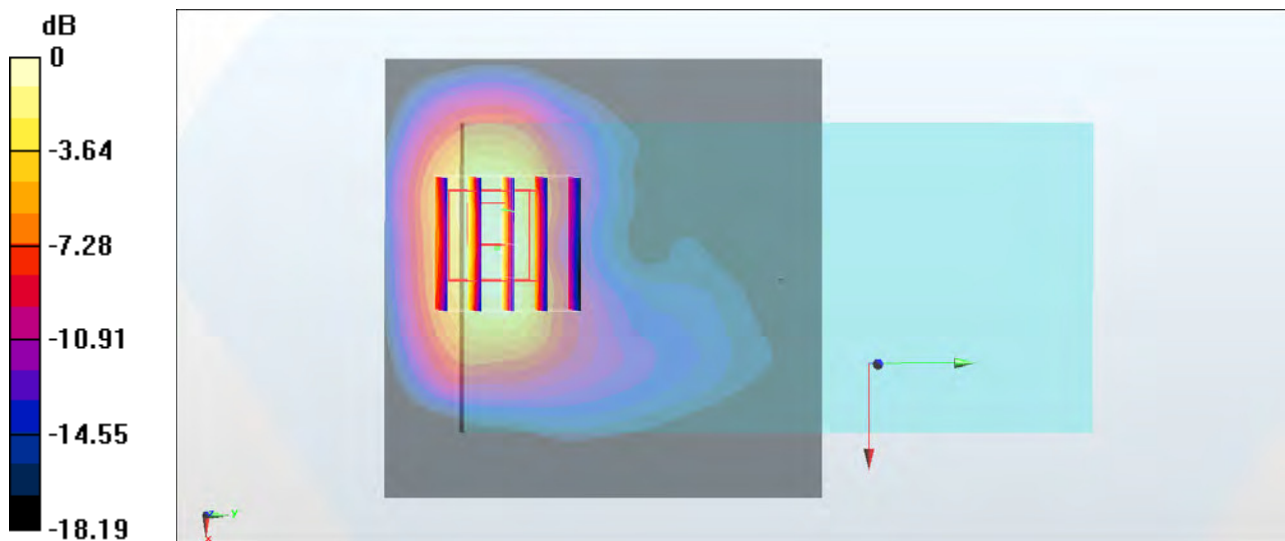
Zoom Scan (5x5x7)/Cube 0 : Measurement grid: dx=8mm, dy=8mm, dz=5mm

Reference Value = 23.72 V/m; Power Drift = -0.15 dB

Peak SAR (extrapolated) = 2.49 W/kg

SAR(1 g) = 1.26 W/kg; SAR(10 g) = 0.648 W/kg

Maximum value of SAR (measured) = 1.54 W/kg



0 dB = 1.54 W/kg = 1.88 dBW/kg

#53_WCDMA V_RMC 12.2Kbps_Back_5mm_Ch4233

Communication System: WCDMA ; Frequency: 846.6 MHz; Duty Cycle: 1:1

Medium: MSL_850_180123 Medium parameters used: $f = 847$ MHz; $\sigma = 0.976$ S/m; $\epsilon_r = 56.83$; $\rho = 1000$ kg/m³

Ambient Temperature : 23.2 °C ; Liquid Temperature : 22.2 °C

DASY5 Configuration

- Probe: ES3DV3 - SN3270; ConvF(6.09, 6.09, 6.09); Calibrated: 2017/9/25;
- Sensor-Surface: 3mm (Mechanical Surface Detection)
- Electronics: DAE4 Sn854; Calibrated: 2017/5/2
- Phantom: SAM_RIGHT; Type: QD000P40CD; Serial: 1719
- Measurement SW: DASY52, Version 52.8 (8); SEMCAD X Version 14.6.10 (7373)

Area Scan (71x91x1): Interpolated grid: dx=1.500 mm, dy=1.500 mm

Maximum value of SAR (interpolated) = 1.15 W/kg

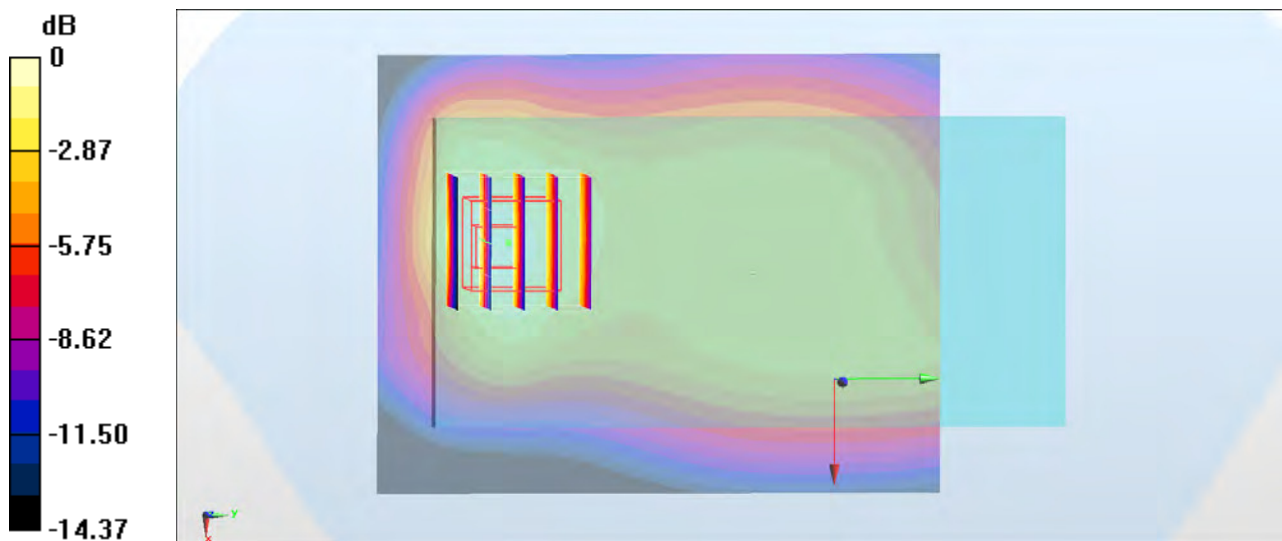
Zoom Scan (5x5x7)/Cube 0: Measurement grid: dx=8mm, dy=8mm, dz=5mm

Reference Value = 32.12 V/m; Power Drift = -0.08 dB

Peak SAR (extrapolated) = 1.60 W/kg

SAR(1 g) = 0.967 W/kg; SAR(10 g) = 0.579 W/kg

Maximum value of SAR (measured) = 1.15 W/kg



0 dB = 1.15 W/kg = 0.61 dBW/kg

#54_CDMA BC0_1xRTT RC3 SO32_Back_5mm_Ch777

Communication System: CDMA ; Frequency: 848.31 MHz; Duty Cycle: 1:1

Medium: MSL_850_180110 Medium parameters used : $f = 848.31$ MHz; $\sigma = 0.949$ S/m; $\epsilon_r = 55.981$; $\rho = 1000$ kg/m³

Ambient Temperature : 23.5 °C ; Liquid Temperature : 22.5 °C

DASY5 Configuration

- Probe: EX3DV4 - SN3931; ConvF(10.09, 10.09, 10.09); Calibrated: 2017/9/29;
- Sensor-Surface: 1.4mm (Mechanical Surface Detection)
- Electronics: DAE4 Sn1399; Calibrated: 2017/11/16
- Phantom: SAM_Right; Type: QD000P40CD; Serial: S/N:1796
- Measurement SW: DASY52, Version 52.8 (8); SEMCAD X Version 14.6.10 (7373)

Area Scan (61x61x1): Interpolated grid: dx=1.500 mm, dy=1.500 mm

Maximum value of SAR (interpolated) = 1.30 W/kg


Zoom Scan (5x5x7)/Cube 0: Measurement grid: dx=8mm, dy=8mm, dz=5mm

Reference Value = 32.58 V/m; Power Drift = -0.08 dB

Peak SAR (extrapolated) = 1.57 W/kg

SAR(1 g) = 0.924 W/kg; SAR(10 g) = 0.567 W/kg

Maximum value of SAR (measured) = 1.32 W/kg



0 dB = 1.32 W/kg = 1.21 dBW/kg

#55_CDMA BC1_1xRTT RC3 SO32_Back_5mm_Ch25

Communication System: CDMA; Frequency: 1851.25 MHz; Duty Cycle: 1:1

Medium: MSL_1900_180125 Medium parameters used : $f = 1851.25$ MHz; $\sigma = 1.498$ S/m; $\epsilon_r = 51.876$; $\rho = 1000$ kg/m³

Ambient Temperature : 23.6 °C ; Liquid Temperature : 22.6 °C

DASY5 Configuration

- Probe: EX3DV4 - SN3931; ConvF(8.12, 8.12, 8.12); Calibrated: 2017/9/29;
- Sensor-Surface: 1.4mm (Mechanical Surface Detection)
- Electronics: DAE4 Sn1399; Calibrated: 2017/11/16
- Phantom: SAM_Left; Type: QD000P40CD; Serial: S/N:1801
- Measurement SW: DASY52, Version 52.8 (8); SEMCAD X Version 14.6.10 (7373)

Area Scan (71x121x1): Interpolated grid: dx=1.500 mm, dy=1.500 mm

Maximum value of SAR (interpolated) = 1.67 W/kg

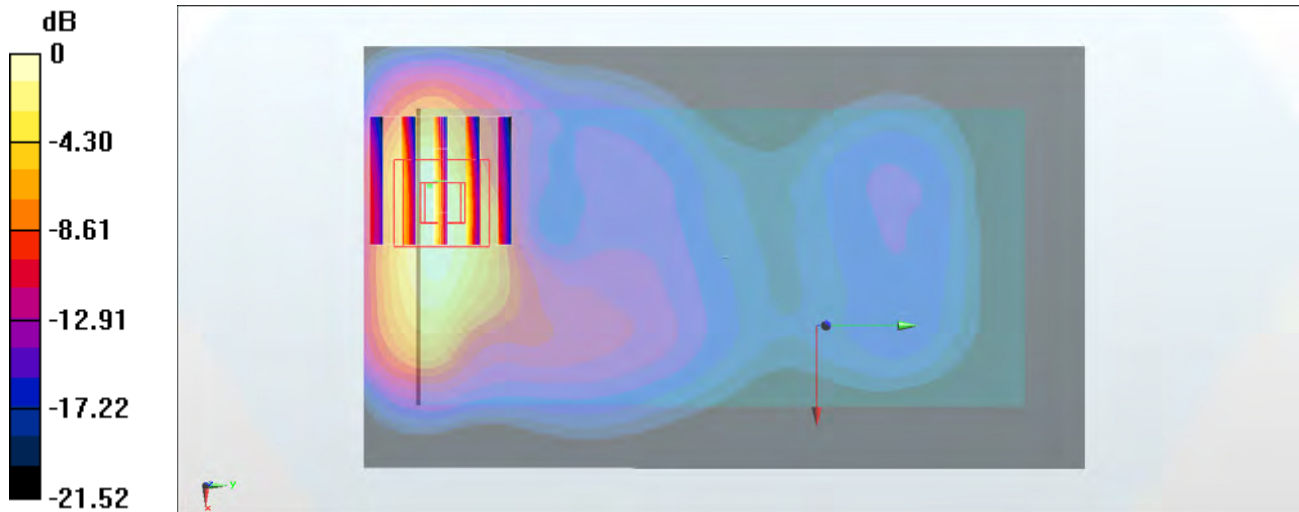
Zoom Scan (5x5x7)/Cube 0: Measurement grid: dx=8mm, dy=8mm, dz=5mm

Reference Value = 20.04 V/m; Power Drift = 0.02 dB

Peak SAR (extrapolated) = 2.53 W/kg

SAR(1 g) = 1.28 W/kg; SAR(10 g) = 0.641 W/kg

Maximum value of SAR (measured) = 1.94 W/kg



0 dB = 1.94 W/kg = 2.88 dBW/kg

#56_CDMA BC10_1xRTT RC3 SO32_Back_5mm_Ch580

Communication System: CDMA ; Frequency: 820.5 MHz; Duty Cycle: 1:1

Medium: MSL_850_180110 Medium parameters used : $f = 820.5 \text{ MHz}$; $\sigma = 0.925 \text{ S/m}$; $\epsilon_r = 56.189$; $\rho = 1000 \text{ kg/m}^3$

Ambient Temperature : $23.5 \text{ }^\circ\text{C}$; Liquid Temperature : $22.5 \text{ }^\circ\text{C}$

DASY5 Configuration

- Probe: EX3DV4 - SN3931; ConvF(10.09, 10.09, 10.09); Calibrated: 2017/9/29;
- Sensor-Surface: 1.4mm (Mechanical Surface Detection)
- Electronics: DAE4 Sn1399; Calibrated: 2017/11/16
- Phantom: SAM_Right; Type: QD000P40CD; Serial: S/N:1796
- Measurement SW: DASY52, Version 52.8 (8); SEMCAD X Version 14.6.10 (7373)

Area Scan (61x61x1): Interpolated grid: $dx=1.500 \text{ mm}$, $dy=1.500 \text{ mm}$

Maximum value of SAR (interpolated) = 1.27 W/kg

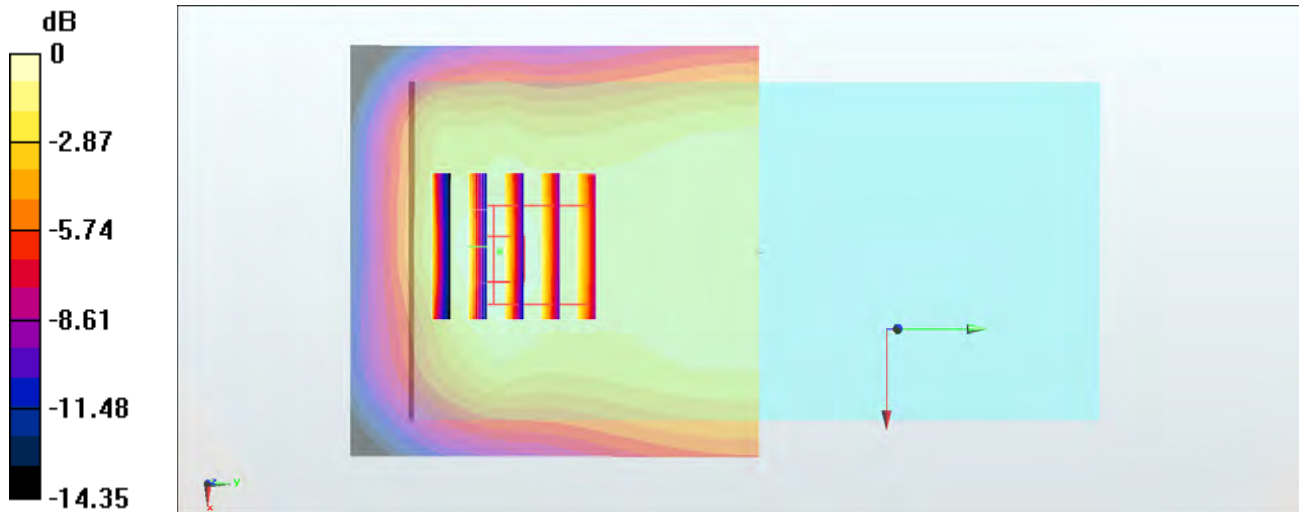
Zoom Scan (5x5x7)/Cube 0: Measurement grid: $dx=8\text{mm}$, $dy=8\text{mm}$, $dz=5\text{mm}$

Reference Value = 33.12 V/m ; Power Drift = 0.05 dB

Peak SAR (extrapolated) = 1.46 W/kg

SAR(1 g) = 0.879 W/kg ; SAR(10 g) = 0.576 W/kg

Maximum value of SAR (measured) = 1.20 W/kg



0 dB = 1.20 W/kg = 0.79 dBW/kg

#57_LTE Band 2_20M_QPSK_50_0_Back_5mm_Ch18700

Communication System: LTE ; Frequency: 1860 MHz;Duty Cycle: 1:1

Medium: MSL_1900_180128 Medium parameters used: $f = 1860$ MHz; $\sigma = 1.506$ S/m; $\epsilon_r = 51.743$; $\rho = 1000$ kg/m³

Ambient Temperature : 23.4 °C ; Liquid Temperature : 22.4 °C

DASY5 Configuration

- Probe: EX3DV4 - SN3931; ConvF(8.12, 8.12, 8.12); Calibrated: 2017/9/29;
- Sensor-Surface: 1.4mm (Mechanical Surface Detection)
- Electronics: DAE4 Sn1399; Calibrated: 2017/11/16
- Phantom: SAM_Left; Type: QD000P40CD; Serial: S/N:1801
- Measurement SW: DASY52, Version 52.8 (8); SEMCAD X Version 14.6.10 (7373)

Area Scan (71x71x1): Interpolated grid: dx=1.500 mm, dy=1.500 mm

Maximum value of SAR (interpolated) = 1.30 W/kg


Zoom Scan (5x5x7)/Cube 0: Measurement grid: dx=8mm, dy=8mm, dz=5mm

Reference Value = 16.93 V/m; Power Drift = -0.10 dB

Peak SAR (extrapolated) = 1.90 W/kg

SAR(1 g) = 1.02 W/kg; SAR(10 g) = 0.489 W/kg

Maximum value of SAR (measured) = 1.45 W/kg



0 dB = 1.45 W/kg = 1.61 dBW/kg

#58_LTE Band 4_20M_QPSK_1_99_Back_5mm_Ch20175

Communication System: LTE; Frequency: 1732.5 MHz; Duty Cycle: 1:1

Medium: MSL_1750_180128 Medium parameters used: $f = 1732.5$ MHz; $\sigma = 1.444$ S/m; $\epsilon_r = 55.19$; $\rho = 1000$ kg/m³

Ambient Temperature : 23.4 °C ; Liquid Temperature : 22.4 °C

DASY5 Configuration

- Probe: EX3DV4 - SN3931; ConvF(8.43, 8.43, 8.43); Calibrated: 2017/9/29;
- Sensor-Surface: 1.4mm (Mechanical Surface Detection)
- Electronics: DAE4 Sn1399; Calibrated: 2017/11/16
- Phantom: SAM_Left; Type: QD000P40CD; Serial: S/N:1801
- Measurement SW: DASY52, Version 52.8 (8); SEMCAD X Version 14.6.10 (7373)

Area Scan (71x71x1): Interpolated grid: dx=1.500 mm, dy=1.500 mm

Maximum value of SAR (interpolated) = 1.22 W/kg

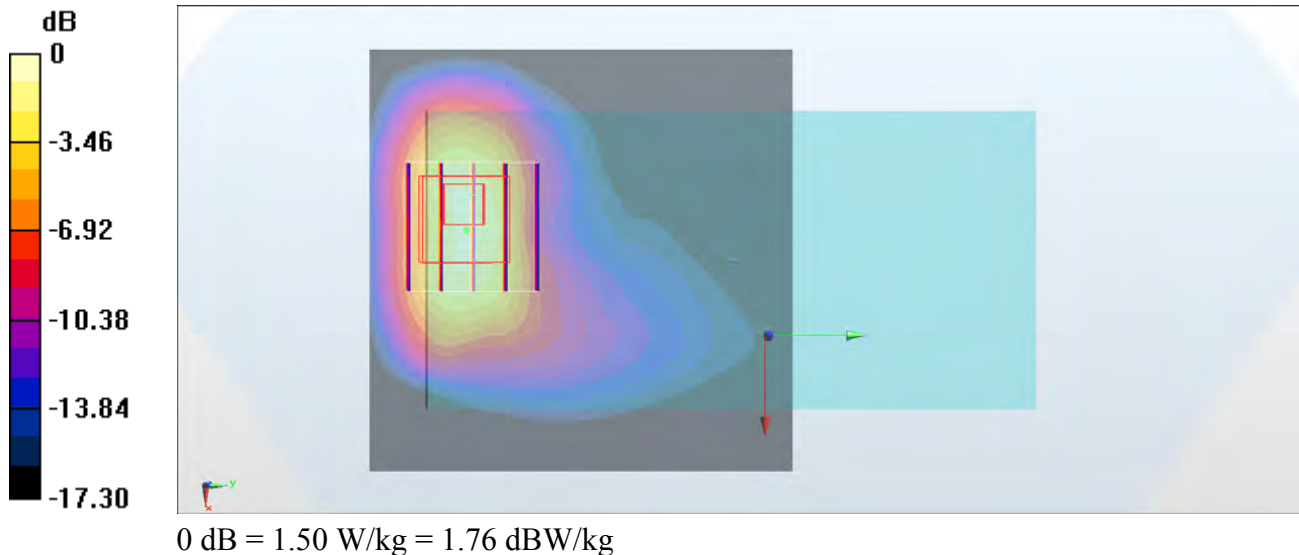
Zoom Scan (5x5x7)/Cube 0: Measurement grid: dx=8mm, dy=8mm, dz=5mm

Reference Value = 26.22 V/m; Power Drift = -0.03 dB

Peak SAR (extrapolated) = 1.83 W/kg

SAR(1 g) = 0.966 W/kg; SAR(10 g) = 0.500 W/kg

Maximum value of SAR (measured) = 1.50 W/kg



#59_LTE Band 5_10M_QPSK_1_49_Back_5mm_Ch20525

Communication System: LTE ; Frequency: 836.5 MHz;Duty Cycle: 1:1

Medium: MSL_850_180110 Medium parameters used : $f = 836.5$ MHz; $\sigma = 0.938$ S/m; $\epsilon_r = 56.055$; $\rho = 1000$ kg/m³

Ambient Temperature : 23.5 °C ; Liquid Temperature : 22.5 °C

DASY5 Configuration

- Probe: EX3DV4 - SN3931; ConvF(10.09, 10.09, 10.09); Calibrated: 2017/9/29;
- Sensor-Surface: 1.4mm (Mechanical Surface Detection)
- Electronics: DAE4 Sn1399; Calibrated: 2017/11/16
- Phantom: SAM_Right; Type: QD000P40CD; Serial: S/N:1796
- Measurement SW: DASY52, Version 52.8 (8); SEMCAD X Version 14.6.10 (7373)

Area Scan (61x71x1): Interpolated grid: dx=1.500 mm, dy=1.500 mm

Maximum value of SAR (interpolated) = 1.13 W/kg

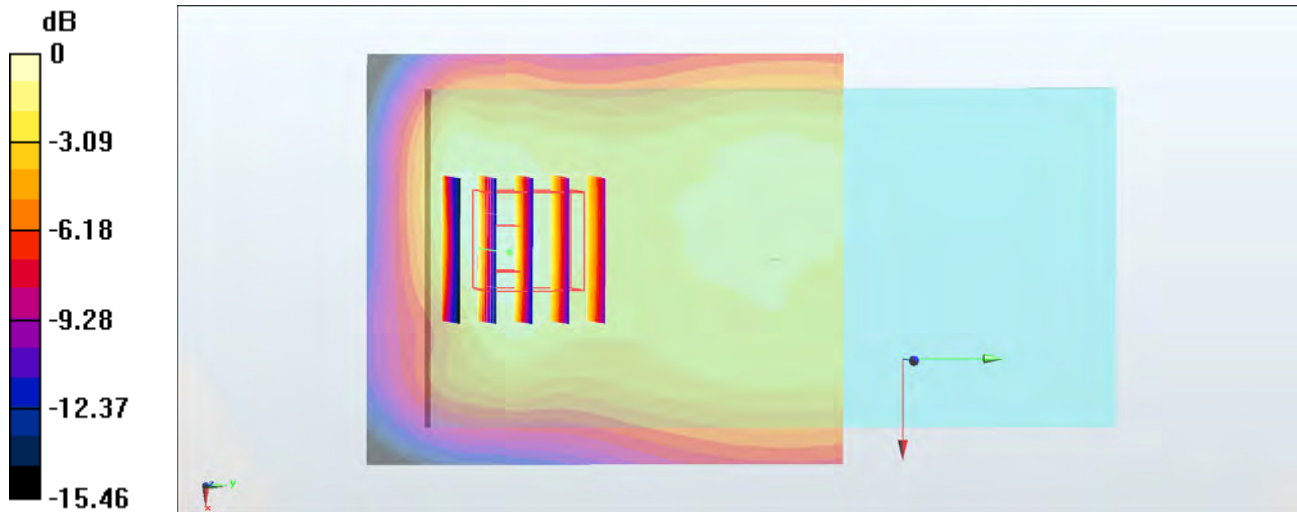
Zoom Scan (5x5x7)/Cube 0: Measurement grid: dx=8mm, dy=8mm, dz=5mm

Reference Value = 28.47 V/m; Power Drift = 0.05 dB

Peak SAR (extrapolated) = 1.39 W/kg

SAR(1 g) = 0.792 W/kg; SAR(10 g) = 0.479 W/kg

Maximum value of SAR (measured) = 1.11 W/kg



0 dB = 1.11 W/kg = 0.45 dBW/kg

#60_LTE Band 7_20M_QPSK_1_49_Back_5mm_Ch21350

Communication System: LTE ; Frequency: 2560 MHz;Duty Cycle: 1:1

Medium: MSL_2600_180123 Medium parameters used: $f = 2560$ MHz; $\sigma = 2.151$ S/m; $\epsilon_r = 54.036$; $\rho = 1000$ kg/m³

Ambient Temperature : 23.1 °C ; Liquid Temperature : 22.1 °C

DASY5 Configuration

- Probe: EX3DV4 - SN3931; ConvF(7.45, 7.45, 7.45); Calibrated: 2017/9/29;
- Sensor-Surface: 1.4mm (Mechanical Surface Detection)
- Electronics: DAE4 Sn1399; Calibrated: 2017/11/16
- Phantom: SAM_Left; Type: QD000P40CD; Serial: S/N:1801
- Measurement SW: DASY52, Version 52.8 (8); SEMCAD X Version 14.6.10 (7373)

Area Scan (81x81x1): Interpolated grid: dx=1.200 mm, dy=1.200 mm

Maximum value of SAR (interpolated) = 1.60 W/kg

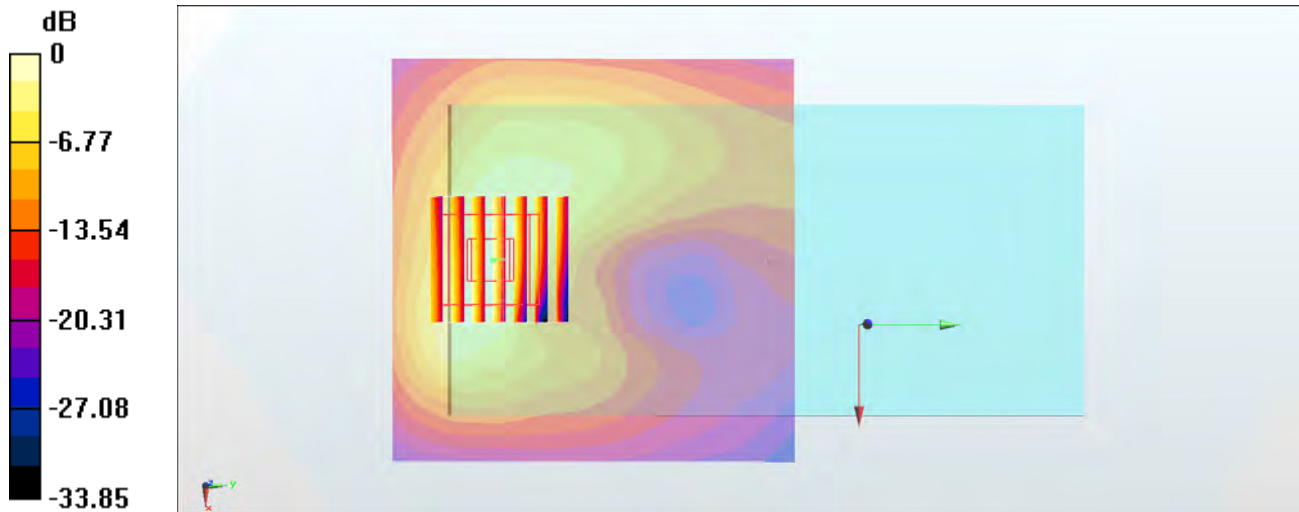
Zoom Scan (7x7x7)/Cube 0: Measurement grid: dx=5mm, dy=5mm, dz=5mm

Reference Value = 20.49 V/m; Power Drift = -0.06 dB

Peak SAR (extrapolated) = 2.01 W/kg

SAR(1 g) = 0.913 W/kg; SAR(10 g) = 0.405 W/kg

Maximum value of SAR (measured) = 1.59 W/kg



#61_LTE Band 12_10M_QPSK_1_49_Back_5mm_Ch23095

Communication System: LTE ; Frequency: 707.5 MHz; Duty Cycle: 1:1

Medium: MSL_750_180109 Medium parameters used : $f = 707.5$ MHz; $\sigma = 0.936$ S/m; $\epsilon_r = 54.755$; $\rho = 1000$ kg/m³

Ambient Temperature : 23.3 °C ; Liquid Temperature : 22.3 °C

DASY5 Configuration

- Probe: EX3DV4 - SN3931; ConvF(10.34, 10.34, 10.34); Calibrated: 2017/9/29;
- Sensor-Surface: 1.4mm (Mechanical Surface Detection)
- Electronics: DAE4 Sn1399; Calibrated: 2017/11/16
- Phantom: SAM_Right; Type: QD000P40CD; Serial: S/N:1796
- Measurement SW: DASY52, Version 52.8 (8); SEMCAD X Version 14.6.10 (7373)

Area Scan (71x121x1): Interpolated grid: dx=1.500 mm, dy=1.500 mm

Maximum value of SAR (interpolated) = 0.840 W/kg

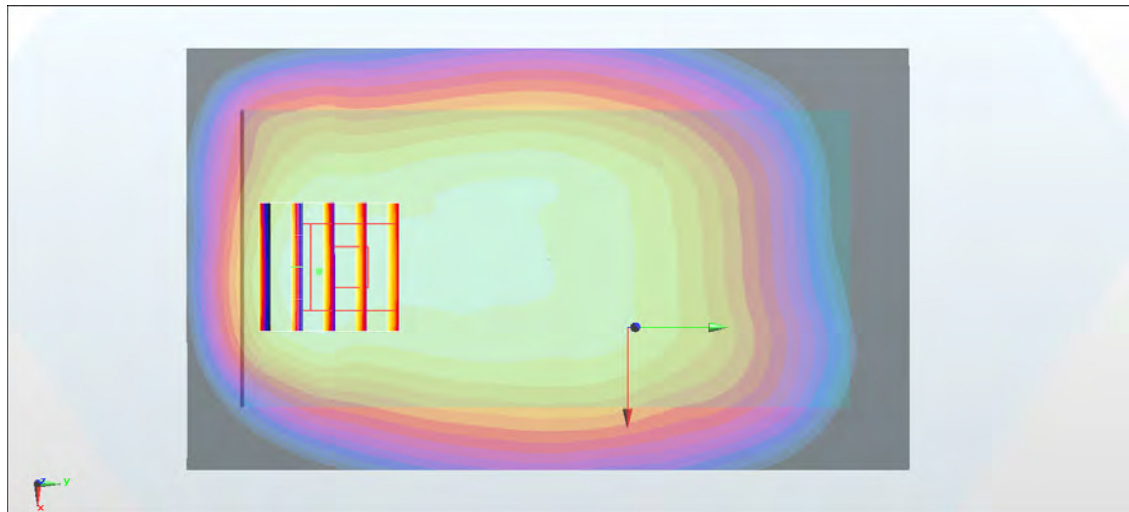
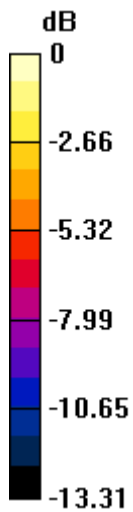
Zoom Scan (5x5x7)/Cube 0: Measurement grid: dx=8mm, dy=8mm, dz=5mm

Reference Value = 29.29 V/m; Power Drift = -0.09 dB

Peak SAR (extrapolated) = 1.02 W/kg

SAR(1 g) = 0.625 W/kg; SAR(10 g) = 0.452 W/kg

Maximum value of SAR (measured) = 0.825 W/kg



0 dB = 0.825 W/kg = -0.84 dBW/kg

#62_LTE Band 13_10M_QPSK_1_49_Back_5mm_Ch23230

Communication System: LTE ; Frequency: 782 MHz;Duty Cycle: 1:1

Medium: MSL_750_180109 Medium parameters used: $f = 782$ MHz; $\sigma = 1.006$ S/m; $\epsilon_r = 54.048$; $\rho = 1000$ kg/m³

Ambient Temperature : 23.3 °C ; Liquid Temperature : 22.3 °C

DASY5 Configuration

- Probe: EX3DV4 - SN3931; ConvF(10.34, 10.34, 10.34); Calibrated: 2017/9/29;
- Sensor-Surface: 1.4mm (Mechanical Surface Detection)
- Electronics: DAE4 Sn1399; Calibrated: 2017/11/16
- Phantom: SAM_Right; Type: QD000P40CD; Serial: S/N:1796
- Measurement SW: DASY52, Version 52.8 (8); SEMCAD X Version 14.6.10 (7373)

Area Scan (71x121x1): Interpolated grid: dx=1.500 mm, dy=1.500 mm

Maximum value of SAR (interpolated) = 1.15 W/kg

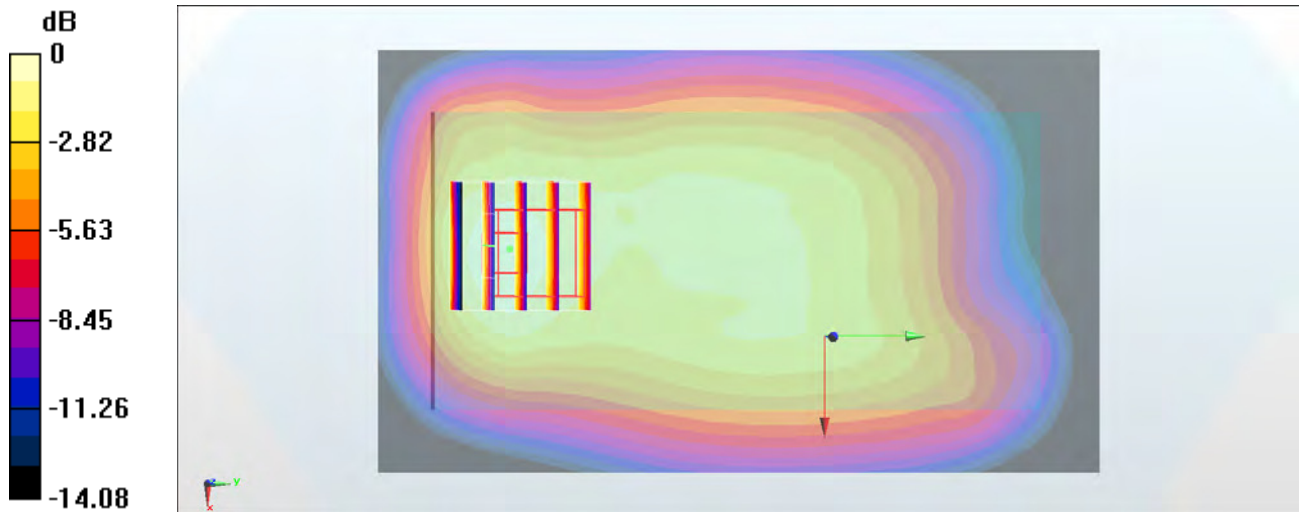
Zoom Scan (5x5x7)/Cube 0: Measurement grid: dx=8mm, dy=8mm, dz=5mm

Reference Value = 32.59 V/m; Power Drift = -0.18 dB

Peak SAR (extrapolated) = 1.41 W/kg

SAR(1 g) = 0.832 W/kg; SAR(10 g) = 0.538 W/kg

Maximum value of SAR (measured) = 1.15 W/kg



0 dB = 1.15 W/kg = 0.61 dBW/kg

#63_LTE Band 25_20M_QPSK_50_0_Back_5mm_Ch26140

Communication System: LTE ; Frequency: 1860 MHz;Duty Cycle: 1:1

Medium: MSL_1900_180125 Medium parameters used: $f = 1860$ MHz; $\sigma = 1.509$ S/m; $\epsilon_r = 51.852$; $\rho = 1000$ kg/m³

Ambient Temperature : 23.6 °C ; Liquid Temperature : 22.6 °C

DASY5 Configuration

- Probe: EX3DV4 - SN3931; ConvF(8.12, 8.12, 8.12); Calibrated: 2017/9/29;
- Sensor-Surface: 1.4mm (Mechanical Surface Detection)
- Electronics: DAE4 Sn1399; Calibrated: 2017/11/16
- Phantom: SAM_Left; Type: QD000P40CD; Serial: S/N:1801
- Measurement SW: DASY52, Version 52.8 (8); SEMCAD X Version 14.6.10 (7373)

Area Scan (71x71x1): Interpolated grid: dx=1.500 mm, dy=1.500 mm

Maximum value of SAR (interpolated) = 1.30 W/kg

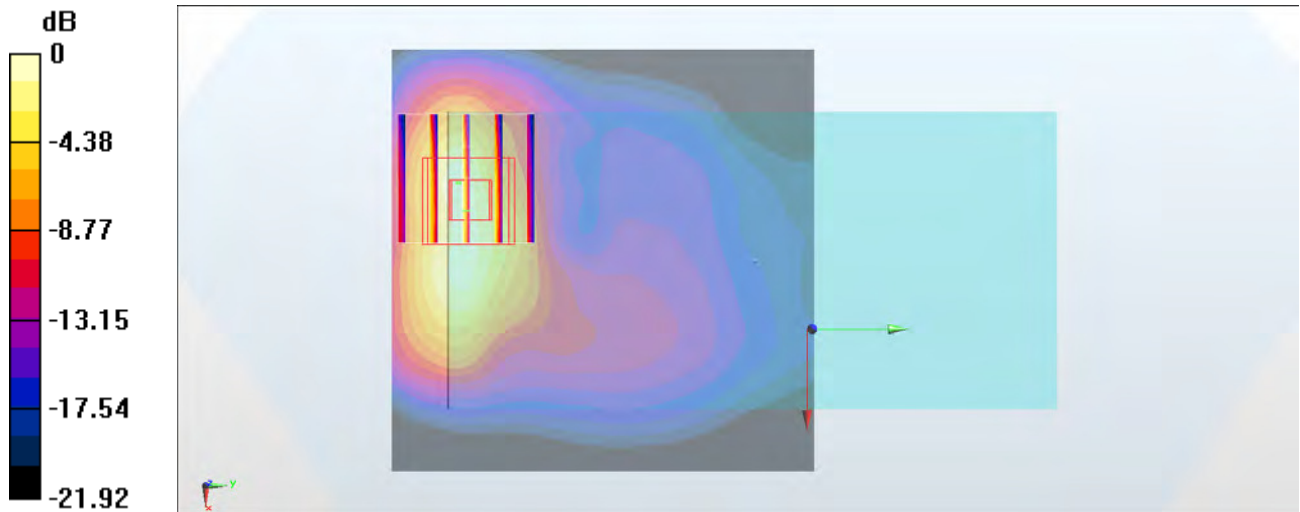
Zoom Scan (5x5x7)/Cube 0: Measurement grid: dx=8mm, dy=8mm, dz=5mm

Reference Value = 16.93 V/m; Power Drift = -0.10 dB

Peak SAR (extrapolated) = 1.90 W/kg

SAR(1 g) = 1.02 W/kg; SAR(10 g) = 0.490 W/kg

Maximum value of SAR (measured) = 1.46 W/kg



0 dB = 1.46 W/kg = 1.64 dBW/kg

#64_LTE Band 26_15M_QPSK_1_74_Back_5mm_Ch26865

Communication System: LTE ; Frequency: 831.5 MHz;Duty Cycle: 1:1

Medium: MSL_850_180110 Medium parameters used : $f = 831.5$ MHz; $\sigma = 0.934$ S/m; $\epsilon_r = 56.096$; $\rho = 1000$ kg/m³

Ambient Temperature : 23.5 °C ; Liquid Temperature : 22.5 °C

DASY5 Configuration

- Probe: EX3DV4 - SN3931; ConvF(10.09, 10.09, 10.09); Calibrated: 2017/9/29;
- Sensor-Surface: 1.4mm (Mechanical Surface Detection)
- Electronics: DAE4 Sn1399; Calibrated: 2017/11/16
- Phantom: SAM_Right; Type: QD000P40CD; Serial: S/N:1796
- Measurement SW: DASY52, Version 52.8 (8); SEMCAD X Version 14.6.10 (7373)

Area Scan (61x71x1): Interpolated grid: dx=1.500 mm, dy=1.500 mm

Maximum value of SAR (interpolated) = 1.55 W/kg

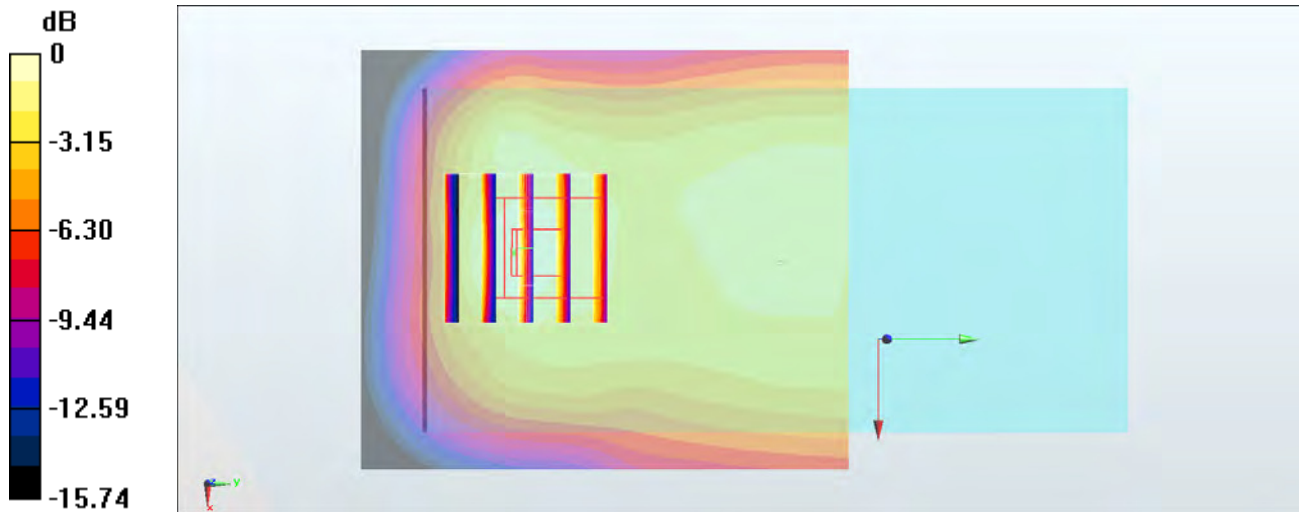
Zoom Scan (5x5x7)/Cube 0: Measurement grid: dx=8mm, dy=8mm, dz=5mm

Reference Value = 38.13 V/m; Power Drift = -0.05 dB

Peak SAR (extrapolated) = 1.52 W/kg

SAR(1 g) = 0.965 W/kg; SAR(10 g) = 0.592 W/kg

Maximum value of SAR (measured) = 1.34 W/kg



0 dB = 1.34 W/kg = 1.27 dBW/kg

#65_LTE Band 66_20M_QPSK_1_99_Back_5mm_Ch132572

Communication System: LTE; Frequency: 1770 MHz; Duty Cycle: 1:1

Medium: MSL_1750_180128 Medium parameters used: $f = 1770$ MHz; $\sigma = 1.486$ S/m; $\epsilon_r = 55.052$; $\rho = 1000$ kg/m³

Ambient Temperature : 23.4 °C ; Liquid Temperature : 22.4 °C

DASY5 Configuration

- Probe: EX3DV4 - SN3931; ConvF(8.43, 8.43, 8.43); Calibrated: 2017/9/29;
- Sensor-Surface: 1.4mm (Mechanical Surface Detection)
- Electronics: DAE4 Sn1399; Calibrated: 2017/11/16
- Phantom: SAM_Left; Type: QD000P40CD; Serial: S/N:1801
- Measurement SW: DASY52, Version 52.8 (8); SEMCAD X Version 14.6.10 (7373)

Area Scan (71x71x1): Interpolated grid: dx=1.500 mm, dy=1.500 mm

Maximum value of SAR (interpolated) = 1.28 W/kg

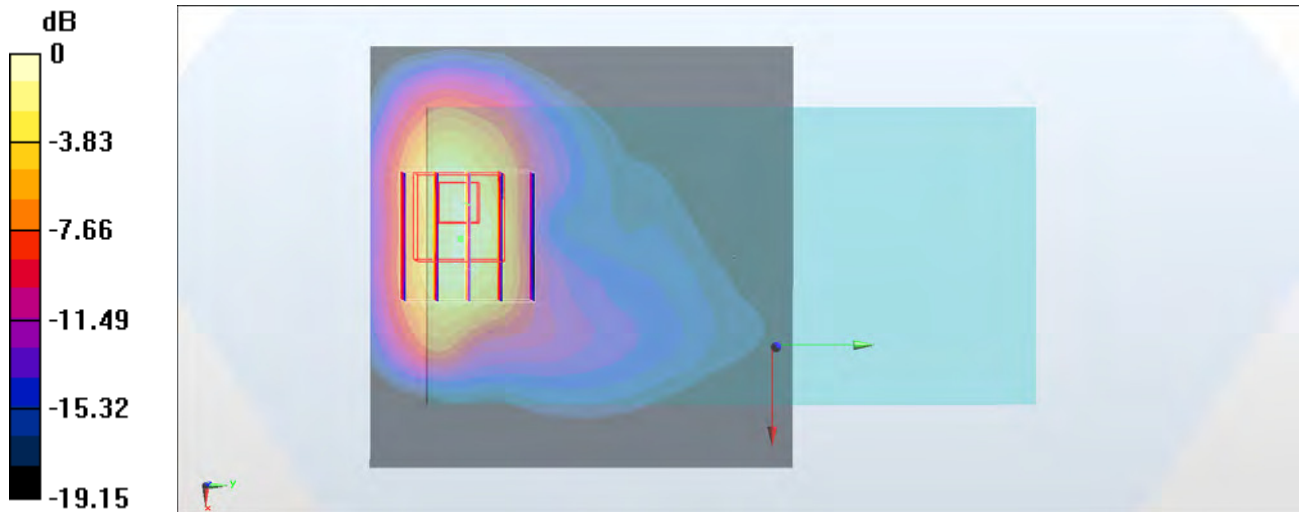
Zoom Scan (5x5x7)/Cube 0: Measurement grid: dx=8mm, dy=8mm, dz=5mm

Reference Value = 25.43 V/m; Power Drift = 0.00 dB

Peak SAR (extrapolated) = 1.96 W/kg

SAR(1 g) = 1.02 W/kg; SAR(10 g) = 0.513 W/kg

Maximum value of SAR (measured) = 1.65 W/kg



0 dB = 1.65 W/kg = 2.17 dBW/kg

#66_LTE Band 71_20M_QPSK_1_49_Back_5mm_Ch133322

Communication System: LTE ; Frequency: 683 MHz; Duty Cycle: 1:1

Medium: MSL_750_180129 Medium parameters used : $f = 683$ MHz; $\sigma = 0.909$ S/m; $\epsilon_r = 54.534$; $\rho = 1000$ kg/m³

Ambient Temperature : 23.5 °C ; Liquid Temperature : 22.5 °C

DASY5 Configuration

- Probe: EX3DV4 - SN3931; ConvF(10.34, 10.34, 10.34); Calibrated: 2017/9/29;
- Sensor-Surface: 1.4mm (Mechanical Surface Detection)
- Electronics: DAE4 Sn1399; Calibrated: 2017/11/16
- Phantom: SAM_Right; Type: QD000P40CD; Serial: S/N:1796
- Measurement SW: DASY52, Version 52.8 (8); SEMCAD X Version 14.6.10 (7373)

Area Scan (71x121x1): Interpolated grid: dx=1.500 mm, dy=1.500 mm

Maximum value of SAR (interpolated) = 0.526 W/kg

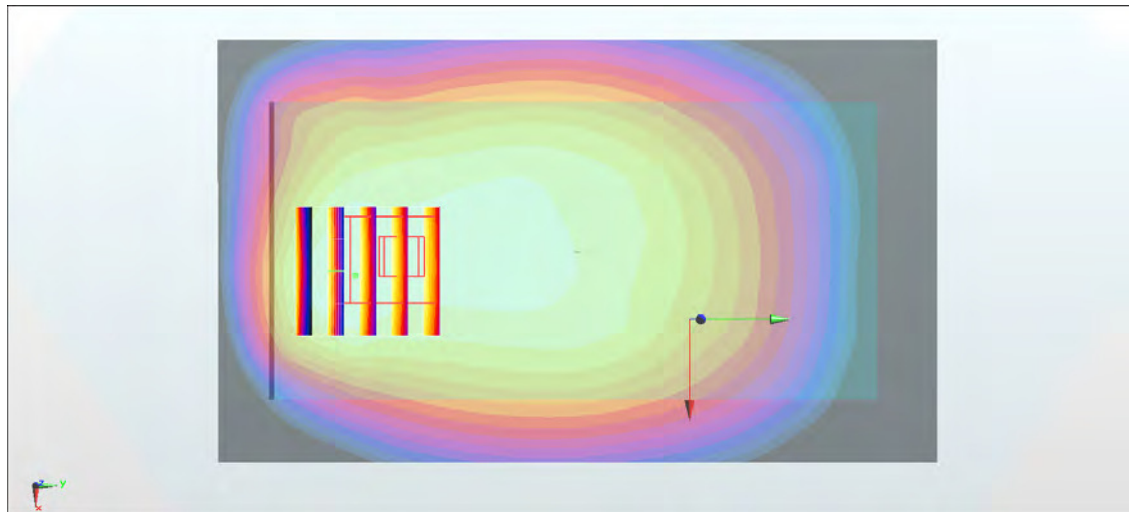
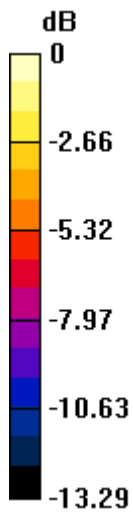
Zoom Scan (5x5x7)/Cube 0: Measurement grid: dx=8mm, dy=8mm, dz=5mm

Reference Value = 21.52 V/m; Power Drift = -0.09 dB

Peak SAR (extrapolated) = 0.608 W/kg

SAR(1 g) = 0.334 W/kg; SAR(10 g) = 0.250 W/kg

Maximum value of SAR (measured) = 0.506 W/kg



0 dB = 0.506 W/kg = -2.96 dBW/kg

#67_LTE Band 38_20M_QPSK_1_99_Back_5mm_Ch38000

Communication System: LTE; Frequency: 2595 MHz; Duty Cycle: 1:1.59

Medium: MSL_2600_180130 Medium parameters used : $f = 2595$ MHz; $\sigma = 2.218$ S/m; $\epsilon_r = 52.775$; $\rho = 1000$ kg/m³

Ambient Temperature : 23.4 °C ; Liquid Temperature : 22.4 °C

DASY5 Configuration

- Probe: EX3DV4 - SN3931; ConvF(7.45, 7.45, 7.45); Calibrated: 2017/9/29;
- Sensor-Surface: 1.4mm (Mechanical Surface Detection)
- Electronics: DAE4 Sn1399; Calibrated: 2017/11/16
- Phantom: SAM_Right; Type: QD000P40CD; Serial: S/N:1796
- Measurement SW: DASY52, Version 52.8 (8); SEMCAD X Version 14.6.10 (7373)

Area Scan (81x71x1): Interpolated grid: dx=1.200 mm, dy=1.200 mm

Maximum value of SAR (interpolated) = 1.98 W/kg

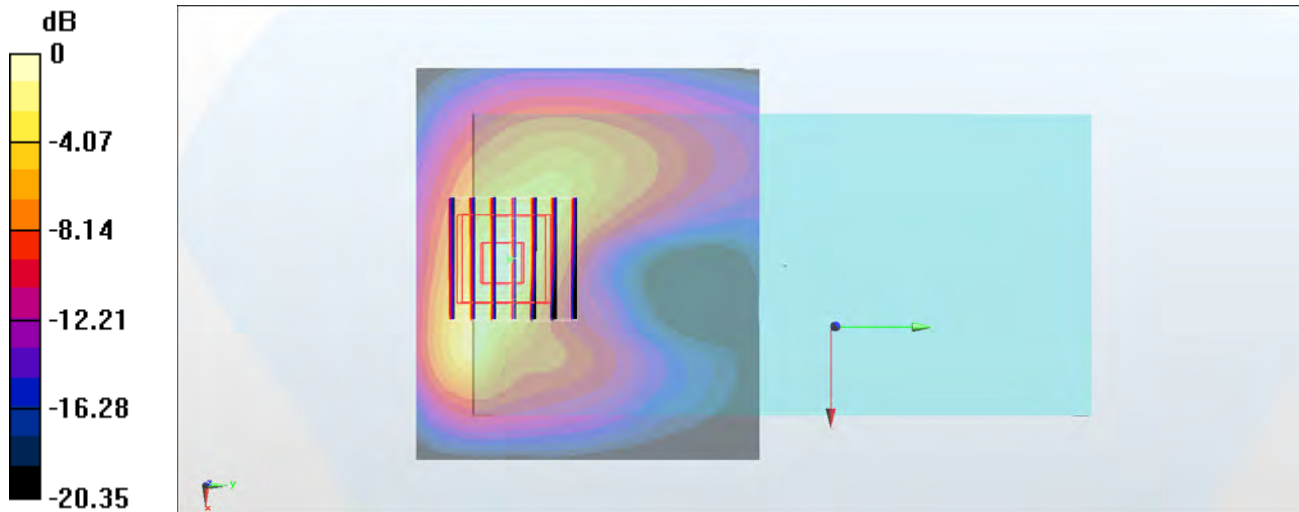
Zoom Scan (7x7x7)/Cube 0: Measurement grid: dx=5mm, dy=5mm, dz=5mm

Reference Value = 23.55 V/m; Power Drift = -0.06 dB

Peak SAR (extrapolated) = 2.68 W/kg

SAR(1 g) = 1.18 W/kg; SAR(10 g) = 0.513 W/kg

Maximum value of SAR (measured) = 2.04 W/kg



0 dB = 2.04 W/kg = 3.10 dBW/kg

#68_LTE Band 41_20M_QPSK_1_0_Back_5mm_Ch41490

Communication System: LTE; Frequency: 2680 MHz; Duty Cycle: 1:2.331

Medium: MSL_2600_180130 Medium parameters used: $f = 2680$ MHz; $\sigma = 2.336$ S/m; $\epsilon_r = 52.475$; $\rho = 1000$ kg/m³

Ambient Temperature : 23.4 °C ; Liquid Temperature : 22.4 °C

DASY5 Configuration

- Probe: EX3DV4 - SN3931; ConvF(7.45, 7.45, 7.45); Calibrated: 2017/9/29;
- Sensor-Surface: 1.4mm (Mechanical Surface Detection)
- Electronics: DAE4 Sn1399; Calibrated: 2017/11/16
- Phantom: SAM_Right; Type: QD000P40CD; Serial: S/N:1796
- Measurement SW: DASY52, Version 52.8 (8); SEMCAD X Version 14.6.10 (7373)

Area Scan (81x81x1): Interpolated grid: dx=1.200 mm, dy=1.200 mm

Maximum value of SAR (interpolated) = 1.45 W/kg

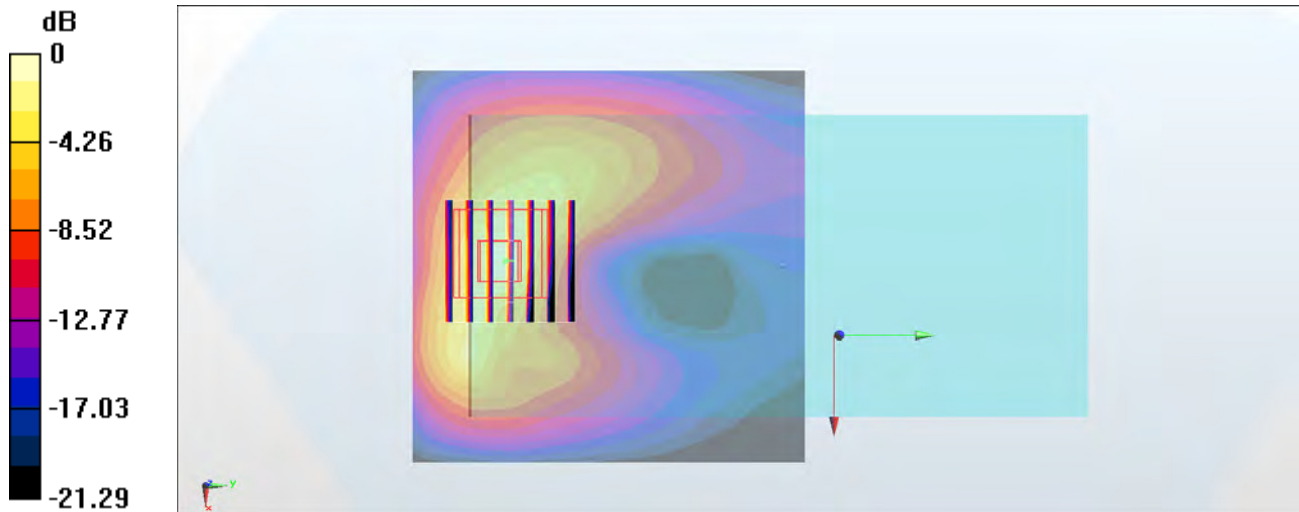
Zoom Scan (7x7x7)/Cube 0: Measurement grid: dx=5mm, dy=5mm, dz=5mm

Reference Value = 20.88 V/m; Power Drift = -0.01 dB

Peak SAR (extrapolated) = 2.29 W/kg

SAR(1 g) = 0.961 W/kg; SAR(10 g) = 0.406 W/kg

Maximum value of SAR (measured) = 1.75 W/kg



0 dB = 1.75 W/kg = 2.43 dBW/kg

#69_WLAN2.4GHz_802.11b 1Mbps_Back_5mm_Ch1

Communication System: 802.11b ; Frequency: 2412 MHz; Duty Cycle: 1:1.024

Medium: MSL_2450_180118 Medium parameters used: $f = 2412$ MHz; $\sigma = 1.968$ S/m; $\epsilon_r = 53.708$; $\rho = 1000$ kg/m³

Ambient Temperature : 23.6 °C ; Liquid Temperature : 22.6 °C

DASY5 Configuration

- Probe: EX3DV4 - SN7306; ConvF(7.73, 7.73, 7.73); Calibrated: 2017/7/24;
- Sensor-Surface: 1.4mm (Mechanical Surface Detection)
- Electronics: DAE4 Sn778; Calibrated: 2017/5/22
- Phantom: SAM_RIGHT; Type: QD000P40CD; Serial: 1719
- Measurement SW: DASY52, Version 52.8 (8); SEMCAD X Version 14.6.10 (7373)

Area Scan (81x81x1): Interpolated grid: dx=1.200 mm, dy=1.200 mm

Maximum value of SAR (interpolated) = 1.61 W/kg

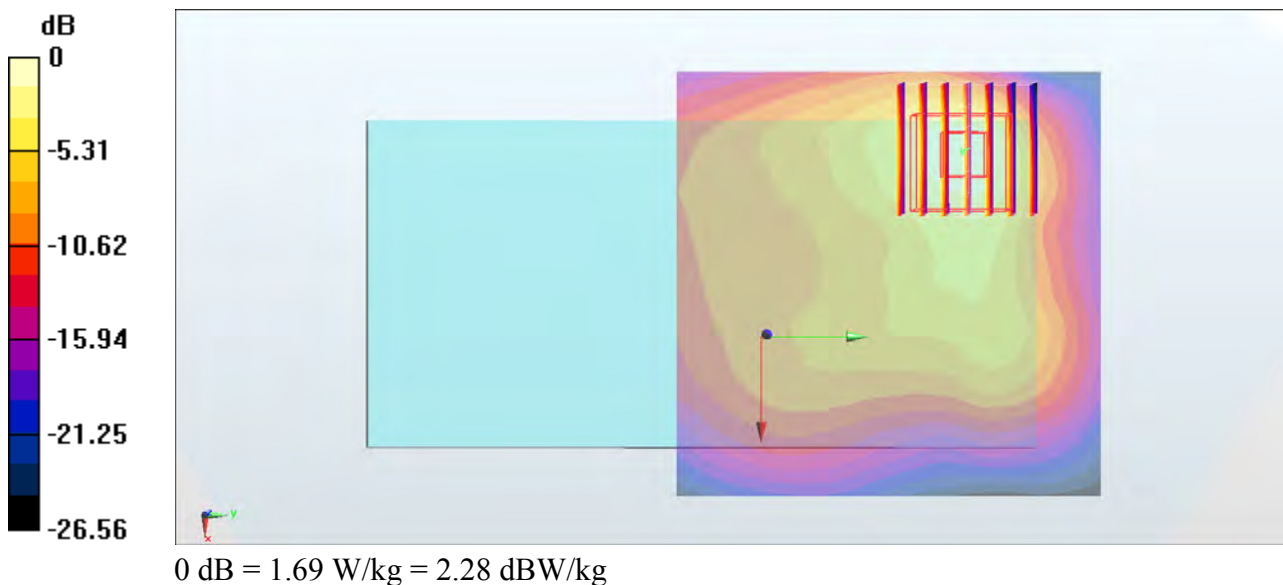
Zoom Scan (7x7x7)/Cube 0: Measurement grid: dx=5mm, dy=5mm, dz=5mm

Reference Value = 20.37 V/m; Power Drift = 0.11 dB

Peak SAR (extrapolated) = 2.23 W/kg

SAR(1 g) = 0.960 W/kg; SAR(10 g) = 0.432 W/kg

Maximum value of SAR (measured) = 1.69 W/kg



#70_WLAN5GHz_802.11a 6Mbps_Back_5mm_Ch60

Communication System: 802.11a; Frequency: 5300 MHz; Duty Cycle: 1:1.159

Medium: MSL_5G_180121 Medium parameters used: $f = 5300$ MHz; $\sigma = 5.605$ S/m; $\epsilon_r = 47.258$; $\rho = 1000$ kg/m³

Ambient Temperature : 23.5 °C ; Liquid Temperature : 22.5 °C

DASY5 Configuration

- Probe: EX3DV4 - SN3931; ConvF(4.7, 4.7, 4.7); Calibrated: 2017/9/29;
- Sensor-Surface: 1.4mm (Mechanical Surface Detection)
- Electronics: DAE4 Sn1399; Calibrated: 2017/11/16
- Phantom: SAM_Left; Type: QD000P40CD; Serial: S/N:1801
- Measurement SW: DASY52, Version 52.8 (8); SEMCAD X Version 14.6.10 (7373)

Area Scan (91x61x1): Interpolated grid: dx=1.000 mm, dy=1.000 mm

Maximum value of SAR (interpolated) = 2.75 W/kg

Zoom Scan (7x7x7)/Cube 0: Measurement grid: dx=4mm, dy=4mm, dz=1.4mm

Reference Value = 12.74 V/m; Power Drift = -0.07 dB

Peak SAR (extrapolated) = 4.41 W/kg

SAR(1 g) = 0.963 W/kg; SAR(10 g) = 0.279 W/kg

Maximum value of SAR (measured) = 2.46 W/kg



0 dB = 2.46 W/kg = 3.91 dBW/kg

#71_WLAN5GHz_802.11a 6Mbps_Back_5mm_Ch144

Communication System: 802.11a; Frequency: 5720 MHz; Duty Cycle: 1:1.159

Medium: MSL_5G_180121 Medium parameters used: $f = 5720$ MHz; $\sigma = 6.178$ S/m; $\epsilon_r = 46.526$; $\rho = 1000$ kg/m³

Ambient Temperature : 23.5 °C ; Liquid Temperature : 22.5 °C

DASY5 Configuration

- Probe: EX3DV4 - SN3931; ConvF(4.32, 4.32, 4.32); Calibrated: 2017/9/29;
- Sensor-Surface: 1.4mm (Mechanical Surface Detection)
- Electronics: DAE4 Sn1399; Calibrated: 2017/11/16
- Phantom: SAM_Left; Type: QD000P40CD; Serial: S/N:1801
- Measurement SW: DASY52, Version 52.8 (8); SEMCAD X Version 14.6.10 (7373)

Area Scan (91x61x1): Interpolated grid: dx=1.000 mm, dy=1.000 mm

Maximum value of SAR (interpolated) = 2.62 W/kg

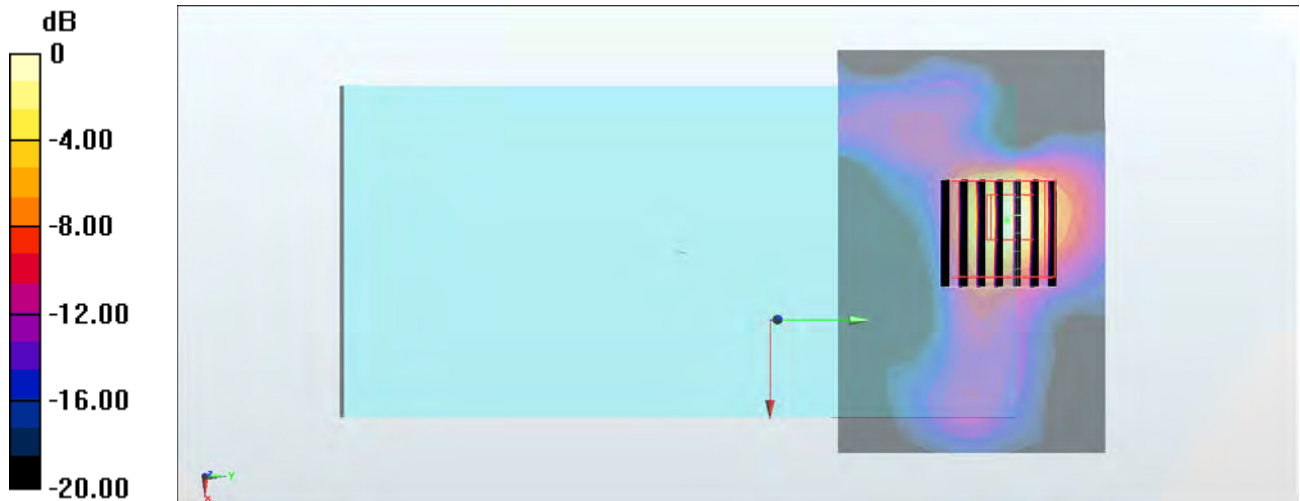
Zoom Scan (7x7x7)/Cube 0: Measurement grid: dx=4mm, dy=4mm, dz=1.4mm

Reference Value = 10.97 V/m; Power Drift = -0.06 dB

Peak SAR (extrapolated) = 5.19 W/kg

SAR(1 g) = 0.985 W/kg; SAR(10 g) = 0.241 W/kg

Maximum value of SAR (measured) = 2.80 W/kg



0 dB = 2.80 W/kg = 4.47 dBW/kg

#72_WLAN5GHz_802.11a 6Mbps_Back_5mm_Ch165

Communication System: 802.11a; Frequency: 5825 MHz; Duty Cycle: 1:1.159

Medium: MSL_5G_180121 Medium parameters used: $f = 5825 \text{ MHz}$; $\sigma = 6.325 \text{ S/m}$; $\epsilon_r = 46.351$; $\rho = 1000 \text{ kg/m}^3$

Ambient Temperature : $23.5 \text{ }^\circ\text{C}$; Liquid Temperature : $22.5 \text{ }^\circ\text{C}$

DASY5 Configuration

- Probe: EX3DV4 - SN3931; ConvF(4.32, 4.32, 4.32); Calibrated: 2017/9/29;
- Sensor-Surface: 1.4mm (Mechanical Surface Detection)
- Electronics: DAE4 Sn1399; Calibrated: 2017/11/16
- Phantom: SAM_Left; Type: QD000P40CD; Serial: S/N:1801
- Measurement SW: DASY52, Version 52.8 (8); SEMCAD X Version 14.6.10 (7373)

Area Scan (91x81x1): Interpolated grid: $dx=1.000 \text{ mm}$, $dy=1.000 \text{ mm}$

Maximum value of SAR (interpolated) = 1.87 W/kg

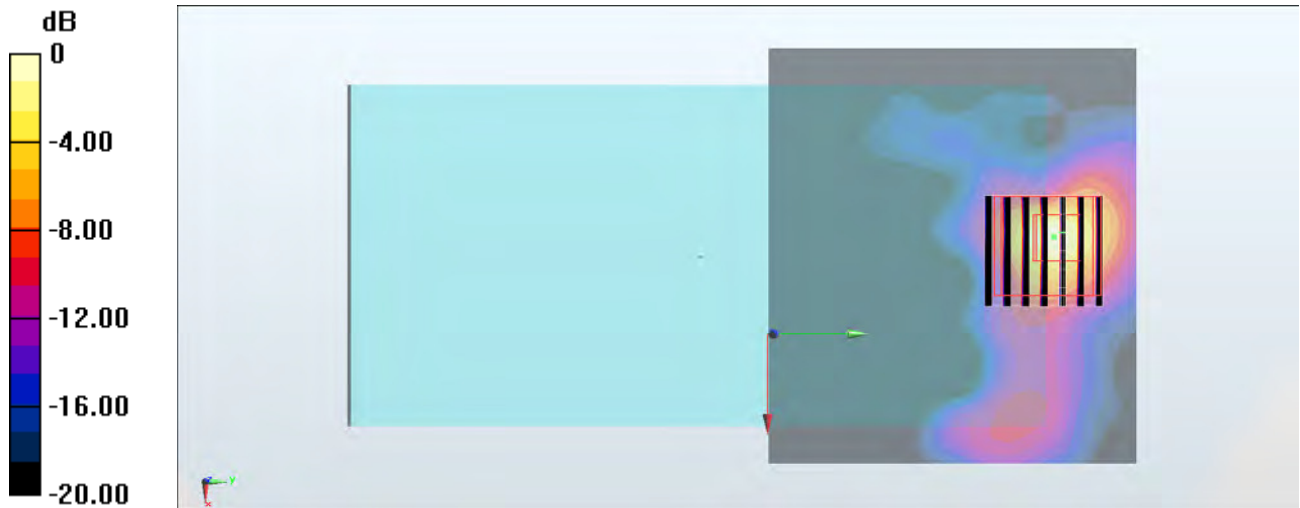
Zoom Scan (7x7x7)/Cube 0: Measurement grid: $dx=4\text{mm}$, $dy=4\text{mm}$, $dz=1.4\text{mm}$

Reference Value = 4.888 V/m ; Power Drift = -0.00 dB

Peak SAR (extrapolated) = 3.79 W/kg

SAR(1 g) = 0.668 W/kg ; SAR(10 g) = 0.158 W/kg

Maximum value of SAR (measured) = 1.99 W/kg



0 dB = 1.99 W/kg = 2.99 dBW/kg

#73_Bluetooth_1Mbps_Back_5mm_Ch00

Communication System: Bluetooth ; Frequency: 2402 MHz;Duty Cycle: 1:1.305

Medium: MSL_2450_180111 Medium parameters used: $f = 2402$ MHz; $\sigma = 1.929$ S/m; $\epsilon_r = 54.666$; $\rho = 1000$ kg/m³

Ambient Temperature : 23.2 °C ; Liquid Temperature : 22.2 °C

DASY5 Configuration

- Probe: ES3DV3 - SN3169; ConvF(4.28, 4.28, 4.28); Calibrated: 2017/5/11;
- Sensor-Surface: 3mm (Mechanical Surface Detection)
- Electronics: DAE3 Sn495; Calibrated: 2017/5/22
- Phantom: SAM_Left; Type: QD000P40CD; Serial: S/N:1801
- Measurement SW: DASY52, Version 52.8 (8); SEMCAD X Version 14.6.10 (7373)

Area Scan (81x81x1): Interpolated grid: dx=1.200 mm, dy=1.200 mm

Maximum value of SAR (interpolated) = 0.206 W/kg

Zoom Scan (7x7x7)/Cube 0: Measurement grid: dx=5mm, dy=5mm, dz=5mm

Reference Value = 7.685 V/m; Power Drift = 0.14 dB

Peak SAR (extrapolated) = 0.343 W/kg

SAR(1 g) = 0.152 W/kg; SAR(10 g) = 0.067 W/kg

Maximum value of SAR (measured) = 0.199 W/kg

