

HAC_E_Dipole_835_180113

DUT: HAC-Dipole 835 MHz

Communication System: CW; Frequency: 835 MHz; Duty Cycle: 1:1

Medium: Air Medium parameters used: $\sigma = 0$ S/m, $\epsilon_r = 1$; $\rho = 0$ kg/m³

Ambient Temperature : 23.4 °C

DASY5 Configuration

- Probe: ER3DV6 - SN2480; ConvF(1, 1, 1); Calibrated: 2017/12/15;
- Sensor-Surface: (Fix Surface)
- Electronics: DAE4 Sn778; Calibrated: 2017/5/22
- Phantom: HAC Test Arch with AMCC; Type: SD HAC P01 BA;
- Measurement SW: DASY52, Version 52.8 (8); SEMCAD X Version 14.6.10 (7373)

E Scan - measurement distance from the probe sensor center to CD835 = 10mm & 15mm/Hearing Aid Compatibility Test at 15mm distance (41x361x1): Interpolated grid:

dx=0.5000 mm, dy=0.5000 mm

Device Reference Point: 0, 0, -6.3 mm

Reference Value = 129.1 V/m; Power Drift = 0.01 dB

PMR not calibrated. PMF = 1.000 is applied.

E-field emissions = 113.4 V/m

Average value of Total=(113.4+112.4) / 2 = 112.9 V/m

PMF scaled E-field

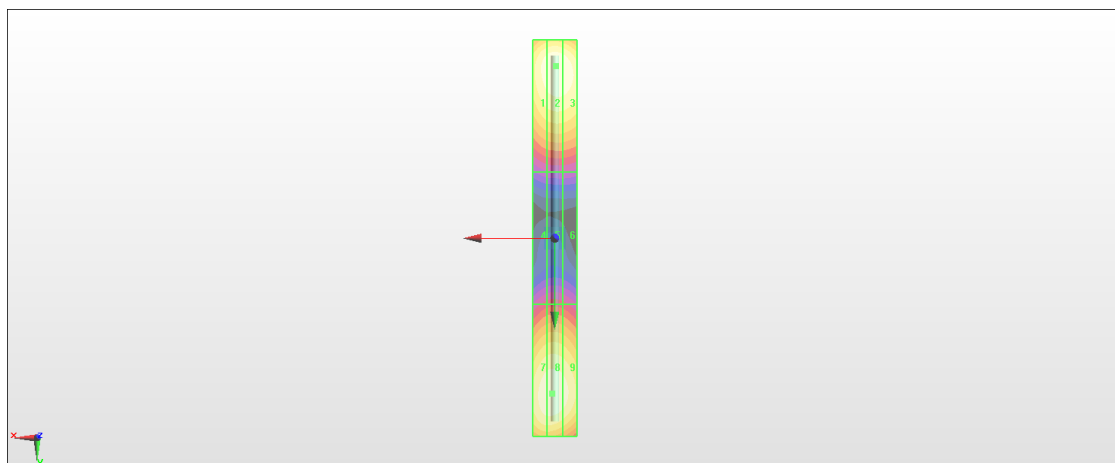
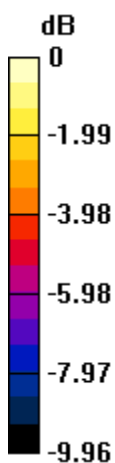
Grid 1 M4 110.4 V/m	Grid 2 M4 113.4 V/m	Grid 3 M4 112.3 V/m
Grid 4 M4 64.29 V/m	Grid 5 M4 65.23 V/m	Grid 6 M4 64.06 V/m
Grid 7 M4 111.6 V/m	Grid 8 M4 112.4 V/m	Grid 9 M4 109.7 V/m

Cursor:

Total = 113.4 V/m

E Category: M4

Location: -0.5, -78, 9.7 mm



0 dB = 113.4 V/m = 41.09 dBV/m

HAC_E_Dipole_1880_180113

DUT: HAC Dipole 1880 MHz

Communication System: CW; Frequency: 1880 MHz; Duty Cycle: 1:1

Medium: Air Medium parameters used: $\sigma = 0$ S/m, $\epsilon_r = 1$; $\rho = 0$ kg/m³

Ambient Temperature : 23.4 °C

DASY5 Configuration

- Probe: ER3DV6 - SN2480; ConvF(1, 1, 1); Calibrated: 2017/12/15;
- Sensor-Surface: (Fix Surface)
- Electronics: DAE4 Sn778; Calibrated: 2017/5/22
- Phantom: HAC Test Arch with AMCC; Type: SD HAC P01 BA;
- Measurement SW: DASY52, Version 52.8 (8); SEMCAD X Version 14.6.10 (7373)

E Scan - measurement distance from the probe sensor center to CD1880 = 10mm & 15mm/Hearing Aid Compatibility Test at 15mm distance (41x181x1): Interpolated grid:

dx=0.5000 mm, dy=0.5000 mm

Device Reference Point: 0, 0, -6.3 mm

Reference Value = 145.6 V/m; Power Drift = 0.01 dB

PMR not calibrated. PMF = 1.000 is applied.

E-field emissions = 92.45 V/m

Average value of Total=(91.53+92.45) / 2 = 91.99 V/m

PMF scaled E-field

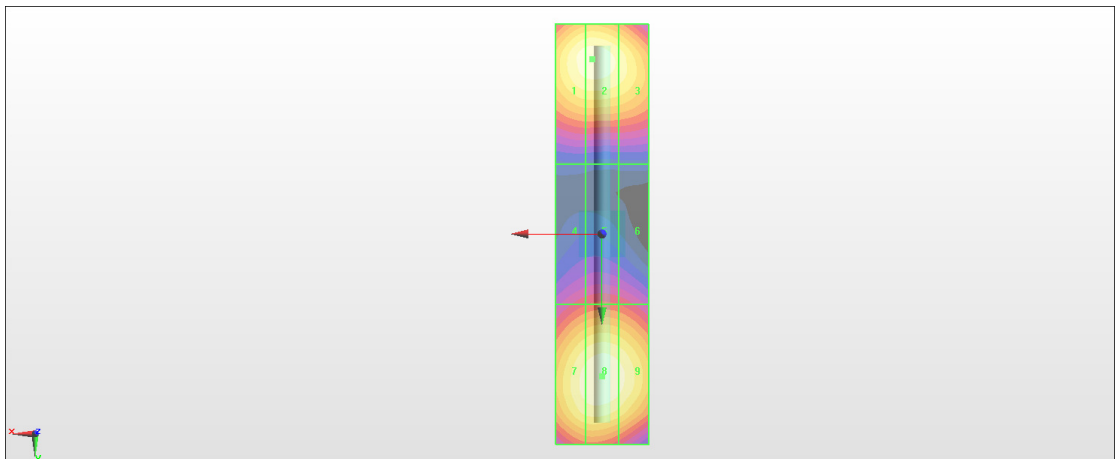
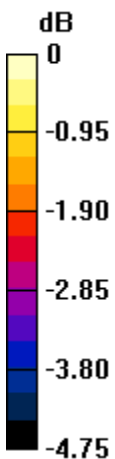
Grid 1 M3 91.14 V/m	Grid 2 M3 91.53 V/m	Grid 3 M3 88.46 V/m
Grid 4 M3 71.38 V/m	Grid 5 M3 72.54 V/m	Grid 6 M3 71.72 V/m
Grid 7 M3 90.71 V/m	Grid 8 M3 92.45 V/m	Grid 9 M3 90.72 V/m

Cursor:

Total = 92.45 V/m

E Category: M3

Location: 0, 30.5, 9.7 mm



0 dB = 92.45 V/m = 39.32 dBV/m

HAC_E_Dipole_1880_180117

DUT: HAC Dipole 1880 MHz

Communication System: CW; Frequency: 1880 MHz; Duty Cycle: 1:1

Medium: Air Medium parameters used: $\sigma = 0$ S/m, $\epsilon_r = 1$; $\rho = 0$ kg/m³

Ambient Temperature : 23.3 °C

DASY5 Configuration

- Probe: ER3DV6 - SN2480; ConvF(1, 1, 1); Calibrated: 2017/12/15;
- Sensor-Surface: (Fix Surface)
- Electronics: DAE4 Sn778; Calibrated: 2017/5/22
- Phantom: HAC Test Arch with AMCC; Type: SD HAC P01 BA;
- Measurement SW: DASY52, Version 52.8 (8); SEMCAD X Version 14.6.10 (7373)

E Scan - measurement distance from the probe sensor center to CD1880 = 10mm & 15mm/Hearing Aid Compatibility Test at 15mm distance (41x181x1): Interpolated grid:

dx=0.5000 mm, dy=0.5000 mm

Device Reference Point: 0, 0, -6.3 mm

Reference Value = 142.0 V/m; Power Drift = 0.01 dB

PMR not calibrated. PMF = 1.000 is applied.

E-field emissions = 85.15 V/m

Average value of Total=(85.15+81.45) / 2 = 83.3 V/m

PMF scaled E-field

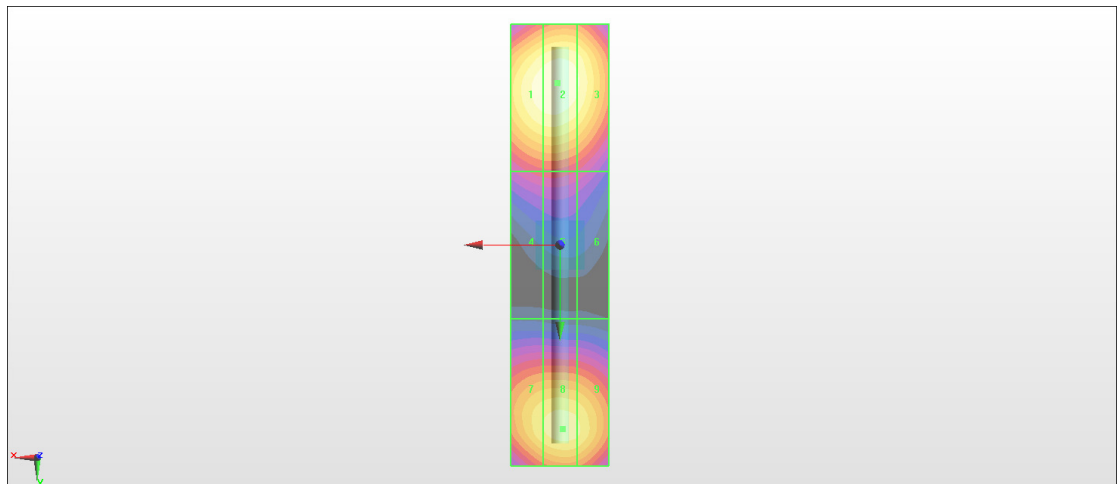
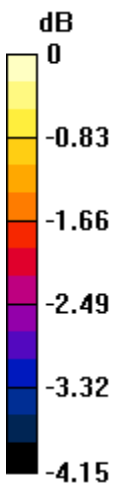
Grid 1 M3 84.39 V/m	Grid 2 M3 85.15 V/m	Grid 3 M3 83.01 V/m
Grid 4 M3 67.49 V/m	Grid 5 M3 67.67 V/m	Grid 6 M3 65.99 V/m
Grid 7 M3 79.82 V/m	Grid 8 M3 81.45 V/m	Grid 9 M3 80.51 V/m

Cursor:

Total = 85.15 V/m

E Category: M3

Location: 0.5, -33, 9.7 mm



0 dB = 85.15 V/m = 38.60 dBV/m

HAC_E_Dipole_2600_180117

DUT: HAC Dipole 2600 MHz

Communication System: CW ; Frequency: 2600 MHz; Duty Cycle: 1:1

Medium: Air Medium parameters used: $\sigma = 0$ S/m, $\epsilon_r = 1$; $\rho = 0$ kg/m³

Ambient Temperature : 23.3 °C

DASY5 Configuration

- Probe: ER3DV6 - SN2480; ConvF(1, 1, 1); Calibrated: 2017/12/15;
- Sensor-Surface: (Fix Surface)
- Electronics: DAE4 Sn778; Calibrated: 2017/5/22
- Phantom: HAC Test Arch with AMCC; Type: SD HAC P01 BA;
- Measurement SW: DASY52, Version 52.8 (8); SEMCAD X Version 14.6.10 (7373)

E Scan - measurement distance from the probe sensor center to CD2600 = 10mm & 15mm/Hearing Aid Compatibility Test at 15mm distance (41x181x1): Interpolated grid:

dx=0.5000 mm, dy=0.5000 mm

Device Reference Point: 0, 0, -6.3 mm

Reference Value = 72.96 V/m; Power Drift = 0.01 dB

PMR not calibrated. PMF = 1.000 is applied.

E-field emissions = 89.37 V/m

Average value of Total=(81.7+89.37) / 2 = 85.535 V/m

PMF scaled E-field

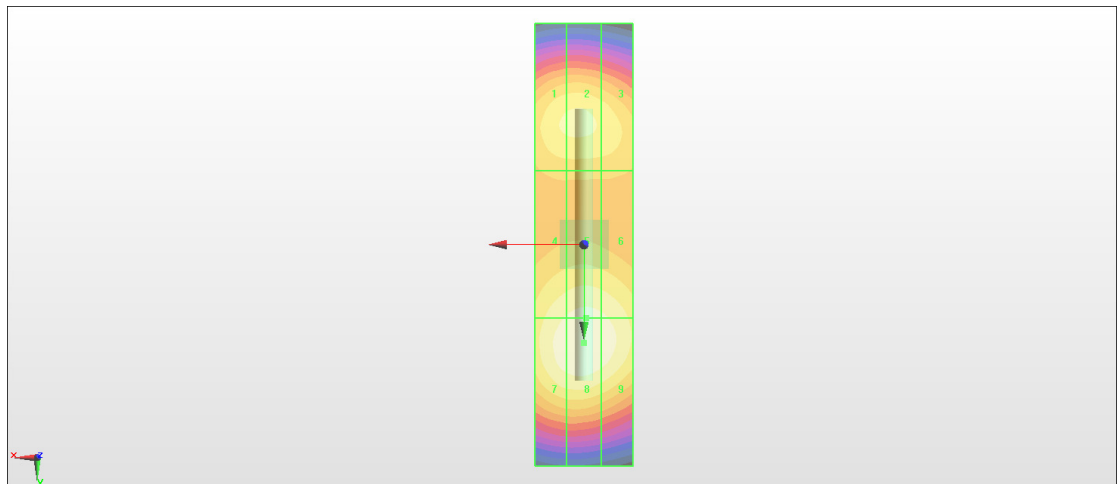
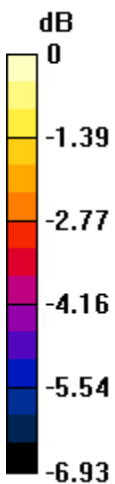
Grid 1 M3 81.24 V/m	Grid 2 M3 81.70 V/m	Grid 3 M3 79.85 V/m
Grid 4 M3 85.33 V/m	Grid 5 M3 86.86 V/m	Grid 6 M3 85.84 V/m
Grid 7 M3 87.86 V/m	Grid 8 M3 89.37 V/m	Grid 9 M3 87.94 V/m

Cursor:

Total = 89.37 V/m

E Category: M3

Location: 0, 20, 9.7 mm



0 dB = 89.37 V/m = 39.02 dBV/m