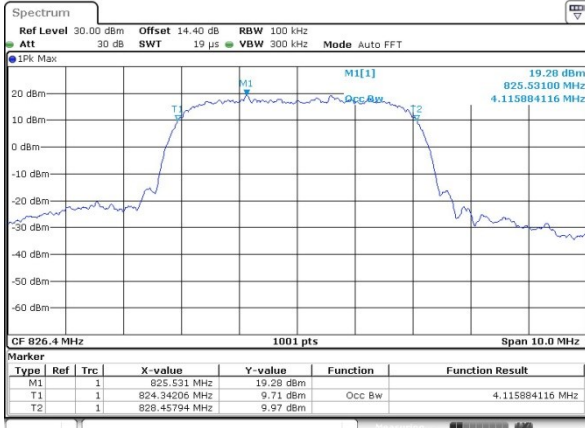




WCDMA Band V (RMC 12.2Kbps)

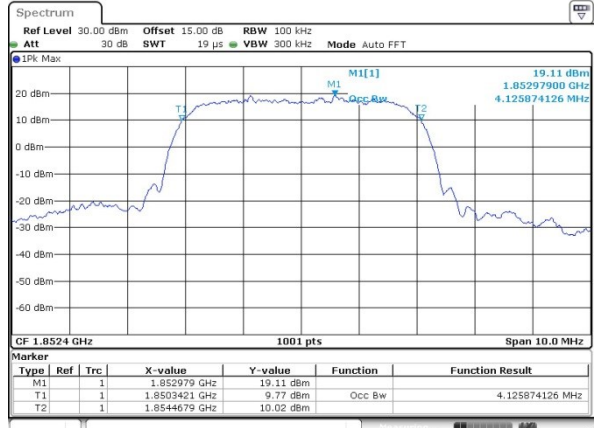
Lowest Channel



Date: 28 DEC 2017 21:35:42

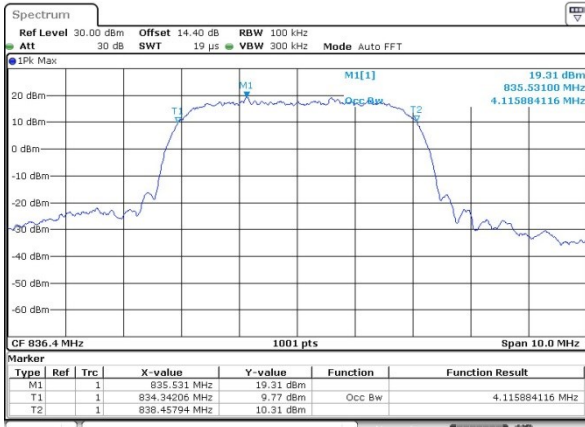
WCDMA Band II (RMC 12.2Kbps)

Lowest Channel



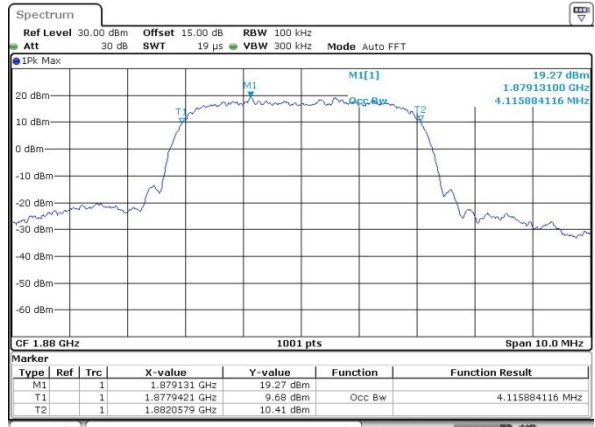
Date: 28 DEC 2017 21:53:57

Middle Channel



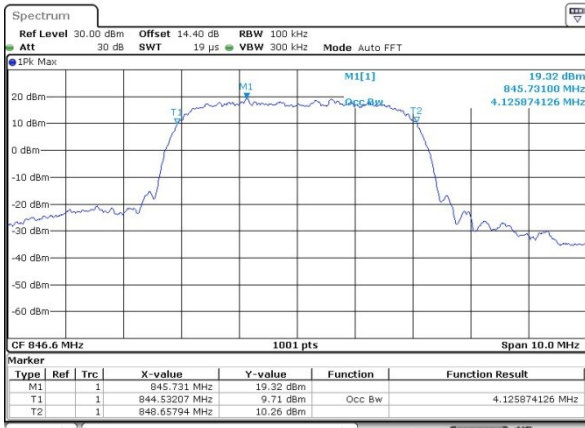
Date: 28 DEC 2017 21:38:28

Middle Channel



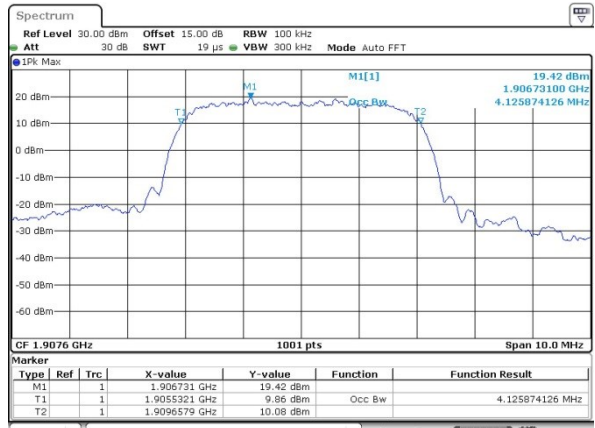
Date: 28 DEC 2017 21:55:02

Highest Channel



Date: 28 DEC 2017 21:37:02

Highest Channel

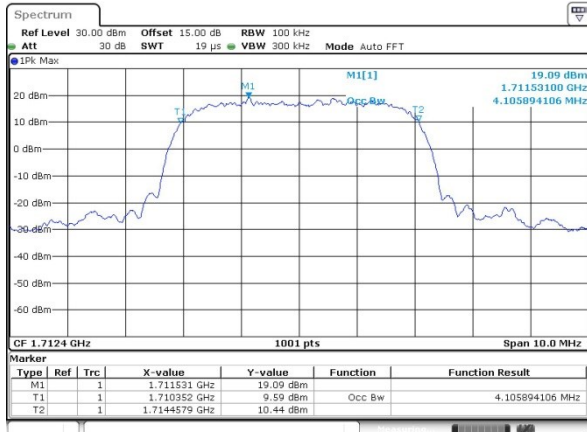


Date: 28 DEC 2017 21:55:55



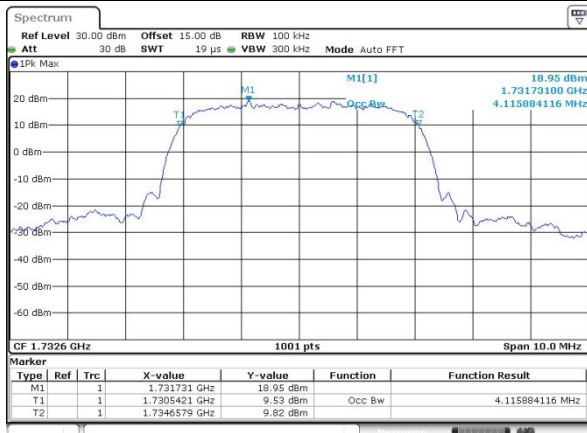
WCDMA Band IV (RMC 12.2Kbps)

Lowest Channel



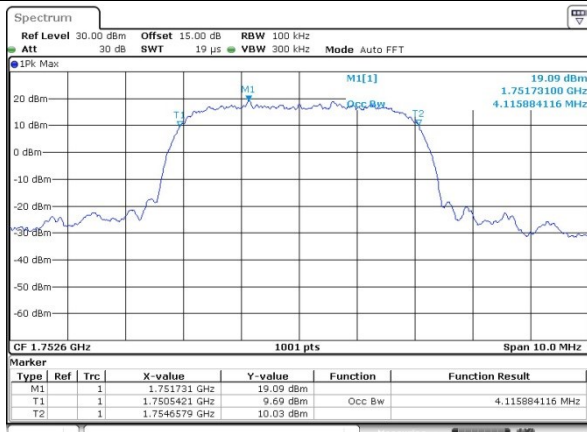
Date: 26 DEC 2017 22:47:02

Middle Channel



Date: 26 DEC 2017 22:48:26

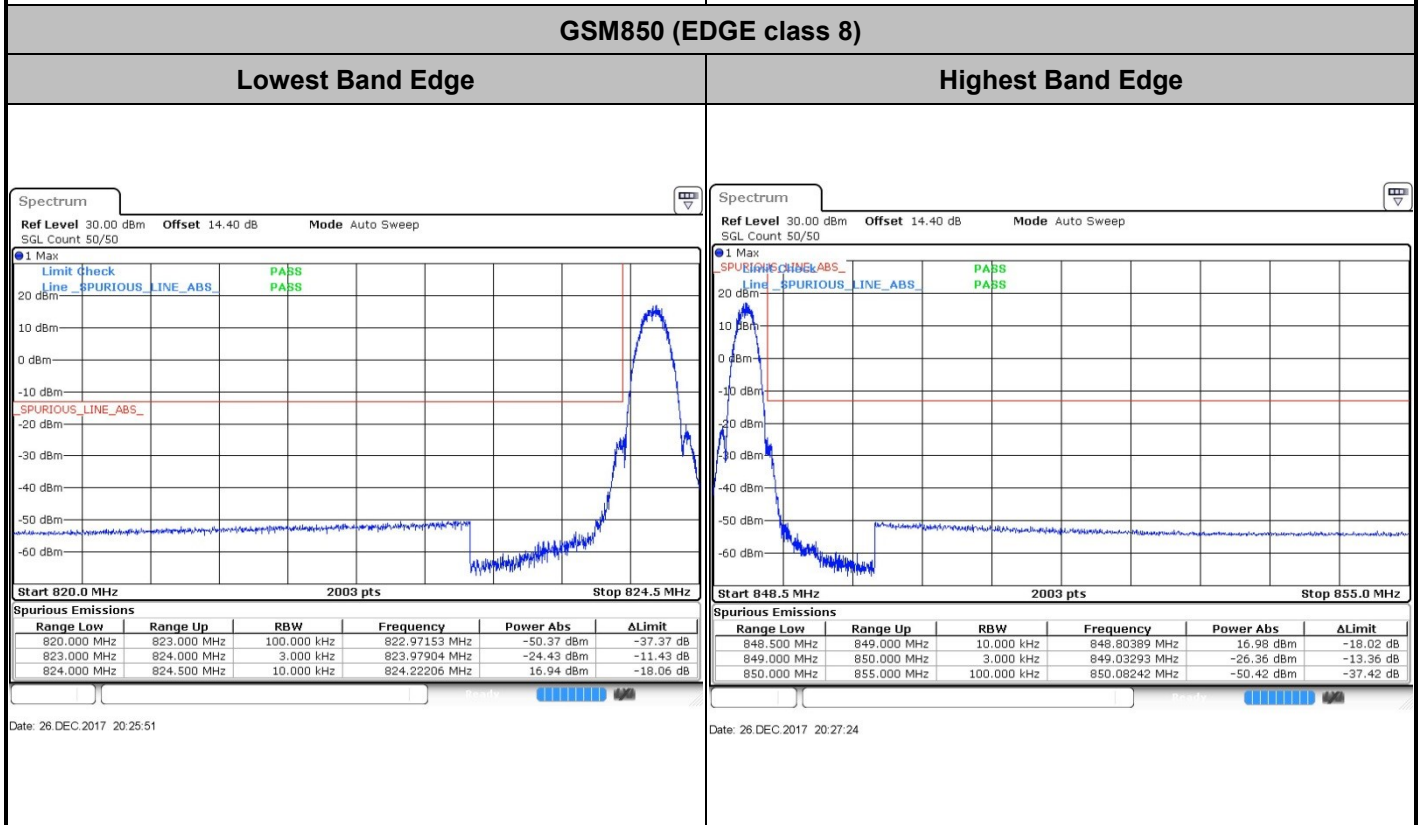
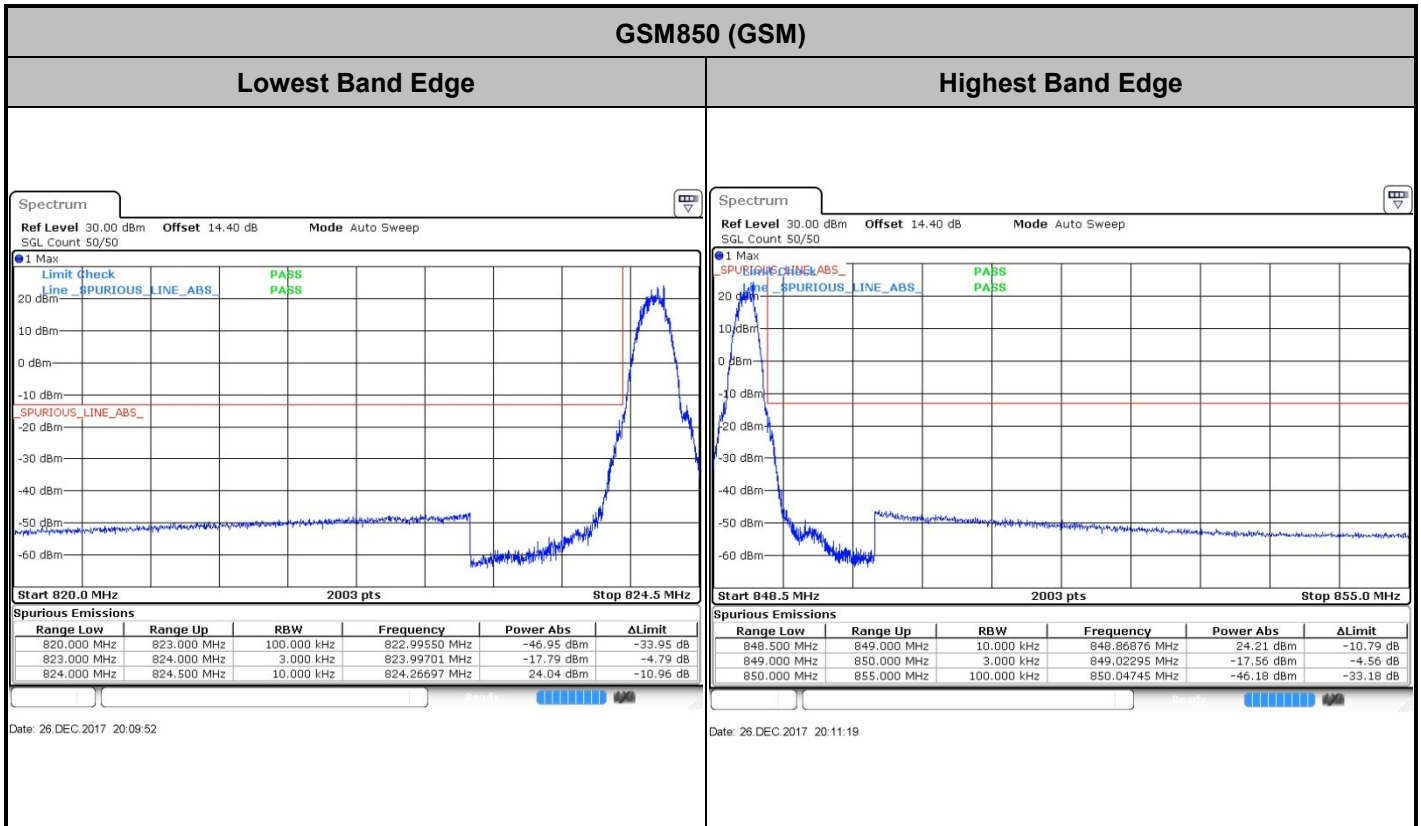
Highest Channel

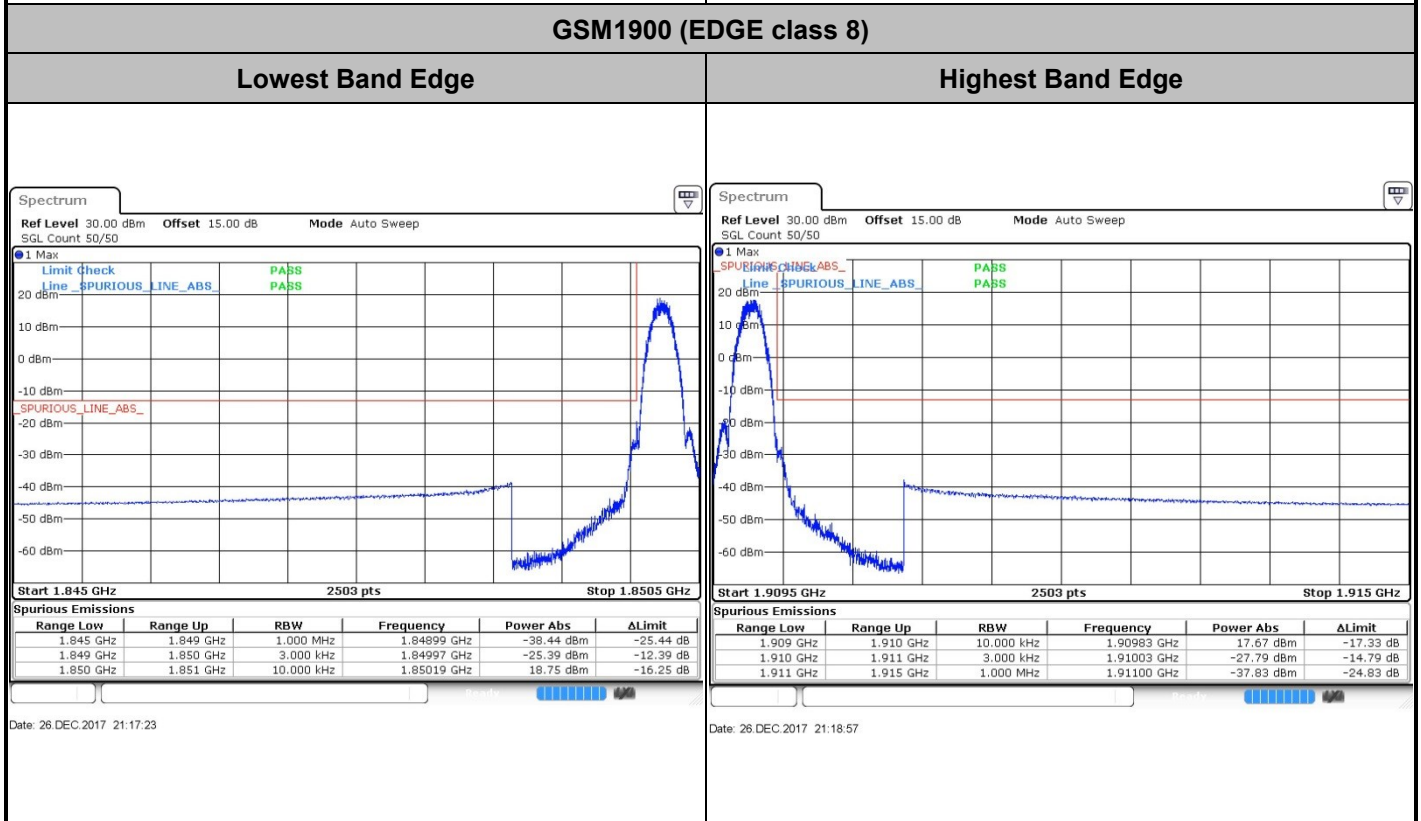
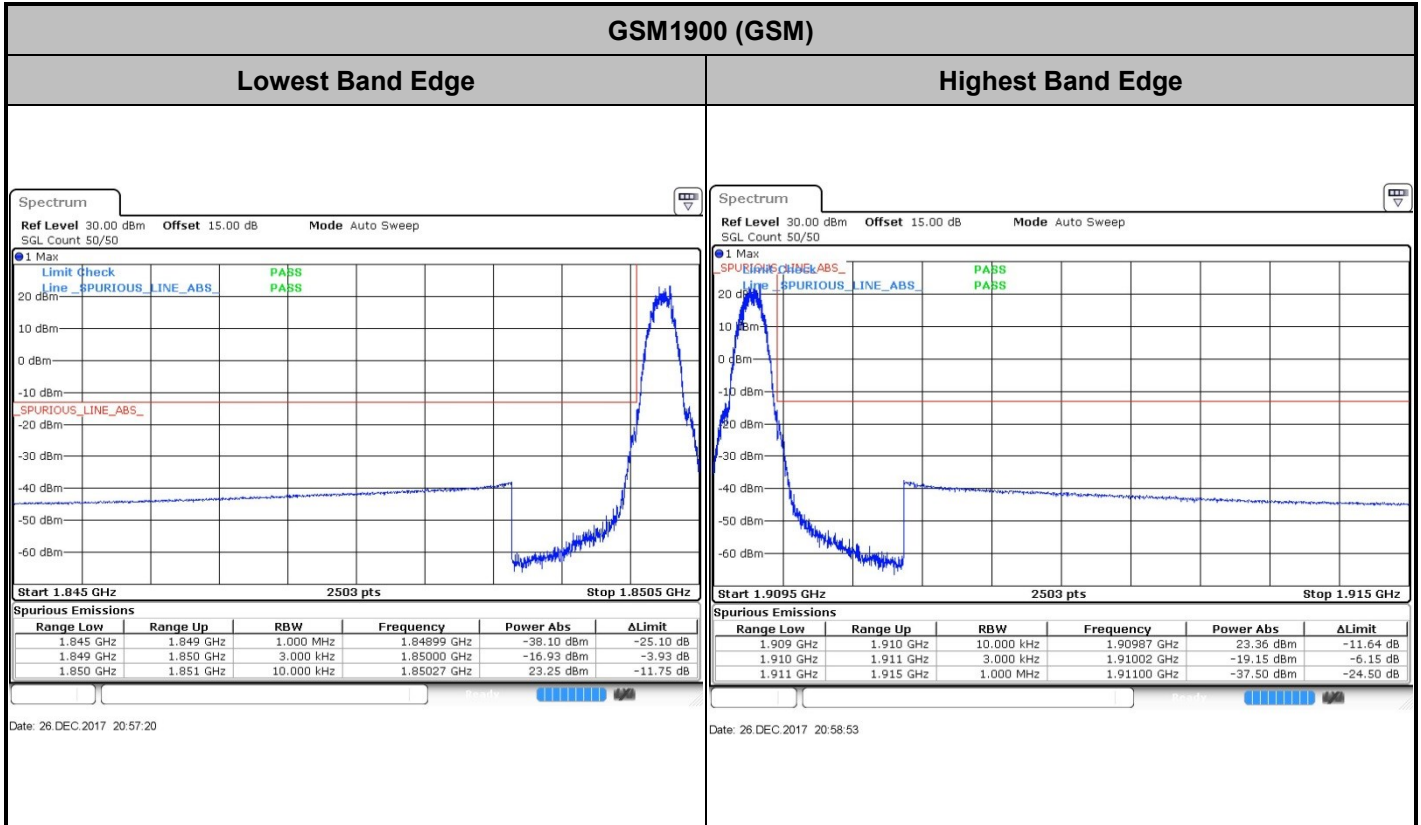


Date: 26 DEC 2017 22:49:06



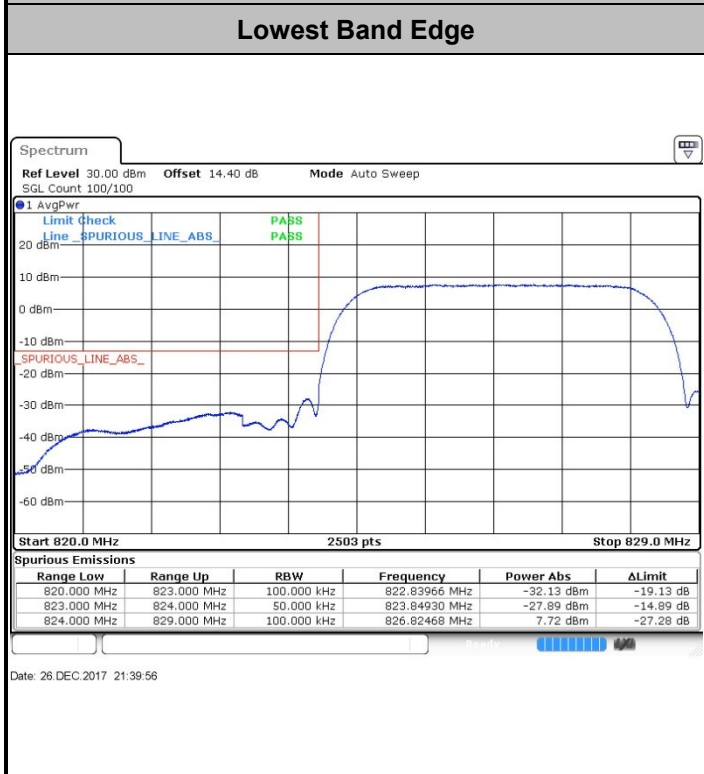
# Conducted Band Edge



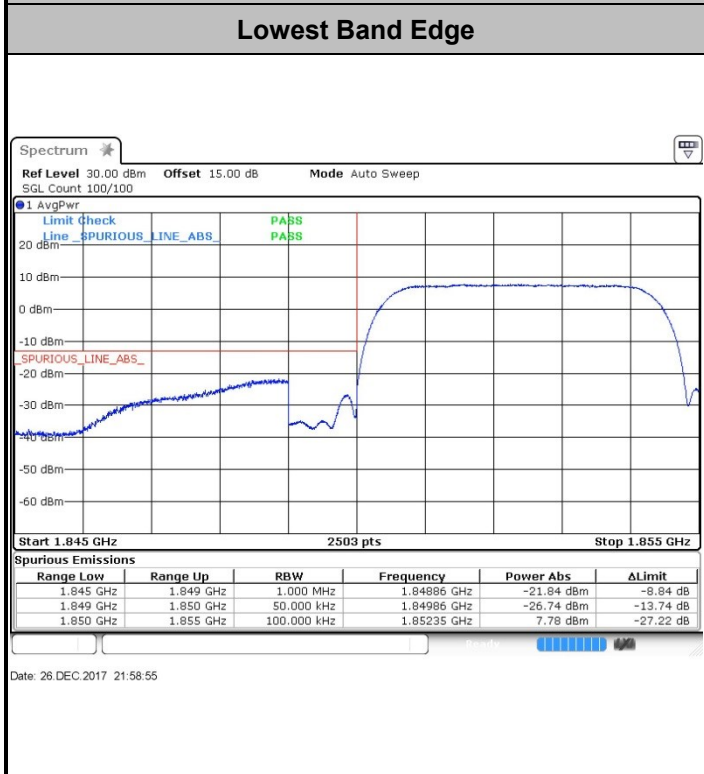


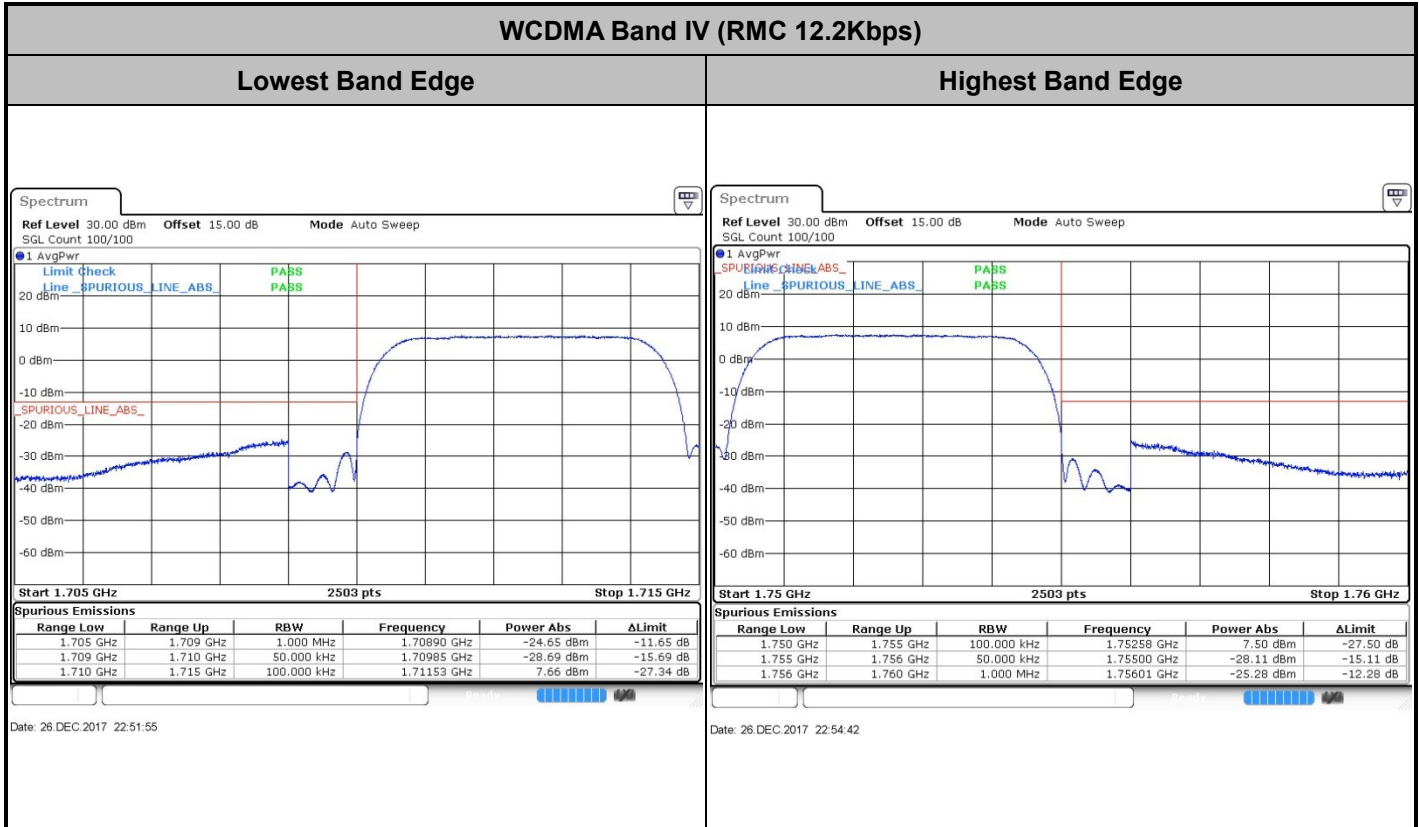


**WCDMA Band V (RMC 12.2Kbps)**



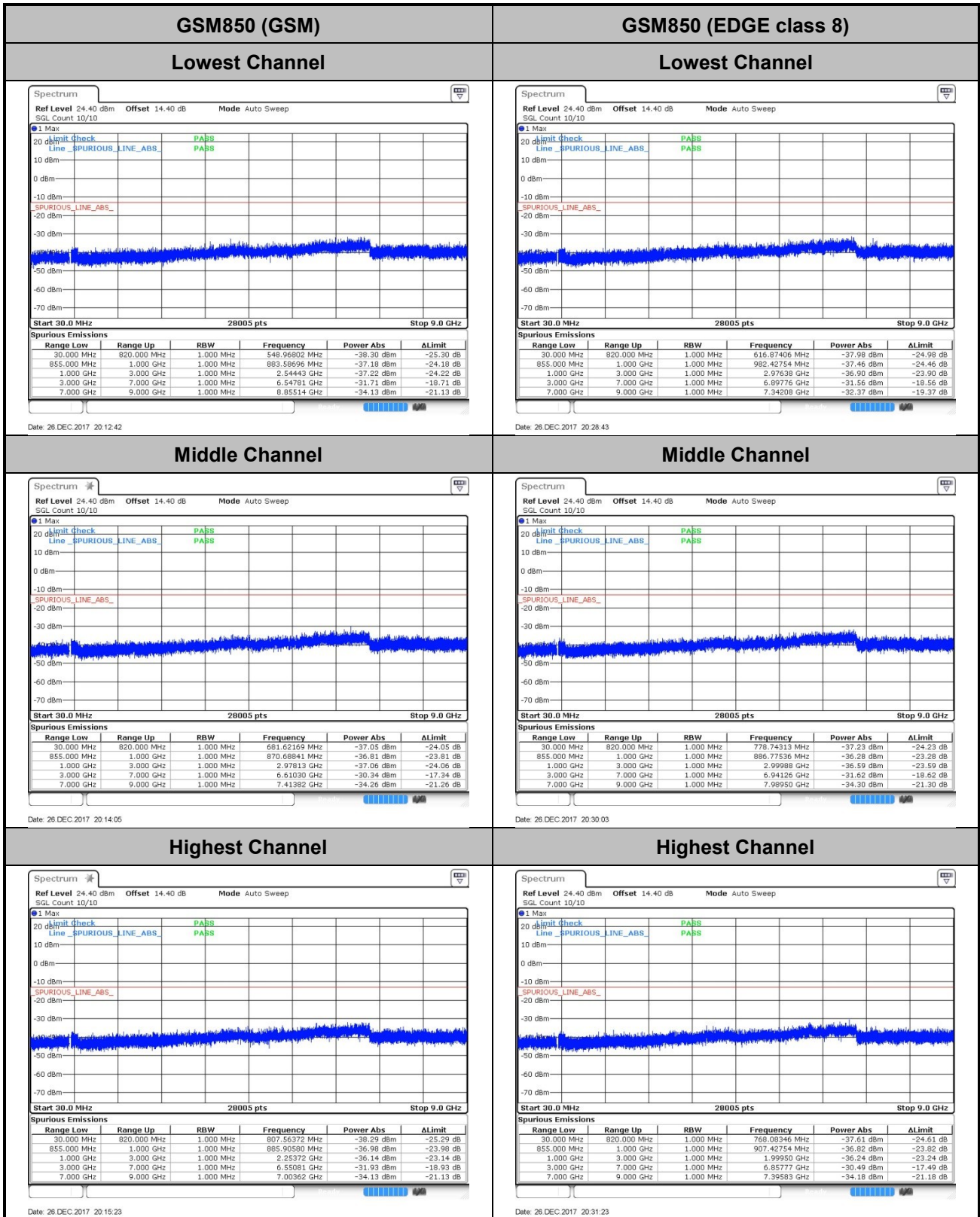
**WCDMA Band II (RMC 12.2Kbps)**

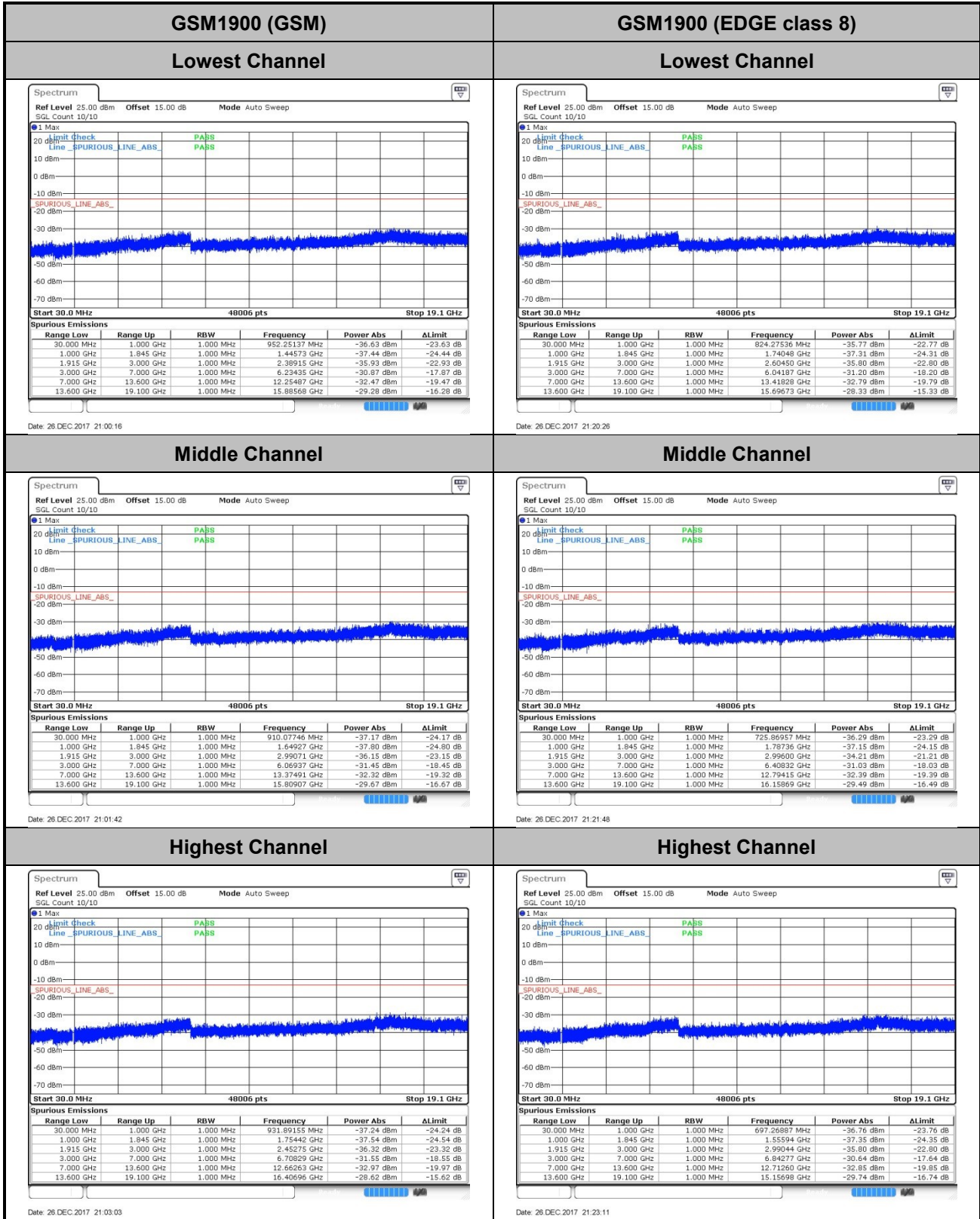






# Conducted Spurious Emission



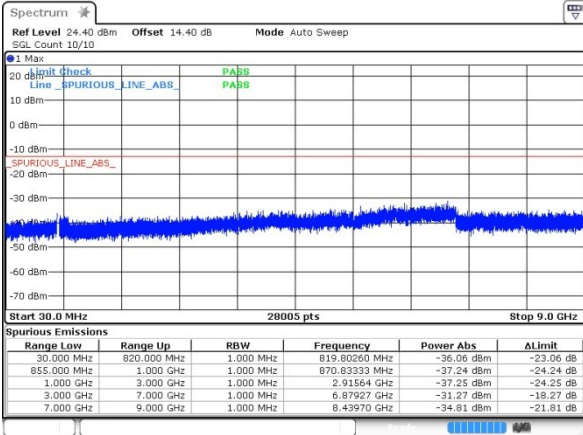






WCDMA Band V (RMC 12.2Kbps)

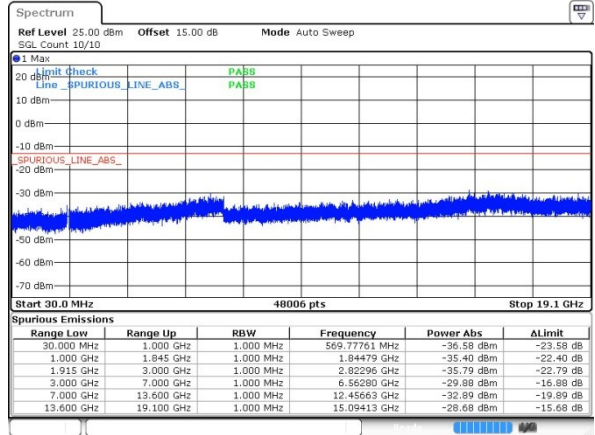
Lowest Channel



Date: 28 DEC 2017 21:44:19

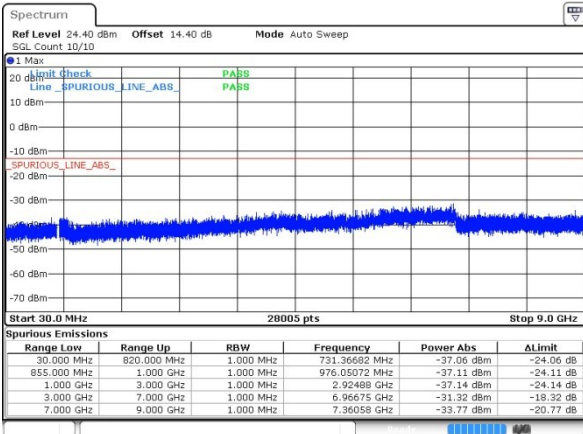
WCDMA Band II (RMC 12.2Kbps)

Lowest Channel



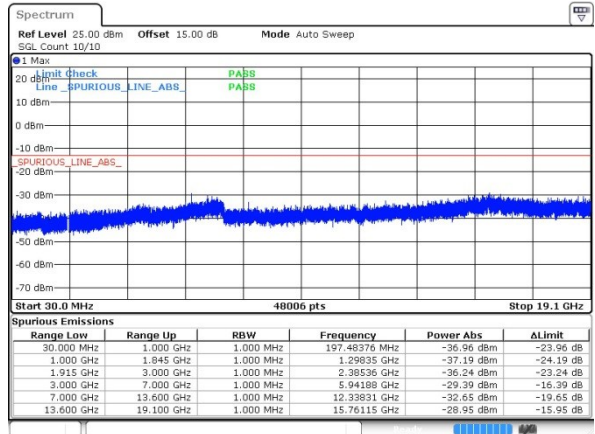
Date: 28 DEC 2017 22:03:17

Middle Channel



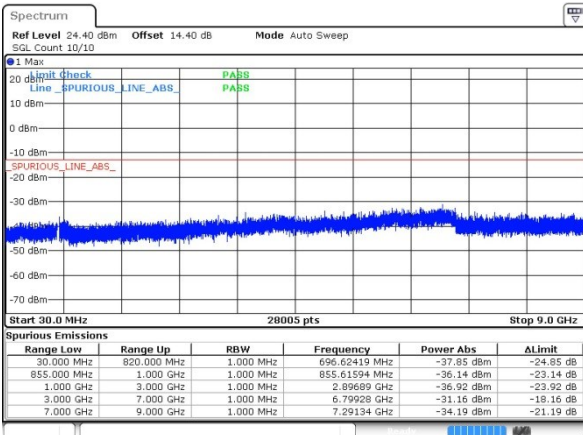
Date: 28 DEC 2017 21:45:44

Middle Channel



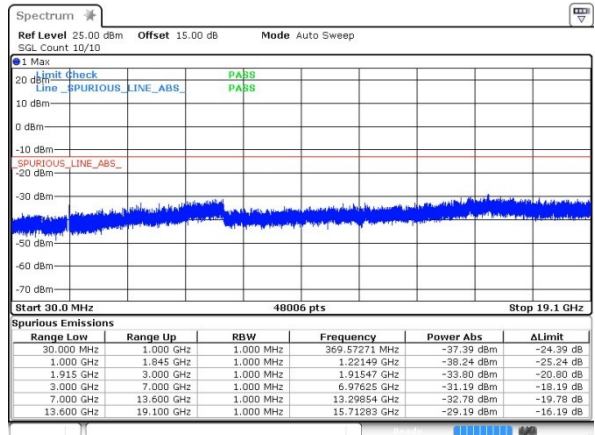
Date: 28 DEC 2017 22:05:06

Highest Channel



Date: 28 DEC 2017 21:47:06

Highest Channel

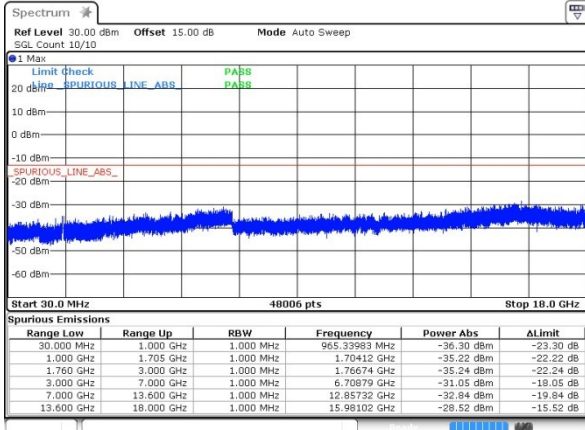


Date: 28 DEC 2017 22:06:56



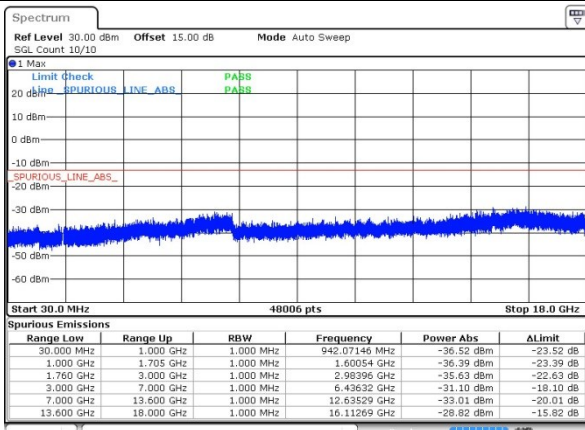
WCDMA Band IV (RMC 12.2Kbps)

Lowest Channel



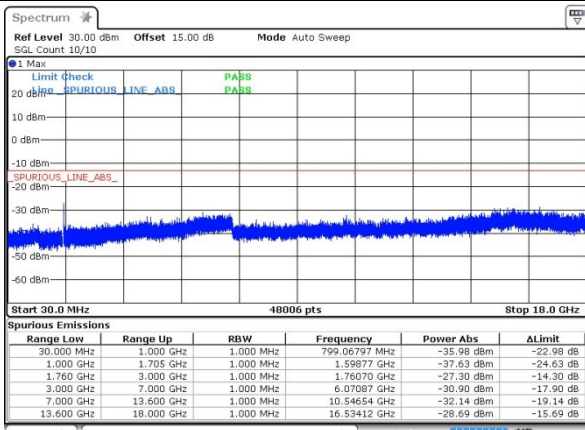
Date: 28 DEC 2017 22:56:05

Middle Channel



Date: 28 DEC 2017 22:57:31

Highest Channel



Date: 28 DEC 2017 22:58:51



**Frequency Stability**

Test Conditions	Middle Channel	GSM850 (GSM)	GSM850 (EDGE class 8)	Limit 2.5ppm
Temperature (°C)	Voltage (Volt)	Deviation (ppm)		Result
50	Normal Voltage	0.0048	0.0203	PASS
40	Normal Voltage	0.0012	0.0072	
30	Normal Voltage	0.0060	0.0275	
20(Ref.)	Normal Voltage	0.0000	0.0000	
10	Normal Voltage	0.0036	0.0096	
0	Normal Voltage	0.0060	0.0132	
-10	Normal Voltage	0.0084	0.0227	
-20	Normal Voltage	0.0012	0.0311	
-30	Normal Voltage	0.0024	0.0239	
20	Maximum Voltage	0.0108	0.0143	
20	Normal Voltage	0.0287	0.0167	
20	Battery End Point	0.0191	0.0120	

Note: Normal Voltage =3.8 V. ; Battery End Point (BEP) =3.6V. ; Maximum Voltage =4.4V

Test Conditions	Middle Channel	GSM1900 (GSM)	GSM1900 (EDGE class 8)	Limit Note 2.
Temperature (°C)	Voltage (Volt)	Deviation (ppm)		Result
50	Normal Voltage	0.0043	0.0170	PASS
40	Normal Voltage	0.0011	0.0176	
30	Normal Voltage	0.0165	0.0032	
20(Ref.)	Normal Voltage	0.0000	0.0000	
10	Normal Voltage	0.0005	0.0144	
0	Normal Voltage	0.0021	0.0011	
-10	Normal Voltage	0.0128	0.0165	
-20	Normal Voltage	0.0005	0.0005	
-30	Normal Voltage	0.0138	0.0186	
20	Maximum Voltage	0.0021	0.0043	
20	Normal Voltage	0.0128	0.0117	
20	Battery End Point	0.0176	0.0016	

**Note:**

1. Normal Voltage =3.8 V. ; Battery End Point (BEP) =3.6V. ; Maximum Voltage =4.4V
2. The frequency fundamental emissions stay within the authorized frequency block based on the frequency deviation measured is small.



Test Conditions	Middle Channel	WCDMA Band V (RMC 12.2Kbps)	Limit
Temperature (°C)	Voltage (Volt)	Deviation (ppm)	2.5ppm Result
50	Normal Voltage	0.0024	PASS
40	Normal Voltage	0.0179	
30	Normal Voltage	0.0191	
20(Ref.)	Normal Voltage	0.0000	
10	Normal Voltage	0.0036	
0	Normal Voltage	0.0215	
-10	Normal Voltage	0.0203	
-20	Normal Voltage	0.0060	
-30	Normal Voltage	0.0167	
20	Maximum Voltage	0.0036	
20	Normal Voltage	0.0048	
20	Battery End Point	0.0012	

Note: Normal Voltage =3.8 V. ; Battery End Point (BEP) =3.6V. ; Maximum Voltage =4.4V

Test Conditions	Middle Channel	WCDMA Band II (RMC 12.2Kbps)	Limit
Temperature (°C)	Voltage (Volt)	Deviation (ppm)	Note 2. Result
50	Normal Voltage	0.0005	PASS
40	Normal Voltage	0.0011	
30	Normal Voltage	0.0032	
20(Ref.)	Normal Voltage	0.0000	
10	Normal Voltage	0.0016	
0	Normal Voltage	0.0064	
-10	Normal Voltage	0.0053	
-20	Normal Voltage	0.0090	
-30	Normal Voltage	0.0059	
20	Maximum Voltage	0.0090	
20	Normal Voltage	0.0021	
20	Battery End Point	0.0032	

Note:

1. Normal Voltage =3.8V. ; Battery End Point (BEP) =3.6V. ; Maximum Voltage =4.4V
2. The frequency fundamental emissions stay within the authorized frequency block based on the frequency deviation measured is small.



Test Conditions	Middle Channel	WCDMA Band IV (RMC 12.2Kbps)	Limit Note 2.
Temperature (°C)	Voltage (Volt)	Deviation (ppm)	Result
50	Normal Voltage	0.0121	PASS
40	Normal Voltage	0.0133	
30	Normal Voltage	0.0012	
20(Ref.)	Normal Voltage	0.0000	
10	Normal Voltage	0.0087	
0	Normal Voltage	0.0081	
-10	Normal Voltage	0.0040	
-20	Normal Voltage	0.0029	
-30	Normal Voltage	0.0006	
20	Maximum Voltage	0.0069	
20	Normal Voltage	0.0035	
20	Battery End Point	0.0023	

**Note:**

1. Normal Voltage =3.8V ; Battery End Point (BEP) =3.6V ; Maximum Voltage =4.4V
2. The frequency fundamental emissions stay within the authorized frequency block based on the frequency deviation measured is small.



## Appendix B. Test Results of Radiated Test

### Radiated Spurious Emission

GSM 850 (GSM)									
Channel	Frequency ( MHz )	ERP ( dBm )	Limit ( dBm )	Over Limit ( dB )	SPA Reading (dBm)	S.G. Power ( dBm )	TX Cable loss ( dB )	TX Antenna Gain (dBi)	Polarization (H/V)
Middle	1672	-39.84	-13	-26.84	-49.11	-45.31	1.24	8.85	H
	2512	-35.74	-13	-22.74	-48.28	-42.66	1.44	10.51	H
	3344	-59.11	-13	-46.11	-73.74	-67.15	1.74	11.93	H
	4182	-59.96	-13	-46.96	-75.33	-67.84	2.07	12.10	H
	1672	-37.45	-13	-24.45	-46.03	-42.92	1.24	8.85	V
	2512	-33.68	-13	-20.68	-45.91	-40.60	1.44	10.51	V
	3344	-60.43	-13	-47.43	-74.87	-68.47	1.74	11.93	V
	4182	-61.88	-13	-48.88	-77.21	-69.76	2.07	12.10	V

Remark: Spurious emissions within 30-1000MHz were found more than 20dB below limit line.

EDGE 850 (GSM)									
Channel	Frequency ( MHz )	ERP ( dBm )	Limit ( dBm )	Over Limit ( dB )	SPA Reading (dBm)	S.G. Power ( dBm )	TX Cable loss ( dB )	TX Antenna Gain (dBi)	Polarization (H/V)
Middle	1672	-52.71	-13	-39.71	-61.98	-58.18	1.24	8.85	H
	2512	-55.49	-13	-42.49	-68.03	-62.41	1.44	10.51	H
	3344	-61.08	-13	-48.08	-75.71	-69.12	1.74	11.93	H
	1672	-48.80	-13	-35.80	-57.38	-54.27	1.24	8.85	V
	2512	-54.85	-13	-41.85	-67.08	-61.77	1.44	10.51	V
	3344	-61.19	-13	-48.19	-75.63	-69.23	1.74	11.93	V

Remark: Spurious emissions within 30-1000MHz were found more than 20dB below limit line.



GSM 1900 (GSM)									
Channel	Frequency ( MHz )	EIRP ( dBm )	Limit ( dBm )	Over Limit ( dB )	SPA Reading (dBm)	S.G. Power ( dBm )	TX Cable loss ( dB )	TX Antenna Gain (dBi)	Polarization (H/V)
Middle	3763	-41.59	-13	-28.59	-57.23	-51.83	2.01	12.24	H
	5639	-50.95	-13	-37.95	-69.08	-61.22	2.12	12.39	H
	7522	-52.95	-13	-39.95	-73.56	-60.91	2.11	10.08	H
	3763	-44.01	-13	-31.01	-59.13	-54.25	2.01	12.24	V
	5639	-43.45	-13	-30.45	-61.55	-53.72	2.12	12.39	V
	7522	-50.38	-13	-37.38	-71.17	-58.34	2.11	10.08	V

Remark: Spurious emissions within 30-1000MHz were found more than 20dB below limit line.

EDGE1900 (GSM)									
Channel	Frequency ( MHz )	EIRP ( dBm )	Limit ( dBm )	Over Limit ( dB )	SPA Reading (dBm)	S.G. Power ( dBm )	TX Cable loss ( dB )	TX Antenna Gain (dBi)	Polarization (H/V)
Middle	3760	-59.01	-13	-46.01	-74.62	-69.25	2.01	12.24	H
	5640	-58.86	-13	-45.86	-76.99	-69.13	2.12	12.40	H
	7522	-54.93	-13	-41.93	-75.54	-62.89	2.11	10.08	H
	3760	-59.92	-13	-46.92	-75.04	-70.16	2.01	12.24	V
	5640	-55.18	-13	-42.18	-73.28	-65.45	2.12	12.40	V
	7522	-55.04	-13	-42.04	-75.83	-63.00	2.11	10.08	V

Remark: Spurious emissions within 30-1000MHz were found more than 20dB below limit line.



WCDMA Band II (RMC 12.2Kbps)									
Channel	Frequency ( MHz )	EIRP ( dBm )	Limit ( dBm )	Over Limit ( dB )	SPA Reading (dBm)	S.G. Power ( dBm )	TX Cable loss ( dB )	TX Antenna Gain (dBi)	Polarization (H/V)
Middle	3760	-51.70	-13	-38.70	-67.34	-61.94	2.01	12.24	H
	5640	-59.12	-13	-46.12	-77.25	-69.39	2.12	12.40	H
	7520	-54.84	-13	-41.84	-75.45	-62.80	2.11	10.07	H
	3760	-53.20	-13	-40.20	-68.32	-63.44	2.01	12.24	V
	5640	-58.98	-13	-45.98	-77.08	-69.25	2.12	12.40	V
	7520	-54.44	-13	-41.44	-75.23	-62.40	2.11	10.07	V

Remark: Spurious emissions within 30-1000MHz were found more than 20dB below limit line.

WCDMA Band IV(RMC 12.2Kbps)									
Channel	Frequency ( MHz )	EIRP ( dBm )	Limit ( dBm )	Over Limit ( dB )	SPA Reading (dBm)	S.G. Power ( dBm )	TX Cable loss ( dB )	TX Antenna Gain (dBi)	Polarization (H/V)
Middle	3462	-58.80	-13	-45.80	-74.41	-69.25	1.84	12.29	H
	5198	-60.13	-13	-47.13	-77.64	-69.99	2.28	12.14	H
	8670	-50.60	-13	-37.60	-74.86	-60.93	2.20	12.53	H
	3462	-57.02	-13	-44.02	-72.37	-67.47	1.84	12.29	V
	5198	-59.85	-13	-46.85	-77.6	-69.71	2.28	12.14	V
	8670	-52.17	-13	-39.17	-75.81	-62.50	2.20	12.53	V

Remark: Spurious emissions within 30-1000MHz were found more than 20dB below limit line.

WCDMA Band V (RMC 12.2Kbps)									
Channel	Frequency ( MHz )	ERP ( dBm )	Limit ( dBm )	Over Limit ( dB )	SPA Reading (dBm)	S.G. Power ( dBm )	TX Cable loss ( dB )	TX Antenna Gain (dBi)	Polarization (H/V)
Middle	1672	-61.17	-13	-48.17	-70.44	-66.64	1.24	8.85	H
	2509	-61.67	-13	-48.67	-74.21	-68.59	1.44	10.51	H
	3345	-60.54	-13	-47.54	-75.17	-68.58	1.74	11.94	H
	1672	-58.45	-13	-45.45	-67.03	-63.92	1.24	8.85	V
	2509	-62.11	-13	-49.11	-74.34	-69.03	1.44	10.51	V
	3345	-60.83	-13	-47.83	-75.27	-68.87	1.74	11.94	V

Remark: Spurious emissions within 30-1000MHz were found more than 20dB below limit line.