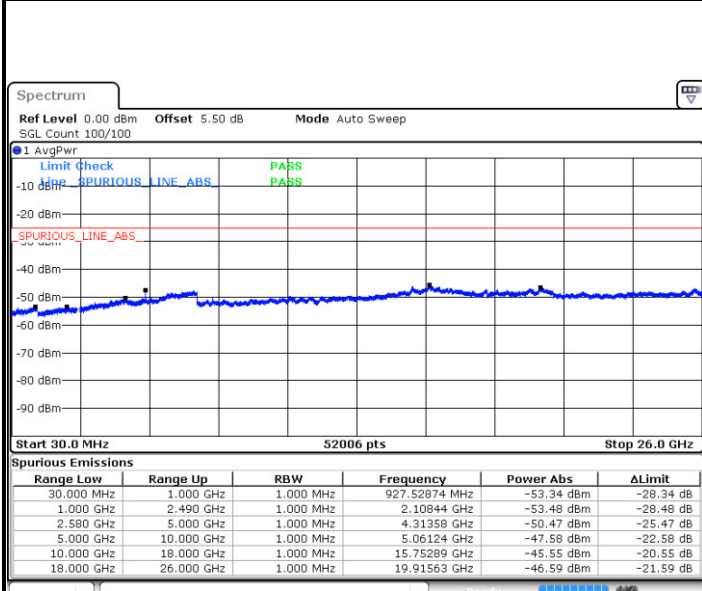




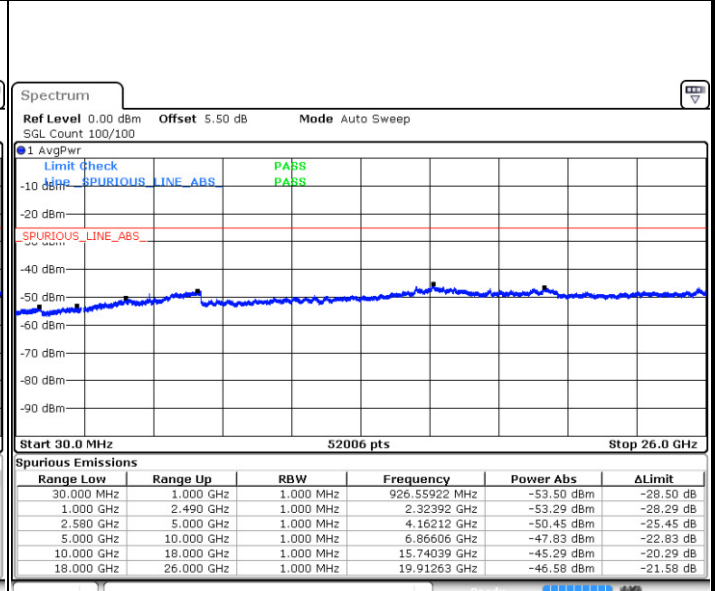
LTE Band 7 / 10MHz

Middle Channel / QPSK



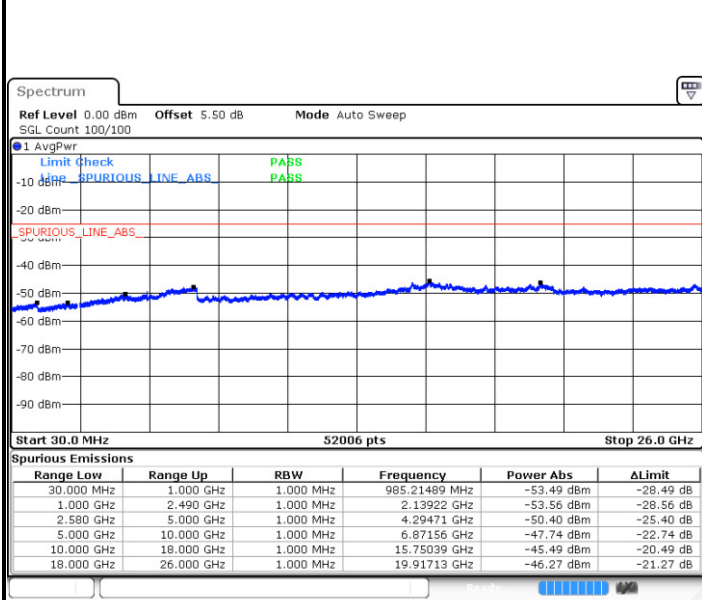
Date: 25 DEC 2017 17:12:36

Middle Channel / 16QAM



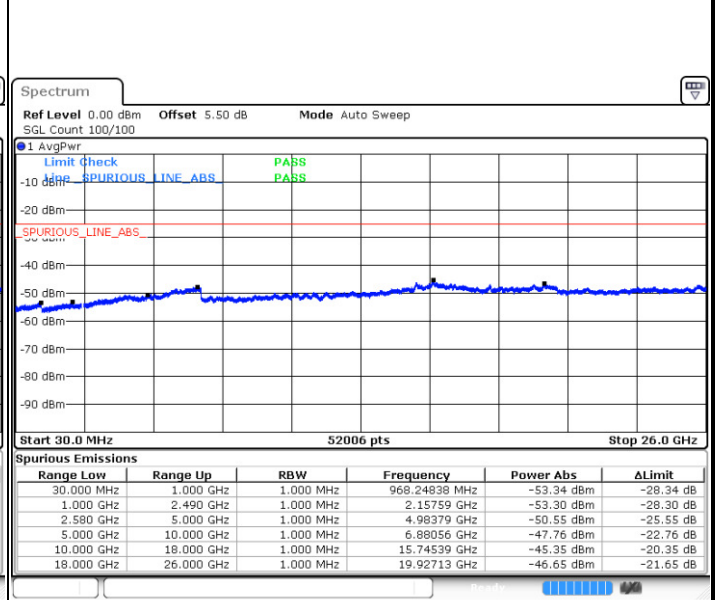
Date: 25 DEC 2017 17:13:30

Highest Channel / QPSK



Date: 25 DEC 2017 17:21:17

Highest Channel / 16QAM



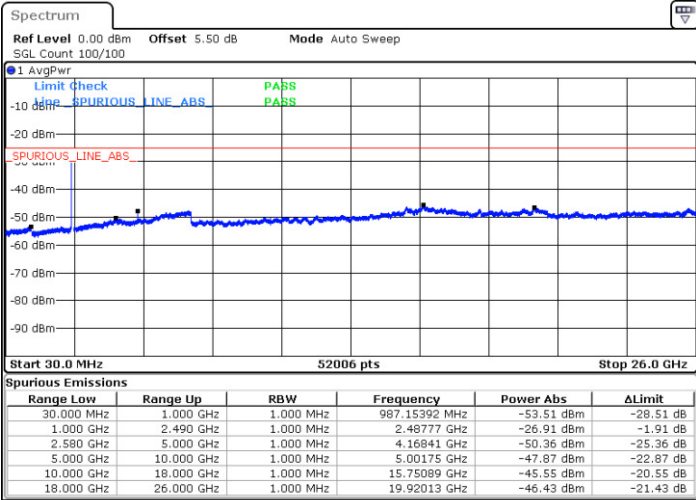
Date: 25 DEC 2017 17:20:23



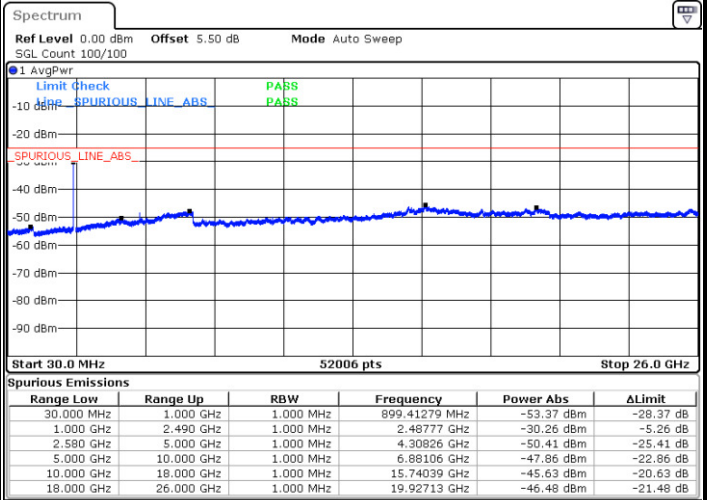
LTE Band 7 / 15MHz

Lowest Channel / QPSK

Lowest Channel / 16QAM



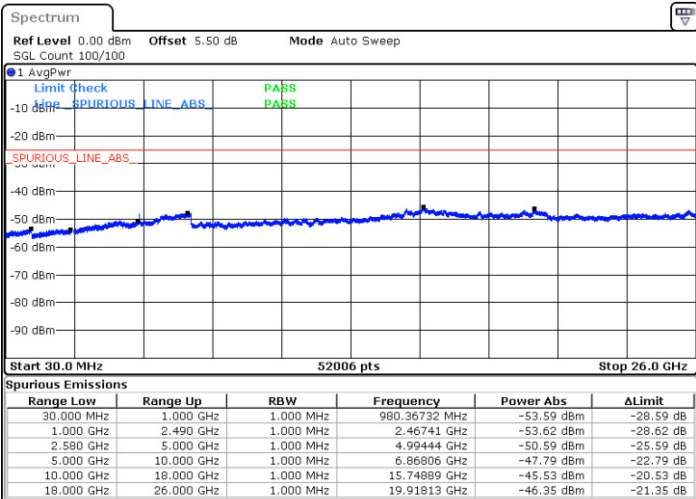
Date: 25 DEC 2017 17:28:23



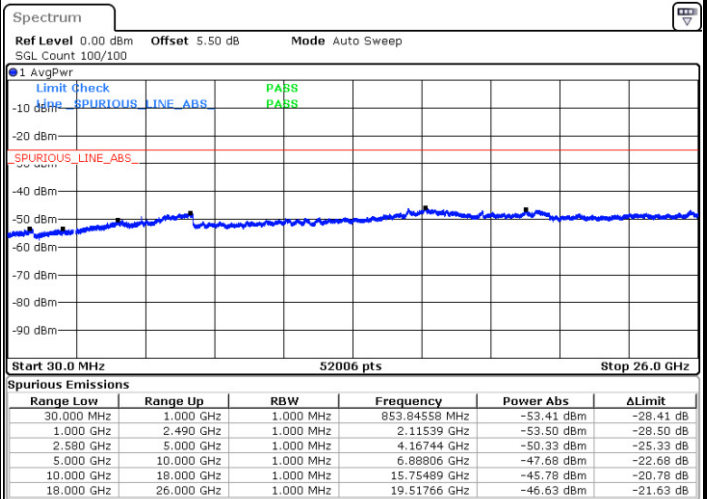
Date: 25 DEC 2017 17:27:28

Middle Channel / QPSK

Middle Channel / 16QAM



Date: 25 DEC 2017 17:29:17

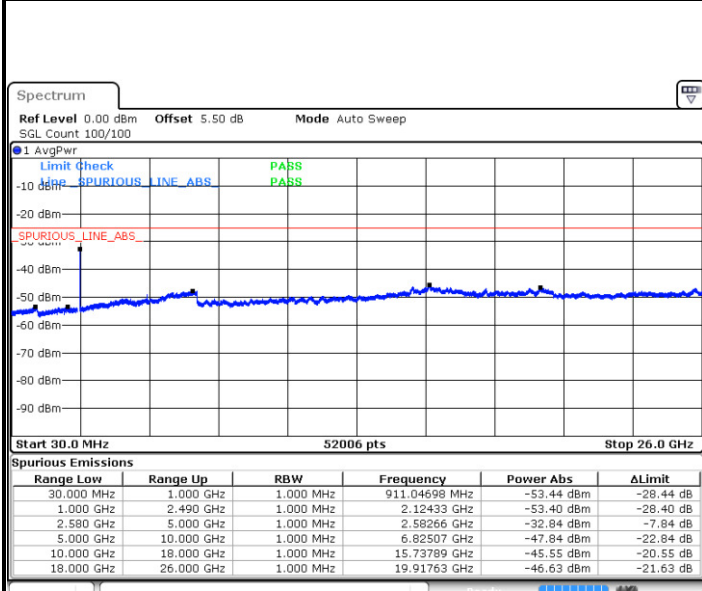


Date: 25 DEC 2017 17:30:11



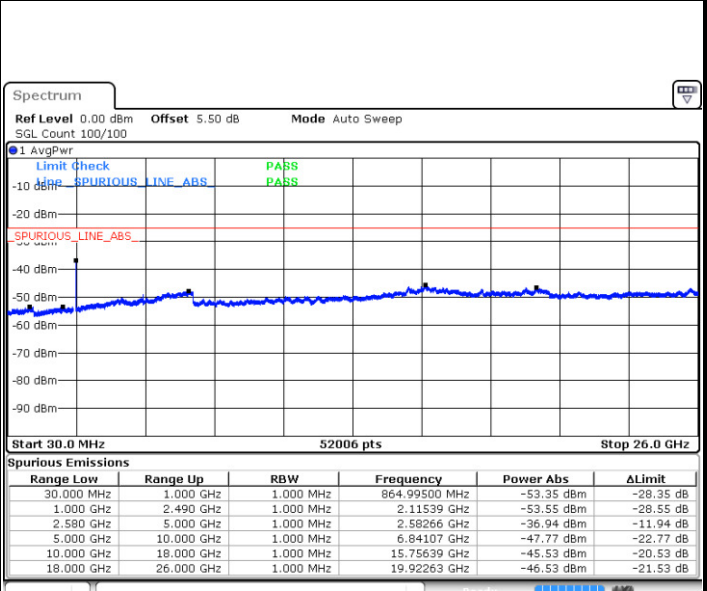
LTE Band 7 / 15MHz

Highest Channel / QPSK



Date: 25.DEC.2017 17:37:59

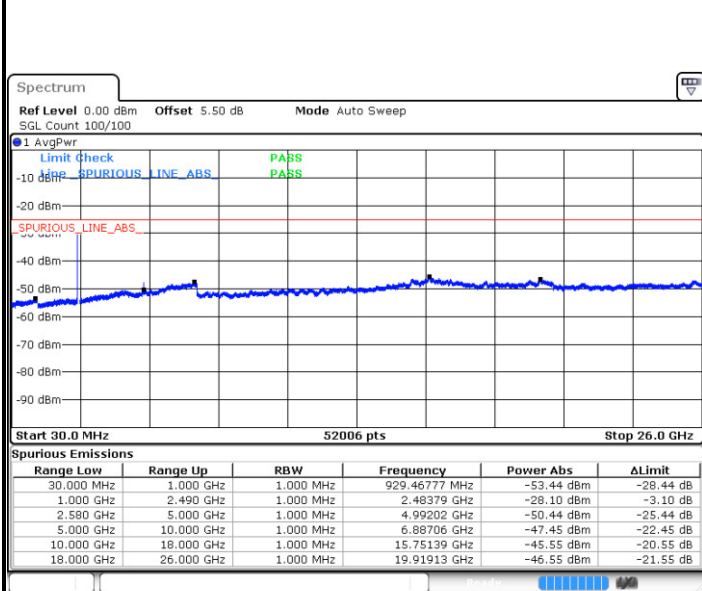
Highest Channel / 16QAM



Date: 25.DEC.2017 17:37:04

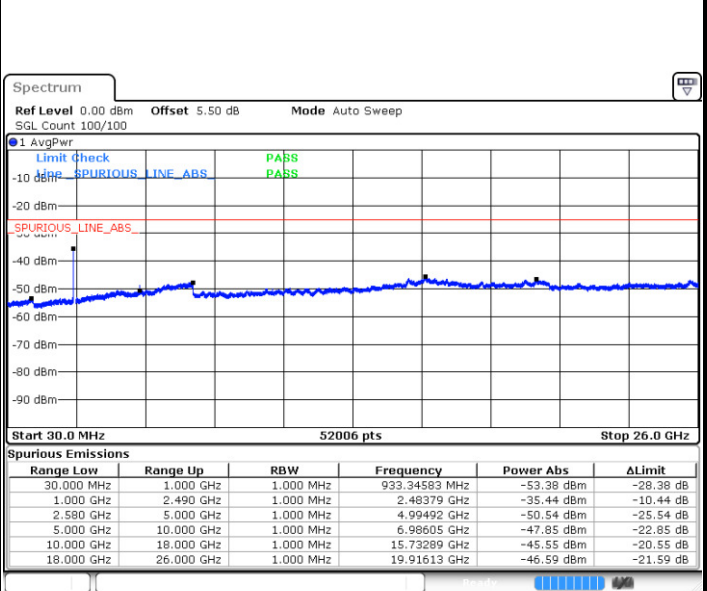
LTE Band 7 / 20MHz

Lowest Channel / QPSK



Date: 25.DEC.2017 17:45:03

Lowest Channel / 16QAM



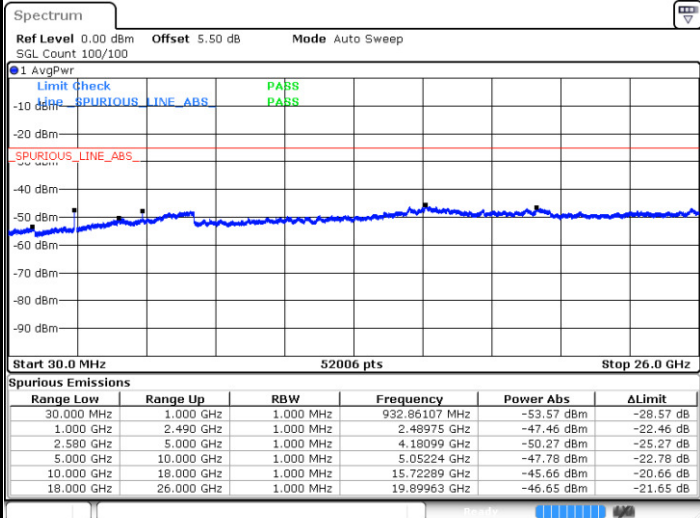
Date: 25.DEC.2017 17:44:09



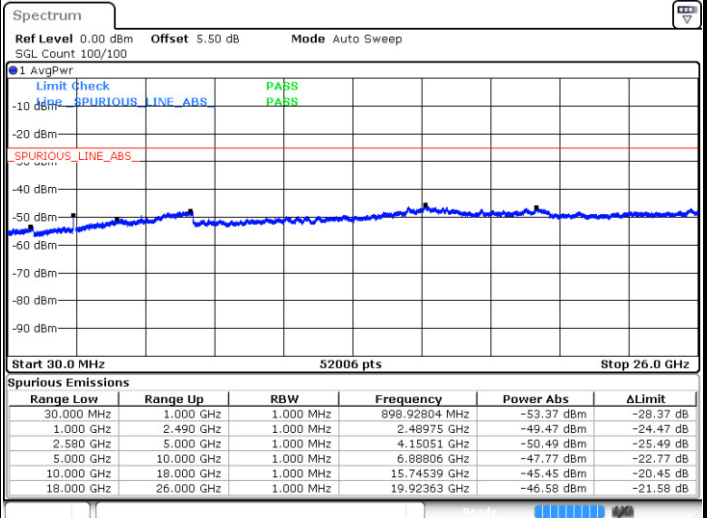
LTE Band 7 / 20MHz

Middle Channel / QPSK

Middle Channel / 16QAM



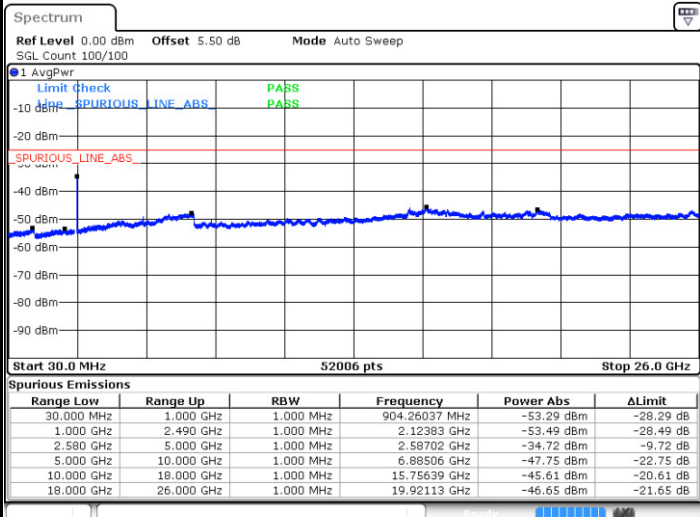
Date: 25 DEC. 2017 17:45:57



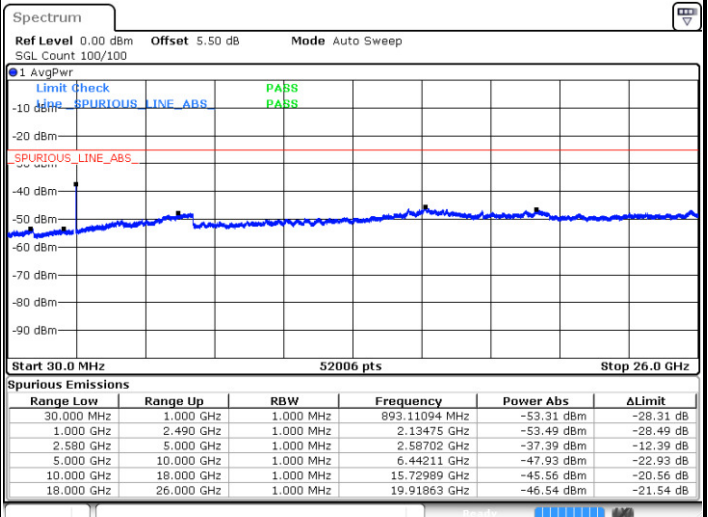
Date: 25 DEC. 2017 17:46:52

Highest Channel / QPSK

Highest Channel / 16QAM



Date: 25 DEC. 2017 17:54:39



Date: 25 DEC. 2017 17:53:45



Frequency Stability

Test Conditions		LTE Band 2 (QPSK) / Middle Channel	Limit
Temperature (°C)	Voltage (Volt)	BW 10MHz	Note 2.
		Deviation (ppm)	Result
50	Normal Voltage	0.0009	PASS
40	Normal Voltage	0.0006	
30	Normal Voltage	0.0024	
20(Ref.)	Normal Voltage	0.0000	
10	Normal Voltage	0.0004	
0	Normal Voltage	0.0021	
-10	Normal Voltage	0.0027	
-20	Normal Voltage	0.0004	
-30	Normal Voltage	0.0030	
20	Maximum Voltage	0.0003	
20	Normal Voltage	0.0003	
20	Battery End Point	0.0026	

Note:

1. Normal Voltage =3.8 V. ; Battery End Point (BEP) =3.6 V. ; Maximum Voltage =4.4 V.
2. Note: The frequency fundamental emissions stay within the authorized frequency block.



Test Conditions		LTE Band 4 (QPSK) / Middle Channel	Limit
Temperature (°C)	Voltage (Volt)	BW 10MHz	Note 2.
		Deviation (ppm)	Result
50	Normal Voltage	0.0008	PASS
40	Normal Voltage	0.0030	
30	Normal Voltage	0.0005	
20(Ref.)	Normal Voltage	0.0000	
10	Normal Voltage	0.0026	
0	Normal Voltage	0.0025	
-10	Normal Voltage	0.0005	
-20	Normal Voltage	0.0027	
-30	Normal Voltage	0.0029	
20	Maximum Voltage	0.0006	
20	Normal Voltage	0.0003	
20	Battery End Point	0.0022	

Note:

1. Normal Voltage =3.8 V. ; Battery End Point (BEP) =3.6 V. ; Maximum Voltage =4.4 V.
2. Note: The frequency fundamental emissions stay within the authorized frequency block.



Test Conditions		LTE Band 5 (QPSK) / Middle Channel	Limit
Temperature (°C)	Voltage (Volt)	BW 10MHz	2.5ppm
		Deviation (ppm)	Result
50	Normal Voltage	0.0014	PASS
40	Normal Voltage	0.0004	
30	Normal Voltage	0.0032	
20(Ref.)	Normal Voltage	0.0000	
10	Normal Voltage	0.0036	
0	Normal Voltage	0.0044	
-10	Normal Voltage	0.0007	
-20	Normal Voltage	0.0048	
-30	Normal Voltage	0.0054	
20	Maximum Voltage	0.0010	
20	Normal Voltage	0.0007	
20	Battery End Point	0.41	

Note: Normal Voltage =3.8 V. ; Battery End Point (BEP) =3.6 V. ; Maximum Voltage =4.4 V.



Test Conditions		LTE Band 7 (QPSK) / Middle Channel	Limit
Temperature (°C)	Voltage (Volt)	BW 10MHz	Note 2.
		Deviation (ppm)	Result
50	Normal Voltage	0.0006	PASS
40	Normal Voltage	0.0001	
30	Normal Voltage	0.0011	
20(Ref.)	Normal Voltage	0.0000	
10	Normal Voltage	0.0013	
0	Normal Voltage	0.0014	
-10	Normal Voltage	0.0004	
-20	Normal Voltage	0.0005	
-30	Normal Voltage	0.0016	
20	Maximum Voltage	0.0003	
20	Normal Voltage	0.0002	
20	Battery End Point	0.0010	

Note:

1. Normal Voltage =3.8 V. ; Battery End Point (BEP) =3.6 V. ; Maximum Voltage =4.4 V.
2. Note: The frequency fundamental emissions stay within the authorized frequency block.



Appendix B. Test Results of Radiated Test

Radiated Spurious Emission

LTE Band 2 / 1.4MHz / QPSK / RB Size 1 Offset 0									
Channel	Frequency (MHz)	EIRP (dBm)	Limit (dBm)	Over Limit (dB)	SPA Reading (dBm)	S.G. Power (dBm)	TX Cable loss (dB)	TX Antenna Gain (dBi)	Polarization (H/V)
Middle	3763	-47.84	-13	-34.84	-63.48	-58.08	2.01	12.24	H
	7522	-54.00	-13	-41.00	-74.61	-61.96	2.11	10.08	H
	9398	-49.96	-13	-36.96	-75.72	-59.72	2.16	11.92	H
	3763	-50.44	-13	-37.44	-65.56	-60.68	2.01	12.24	V
	7522	-52.82	-13	-39.82	-73.61	-60.78	2.11	10.08	V
	9398	-48.14	-13	-35.14	-72.97	-57.90	2.16	11.92	V

Remark: Spurious emissions within 30-1000MHz were found more than 20dB below limit line.

LTE Band 2 / 3MHz / QPSK / RB Size 1 Offset 0									
Channel	Frequency (MHz)	EIRP (dBm)	Limit (dBm)	Over Limit (dB)	SPA Reading (dBm)	S.G. Power (dBm)	TX Cable loss (dB)	TX Antenna Gain (dBi)	Polarization (H/V)
Middle	3756	-47.29	-13	-34.29	-62.91	-57.53	2.00	12.25	H
	7515	-53.95	-13	-40.95	-74.52	-61.89	2.11	10.05	H
	9391	-50.23	-13	-37.23	-75.99	-60.00	2.16	11.93	H
	3756	-52.28	-13	-39.28	-67.4	-62.52	2.00	12.25	V
	7515	-53.86	-13	-40.86	-74.7	-61.80	2.11	10.05	V
	9391	-49.56	-13	-36.56	-74.39	-59.33	2.16	11.93	V

Remark: Spurious emissions within 30-1000MHz were found more than 20dB below limit line.



LTE Band 2 / 5MHz / QPSK / RB Size 1 Offset 0									
Channel	Frequency (MHz)	EIRP (dBm)	Limit (dBm)	Over Limit (dB)	SPA Reading (dBm)	S.G. Power (dBm)	TX Cable loss (dB)	TX Antenna Gain (dBi)	Polarization (H/V)
Middle	3756	-47.67	-13	-34.67	-63.29	-57.91	2.00	12.25	H
	7515	-53.56	-13	-40.56	-74.13	-61.50	2.11	10.05	H
	9391	-50.42	-13	-37.42	-76.18	-60.19	2.16	11.93	H
	3756	-53.30	-13	-40.30	-68.42	-63.54	2.00	12.25	V
	7515	-54.02	-13	-41.02	-74.86	-61.96	2.11	10.05	V
	9391	-48.98	-13	-35.98	-73.81	-58.75	2.16	11.93	V

Remark: Spurious emissions within 30-1000MHz were found more than 20dB below limit line.

LTE Band 2 / 10MHz / QPSK / RB Size 1 Offset 0									
Channel	Frequency (MHz)	EIRP (dBm)	Limit (dBm)	Over Limit (dB)	SPA Reading (dBm)	S.G. Power (dBm)	TX Cable loss (dB)	TX Antenna Gain (dBi)	Polarization (H/V)
Middle	3749	-46.85	-13	-33.85	-62.47	-57.10	2.00	12.25	H
	5625	-59.55	-13	-46.55	-77.61	-69.80	2.13	12.38	H
	7501	-54.09	-13	-41.09	-74.6	-61.98	2.11	10.00	H
	9377	-49.84	-13	-36.84	-75.59	-59.62	2.17	11.95	H
	3749	-49.67	-13	-36.67	-64.79	-59.92	2.00	12.25	V
	5625	-58.72	-13	-45.72	-76.76	-68.97	2.13	12.38	V
	7501	-53.29	-13	-40.29	-74.16	-61.18	2.11	10.00	V
	9377	-47.92	-13	-34.92	-72.74	-57.70	2.17	11.95	V

Remark: Spurious emissions within 30-1000MHz were found more than 20dB below limit line.

LTE Band 2 / 15MHz / QPSK / RB Size 1 Offset 0									
Channel	Frequency (MHz)	EIRP (dBm)	Limit (dBm)	Over Limit (dB)	SPA Reading (dBm)	S.G. Power (dBm)	TX Cable loss (dB)	TX Antenna Gain (dBi)	Polarization (H/V)
Middle	3749	-46.20	-13	-33.20	-61.82	-56.45	2.00	12.25	H
	7494	-54.04	-13	-41.04	-74.5	-61.93	2.12	10.01	H
	9370	-50.00	-13	-37.00	-75.74	-59.78	2.17	11.96	H
	3749	-48.71	-13	-35.71	-63.83	-58.96	2.00	12.25	V
	7494	-52.53	-13	-39.53	-73.4	-60.42	2.12	10.01	V
	9370	-48.22	-13	-35.22	-73.01	-58.00	2.17	11.96	V

Remark: Spurious emissions within 30-1000MHz were found more than 20dB below limit line.



LTE Band 2 / 20MHz / QPSK / RB Size 1 Offset 0									
Channel	Frequency (MHz)	EIRP (dBm)	Limit (dBm)	Over Limit (dB)	SPA Reading (dBm)	S.G. Power (dBm)	TX Cable loss (dB)	TX Antenna Gain (dBi)	Polarization (H/V)
Middle	3742	-44.56	-13	-31.56	-60.17	-54.82	2.00	12.25	H
	7487	-52.41	-13	-39.41	-72.92	-60.31	2.12	10.02	H
	9356	-50.19	-13	-37.19	-75.94	-59.99	2.18	11.97	H
	3742	-48.07	-13	-35.07	-63.19	-58.33	2.00	12.25	V
	7487	-51.95	-13	-38.95	-72.82	-59.85	2.12	10.02	V
	9356	-48.51	-13	-35.51	-73.31	-58.31	2.18	11.97	V

Remark: Spurious emissions within 30-1000MHz were found more than 20dB below limit line.

LTE Band 4 / 1.4MHz / QPSK / RB Size 1 Offset 0									
Channel	Frequency (MHz)	EIRP (dBm)	Limit (dBm)	Over Limit (dB)	SPA Reading (dBm)	S.G. Power (dBm)	TX Cable loss (dB)	TX Antenna Gain (dBi)	Polarization (H/V)
Middle	3462	-57.51	-13	-44.51	-73.12	-67.96	1.84	12.29	H
	5198	-60.11	-13	-47.11	-77.62	-69.97	2.28	12.14	H
	8663	-45.95	-13	-32.95	-70.21	-56.29	2.20	12.53	H
	3462	-52.42	-13	-39.42	-67.77	-62.87	1.84	12.29	V
	5198	-58.98	-13	-45.98	-76.73	-68.84	2.28	12.14	V
	8663	-47.81	-13	-34.81	-71.45	-58.15	2.20	12.53	V

Remark: Spurious emissions within 30-1000MHz were found more than 20dB below limit line.

LTE Band 4 / 3MHz / QPSK / RB Size 1 Offset 0									
Channel	Frequency (MHz)	EIRP (dBm)	Limit (dBm)	Over Limit (dB)	SPA Reading (dBm)	S.G. Power (dBm)	TX Cable loss (dB)	TX Antenna Gain (dBi)	Polarization (H/V)
Middle	3462	-57.33	-13	-44.33	-72.94	-67.78	1.84	12.29	H
	5191	-60.43	-13	-47.43	-77.94	-70.29	2.28	12.14	H
	8656	-46.01	-13	-33.01	-70.2	-56.35	2.20	12.54	H
	3462	-53.09	-13	-40.09	-68.44	-63.54	1.84	12.29	V
	5191	-58.51	-13	-45.51	-76.26	-68.37	2.28	12.14	V
	8656	-48.12	-13	-35.12	-71.72	-58.46	2.20	12.54	V

Remark: Spurious emissions within 30-1000MHz were found more than 20dB below limit line.



LTE Band 4 / 5MHz / QPSK									
Channel	Frequency (MHz)	EIRP (dBm)	Limit (dBm)	Over Limit (dB)	SPA Reading (dBm)	S.G. Power (dBm)	TX Cable loss (dB)	TX Antenna Gain (dBi)	Polarization (H/V)
Middle	3462	-57.40	-13	-44.40	-73.01	-67.85	1.84	12.29	H
	5191	-60.38	-13	-47.38	-77.89	-70.24	2.28	12.14	H
	8649	-46.44	-13	-33.44	-70.63	-56.79	2.19	12.54	H
	3462	-53.87	-13	-40.87	-69.22	-64.32	1.84	12.29	V
	5191	-58.57	-13	-45.57	-76.32	-68.43	2.28	12.14	V
	8649	-47.94	-13	-34.94	-71.54	-58.29	2.19	12.54	V

Remark: Spurious emissions within 30-1000MHz were found more than 20dB below limit line.

LTE Band 4 / 10MHz / QPSK / RB Size 1 Offset 0									
Channel	Frequency (MHz)	EIRP (dBm)	Limit (dBm)	Over Limit (dB)	SPA Reading (dBm)	S.G. Power (dBm)	TX Cable loss (dB)	TX Antenna Gain (dBi)	Polarization (H/V)
Middle	3455	-56.59	-13	-43.59	-72.06	-67.02	1.83	12.27	H
	5184	-60.05	-13	-47.05	-77.61	-69.90	2.28	12.14	H
	8642	-46.08	-13	-33.08	-70.28	-56.43	2.19	12.54	H
	3455	-52.85	-13	-39.85	-68.09	-63.28	1.83	12.27	V
	5184	-58.61	-13	-45.61	-76.41	-68.46	2.28	12.14	V
	8642	-47.35	-13	-34.35	-70.96	-57.70	2.19	12.54	V

Remark: Spurious emissions within 30-1000MHz were found more than 20dB below limit line.

LTE Band 4 / 15MHz / QPSK / RB Size 1 Offset 0									
Channel	Frequency (MHz)	EIRP (dBm)	Limit (dBm)	Over Limit (dB)	SPA Reading (dBm)	S.G. Power (dBm)	TX Cable loss (dB)	TX Antenna Gain (dBi)	Polarization (H/V)
Middle	3455	-55.56	-13	-42.56	-71.03	-65.99	1.83	12.27	H
	5177	-60.04	-13	-47.04	-77.6	-69.89	2.29	12.14	H
	8628	-46.35	-13	-33.35	-70.5	-56.71	2.19	12.55	H
	3455	-51.66	-13	-38.66	-66.9	-62.09	1.83	12.27	V
	5177	-58.62	-13	-45.62	-76.42	-68.47	2.29	12.14	V
	8628	-47.04	-13	-34.04	-70.62	-57.40	2.19	12.55	V

Remark: Spurious emissions within 30-1000MHz were found more than 20dB below limit line.



LTE Band 4 / 20MHz / QPSK / RB Size 1 Offset 0									
Channel	Frequency (MHz)	EIRP (dBm)	Limit (dBm)	Over Limit (dB)	SPA Reading (dBm)	S.G. Power (dBm)	TX Cable loss (dB)	TX Antenna Gain (dBi)	Polarization (H/V)
Middle	3448	-55.09	-13	-42.09	-70.56	-65.51	1.83	12.24	H
	5170	-59.62	-13	-46.62	-77.23	-69.46	2.29	12.13	H
	8621	-45.94	-13	-32.94	-70.04	-56.31	2.18	12.55	H
	3448	-50.34	-13	-37.34	-65.58	-60.76	1.83	12.24	V
	5170	-58.27	-13	-45.27	-76.11	-68.11	2.29	12.13	V
	8621	-46.63	-13	-33.63	-70.18	-57.00	2.18	12.55	V

Remark: Spurious emissions within 30-1000MHz were found more than 20dB below limit line.

LTE Band 5 / 1.4MHz / QPSK / RB Size 1 Offset 0									
Channel	Frequency (MHz)	ERP (dBm)	Limit (dBm)	Over Limit (dB)	SPA Reading (dBm)	S.G. Power (dBm)	TX Cable loss (dB)	TX Antenna Gain (dBi)	Polarization (H/V)
Middle	1672	-55.12	-13	-42.12	-64.39	-60.59	1.24	8.85	H
	2512	-60.59	-13	-47.59	-73.13	-67.51	1.44	10.51	H
	3344	-61.15	-13	-48.15	-75.78	-69.19	1.74	11.93	H
	1672	-50.70	-13	-37.70	-59.28	-56.17	1.24	8.85	V
	2512	-60.44	-13	-47.44	-72.67	-67.36	1.44	10.51	V
	3344	-59.13	-13	-46.13	-73.57	-67.17	1.74	11.93	V

Remark: Spurious emissions within 30-1000MHz were found more than 20dB below limit line.

LTE Band 5 / 3MHz / QPSK / RB Size 1 Offset 0									
Channel	Frequency (MHz)	ERP (dBm)	Limit (dBm)	Over Limit (dB)	SPA Reading (dBm)	S.G. Power (dBm)	TX Cable loss (dB)	TX Antenna Gain (dBi)	Polarization (H/V)
Middle	1672	-58.80	-13	-45.80	-68.07	-64.27	1.24	8.85	H
	2504	-61.20	-13	-48.20	-73.72	-68.11	1.44	10.50	H
	3344	-60.82	-13	-47.82	-75.45	-68.86	1.74	11.93	H
	1672	-56.12	-13	-43.12	-64.7	-61.59	1.24	8.85	V
	2504	-59.10	-13	-46.10	-71.26	-66.01	1.44	10.50	V
	3344	-58.68	-13	-45.68	-73.12	-66.72	1.74	11.93	V

Remark: Spurious emissions within 30-1000MHz were found more than 20dB below limit line.

LTE Band 5 / 5MHz / QPSK / RB Size 1 Offset 0									
Channel	Frequency (MHz)	ERP (dBm)	Limit (dBm)	Over Limit (dB)	SPA Reading (dBm)	S.G. Power (dBm)	TX Cable loss (dB)	TX Antenna Gain (dBi)	Polarization (H/V)
Middle	1672	-57.91	-13	-44.91	-67.18	-63.38	1.24	8.85	H
	2504	-59.57	-13	-46.57	-72.09	-66.48	1.44	10.50	H
	3336	-61.25	-13	-48.25	-75.94	-69.27	1.74	11.91	H
	1672	-56.49	-13	-43.49	-65.07	-61.96	1.24	8.85	V
	2504	-57.23	-13	-44.23	-69.39	-64.14	1.44	10.50	V
	3336	-59.15	-13	-46.15	-73.65	-67.17	1.74	11.91	V

Remark: Spurious emissions within 30-1000MHz were found more than 20dB below limit line.



LTE Band 5 / 10MHz / QPSK / RB Size 1 Offset 0									
Channel	Frequency (MHz)	ERP (dBm)	Limit (dBm)	Over Limit (dB)	SPA Reading (dBm)	S.G. Power (dBm)	TX Cable loss (dB)	TX Antenna Gain (dBi)	Polarization (H/V)
Middle	1664	-58.93	-13	-45.93	-68.3	-64.37	1.23	8.82	H
	2496	-54.20	-13	-41.20	-66.72	-61.11	1.44	10.50	H
	3328	-60.68	-13	-47.68	-75.37	-68.69	1.73	11.88	H
	1664	-56.72	-13	-43.72	-65.26	-62.16	1.23	8.82	V
	2496	-51.81	-13	-38.81	-63.97	-58.72	1.44	10.50	V
	3328	-58.26	-13	-45.26	-72.76	-66.27	1.73	11.88	V

Remark: Spurious emissions within 30-1000MHz were found more than 20dB below limit line.

LTE Band 7 / 5MHz / QPSK / RB Size 1 Offset 0									
Channel	Frequency (MHz)	EIRP (dBm)	Limit (dBm)	Over Limit (dB)	SPA Reading (dBm)	S.G. Power (dBm)	TX Cable loss (dB)	TX Antenna Gain (dBi)	Polarization (H/V)
Middle	5064	-56.09	-25	-31.09	-74.04	-65.87	2.33	12.11	H
	7596	-51.69	-25	-26.69	-72.52	-59.92	2.11	10.35	H
	10134	-48.20	-25	-23.20	-74.5	-58.04	2.01	11.85	H
	5064	-59.44	-25	-34.44	-77.58	-69.22	2.33	12.11	V
	7596	-53.49	-25	-28.49	-74.14	-61.72	2.11	10.35	V
	10134	-49.54	-25	-24.54	-75.38	-59.38	2.01	11.85	V

Remark: Spurious emissions within 30-1000MHz were found more than 20dB below limit line.

LTE Band 7 / 10MHz / QPSK / RB Size 1 Offset 0									
Channel	Frequency (MHz)	EIRP (dBm)	Limit (dBm)	Over Limit (dB)	SPA Reading (dBm)	S.G. Power (dBm)	TX Cable loss (dB)	TX Antenna Gain (dBi)	Polarization (H/V)
Middle	5064	-56.89	-25	-31.89	-74.84	-66.67	2.33	12.11	H
	7590	-50.91	-25	-25.91	-71.75	-59.12	2.11	10.32	H
	10125	-48.38	-25	-23.38	-74.69	-58.23	2.00	11.85	H
	5064	-59.27	-25	-34.27	-77.41	-69.05	2.33	12.11	V
	7590	-53.21	-25	-28.21	-73.87	-61.42	2.11	10.32	V
	10125	-48.55	-25	-23.55	-74.4	-58.40	2.00	11.85	V

Remark: Spurious emissions within 30-1000MHz were found more than 20dB below limit line.

LTE Band 7 / 15MHz / QPSK / RB Size 1 Offset 0									
Channel	Frequency (MHz)	EIRP (dBm)	Limit (dBm)	Over Limit (dB)	SPA Reading (dBm)	S.G. Power (dBm)	TX Cable loss (dB)	TX Antenna Gain (dBi)	Polarization (H/V)
Middle	5058	-56.66	-25	-31.66	-74.61	-66.44	2.34	12.11	H
	7584	-51.22	-25	-26.22	-72.01	-59.41	2.11	10.30	H
	10116	-48.27	-25	-23.27	-74.59	-58.13	1.98	11.85	H
	5058	-59.74	-25	-34.74	-77.88	-69.52	2.34	12.11	V
	7584	-53.10	-25	-28.10	-73.8	-61.29	2.11	10.30	V
	10116	-49.57	-25	-24.57	-75.39	-59.43	1.98	11.85	V

Remark: Spurious emissions within 30-1000MHz were found more than 20dB below limit line.



LTE Band 7 / 20MHz / QPSK / RB Size 1 Offset 0									
Channel	Frequency (MHz)	EIRP (dBm)	Limit (dBm)	Over Limit (dB)	SPA Reading (dBm)	S.G. Power (dBm)	TX Cable loss (dB)	TX Antenna Gain (dBi)	Polarization (H/V)
Middle	5052	-56.62	-25	-31.62	-74.62	-66.39	2.34	12.11	H
	7578	-51.89	-25	-26.89	-72.66	-60.06	2.11	10.28	H
	10107	-47.93	-25	-22.93	-74.25	-57.80	1.97	11.84	H
	5052	-59.78	-25	-34.78	-77.97	-69.55	2.34	12.11	V
	7578	-52.76	-25	-27.76	-73.44	-60.93	2.11	10.28	V
	10107	-49.70	-25	-24.70	-75.52	-59.57	1.97	11.84	V

Remark: Spurious emissions within 30-1000MHz were found more than 20dB below limit line.