

FCC SAR Test Report

APPLICANT : Motorola Mobility LLC
EQUIPMENT : Mobile Cellular Phone
BRAND NAME : Motorola
MODEL NAME : XT1924-6, XT1924-8
FCC ID : IHDT56XA1
STANDARD : FCC 47 CFR Part 2 (2.1093)
ANSI/IEEE C95.1-1992
IEEE 1528-2013

We, Sporton International (Kunshan) Inc., would like to declare that the tested sample has been evaluated in accordance with the procedures and had been in compliance with the applicable technical standards.

The test results in this report apply exclusively to the tested model / sample. Without written approval of Sporton International (Kunshan) Inc., the test report shall not be reproduced except in full.



Approved by: Mark Qu / Manager



Sporton International (Kunshan) Inc.

No.3-2 Ping-Xiang Rd, Kunshan Development Zone Kunshan City Jiangsu Province 215335 China



Table of Contents

1. Statement of Compliance 4
2. Administration Data 6
3. Guidance Applied..... 6
4. Equipment Under Test (EUT) Information 7
4.1 General Information 7
4.2 General LTE SAR Test and Reporting Considerations 9
4.3 Specification of Accessory 12
5. RF Exposure Limits..... 13
5.1 Uncontrolled Environment 13
5.2 Controlled Environment..... 13
6. Specific Absorption Rate (SAR)..... 14
6.1 Introduction 14
6.2 SAR Definition 14
7. System Description and Setup 15
7.1 E-Field Probe 16
7.2 Data Acquisition Electronics (DAE) 16
7.3 Phantom..... 17
7.4 Device Holder..... 18
8. Measurement Procedures 19
8.1 Spatial Peak SAR Evaluation 19
8.2 Power Reference Measurement..... 20
8.3 Area Scan 20
8.4 Zoom Scan..... 21
8.5 Volume Scan Procedures 21
8.6 Power Drift Monitoring..... 21
9. Test Equipment List 22
10. System Verification 23
10.1 Tissue Simulating Liquids..... 23
10.2 Tissue Verification 24
10.3 System Performance Check Results 25
11. RF Exposure Positions 27
11.1 Ear and handset reference point 27
11.2 Definition of the cheek position..... 28
11.3 Definition of the tilt position..... 29
11.4 Body Worn Accessory 30
11.5 Product Specific 10g SAR Exposure 31
11.6 Wireless Router..... 31
12. Conducted RF Output Power (Unit: dBm)..... 32
13. Antenna Location 130
14. SAR Test Results 132
14.1 Head SAR 135
14.2 Hotspot SAR 140
14.3 Body Worn Accessory SAR 146
14.4 Product specific 10g SAR 149
14.5 TDD LTE Band 41(HPUE) Linearity Data Analysis 154
14.6 Repeated SAR Measurement 156
15. Simultaneous Transmission Analysis 157
15.1 Head Exposure Conditions 158
15.2 Hotspot Exposure Conditions 160
15.3 Body-Worn Accessory Exposure Conditions 163
15.4 Product specific 10g SAR Exposure Conditions 164
15.5 SPLSR Evaluation and Analysis 165
16. Uncertainty Assessment 178
17. References 179
Appendix A. Plots of System Performance Check
Appendix B. Plots of High SAR Measurement
Appendix C. DASYS Calibration Certificate
Appendix D. Test Setup Photos



1. Statement of Compliance

The maximum results of Specific Absorption Rate (SAR) found during testing for **Motorola Mobility LLC, Mobile Cellular Phone, XT1924-6, XT1924-8**, are as follows.

Highest 1g SAR Summary						
Equipment Class	Frequency Band		Head (Separation 0mm)	Hotspot (Separation 5mm)	Body-worn (Separation 5mm)	Highest Simultaneous Transmission 1g SAR (W/kg)
			1g SAR (W/kg)			
Licensed	GSM	GSM850	0.28	0.73	0.73	1.59
		GSM1900	<0.10	0.76	0.74	
	WCDMA	Band V	0.17	1.05	1.05	
		Band IV	0.21	0.91	0.88	
		Band II	0.18	1.14	1.02	
	CDMA2000	BC10	0.45	1.13	1.08	
		BC0	0.41	1.14	1.13	
		BC1	0.15	1.14	1.00	
	LTE	Band 12/Band 17	0.30	0.60	0.60	
		Band 13	0.43	0.56	0.56	
		Band 14	0.35	0.59	0.59	
		Band 26/Band 5	0.35	1.03	1.03	
		Band 66/Band 4	0.13	0.55	0.47	
		Band 25/Band 2	0.11	1.10	0.77	
		Band 30	0.25	0.64	0.57	
Band 7		0.26	0.96	0.75		
	Band 41/Band 38	0.20	1.16	0.60		
DTS	WLAN	2.4GHz WLAN	0.87	0.74	0.74	1.53
NII		5GHz WLAN	0.99	1.18	0.92	1.59
DSS	Bluetooth	2.4GHz Bluetooth		<0.10	<0.10	1.17



Highest 10g SAR Summary				
Equipment Class	Frequency Band		Product Specific 10g SAR (W/kg) (Separation 0mm)	Highest Simultaneous Transmission 10g SAR (W/kg)
Licensed	GSM	GSM1900	3.58	3.33
		Band V	1.57	
	WCDMA	Band IV	3.61	
		Band II	3.65	
	CDMA2000	BC10	1.22	
		BC0	1.39	
		BC1	3.51	
	LTE	Band 13	1.49	
		Band 14	1.19	
		Band 66/Band 4	3.09	
		Band 25/Band 2	2.50	
		Band 30	3.14	
Band 7		3.67		
	Band 41/Band 38	3.49		
NII	WLAN	5GHz WLAN	0.83	3.33
Date of Testing:			2018/1/12 ~ 2018/2/14	
Remark: This device supports LTE B2 / B4 / B5 / B17 / B38 and B25 / B66 / B26 / B12 / B41. Since the supported frequency span for LTE B2 / B4 / B5 / B17 / B38 falls completely within the supports frequency span for LTE B25 / B66 / B26 / B12 / B41, both LTE bands have the same target power, and both LTE bands share the same transmission path; therefore, SAR was only assessed for LTE B25 / B66 / B26 / B12 / B41.				

This device is in compliance with Specific Absorption Rate (SAR) for general population/uncontrolled exposure limits (1.6 W/kg for Partial-Body 1g SAR, 4.0 W/kg for Product Specific 10g SAR) specified in FCC 47 CFR part 2 (2.1093) and ANSI/IEEE C95.1-1992, and had been tested in accordance with the measurement methods and procedures specified in IEEE 1528-2013 and FCC KDB publications.



2. Administration Data

Testing Laboratory	
Test Site	Sporton International (Kunshan) Inc.
Test Site Location	No.3-2 Ping-Xiang Rd, Kunshan Development Zone Kunshan City Jiangsu Province 215335 China TEL : +86-512-57900158 FAX : +86-512-57900958

Applicant	
Company Name	Motorola Mobility LLC
Address	222 W, Merchandise Mart Plaza, Chicago IL 60654 USA

Manufacturer	
Company Name	Motorola Mobility LLC
Address	222 W, Merchandise Mart Plaza, Chicago IL 60654 USA

3. Guidance Applied

The Specific Absorption Rate (SAR) testing specification, method, and procedure for this device is in accordance with the following standards:

- FCC 47 CFR Part 2 (2.1093)
- ANSI/IEEE C95.1-1992
- IEEE 1528-2013
- FCC KDB 865664 D01 SAR Measurement 100 MHz to 6 GHz v01r04
- FCC KDB 865664 D02 SAR Reporting v01r02
- FCC KDB 447498 D01 General RF Exposure Guidance v06
- FCC KDB 648474 D04 SAR Evaluation Considerations for Wireless Handsets v01r03
- FCC KDB 248227 D01 802.11 Wi-Fi SAR v02r02
- FCC KDB 941225 D01 3G SAR Procedures v03r01
- FCC KDB 941225 D05 SAR for LTE Devices v02r05
- FCC KDB 941225 D05A Rel.10 LTE SAR Test Guidance v01r02
- FCC KDB 941225 D06 Hotspot Mode SAR v02r01



4. Equipment Under Test (EUT) Information

4.1 General Information

Product Feature & Specification	
Equipment Name	Mobile Cellular Phone
Brand Name	Motorola
Model Name	XT1924-6, XT1924-8
FCC ID	IHDT56XA1
IMEI Code	351883090026786
Wireless Technology and Frequency Range	GSM850: 824.2 MHz ~ 848.8 MHz GSM1900: 1850.2 MHz ~ 1909.8 MHz WCDMA Band II: 1852.4 MHz ~ 1907.6 MHz WCDMA Band IV: 1712.4 MHz ~ 1752.6 MHz WCDMA Band V: 826.4 MHz ~ 846.6 MHz CDMA2000 BC0: 824.7 MHz ~ 848.31 MHz CDMA 2000 BC1: 1851.25 MHz ~ 1908.75 MHz CDMA 2000 BC10: 817.9 MHz ~ 823.1 MHz LTE Band 2: 1850.7 MHz ~ 1909.3 MHz LTE Band 4: 1710.7 MHz ~ 1754.3 MHz LTE Band 5: 824.7 MHz ~ 848.3 MHz LTE Band 7: 2502.5 MHz ~ 2567.5 MHz LTE Band 12: 699.7 MHz ~ 715.3 MHz LTE Band 13: 779.5 MHz ~ 784.5 MHz LTE Band 14: 790.5 MHz ~ 795.5 MHz LTE Band 17: 706.5 MHz ~ 713.5 MHz LTE Band 25: 1850.7 MHz ~ 1914.3 MHz LTE Band 26: 814.7 MHz ~ 848.3 MHz LTE Band 30: 2307.5 MHz ~ 2312.5 MHz LTE Band 38: 2572.5 MHz ~ 2617.5 MHz LTE Band 41: 2498.5 MHz ~ 2687.5 MHz LTE Band 66: 1710.7 MHz ~ 1779.3 MHz WLAN 2.4GHz Band: 2412 MHz ~ 2462 MHz WLAN 5.2GHz Band: 5180 MHz ~ 5240 MHz WLAN 5.3GHz Band: 5260 MHz ~ 5320 MHz WLAN 5.5GHz Band: 5500 MHz ~ 5720 MHz WLAN 5.8GHz Band: 5745 MHz ~ 5825 MHz Bluetooth: 2402 MHz ~ 2480 MHz
Mode	GSM/GPRS/EGPRS RMC/AMR 12.2Kbps HSDPA HSUPA DC-HSDPA HSPA+ (16QAM uplink is not supported) CDMA2000 : 1xRTT/1xEv-Do(Rev.0)/1xEv-Do(Rev.A) LTE: QPSK, 16QAM, 64QAM WLAN 2.4GHz 802.11b/g/n HT20 WLAN 5GHz 802.11a/n HT20/HT40 Bluetooth v3.0+EDR, Bluetooth v4.0 LE, Bluetooth v4.1 LE, Bluetooth v4.2 LE
HW Version	DVT 1B
SW Version	hannah-userdebug 8.0.0 OPP27.66 1466 intcfg,test-keys
GSM / (E)GPRS Transfer mode	Class B – EUT cannot support Packet Switched and Circuit Switched Network simultaneously but can automatically switch between Packet and Circuit Switched Network.
EUT Stage	Identical Prototype

Remark:

1. This device supports straddle channel only includes channel 144.
2. This device supports VoIP in GPRS, EGPRS, CDMA, WCDMA and LTE (e.g. for 3rd-party VoIP), LTE supports VoLTE operation.
3. This device 2.4GHz WLAN support hotspot operation and Bluetooth support tethering applications.
4. This device 2.4GHz WLAN/5.2GHz WLAN/5.8GHz WLAN support hotspot operation, and 5.2GHz WLAN/5.8GHz WLAN supports WiFi Direct (GC/GO), and 5.3GHz / 5.5GHz supports WiFi Direct (GC only).
5. This device does not support DTM operation and supports GRPS/EGRPS mode up to multi-slot class 12.
6. The device employs proximity sensors that detect the presence of the user's body at the front or back faces of the device. When front or back body worn condition is detected, GSM850/1900, WCDMA band II/IV/V, CDMA2000 BC0/1/10 and LTE band 2/4/7/12/13/14/17/25/30/38/41/66 reduced power will be active. (P-sensor can't work at detecting presence of the user's body at the four edges of the device.)
7. When hotspot mode is enabled, power reduction will be activated to limit the maximum power of GSM850/1900, WCDMA band II/IV/V, CDMA2000 BC0/1/10 and LTE band 2/4/7/12/13/14/17/25/30/38/41/66.
8. P-sensor can detect handheld state, for product specific 10g SAR condition, WCDMA band II/IV, CDMA2000 BC1, LTE band 2/4/25/30/66 reduced powers will be active. For GSM1900, WCDMA band V, CDMA2000 BC0/10, LTE band 7/13/14/38/41, the power levels are the same as the full power.
9. This device hotspot reduced power and P-sensor reduced power level are the same. So only show one reduced power level for hotspot reduced power and P-sensor reduced power for this application.
10. When the phone is in talking mode and receiver worked, then power reduction will be implemented immediately at WLAN5.3/5.5/5.8GHz.
11. The model names (XT1924-6, XT1924-8) are the same product except model name different for carrier.
12. The device can adjust uplink/downlink configuration automatically according to the transmitting power class level for LTE band 41.
13. This device has two WWAN transmitter antennas. WWAN antenna 1 is located at the left side of bottom edge of the device and WWAN antenna 2 is located at the right side of bottom edge of the device which can refer to antenna location chapter. WWAN antenna 1 frequency bands include GSM850/1900, WCDMA Band II/IV/V, CDMA BC0/1/10, and LTE Band 2/4/5/12/13/14/17/25/26/66, and WWAN antenna 2 frequency bands include LTE Band 7/30/38/41. They can't transmit simultaneously.



4.2 General LTE SAR Test and Reporting Considerations

Summarized necessary items addressed in KDB 941225 D05 v02r05																																																															
FCC ID	IHDT56XA1																																																														
Equipment Name	Mobile Cellular Phone																																																														
Operating Frequency Range of each LTE transmission band	LTE Band 2: 1850.7 MHz ~ 1909.3 MHz LTE Band 4: 1710.7 MHz ~ 1754.3 MHz LTE Band 5: 824.7 MHz ~ 848.3 MHz LTE Band 7: 2502.5 MHz ~ 2567.5 MHz LTE Band 12: 699.7 MHz ~ 715.3 MHz LTE Band 13: 779.5 MHz ~ 784.5 MHz LTE Band 14: 790.5 MHz ~ 795.5 MHz LTE Band 17: 706.5 MHz ~ 713.5 MHz LTE Band 25: 1850.7 MHz ~ 1914.3 MHz LTE Band 26: 814.7 MHz ~ 848.3 MHz LTE Band 30: 2307.5 MHz ~ 2312.5 MHz LTE Band 38: 2572.5 MHz ~ 2617.5 MHz LTE Band 41: 2498.5 MHz ~ 2687.5 MHz LTE Band 66: 1710.7 MHz ~ 1779.3 MHz																																																														
Channel Bandwidth	LTE Band 2: 1.4MHz, 3MHz, 5MHz, 10MHz, 15MHz, 20MHz LTE Band 4: 1.4MHz, 3MHz, 5MHz, 10MHz, 15MHz, 20MHz LTE Band 5: 1.4MHz, 3MHz, 5MHz, 10MHz LTE Band 7: 5MHz, 10MHz, 15MHz, 20MHz LTE Band 12: 1.4MHz, 3MHz, 5MHz, 10MHz LTE Band 13: 5MHz, 10MHz LTE Band 14: 5MHz, 10MHz LTE Band 17: 5MHz, 10MHz LTE Band 25: 1.4MHz, 3MHz, 5MHz, 10MHz, 15MHz, 20MHz LTE Band 26: 1.4MHz, 3MHz, 5MHz, 10MHz, 15MHz LTE Band 30: 5MHz, 10MHz LTE Band 38: 5MHz, 10MHz, 15MHz, 20MHz LTE Band 41: 5MHz, 10MHz, 15MHz, 20MHz LTE Band 66: 1.4MHz, 3MHz, 5MHz, 10MHz, 15MHz, 20MHz																																																														
uplink modulations used	QPSK / 16QAM / 64QAM																																																														
LTE Voice / Data requirements	Voice and Data																																																														
LTE Release Version	R10, Cat7																																																														
CA Support	Yes, Uplink and Downlink																																																														
LTE MPR permanently built-in by design	<p>Table 6.2.3-1: Maximum Power Reduction (MPR) for Power Class 1, 2 and 3</p> <table border="1"> <thead> <tr> <th rowspan="2">Modulation</th> <th colspan="6">Channel bandwidth / Transmission bandwidth (N_{RB})</th> <th rowspan="2">MPR (dB)</th> </tr> <tr> <th>1.4 MHz</th> <th>3.0 MHz</th> <th>5 MHz</th> <th>10 MHz</th> <th>15 MHz</th> <th>20 MHz</th> </tr> </thead> <tbody> <tr> <td>QPSK</td> <td>> 5</td> <td>> 4</td> <td>> 8</td> <td>> 12</td> <td>> 16</td> <td>> 18</td> <td>≤ 1</td> </tr> <tr> <td>16 QAM</td> <td>≤ 5</td> <td>≤ 4</td> <td>≤ 8</td> <td>≤ 12</td> <td>≤ 16</td> <td>≤ 18</td> <td>≤ 1</td> </tr> <tr> <td>16 QAM</td> <td>> 5</td> <td>> 4</td> <td>> 8</td> <td>> 12</td> <td>> 16</td> <td>> 18</td> <td>≤ 2</td> </tr> <tr> <td>64 QAM</td> <td>≤ 5</td> <td>≤ 4</td> <td>≤ 8</td> <td>≤ 12</td> <td>≤ 16</td> <td>≤ 18</td> <td>≤ 2</td> </tr> <tr> <td>64 QAM</td> <td>> 5</td> <td>> 4</td> <td>> 8</td> <td>> 12</td> <td>> 16</td> <td>> 18</td> <td>≤ 3</td> </tr> <tr> <td>256 QAM</td> <td colspan="6">≥ 1</td> <td>≤ 5</td> </tr> </tbody> </table>	Modulation	Channel bandwidth / Transmission bandwidth (N _{RB})						MPR (dB)	1.4 MHz	3.0 MHz	5 MHz	10 MHz	15 MHz	20 MHz	QPSK	> 5	> 4	> 8	> 12	> 16	> 18	≤ 1	16 QAM	≤ 5	≤ 4	≤ 8	≤ 12	≤ 16	≤ 18	≤ 1	16 QAM	> 5	> 4	> 8	> 12	> 16	> 18	≤ 2	64 QAM	≤ 5	≤ 4	≤ 8	≤ 12	≤ 16	≤ 18	≤ 2	64 QAM	> 5	> 4	> 8	> 12	> 16	> 18	≤ 3	256 QAM	≥ 1						≤ 5
Modulation	Channel bandwidth / Transmission bandwidth (N _{RB})						MPR (dB)																																																								
	1.4 MHz	3.0 MHz	5 MHz	10 MHz	15 MHz	20 MHz																																																									
QPSK	> 5	> 4	> 8	> 12	> 16	> 18	≤ 1																																																								
16 QAM	≤ 5	≤ 4	≤ 8	≤ 12	≤ 16	≤ 18	≤ 1																																																								
16 QAM	> 5	> 4	> 8	> 12	> 16	> 18	≤ 2																																																								
64 QAM	≤ 5	≤ 4	≤ 8	≤ 12	≤ 16	≤ 18	≤ 2																																																								
64 QAM	> 5	> 4	> 8	> 12	> 16	> 18	≤ 3																																																								
256 QAM	≥ 1						≤ 5																																																								
LTE A-MPR	In the base station simulator configuration, Network Setting value is set to NS_01 to disable A-MPR during SAR testing and the LTE SAR tests was transmitting on all TTI frames (Maximum TTI)																																																														
Spectrum plots for RB configuration	A properly configured base station simulator was used for the SAR and power measurement; therefore, spectrum plots for each RB allocation and offset configuration are not included in the SAR report.																																																														
Power reduction applied to satisfy SAR compliance	<p>Yes</p> <ol style="list-style-type: none"> The device employs proximity sensors that detect the presence of the user's body at the front or back faces of the device. When front or back body worn condition is detected, LTE band 2/4/7/12/13/14/17/25/30/38/41/66 reduced power will be active. (P-sensor can't work at detecting presence of the user's body at the four edges of the device.) When hotspot mode is enabled, power reduction will be activated to limit the maximum power of LTE band 2/4/7/12/13/14/17/25/30/38/41/66. P-sensor can detect handheld state, for product specific 10g SAR condition, LTE band 2/4/25/30/66 reduced powers will be active. For LTE band 7/13/14/38/41, the power levels are the same as the full power. 																																																														
LTE Carrier Aggregation Combinations	Inter-Band and Intra-Band possible combinations and the detail power verification please referred to section 12.																																																														
LTE Carrier Aggregation Additional Information	(1) This device supports LTE Carrier Aggregation (CA) in the uplink for LTE B41 with two component carriers in the uplink. SAR Measurements and conducted powers were																																																														



evaluated per FCC Guidance.
 (2) This device supports maximum of 2 carriers in the downlink and 2 carriers in the uplink. Additional following LTE Release features are not supported: Relay, HetNet, Enhanced MIMO, eICI, WiFi Offloading, MDH, eMBMA, Cross-Carrier Scheduling, Enhanced SC-FDMA.

Transmission (H, M, L) channel numbers and frequencies in each LTE band																
LTE Band 2																
	Bandwidth 1.4 MHz		Bandwidth 3 MHz		Bandwidth 5 MHz		Bandwidth 10 MHz		Bandwidth 15 MHz		Bandwidth 20 MHz					
	Ch. #	Freq. (MHz)	Ch. #	Freq. (MHz)	Ch. #	Freq. (MHz)	Ch. #	Freq. (MHz)	Ch. #	Freq. (MHz)	Ch. #	Freq. (MHz)				
L	18607	1850.7	18615	1851.5	18625	1852.5	18650	1855	18675	1857.5	18700	1860				
M	18900	1880	18900	1880	18900	1880	18900	1880	18900	1880	18900	1880				
H	19193	1909.3	19185	1908.5	19175	1907.5	19150	1905	19125	1902.5	19100	1900				
LTE Band 4																
	Bandwidth 1.4 MHz		Bandwidth 3 MHz		Bandwidth 5 MHz		Bandwidth 10 MHz		Bandwidth 15 MHz		Bandwidth 20 MHz					
	Ch. #	Freq. (MHz)	Ch. #	Freq. (MHz)	Ch. #	Freq. (MHz)	Ch. #	Freq. (MHz)	Ch. #	Freq. (MHz)	Ch. #	Freq. (MHz)				
L	19957	1710.7	19965	1711.5	19975	1712.5	20000	1715	20025	1717.5	20050	1720				
M	20175	1732.5	20175	1732.5	20175	1732.5	20175	1732.5	20175	1732.5	20175	1732.5				
H	20393	1754.3	20385	1753.5	20375	1752.5	20350	1750	20325	1747.5	20300	1745				
LTE Band 5																
	Bandwidth 1.4 MHz		Bandwidth 3 MHz		Bandwidth 5 MHz		Bandwidth 10 MHz		Bandwidth 15 MHz		Bandwidth 20 MHz					
	Ch. #	Freq. (MHz)	Ch. #	Freq. (MHz)	Ch. #	Freq. (MHz)	Ch. #	Freq. (MHz)	Ch. #	Freq. (MHz)	Ch. #	Freq. (MHz)				
L	20407	824.7	20415	825.5	20425	826.5	20450	829	20450	829	20450	829				
M	20525	836.5	20525	836.5	20525	836.5	20525	836.5	20525	836.5	20525	836.5				
H	20643	848.3	20635	847.5	20625	846.5	20600	844	20600	844	20600	844				
LTE Band 7																
	Bandwidth 5 MHz		Bandwidth 10 MHz		Bandwidth 15 MHz		Bandwidth 20 MHz		Bandwidth 15 MHz		Bandwidth 20 MHz					
	Ch. #	Freq. (MHz)	Ch. #	Freq. (MHz)	Ch. #	Freq. (MHz)	Ch. #	Freq. (MHz)	Ch. #	Freq. (MHz)	Ch. #	Freq. (MHz)				
L	20775	2502.5	20800	2505	20825	2507.5	20850	2510	20850	2510	20850	2510				
M	21100	2535	21100	2535	21100	2535	21100	2535	21100	2535	21100	2535				
H	21425	2567.5	21400	2565	21375	2562.5	21350	2560	21350	2560	21350	2560				
LTE Band 12																
	Bandwidth 1.4 MHz		Bandwidth 3 MHz		Bandwidth 5 MHz		Bandwidth 10 MHz		Bandwidth 15 MHz		Bandwidth 20 MHz					
	Ch. #	Freq. (MHz)	Ch. #	Freq. (MHz)	Ch. #	Freq. (MHz)	Ch. #	Freq. (MHz)	Ch. #	Freq. (MHz)	Ch. #	Freq. (MHz)				
L	23017	699.7	23025	700.5	23035	701.5	23060	704	23060	704	23060	704				
M	23095	707.5	23095	707.5	23095	707.5	23095	707.5	23095	707.5	23095	707.5				
H	23173	715.3	23165	714.5	23155	713.5	23130	711	23130	711	23130	711				
LTE Band 13																
	Bandwidth 5 MHz				Bandwidth 10 MHz				Bandwidth 15 MHz				Bandwidth 20 MHz			
	Channel #		Freq.(MHz)		Channel #		Freq.(MHz)		Channel #		Freq.(MHz)		Channel #		Freq.(MHz)	
L	23205		779.5		23230		782		23230		782		23230		782	
M	23230		782		23230		782		23230		782		23230		782	
H	23255		784.5		23230		782		23230		782		23230		782	
LTE Band 14																
	Bandwidth 5 MHz				Bandwidth 10 MHz				Bandwidth 15 MHz				Bandwidth 20 MHz			
	Channel #		Freq.(MHz)		Channel #		Freq.(MHz)		Channel #		Freq.(MHz)		Channel #		Freq.(MHz)	
L	23305		790.5		23330		793		23330		793		23330		793	
M	23330		793		23330		793		23330		793		23330		793	
H	23355		795.5		23330		793		23330		793		23330		793	



LTE Band 17												
	Bandwidth 5 MHz						Bandwidth 10 MHz					
	Channel #		Freq.(MHz)				Channel #		Freq. (MHz)			
L	23755		706.5				23780		709			
M	23790		710				23790		710			
H	23825		713.5				23800		711			
LTE Band 25												
	Bandwidth 1.4 MHz		Bandwidth 3 MHz		Bandwidth 5 MHz		Bandwidth 10 MHz		Bandwidth 15 MHz		Bandwidth 20 MHz	
	Ch. #	Freq. (MHz)	Ch. #	Freq. (MHz)	Ch. #	Freq. (MHz)	Ch. #	Freq. (MHz)	Ch. #	Freq. (MHz)	Ch. #	Freq. (MHz)
L	26047	1850.7	26055	1851.5	26065	1852.5	26090	1855	26115	1857.5	26140	1860
M	26340	1880	26340	1880	26340	1880	26340	1880	26340	1880	26340	1880
H	26683	1914.3	26675	1913.5	26665	1912.5	26640	1910	26615	1907.5	26590	1905
LTE Band 26												
	Bandwidth 1.4 MHz		Bandwidth 3 MHz		Bandwidth 5 MHz		Bandwidth 10 MHz		Bandwidth 15 MHz			
	Ch. #	Freq. (MHz)	Ch. #	Freq. (MHz)	Ch. #	Freq. (MHz)	Ch. #	Freq. (MHz)	Ch. #	Freq. (MHz)	Ch. #	Freq. (MHz)
L	26697	814.7	26705	815.5	26715	816.5	26740	819	26765	821.5		
M	26865	831.5	26865	831.5	26865	831.5	26865	831.5	26865	831.5	26865	831.5
H	27033	848.3	27025	847.5	27015	846.5	26990	844	26965	841.5		
LTE Band 30												
	Bandwidth 5 MHz						Bandwidth 10 MHz					
	Channel #		Freq.(MHz)				Channel #		Freq.(MHz)			
L	27685		2307.5				27710		2310			
M	27710		2310									
H	27735		2312.5									
LTE Band 38												
	Bandwidth 5 MHz		Bandwidth 10 MHz		Bandwidth 15 MHz		Bandwidth 20 MHz					
	Ch. #	Freq. (MHz)	Ch. #	Freq. (MHz)	Ch. #	Freq. (MHz)	Ch. #	Freq. (MHz)				
L	37775	2572.5	37800	2575	37825	2577.5	37850	2580				
M	38000	2595	38000	2595	38000	2595	38000	2595				
H	38225	2617.5	38200	2615	38175	2612.5	38150	2610				
LTE Band 41												
	Bandwidth 5 MHz		Bandwidth 10 MHz		Bandwidth 15 MHz		Bandwidth 20 MHz					
	Ch. #	Freq. (MHz)	Ch. #	Freq. (MHz)	Ch. #	Freq. (MHz)	Ch. #	Freq. (MHz)				
L	39675	2498.5	39700	2501	39725	2503.5	39750	2506				
LM	40148	2545.8	40160	2547	40173	2548.3	40185	2549.5				
M	40620	2593	40620	2593	40620	2593	40620	2593				
HM	41093	2640.3	41080	2639	41068	2637.8	41055	2636.5				
H	41565	2687.5	41540	2685	41515	2682.5	41490	2680				
LTE Band 66												
	Bandwidth 1.4 MHz		Bandwidth 3 MHz		Bandwidth 5 MHz		Bandwidth 10 MHz		Bandwidth 15 MHz		Bandwidth 20 MHz	
	Ch. #	Freq. (MHz)	Ch. #	Freq. (MHz)	Ch. #	Freq. (MHz)	Ch. #	Freq. (MHz)	Ch. #	Freq. (MHz)	Ch. #	Freq. (MHz)
L	131979	1710.7	131987	1711.5	131997	1712.5	132022	1715	132047	1717.5	132072	1720
M	132322	1745	132322	1745	132322	1745	132322	1745	132322	1745	132322	1745
H	132665	1779.3	132657	1778.5	132647	1777.5	132622	1775	132597	1772.5	132572	1770

4.3 Specification of Accessory

Specification of Accessory				
AC Adapter 1	Brand Name	Motorola (Salom)	Model Name	SPN5970A SC-22
	Power Rating	I/P: 100-240 Vac, 500mA, O/P: 5 Vdc,3000mA or 9Vdc,1600mA or 12Vdc,1200mA		
AC Adapter 2	Brand Name	Motorola (Chenyang)	Model Name	SPN5993A SC-22
	Power Rating	I/P: 100-240 Vac, 500mA, O/P: 5 Vdc,3000mA or 9Vdc,1600mA or 12Vdc,1200mA		
Earphone	Brand Name	Motorola (NEW Leaders)	Model Name	NLD-EM300V-01SF
	Signal Line	1.25 meter, non-shielded cable, without ferrite core		
Battery	Brand Name	Motorola (Amperex)	Model Name	HE50
	Power Rating	3.8Vdc,4850/5000mAh	Type	Li-ion
USB Cable (Black/White)	Brand Name	Motorola (SaiBao)	Model Name	SLQ-A081A
	Signal Line	1.02 meter, shielded cable, without ferrite core		

5. RF Exposure Limits

5.1 Uncontrolled Environment

Uncontrolled Environments are defined as locations where there is the exposure of individuals who have no knowledge or control of their exposure. The general population/uncontrolled exposure limits are applicable to situations in which the general public may be exposed or in which persons who are exposed as a consequence of their employment may not be made fully aware of the potential for exposure or cannot exercise control over their exposure. Members of the general public would come under this category when exposure is not employment-related; for example, in the case of a wireless transmitter that exposes persons in its vicinity.

5.2 Controlled Environment

Controlled Environments are defined as locations where there is exposure that may be incurred by persons who are aware of the potential for exposure, (i.e. as a result of employment or occupation). In general, occupational/controlled exposure limits are applicable to situations in which persons are exposed as a consequence of their employment, who have been made fully aware of the potential for exposure and can exercise control over their exposure. The exposure category is also applicable when the exposure is of a transient nature due to incidental passage through a location where the exposure levels may be higher than the general population/uncontrolled limits, but the exposed person is fully aware of the potential for exposure and can exercise control over his or her exposure by leaving the area or by some other appropriate means.

Limits for Occupational/Controlled Exposure (W/kg)

Whole-Body	Partial-Body	Hands, Wrists, Feet and Ankles
0.4	8.0	20.0

Limits for General Population/Uncontrolled Exposure (W/kg)

Whole-Body	Partial-Body	Hands, Wrists, Feet and Ankles
0.08	1.6	4.0

Whole-Body SAR is averaged over the entire body, partial-body SAR is averaged over any 1gram of tissue defined as a tissue volume in the shape of a cube. SAR for hands, wrists, feet and ankles is averaged over any 10 grams of tissue defined as a tissue volume in the shape of a cube.

6. Specific Absorption Rate (SAR)

6.1 Introduction

SAR is related to the rate at which energy is absorbed per unit mass in an object exposed to a radio field. The SAR distribution in a biological body is complicated and is usually carried out by experimental techniques or numerical modeling. The standard recommends limits for two tiers of groups, occupational/controlled and general population/uncontrolled, based on a person's awareness and ability to exercise control over his or her exposure. In general, occupational/controlled exposure limits are higher than the limits for general population/uncontrolled.

6.2 SAR Definition

The SAR definition is the time derivative (rate) of the incremental energy (dW) absorbed by (dissipated in) an incremental mass (dm) contained in a volume element (dv) of a given density (ρ). The equation description is as below:

$$SAR = \frac{d}{dt} \left(\frac{dW}{dm} \right) = \frac{d}{dt} \left(\frac{dW}{\rho dv} \right)$$

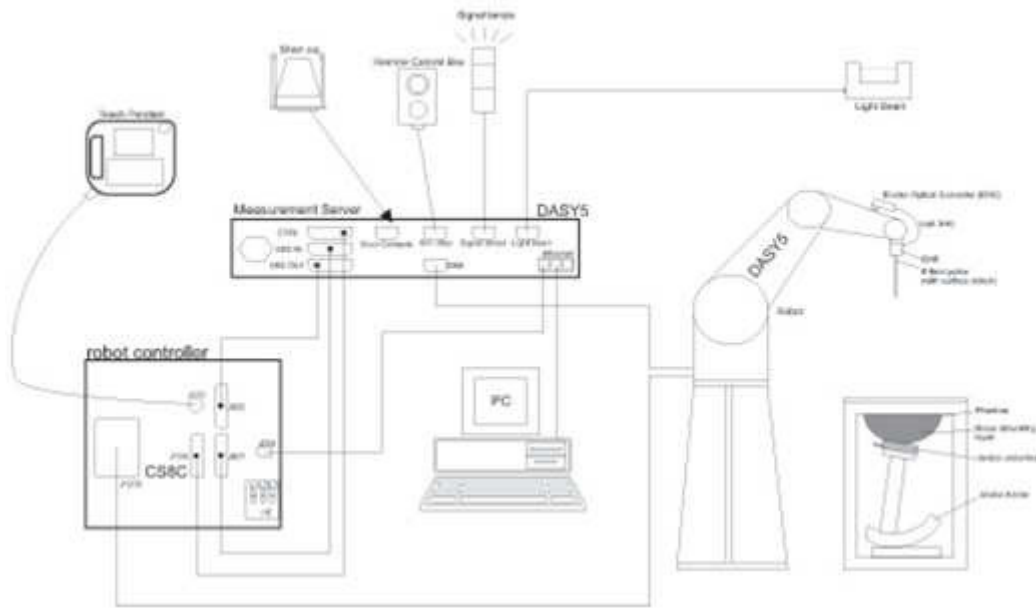
SAR is expressed in units of Watts per kilogram (W/kg)

$$SAR = \frac{\sigma |E|^2}{\rho}$$

Where: σ is the conductivity of the tissue, ρ is the mass density of the tissue and E is the RMS electrical field strength.

7. System Description and Setup

The DASY system used for performing compliance tests consists of the following items:




- A standard high precision 6-axis robot with controller, teach pendant and software. An arm extension for accommodating the data acquisition electronics (DAE).
- An isotropic Field probe optimized and calibrated for the targeted measurement.
- A data acquisition electronics (DAE) which performs the signal amplification, signal multiplexing, AD-conversion, offset measurements, mechanical surface detection, collision detection, etc. The unit is battery powered with standard or rechargeable batteries. The signal is optically transmitted to the EOC.
- The Electro-optical converter (EOC) performs the conversion from optical to electrical signals for the digital communication to the DAE. To use optical surface detection, a special version of the EOC is required. The EOC signal is transmitted to the measurement server.
- The function of the measurement server is to perform the time critical tasks such as signal filtering, control of the robot operation and fast movement interrupts.
- The Light Beam used is for probe alignment. This improves the (absolute) accuracy of the probe positioning.
- A computer running WinXP or Win7 and the DASY5 software.
- Remote control and teach pendant as well as additional circuitry for robot safety such as warning lamps, etc.
- The phantom, the device holder and other accessories according to the targeted measurement.


7.1 E-Field Probe

The SAR measurement is conducted with the dosimetric probe (manufactured by SPEAG). The probe is specially designed and calibrated for use in liquid with high permittivity. The dosimetric probe has special calibration in liquid at different frequency. This probe has a built in optical surface detection system to prevent from collision with phantom.

<ES3DV3 Probe>

Construction	Symmetric design with triangular core Interleaved sensors Built-in shielding against static charges PEEK enclosure material (resistant to organic solvents, e.g., DGBE)	
Frequency	10 MHz – 4 GHz; Linearity: ± 0.2 dB (30 MHz – 4 GHz)	
Directivity	± 0.2 dB in TSL (rotation around probe axis) ± 0.3 dB in TSL (rotation normal to probe axis)	
Dynamic Range	5 μ W/g – >100 mW/g; Linearity: ± 0.2 dB	
Dimensions	Overall length: 337 mm (tip: 20 mm) Tip diameter: 3.9 mm (body: 12 mm) Distance from probe tip to dipole centers: 3.0 mm	

<EX3DV4 Probe>

Construction	Symmetric design with triangular core Built-in shielding against static charges PEEK enclosure material (resistant to organic solvents, e.g., DGBE)	
Frequency	10 MHz – >6 GHz Linearity: ± 0.2 dB (30 MHz – 6 GHz)	
Directivity	± 0.3 dB in TSL (rotation around probe axis) ± 0.5 dB in TSL (rotation normal to probe axis)	
Dynamic Range	10 μ W/g – >100 mW/g Linearity: ± 0.2 dB (noise: typically <1 μ W/g)	
Dimensions	Overall length: 337 mm (tip: 20 mm) Tip diameter: 2.5 mm (body: 12 mm) Typical distance from probe tip to dipole centers: 1 mm	

7.2 Data Acquisition Electronics (DAE)

The data acquisition electronics (DAE) consists of a highly sensitive electrometer-grade preamplifier with auto-zeroing, a channel and gain-switching multiplexer, a fast 16 bit AD-converter and a command decoder and control logic unit. Transmission to the measurement server is accomplished through an optical downlink for data and status information as well as an optical uplink for commands and the clock.

The input impedance of the DAE is 200 MOhm; the inputs are symmetrical and floating. Common mode rejection is above 80 dB.



Fig 5.1 Photo of DAE

7.3 Phantom

<SAM Twin Phantom>

Shell Thickness	2 ± 0.2 mm; Center ear point: 6 ± 0.2 mm
Filling Volume	Approx. 25 liters
Dimensions	Length: 1000 mm; Width: 500 mm; Height: adjustable feet
Measurement Areas	Left Hand, Right Hand, Flat Phantom



The bottom plate contains three pair of bolts for locking the device holder. The device holder positions are adjusted to the standard measurement positions in the three sections. A white cover is provided to tap the phantom during off-periods to prevent water evaporation and changes in the liquid parameters. On the phantom top, three reference markers are provided to identify the phantom position with respect to the robot.

<ELI Phantom>

Shell Thickness	2 ± 0.2 mm (sagging: <1%)
Filling Volume	Approx. 30 liters
Dimensions	Major ellipse axis: 600 mm Minor axis: 400 mm



The ELI phantom is intended for compliance testing of handheld and body-mounted wireless devices in the frequency range of 30 MHz to 6 GHz. ELI4 is fully compatible with standard and all known tissue simulating liquids.

7.4 Device Holder

<Mounting Device for Hand-Held Transmitter>

In combination with the Twin SAM V5.0/V5.0c or ELI phantoms, the Mounting Device for Hand-Held Transmitters enables rotation of the mounted transmitter device to specified spherical coordinates. At the heads, the rotation axis is at the ear opening. Transmitter devices can be easily and accurately positioned according to IEC 62209-1, IEEE 1528, FCC, or other specifications. The device holder can be locked for positioning at different phantom sections (left head, right head, flat). And upgrade kit to Mounting Device to enable easy mounting of wider devices like big smart-phones, e-books, small tablets, etc. It holds devices with width up to 140 mm.



Mounting Device for Hand-Held Transmitters



Mounting Device Adaptor for Wide-Phones

<Mounting Device for Laptops and other Body-Worn Transmitters>

The extension is lightweight and made of POM, acrylic glass and foam. It fits easily on the upper part of the mounting device in place of the phone positioned. The extension is fully compatible with the SAM Twin and ELI phantoms.



Mounting Device for Laptops

8. Measurement Procedures

The measurement procedures are as follows:

<Conducted power measurement>

- (a) For WWAN power measurement, use base station simulator to configure EUT WWAN transmission in conducted connection with RF cable, at maximum power in each supported wireless interface and frequency band.
- (b) Read the WWAN RF power level from the base station simulator.
- (c) For WLAN/BT power measurement, use engineering software to configure EUT WLAN/BT continuously transmission, at maximum RF power in each supported wireless interface and frequency band
- (d) Connect EUT RF port through RF cable to the power meter, and measure WLAN/BT output power

<SAR measurement>

- (a) Use base station simulator to configure EUT WWAN transmission in radiated connection, and engineering software to configure EUT WLAN/BT continuously transmission, at maximum RF power, in the highest power channel.
- (b) Place the EUT in the positions as Appendix D demonstrates.
- (c) Set scan area, grid size and other setting on the DASY software.
- (d) Measure SAR results for the highest power channel on each testing position.
- (e) Find out the largest SAR result on these testing positions of each band
- (f) Measure SAR results for other channels in worst SAR testing position if the reported SAR of highest power channel is larger than 0.8 W/kg

According to the test standard, the recommended procedure for assessing the peak spatial-average SAR value consists of the following steps:

- (a) Power reference measurement
- (b) Area scan
- (c) Zoom scan
- (d) Power drift measurement

8.1 Spatial Peak SAR Evaluation

The procedure for spatial peak SAR evaluation has been implemented according to the test standard. It can be conducted for 1g and 10g, as well as for user-specific masses. The DASY software includes all numerical procedures necessary to evaluate the spatial peak SAR value.

The base for the evaluation is a "cube" measurement. The measured volume must include the 1g and 10g cubes with the highest averaged SAR values. For that purpose, the center of the measured volume is aligned to the interpolated peak SAR value of a previously performed area scan.

The entire evaluation of the spatial peak values is performed within the post-processing engine (SEMCAD). The system always gives the maximum values for the 1g and 10g cubes. The algorithm to find the cube with highest averaged SAR is divided into the following stages:

- (a) Extraction of the measured data (grid and values) from the Zoom Scan
- (b) Calculation of the SAR value at every measurement point based on all stored data (A/D values and measurement parameters)
- (c) Generation of a high-resolution mesh within the measured volume
- (d) Interpolation of all measured values from the measurement grid to the high-resolution grid
- (e) Extrapolation of the entire 3-D field distribution to the phantom surface over the distance from sensor to surface
- (f) Calculation of the averaged SAR within masses of 1g and 10g

8.2 Power Reference Measurement

The Power Reference Measurement and Power Drift Measurements are for monitoring the power drift of the device under test in the batch process. The minimum distance of probe sensors to surface determines the closest measurement point to phantom surface. This distance cannot be smaller than the distance of sensor calibration points to probe tip as defined in the probe properties.

8.3 Area Scan

The area scan is used as a fast scan in two dimensions to find the area of high field values, before doing a fine measurement around the hot spot. The sophisticated interpolation routines implemented in DASY software can find the maximum found in the scanned area, within a range of the global maximum. The range (in dB0 is specified in the standards for compliance testing. For example, a 2 dB range is required in IEEE standard 1528 and IEC 62209 standards, whereby 3 dB is a requirement when compliance is assessed in accordance with the ARIB standard (Japan), if only one zoom scan follows the area scan, then only the absolute maximum will be taken as reference. For cases where multiple maximums are detected, the number of zoom scans has to be increased accordingly.

Area scan parameters extracted from FCC KDB 865664 D01v01r04 SAR measurement 100 MHz to 6 GHz.

	≤ 3 GHz	> 3 GHz
Maximum distance from closest measurement point (geometric center of probe sensors) to phantom surface	5 ± 1 mm	$\frac{1}{2} \cdot \delta \cdot \ln(2) \pm 0.5$ mm
Maximum probe angle from probe axis to phantom surface normal at the measurement location	30° ± 1°	20° ± 1°
Maximum area scan spatial resolution: $\Delta x_{Area}, \Delta y_{Area}$	≤ 2 GHz: ≤ 15 mm 2 – 3 GHz: ≤ 12 mm	3 – 4 GHz: ≤ 12 mm 4 – 6 GHz: ≤ 10 mm
	When the x or y dimension of the test device, in the measurement plane orientation, is smaller than the above, the measurement resolution must be ≤ the corresponding x or y dimension of the test device with at least one measurement point on the test device.	

8.4 Zoom Scan

Zoom scans are used assess the peak spatial SAR values within a cubic averaging volume containing 1 gram and 10 gram of simulated tissue. The zoom scan measures points (refer to table below) within a cube shoes base faces are centered on the maxima found in a preceding area scan job within the same procedure. When the measurement is done, the zoom scan evaluates the averaged SAR for 1 gram and 10 gram and displays these values next to the job's label.

Zoom scan parameters extracted from FCC KDB 865664 D01v01r04 SAR measurement 100 MHz to 6 GHz.

		≤ 3 GHz	> 3 GHz	
Maximum zoom scan spatial resolution: $\Delta x_{Zoom}, \Delta y_{Zoom}$		≤ 2 GHz: ≤ 8 mm 2 – 3 GHz: ≤ 5 mm*	3 – 4 GHz: ≤ 5 mm* 4 – 6 GHz: ≤ 4 mm*	
Maximum zoom scan spatial resolution, normal to phantom surface	uniform grid: $\Delta z_{Zoom}(n)$	≤ 5 mm	3 – 4 GHz: ≤ 4 mm 4 – 5 GHz: ≤ 3 mm 5 – 6 GHz: ≤ 2 mm	
	graded grid	$\Delta z_{Zoom}(1)$: between 1 st two points closest to phantom surface	≤ 4 mm	3 – 4 GHz: ≤ 3 mm 4 – 5 GHz: ≤ 2.5 mm 5 – 6 GHz: ≤ 2 mm
		$\Delta z_{Zoom}(n>1)$: between subsequent points	$\leq 1.5 \cdot \Delta z_{Zoom}(n-1)$	
Minimum zoom scan volume	x, y, z	≥ 30 mm	3 – 4 GHz: ≥ 28 mm 4 – 5 GHz: ≥ 25 mm 5 – 6 GHz: ≥ 22 mm	
Note: δ is the penetration depth of a plane-wave at normal incidence to the tissue medium; see draft standard IEEE P1528-2011 for details. * When zoom scan is required and the <i>reported</i> SAR from the <i>area scan based 1-g SAR estimation</i> procedures of KDB 447498 is ≤ 1.4 W/kg, ≤ 8 mm, ≤ 7 mm and ≤ 5 mm zoom scan resolution may be applied, respectively, for 2 GHz to 3 GHz, 3 GHz to 4 GHz and 4 GHz to 6 GHz.				

8.5 Volume Scan Procedures

The volume scan is used for assess overlapping SAR distributions for antennas transmitting in different frequency bands. It is equivalent to an oversized zoom scan used in standalone measurements. The measurement volume will be used to enclose all the simultaneous transmitting antennas. For antennas transmitting simultaneously in different frequency bands, the volume scan is measured separately in each frequency band. In order to sum correctly to compute the 1g aggregate SAR, the EUT remain in the same test position for all measurements and all volume scan use the same spatial resolution and grid spacing. When all volume scan were completed, the software, SEMCAD postprocessor can combine and subsequently superpose these measurement data to calculating the multiband SAR.

8.6 Power Drift Monitoring

All SAR testing is under the EUT install full charged battery and transmit maximum output power. In DASy measurement software, the power reference measurement and power drift measurement procedures are used for monitoring the power drift of EUT during SAR test. Both these procedures measure the field at a specified reference position before and after the SAR testing. The software will calculate the field difference in dB. If the power drifts more than 5%, the SAR will be retested.



9. Test Equipment List

Manufacturer	Name of Equipment	Type/Model	Serial Number	Calibration	
				Last Cal.	Due Date
SPEAG	750MHz System Validation Kit	D750V3	1065	2017/12/4	2018/12/3
SPEAG	835MHz System Validation Kit	D835V2	4d091	2017/12/5	2018/12/4
SPEAG	1750MHz System Validation Kit	D1750V2	1069	2017/12/5	2018/12/4
SPEAG	1900MHz System Validation Kit	D1900V2	5d118	2017/12/6	2018/12/5
SPEAG	2300MHz System Validation Kit	D2300V2	1055	2017/8/30	2018/8/29
SPEAG	2450MHz System Validation Kit	D2450V2	840	2017/12/7	2018/12/6
SPEAG	2600MHz System Validation Kit	D2600V2	1061	2017/12/7	2018/12/6
SPEAG	5000MHz System Validation Kit	D5GHzV2	1167	2017/7/26	2018/7/25
SPEAG	Data Acquisition Electronics	DAE4	915	2017/6/16	2018/6/15
SPEAG	Data Acquisition Electronics	DAE4	1210	2017/5/25	2018/5/24
SPEAG	Data Acquisition Electronics	DAE4	1338	2017/12/4	2018/12/3
SPEAG	Data Acquisition Electronics	DAE4	1279	2018/1/3	2019/1/2
SPEAG	Dosimetric E-Field Probe	EX3DV4	3898	2017/6/27	2018/6/26
SPEAG	Dosimetric E-Field Probe	EX3DV4	3857	2017/5/26	2018/5/25
SPEAG	Dosimetric E-Field Probe	ES3DV3	3293	2017/9/25	2018/9/24
SPEAG	Dosimetric E-Field Probe	EX3DV4	3753	2017/5/5	2018/5/4
SPEAG	SAM Twin Phantom	QD 000 P40 CB	TP-1644	NCR	NCR
SPEAG	SAM Twin Phantom	QD 000 P40 CB	TP-1696	NCR	NCR
SPEAG	SAM Twin Phantom	QD 000 P40 CB	TP-1697	NCR	NCR
SPEAG	SAM Twin Phantom	QD 000 P40 CB	TP-1842	NCR	NCR
SPEAG	SAM Twin Phantom	QD 000 P40 CB	TP-1839	NCR	NCR
SPEAG	SAM Twin Phantom	QD 000 P40 CB	TP-1164	NCR	NCR
SPEAG	Phone Positioner	N/A	N/A	NCR	NCR
Anritsu	Radio communication analyzer	MT8820C	6201300654	2017/8/7	2018/8/6
Anritsu	Radio communication analyzer	MT8821C	6201692204	2017/3/29	2018/3/28
Agilent	Wireless Communication Test Set	E5515C	MY52102706	2017/4/18	2018/4/17
Agilent	ENA Series Network Analyzer	E5071C	MY46111157	2017/4/18	2018/4/17
SPEAG	DAK Kit	DAK3.5	1146	2017/7/18	2018/7/17
R&S	Signal Generator	SMR20	102049	2017/8/17	2018/8/16
Anritsu	Power Meter	ML2495A	1419002	2017/5/15	2018/5/14
Anritsu	Power Sensor	MA2411B	1339124	2017/5/15	2018/5/14
Anritsu	Power Meter	ML2495A	1218006	2017/10/6	2018/10/5
Anritsu	Power Sensor	MA2411B	1207363	2017/10/6	2018/10/5
R&S	CBT BLUETOOTH TESTER	CBT	100783	2017/8/8	2018/8/7
EXA	Spectrum Analyzer	N9010A	MY55150244	2017/4/18	2018/4/17
WISEWIND	Hygrometer	WISEWIND 0905	0905	2017/4/20	2018/4/19
JM	DIGITAC THERMOMETER	JM222	AA1207166	2017/4/19	2018/4/18
ARRA	Power Divider	A3200-2	N/A		Note
Agilent	Dual Directional Coupler	778D	50422		Note
PASTERNAK	Dual Directional Coupler	PE2214-10	N/A		Note
MCL	Attenuation1	BW-S10W5+	N/A		Note
MCL	Attenuation2	BW-S10W5+	N/A		Note
MCL	Attenuation3	BW-S10W5+	N/A		Note
AR	Amplifier	5S1G4	333096		Note
mini-circuits	Amplifier	ZVE-3W-83+	162601250		Note

Note:

Prior to system verification and validation, the path loss from the signal generator to the system check source and the power meter, which includes the amplifier, cable, attenuator and directional coupler, was measured by the network analyzer. The reading of the power meter was offset by the path loss difference between the path to the power meter and the path to the system check source to monitor the actual power level fed to the system check source.

10. System Verification

10.1 Tissue Simulating Liquids

For the measurement of the field distribution inside the SAM phantom with DASY, the phantom must be filled with around 25 liters of homogeneous body tissue simulating liquid. For head SAR testing, the liquid height from the ear reference point (ERP) of the phantom to the liquid top surface is larger than 15 cm, which is shown in Fig. 10.1. For body SAR testing, the liquid height from the center of the flat phantom to the liquid top surface is larger than 15 cm, which is shown in Fig. 10.2.



Fig 10.1 Photo of Liquid Height for Head SAR



Fig 10.2 Photo of Liquid Height for Body SAR



10.2 Tissue Verification

The following tissue formulations are provided for reference only as some of the parameters have not been thoroughly verified. The composition of ingredients may be modified accordingly to achieve the desired target tissue parameters required for routine SAR evaluation.

Frequency (MHz)	Water (%)	Sugar (%)	Cellulose (%)	Salt (%)	Preventol (%)	DGBE (%)	Conductivity (σ)	Permittivity (ε _r)
For Head								
750	41.1	57.0	0.2	1.4	0.2	0	0.89	41.9
835	40.3	57.9	0.2	1.4	0.2	0	0.90	41.5
1800, 1900, 2000	55.2	0	0	0.3	0	44.5	1.40	40.0
2450	55.0	0	0	0	0	45.0	1.80	39.2
2600	54.8	0	0	0.1	0	45.1	1.96	39.0
For Body								
750	51.7	47.2	0	0.9	0.1	0	0.96	55.5
835	50.8	48.2	0	0.9	0.1	0	0.97	55.2
1800, 1900, 2000	70.2	0	0	0.4	0	29.4	1.52	53.3
2450	68.6	0	0	0	0	31.4	1.95	52.7
2600	68.1	0	0	0.1	0	31.8	2.16	52.5

Simulating Liquid for 5GHz, Manufactured by SPEAG

Ingredients	(% by weight)
Water	64~78%
Mineral oil	11~18%
Emulsifiers	9~15%
Additives and Salt	2~3%

<Tissue Dielectric Parameter Check Results>

Frequency (MHz)	Tissue Type	Liquid Temp. (°C)	Conductivity (σ)	Permittivity (ε _r)	Conductivity Target (σ)	Permittivity Target (ε _r)	Delta (σ) (%)	Delta (ε _r) (%)	Limit (%)	Date
750	Head	22.7	0.915	43.25	0.89	41.90	2.81	3.22	±5	2018/1/12
835	Head	22.7	0.919	42.131	0.90	41.50	2.11	1.52	±5	2018/1/12
1750	Head	22.6	1.405	41.016	1.37	40.10	2.55	2.28	±5	2018/1/15
1900	Head	22.6	1.43	39.934	1.40	40.00	2.14	-0.17	±5	2018/2/10
2300	Head	22.7	1.688	39.904	1.67	39.50	1.08	1.02	±5	2018/2/12
2450	Head	22.8	1.853	38.973	1.80	39.20	2.94	-0.58	±5	2018/2/13
2600	Head	22.9	2.049	38.658	1.96	39.00	4.54	-0.88	±5	2018/2/8
5250	Head	22.5	4.679	35.944	4.71	35.90	-0.66	0.12	±5	2018/2/13
5600	Head	22.5	5.035	35.437	5.07	35.50	-0.69	-0.18	±5	2018/2/13
5750	Head	22.5	5.195	35.24	5.22	35.40	-0.48	-0.45	±5	2018/2/13
750	Body	22.8	0.982	56.124	0.96	55.50	2.29	1.12	±5	2018/2/11
835	Body	22.6	0.991	54.983	0.97	55.20	2.16	-0.39	±5	2018/2/10
1750	Body	22.7	1.523	53.041	1.49	53.40	2.21	-0.67	±5	2018/1/15
1900	Body	22.8	1.514	54.179	1.52	53.30	-0.39	1.65	±5	2018/2/11
2300	Body	22.6	1.757	53.276	1.81	52.90	-2.93	0.71	±5	2018/2/12
2450	Body	22.8	1.995	52.4	1.95	52.70	2.31	-0.57	±5	2018/2/13
2600	Body	22.7	2.219	53.696	2.16	52.50	2.73	2.28	±5	2018/2/12
5250	Body	22.4	5.507	47.957	5.36	48.90	2.74	-1.93	±5	2018/2/14
5600	Body	22.4	5.954	47.368	5.77	48.50	3.19	-2.33	±5	2018/2/14
5750	Body	22.4	6.154	47.117	5.94	48.30	3.60	-2.45	±5	2018/2/14



10.3 System Performance Check Results

Comparing to the original SAR value provided by SPEAG, the verification data should be within its specification of 10 %. Below table shows the target SAR and measured SAR after normalized to 1W input power. The table below indicates the system performance check can meet the variation criterion and the plots can be referred to Appendix A of this report.

<1g SAR>

Table with 11 columns: Date, Frequency (MHz), Tissue Type, Input Power (mW), Dipole S/N, Probe S/N, DAE S/N, Measured 1g SAR (W/kg), Targeted 1g SAR (W/kg), Normalized 1g SAR (W/kg), Deviation (%). Rows include various dates and frequencies for Head and Body tissue types.

<10g SAR>

Table with 11 columns: Date, Frequency (MHz), Tissue Type, Input Power (mW), Dipole S/N, Probe S/N, DAE S/N, Measured 10g SAR (W/kg), Targeted 10g SAR (W/kg), Normalized 10g SAR (W/kg), Deviation (%). Rows include various dates and frequencies for Body tissue type.

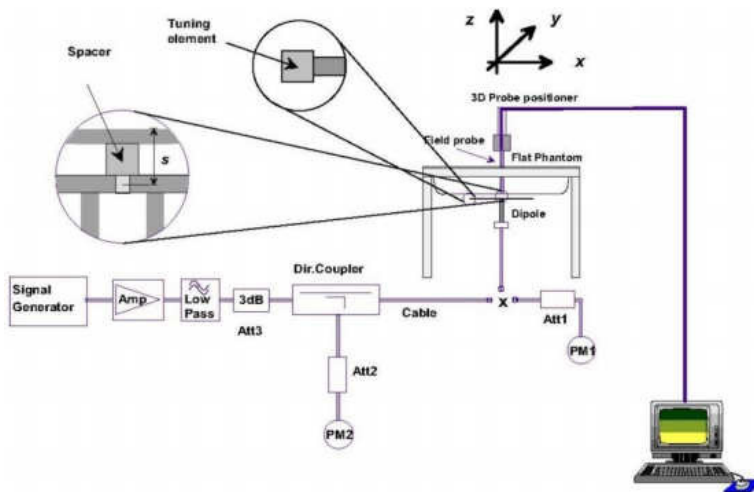


Fig 8.3.1 System Performance Check Setup



Fig 8.3.2 Setup Photo

11. RF Exposure Positions

11.1 Ear and handset reference point

Figure 9.1.1 shows the front, back, and side views of the SAM phantom. The center-of-mouth reference point is labeled "M," the left ear reference point (ERP) is marked "LE," and the right ERP is marked "RE." Each ERP is 15 mm along the B-M (back-mouth) line behind the entrance-to-ear-canal (EEC) point, as shown in Figure 9.1.2 The Reference Plane is defined as passing through the two ear reference points and point M. The line N-F (neck-front), also called the reference pivoting line, is normal to the Reference Plane and perpendicular to both a line passing through RE and LE and the B-M line (see Figure 9.1.3). Both N-F and B-M lines should be marked on the exterior of the phantom shell to facilitate handset positioning. Posterior to the N-F line the ear shape is a flat surface with 6 mm thickness at each ERP, and forward of the N-F line the ear is truncated, as illustrated in Figure 9.1.2. The ear truncation is introduced to preclude the ear lobe from interfering with handset tilt, which could lead to unstable positioning at the cheek.

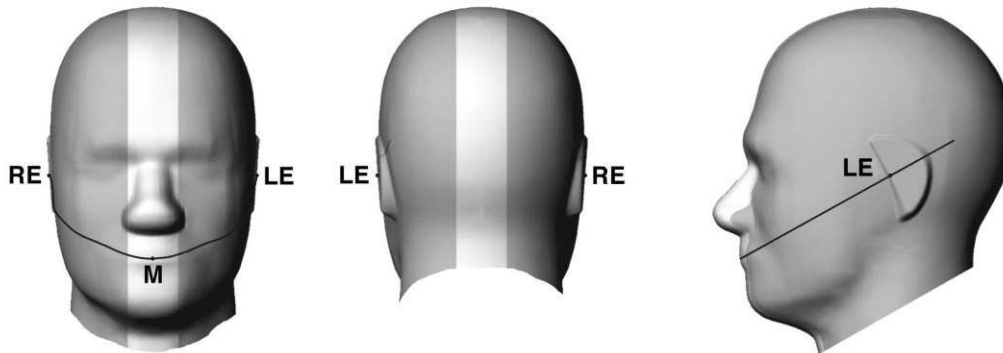


Fig 9.1.1 Front, back, and side views of SAM twin phantom

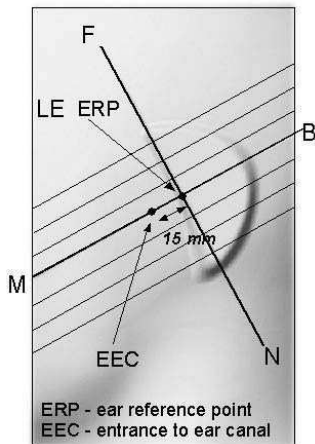


Fig 9.1.2 Close-up side view of phantom showing the ear region.

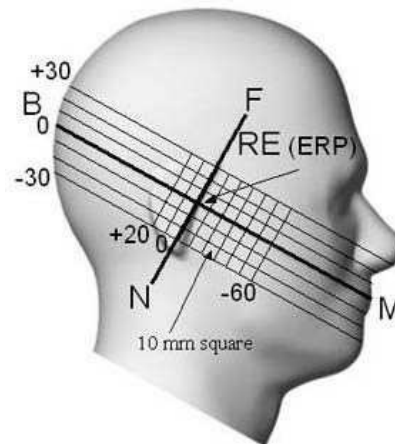


Fig 9.1.3 Side view of the phantom showing relevant markings and seven cross-sectional plane locations

11.2 Definition of the cheek position

1. Ready the handset for talk operation, if necessary. For example, for handsets with a cover piece (flip cover), open the cover. If the handset can transmit with the cover closed, both configurations must be tested.
2. Define two imaginary lines on the handset—the vertical centerline and the horizontal line. The vertical centerline passes through two points on the front side of the handset—the midpoint of the width w_t of the handset at the level of the acoustic output (point A in Figure 9.2.1 and Figure 9.2.2), and the midpoint of the width w_b of the bottom of the handset (point B). The horizontal line is perpendicular to the vertical centerline and passes through the center of the acoustic output (see Figure 9.2.1). The two lines intersect at point A. Note that for many handsets, point A coincides with the center of the acoustic output; however, the acoustic output may be located elsewhere on the horizontal line. Also note that the vertical centerline is not necessarily parallel to the front face of the handset (see Figure 9.2.2), especially for clamshell handsets, handsets with flip covers, and other irregularly-shaped handsets.
3. Position the handset close to the surface of the phantom such that point A is on the (virtual) extension of the line passing through points RE and LE on the phantom (see Figure 9.2.3), such that the plane defined by the vertical centerline and the horizontal line of the handset is approximately parallel to the sagittal plane of the phantom.
4. Translate the handset towards the phantom along the line passing through RE and LE until handset point A touches the pinna at the ERP.
5. While maintaining the handset in this plane, rotate it around the LE-RE line until the vertical centerline is in the plane normal to the plane containing B-M and N-F lines, i.e., the Reference Plane.
6. Rotate the handset around the vertical centerline until the handset (horizontal line) is parallel to the N-F line.
7. While maintaining the vertical centerline in the Reference Plane, keeping point A on the line passing through RE and LE, and maintaining the handset contact with the pinna, rotate the handset about the N-F line until any point on the handset is in contact with a phantom point below the pinna on the cheek. See Figure 9.2.3. The actual rotation angles should be documented in the test report.

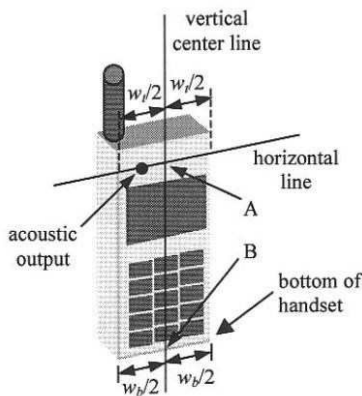


Fig 9.2.1 Handset vertical and horizontal reference lines—"fixed case"

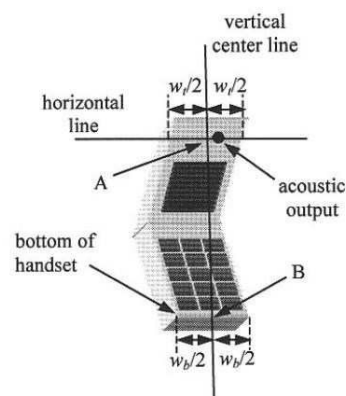


Fig 9.2.2 Handset vertical and horizontal reference lines—"clam-shell case"




Fig 9.2.3 cheek or touch position. The reference points for the right ear (RE), left ear (LE), and mouth (M), which establish the Reference Plane for handset positioning, are indicated.

11.3 Definition of the tilt position

1. Ready the handset for talk operation, if necessary. For example, for handsets with a cover piece (flip cover), open the cover. If the handset can transmit with the cover closed, both configurations must be tested.
2. While maintaining the orientation of the handset, move the handset away from the pinna along the line passing through RE and LE far enough to allow a rotation of the handset away from the cheek by 15°.
3. Rotate the handset around the horizontal line by 15°.
4. While maintaining the orientation of the handset, move the handset towards the phantom on the line passing through RE and LE until any part of the handset touches the ear. The tilt position is obtained when the contact point is on the pinna. See Figure 9.3.1. If contact occurs at any location other than the pinna, e.g., the antenna at the back of the phantom head, the angle of the handset should be reduced. In this case, the tilt position is obtained if any point on the handset is in contact with the pinna and a second point

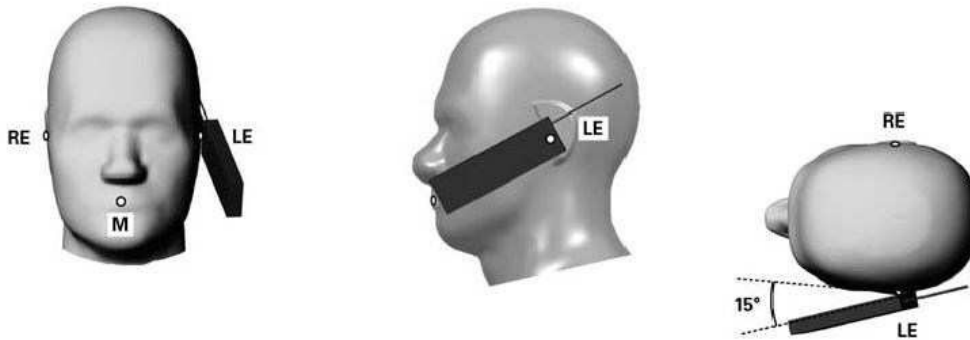


Fig 9.3.1 Tilt position. The reference points for the right ear (RE), left ear (LE), and mouth (M), which define the Reference Plane for handset positioning, are indicated.

11.4 Body Worn Accessory

Body-worn operating configurations are tested with the belt-clips and holsters attached to the device and positioned against a flat phantom in a normal use configuration (see Figure 9.4). Per KDB648474 D04v01r03, body-worn accessory exposure is typically related to voice mode operations when handsets are carried in body-worn accessories. The body-worn accessory procedures in FCC KDB 447498 D01v06 should be used to test for body-worn accessory SAR compliance, without a headset connected to it. This enables the test results for such configuration to be compatible with that required for hotspot mode when the body-worn accessory test separation distance is greater than or equal to that required for hotspot mode, when applicable. When the reported SAR for body-worn accessory, measured without a headset connected to the handset is $> 1.2 \text{ W/kg}$, the highest reported SAR configuration for that wireless mode and frequency band should be repeated for that body-worn accessory with a handset attached to the handset.

Accessories for body-worn operation configurations are divided into two categories: those that do not contain metallic components and those that do contain metallic components. When multiple accessories that do not contain metallic components are supplied with the device, the device is tested with only the accessory that dictates the closest spacing to the body. Then multiple accessories that contain metallic components are tested with the device with each accessory. If multiple accessories share an identical metallic component (i.e. the same metallic belt-chip used with different holsters with no other metallic components) only the accessory that dictates the closest spacing to the body is tested.

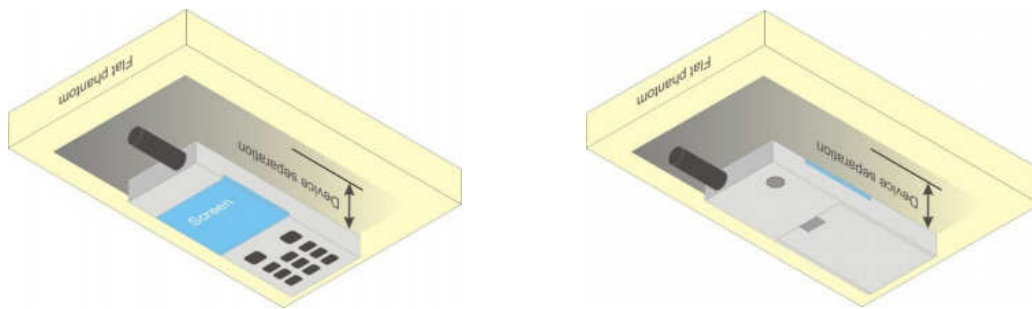


Fig 9.4 Body Worn Position



11.5 Product Specific 10g SAR Exposure

For smart phones with a display diagonal dimension > 15.0 cm or an overall diagonal dimension > 16.0 cm that provide similar mobile web access and multimedia support found in mini-tablets or UMPC mini-tablets that support voice calls next to the ear, According to KDB648474 D04v01r03, the following phablet procedures should be applied to evaluate SAR compliance for each applicable wireless modes and frequency band. Devices marketed as phablets, regardless of form factors and operating characteristics must be tested as a phablet to determine SAR compliance

1. The normally required head and body-worn accessory SAR test procedures for handsets, including hotspot mode, must be applied.
2. The UMPC mini-tablet procedures must also be applied to test the SAR of all surfaces and edges with an antenna located at ≤ 25 mm from that surface or edge, in direct contact with a flat phantom, for 10-g extremity SAR according to the body-equivalent tissue dielectric parameters in KDB 865664 to address interactive hand use exposure conditions.6 The UMPC mini-tablet 1-g SAR at 5 mm is not required. When hotspot mode applies, 10-g extremity SAR is required only for the surfaces and edges with hotspot mode 1-g reported SAR > 1.2 W/kg.

11.6 Wireless Router

Some battery-operated handsets have the capability to transmit and receive user through simultaneous transmission of WIFI simultaneously with a separate licensed transmitter. The FCC has provided guidance in FCC KDB Publication 941225 D06 v02r01 where SAR test considerations for handsets ($L \times W \geq 9$ cm x 5 cm) are based on a composite test separation distance of 10mm from the front, back and edges of the device containing transmitting antennas within 2.5cm of their edges, determined from general mixed use conditions for this type of devices. Since the hotspot SAR results may overlap with the body-worn accessory SAR requirements, the more conservative configurations can be considered, thus excluding some body-worn accessory SAR tests.

When the user enables the personal wireless router functions for the handset, actual operations include simultaneous transmission of both the WIFI transmitter and another licensed transmitter. Both transmitters often do not transmit at the same transmitting frequency and thus cannot be evaluated for SAR under actual use conditions due to the limitations of the SAR assessment probes. Therefore, SAR must be evaluated for each frequency transmission and mode separately and spatially summed with the WIFI transmitter according to FCC KDB Publication 447498 D01v06 publication procedures. The "Portable Hotspot" feature on the handset was NOT activated during SAR assessments, to ensure the SAR measurements were evaluated for a single transmission frequency RF signal at a time.

12. Conducted RF Output Power (Unit: dBm)

<GSM Conducted Power>

General Note:

1. Per KDB 447498 D01v06, the maximum output power channel is used for SAR testing and for further SAR test reduction.
2. Per KDB 941225 D01v03r01, for SAR test reduction for GSM / GPRS / EDGE modes is determined by the source-based time-averaged output power including tune-up tolerance. The mode with highest specified time-averaged output power should be tested for SAR compliance in the applicable exposure conditions. For modes with the same specified maximum output power and tolerance, the higher number time-slot configuration should be tested. Therefore, the GPRS 2Tx slots for GSM850/GSM1900 are considered as the primary mode.
3. Other configurations of GSM / GPRS / EDGE are considered as secondary modes. The 3G SAR test reduction procedure is applied, when the maximum output power and tune-up tolerance specified for production units in a secondary mode is $\leq \frac{1}{4}$ dB higher than the primary mode, SAR measurement is not required for the secondary mode.
4. Power reduction which is triggered by hotspot mode/p-sensor on is implemented in GSM850/GSM1900 band, for SAR testing EUT was set in reduced power mode and GPRS 2Tx slots due to its highest frame-average power.

<Full Power Mode>

GSM850	Burst Average Power (dBm)			Tune-up Limit (dBm)	Frame-Average Power (dBm)			Tune-up Limit (dBm)
	Tx Channel	128	189		251	128	189	
Frequency (MHz)	824.2	836.4	848.8		824.2	836.4	848.8	
GSM 1 Tx slot	32.31	32.41	32.51	33.00	23.31	23.41	23.51	24.00
GPRS 1 Tx slot	32.30	32.39	32.50	33.00	23.30	23.39	23.50	24.00
GPRS 2 Tx slots	29.31	29.28	29.41	30.00	23.31	23.28	23.41	24.00
GPRS 3 Tx slots	27.26	27.29	27.17	27.50	23.00	23.03	22.91	23.24
GPRS 4 Tx slots	25.90	25.85	25.81	26.50	22.90	22.85	22.81	23.50
EDGE 1 Tx slot	26.47	26.42	26.41	27.00	17.47	17.42	17.41	18.00
EDGE 2 Tx slots	26.28	26.20	26.19	27.00	20.28	20.20	20.19	21.00
EDGE 3 Tx slots	24.90	24.82	24.81	25.50	20.64	20.56	20.55	21.24
EDGE 4 Tx slots	23.49	23.41	23.41	24.00	20.49	20.41	20.41	21.00
GSM1900	Burst Average Power (dBm)			Tune-up Limit (dBm)	Frame-Average Power (dBm)			Tune-up Limit (dBm)
Tx Channel	512	661	810		512	661	810	
Frequency (MHz)	1850.2	1880	1909.8		1850.2	1880	1909.8	
GSM 1 Tx slot	29.86	29.98	30.10	30.50	20.86	20.98	21.10	21.50
GPRS 1 Tx slot	29.84	29.97	30.09	30.50	20.84	20.97	21.09	21.50
GPRS 2 Tx slots	26.65	26.79	26.88	27.50	20.65	20.79	20.88	21.50
GPRS 3 Tx slots	24.83	24.79	24.89	25.50	20.57	20.53	20.63	21.24
GPRS 4 Tx slots	23.26	23.40	23.47	24.00	20.26	20.40	20.47	21.00
EDGE 1 Tx slot	25.56	25.46	25.52	26.00	16.56	16.46	16.52	17.00
EDGE 2 Tx slots	25.35	25.27	25.39	26.00	19.35	19.27	19.39	20.00
EDGE 3 Tx slots	23.89	23.82	23.93	24.50	19.63	19.56	19.67	20.24
EDGE 4 Tx slots	22.50	22.36	22.43	23.00	19.50	19.36	19.43	20.00

Remark: The frame-averaged power is linearly scaled the maximum burst averaged power over 8 time slots.

The calculated method are shown as below:

Frame-averaged power = Maximum burst averaged power (1 Tx Slot) - 9 dB

Frame-averaged power = Maximum burst averaged power (2 Tx Slots) - 6 dB

Frame-averaged power = Maximum burst averaged power (3 Tx Slots) - 4.26 dB

Frame-averaged power = Maximum burst averaged power (4 Tx Slots) - 3 dB



<Reduced Power Mode for Hotspot On/P-Sensor On>

GSM850	Burst Average Power (dBm)			Tune-up Limit (dBm)	Frame-Average Power (dBm)			Tune-up Limit (dBm)
	Tx Channel	128	189		251	128	189	
Frequency (MHz)	824.2	836.4	848.8		824.2	836.4	848.8	
GSM 1 Tx slot	30.52	30.68	30.70	31.00	21.52	21.68	21.70	22.00
GPRS 1 Tx slot	30.51	30.66	30.68	31.00	21.51	21.66	21.68	22.00
GPRS 2 Tx slots	27.13	27.10	27.30	28.00	21.13	21.10	21.30	22.00
GPRS 3 Tx slots	25.40	25.37	25.47	26.00	21.14	21.11	21.21	21.74
GPRS 4 Tx slots	23.61	23.51	23.92	24.50	20.61	20.51	20.92	21.50
EDGE 1 Tx slot	25.82	25.64	25.54	26.00	16.82	16.64	16.54	17.00
EDGE 2 Tx slots	25.33	25.15	25.33	26.00	19.33	19.15	19.33	20.00
EDGE 3 Tx slots	24.05	24.01	23.93	24.50	19.79	19.75	19.67	20.24
EDGE 4 Tx slots	22.33	22.15	22.43	23.00	19.33	19.15	19.43	20.00
GSM1900								
	Burst Average Power (dBm)			Tune-up Limit (dBm)	Frame-Average Power (dBm)			Tune-up Limit (dBm)
Tx Channel	512	661	810		512	661	810	
Frequency (MHz)	1850.2	1880	1909.8		1850.2	1880	1909.8	
GSM 1 Tx slot	25.56	25.42	25.34	26.00	16.56	16.42	16.34	17.00
GPRS 1 Tx slot	25.55	25.40	25.32	26.00	16.55	16.40	16.32	17.00
GPRS 2 Tx slots	21.62	21.75	22.36	23.00	15.62	15.75	16.36	17.00
GPRS 3 Tx slots	20.01	20.14	20.33	20.50	15.75	15.88	16.07	16.24
GPRS 4 Tx slots	18.07	18.24	18.91	19.50	15.07	15.24	15.91	16.50
EDGE 1 Tx slot	24.37	24.61	25.05	25.50	15.37	15.61	16.05	16.50
EDGE 2 Tx slots	22.10	22.25	22.28	22.50	16.10	16.25	16.28	16.50
EDGE 3 Tx slots	20.85	19.25	19.49	21.00	16.59	14.99	15.23	16.74
EDGE 4 Tx slots	18.74	19.02	18.90	19.50	15.74	16.02	15.90	16.50

Remark: The frame-averaged power is linearly scaled the maximum burst averaged power over 8 time slots.

The calculated method are shown as below:

- Frame-averaged power = Maximum burst averaged power (1 Tx Slot) - 9 dB
- Frame-averaged power = Maximum burst averaged power (2 Tx Slots) - 6 dB
- Frame-averaged power = Maximum burst averaged power (3 Tx Slots) - 4.26 dB
- Frame-averaged power = Maximum burst averaged power (4 Tx Slots) - 3 dB

<WCDMA Conducted Power>

1. The following tests were conducted according to the test requirements outlines in 3GPP TS 34.121 specification.
2. The procedures in KDB 941225 D01v03r01 are applied for 3GPP Rel. 6 HSPA to configure the device in the required sub-test mode(s) to determine SAR test exclusion.
3. For DC-HSDPA, the device was configured according to the H-Set 12, Fixed Reference Channel (FRC) configuration in Table C.8.1.12 of 3GPP TS 34.121-1, with the primary and the secondary serving HS-DSCH Cell enabled during the power measurement.

A summary of these settings are illustrated below:

HSDPA Setup Configuration:

- a. The EUT was connected to Base Station Agilent E5515C referred to the Setup Configuration.
- b. The RF path losses were compensated into the measurements.
- c. A call was established between EUT and Base Station with following setting:
 - i. Set Gain Factors (β_c and β_d) and parameters were set according to each
 - ii. Specific sub-test in the following table, C10.1.4, quoted from the TS 34.121
 - iii. Set RMC 12.2Kbps + HSDPA mode.
 - iv. Set Cell Power = -86 dBm
 - v. Set HS-DSCH Configuration Type to FRC (H-set 1, QPSK)
 - vi. Select HSDPA Uplink Parameters
 - vii. Set Delta ACK, Delta NACK and Delta CQI = 8
 - viii. Set Ack-Nack Repetition Factor to 3
 - ix. Set CQI Feedback Cycle (k) to 4 ms
 - x. Set CQI Repetition Factor to 2
 - xi. Power Ctrl Mode = All Up bits
- d. The transmitted maximum output power was recorded.

Table C.10.1.4: β values for transmitter characteristics tests with HS-DPCCH

Sub-test	β_c	β_d	β_d (SF)	β_c/β_d	β_{HS} (Note 1, Note 2)	CM (dB) (Note 3)	MPR (dB) (Note 3)
1	2/15	15/15	64	2/15	4/15	0.0	0.0
2	12/15 (Note 4)	15/15 (Note 4)	64	12/15 (Note 4)	24/15	1.0	0.0
3	15/15	8/15	64	15/8	30/15	1.5	0.5
4	15/15	4/15	64	15/4	30/15	1.5	0.5

Note 1: $\Delta_{ACK}, \Delta_{NACK}$ and $\Delta_{CQI} = 30/15$ with $\beta_{HS} = 30/15 * \beta_c$.

Note 2: For the HS-DPCCH power mask requirement test in clause 5.2C, 5.7A, and the Error Vector Magnitude (EVM) with HS-DPCCH test in clause 5.13.1A, and HSDPA EVM with phase discontinuity in clause 5.13.1AA, Δ_{ACK} and $\Delta_{NACK} = 30/15$ with $\beta_{HS} = 30/15 * \beta_c$, and $\Delta_{CQI} = 24/15$ with $\beta_{HS} = 24/15 * \beta_c$.

Note 3: CM = 1 for $\beta_c/\beta_d = 12/15, \beta_{HS}/\beta_c = 24/15$. For all other combinations of DPCCH, DPDCCH and HS-DPCCH the MPR is based on the relative CM difference. This is applicable for only UEs that support HSDPA in release 6 and later releases.

Note 4: For subtest 2 the β_c/β_d ratio of 12/15 for the TFC during the measurement period (TF1, TF0) is achieved by setting the signalled gain factors for the reference TFC (TF1, TF1) to $\beta_c = 11/15$ and $\beta_d = 15/15$.

Setup Configuration

HSUPA Setup Configuration:

- a. The EUT was connected to Base Station Agilent E5515C referred to the Setup Configuration.
- b. The RF path losses were compensated into the measurements.
- c. A call was established between EUT and Base Station with following setting * :
 - i. Call Configs = 5.2B, 5.9B, 5.10B, and 5.13.2B with QPSK
 - ii. Set the Gain Factors (β_c and β_d) and parameters (AG Index) were set according to each specific sub-test in the following table, C11.1.3, quoted from the TS 34.121
 - iii. Set Cell Power = -86 dBm
 - iv. Set Channel Type = 12.2k + HSPA
 - v. Set UE Target Power
 - vi. Power Ctrl Mode= Alternating bits
 - vii. Set and observe the E-TFCl
 - viii. Confirm that E-TFCl is equal to the target E-TFCl of 75 for sub-test 1, and other subtest's E-TFCl
- d. The transmitted maximum output power was recorded.

Table C.11.1.3: β values for transmitter characteristics tests with HS-DPCCH and E-DCH

Sub-test	β_c	β_d	β_d (SF)	β_c/β_d	β_{HS} (Note1)	β_{ec}	β_{ed} (Note 4) (Note 5)	β_{ed} (SF)	β_{ed} (Codes)	CM (dB) (Note 2)	MPR (dB) (Note 2) (Note 6)	AG Index (Note 5)	E-TFCl
1	11/15 (Note 3)	15/15 (Note 3)	64	11/15 (Note 3)	22/15	209/25	1309/225	4	1	1.0	0.0	20	75
2	6/15	15/15	64	6/15	12/15	12/15	94/75	4	1	3.0	2.0	12	67
3	15/15	9/15	64	15/9	30/15	30/15	$\beta_{ed1}: 47/15$ $\beta_{ed2}: 47/15$	4	2	2.0	1.0	15	92
4	2/15	15/15	64	2/15	4/15	2/15	56/75	4	1	3.0	2.0	17	71
5	15/15	0	-	-	5/15	5/15	47/15	4	1	1.0	0.0	12	67

Note 1: For sub-test 1 to 4, Δ_{ACK} , Δ_{NACK} and $\Delta_{CQI} = 30/15$ with $\beta_{hs} = 30/15 * \beta_c$. For sub-test 5, Δ_{ACK} , Δ_{NACK} and $\Delta_{CQI} = 5/15$ with $\beta_{hs} = 5/15 * \beta_c$.

Note 2: CM = 1 for $\beta_c/\beta_d = 12/15$, $\beta_{hs}/\beta_c = 24/15$. For all other combinations of DPDCH, DPCCH, HS-DPCCH, E-DPDCH and E-DPCCH the MPR is based on the relative CM difference.

Note 3: For subtest 1 the β_c/β_d ratio of 11/15 for the TFC during the measurement period (TF1, TF0) is achieved by setting the signalled gain factors for the reference TFC (TF1, TF1) to $\beta_c = 10/15$ and $\beta_d = 15/15$.

Note 4: In case of testing by UE using E-DPDCH Physical Layer category 1, Sub-test 3 is omitted according to TS25.306 Table 5.1g.

Note 5: β_{ed} can not be set directly; it is set by Absolute Grant Value.

Note 6: For subtests 2, 3 and 4, UE may perform E-DPDCH power scaling at max power which could results in slightly smaller MPR values.

Setup Configuration

DC-HSDPA 3GPP release 8 Setup Configuration:

- a. The EUT was connected to Base Station Agilent E5515C referred to the Setup Configuration below
- b. The RF path losses were compensated into the measurements.
- c. A call was established between EUT and Base Station with following setting:
 - i. Set RMC 12.2Kbps + HSDPA mode.
 - ii. Set Cell Power = -25 dBm
 - iii. Set HS-DSCH Configuration Type to FRC (H-set 12, QPSK)
 - iv. Select HSDPA Uplink Parameters
 - v. Set Gain Factors (β_c and β_d) and parameters were set according to each Specific sub-test in the following table, C10.1.4, quoted from the TS 34.121
 - a). Subtest 1: $\beta_c/\beta_d=2/15$
 - b). Subtest 2: $\beta_c/\beta_d=12/15$
 - c). Subtest 3: $\beta_c/\beta_d=15/8$
 - d). Subtest 4: $\beta_c/\beta_d=15/4$
 - vi. Set Delta ACK, Delta NACK and Delta CQI = 8
 - vii. Set Ack-Nack Repetition Factor to 3
 - viii. Set CQI Feedback Cycle (k) to 4 ms
 - ix. Set CQI Repetition Factor to 2
 - x. Power Ctrl Mode = All Up bits
- d. The transmitted maximum output power was recorded.

The following tests were conducted according to the test requirements outlines in 3GPP TS 34.121 specification. A summary of these settings are illustrated below:

C.8.1.12 Fixed Reference Channel Definition H-Set 12

Table C.8.1.12: Fixed Reference Channel H-Set 12

Parameter	Unit	Value
Nominal Avg. Inf. Bit Rate	kbps	60
Inter-TTI Distance	TTI's	1
Number of HARQ Processes	Processes	6
Information Bit Payload (N_{INF})	Bits	120
Number Code Blocks	Blocks	1
Binary Channel Bits Per TTI	Bits	960
Total Available SML's in UE	SML's	19200
Number of SML's per HARQ Proc.	SML's	3200
Coding Rate		0.15
Number of Physical Channel Codes	Codes	1
Modulation		QPSK
Note 1: The RMC is intended to be used for DC-HSDPA mode and both cells shall transmit with identical parameters as listed in the table. Note 2: Maximum number of transmission is limited to 1, i.e., retransmission is not allowed. The redundancy and constellation version 0 shall be used.		

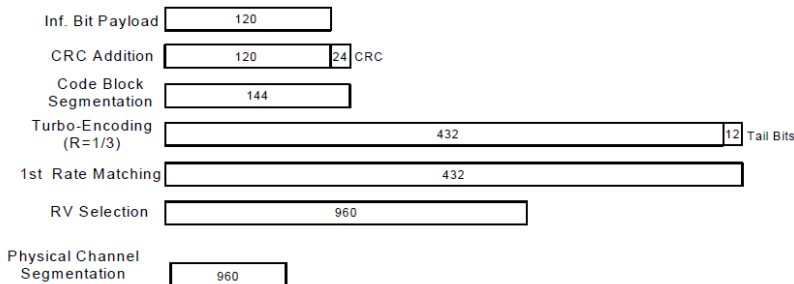


Figure C.8.19: Coding rate for Fixed reference Channel H-Set 12 (QPSK)

Setup Configuration



<WCDMA Conducted Power>

General Note:

1. Per KDB 941225 D01v03r01, for SAR testing is measured using a 12.2 kbps RMC with TPC bits configured to all "1's".
2. Per KDB 941225 D01v03r01, RMC 12.2kbps setting is used to evaluate SAR. The maximum output power and tune-up tolerance specified for production units in HSDPA / HSUPA / DC-HSDPA is $\leq \frac{1}{4}$ dB higher than RMC 12.2Kbps or when the highest reported SAR of the RMC12.2Kbps is scaled by the ratio of specified maximum output power and tune-up tolerance of HSDPA / HSUPA / DC-HSDPA to RMC12.2Kbps and the adjusted SAR is ≤ 1.2 W/kg, SAR measurement is not required for HSDPA / HSUPA / DC-HSDPA, and according to the following RF output power, the output power results of the secondary modes (HSUPA, HSDPA, DC-HSDPA) are less than $\frac{1}{4}$ dB higher than the primary modes; therefore, SAR measurement is not required for HSDPA / HSUPA / DC-HSDPA.

<Full Power Mode>

Band		WCDMA Band II			Tune-up Limit (dBm)	WCDMA Band IV			Tune-up Limit (dBm)	WCDMA Band V			Tune-up Limit (dBm)
Tx Channel		9262	9400	9538		1312	1413	1513		4132	4182	4233	
Rx Channel		9662	9800	9938		1537	1638	1738		4357	4407	4458	
Frequency (MHz)		1852.4	1880	1907.6	1712.4	1732.6	1752.6	826.4	836.4	846.6			
3GPP Rel 99	AMR 12.2Kbps	23.90	23.95	23.85	24.50	23.80	23.86	23.80	24.50	23.62	23.55	23.55	24.50
3GPP Rel 99	RMC 12.2Kbps	23.91	23.97	23.87	24.50	23.82	23.88	23.81	24.50	23.64	23.56	23.57	24.50
3GPP Rel 6	HSDPA Subtest-1	22.83	22.79	22.60	23.50	22.60	22.76	22.82	23.50	22.69	23.06	22.92	23.50
3GPP Rel 6	HSDPA Subtest-2	22.83	22.78	22.60	23.50	22.73	22.74	22.79	23.50	22.76	22.98	22.92	23.50
3GPP Rel 6	HSDPA Subtest-3	22.32	22.27	22.10	23.00	22.24	22.26	22.32	23.00	22.19	22.44	22.42	23.00
3GPP Rel 6	HSDPA Subtest-4	22.29	22.32	22.10	23.00	22.26	22.27	22.31	23.00	22.28	22.55	22.44	23.00
3GPP Rel 8	DC-HSDPA Subtest-1	22.78	22.68	22.38	23.50	22.71	22.71	22.68	23.50	22.69	23.06	22.92	23.50
3GPP Rel 8	DC-HSDPA Subtest-2	22.75	22.71	22.51	23.50	22.69	22.78	22.69	23.50	22.76	22.98	22.92	23.50
3GPP Rel 8	DC-HSDPA Subtest-3	22.38	22.25	22.15	23.00	22.25	22.25	22.25	23.00	22.19	22.44	22.42	23.00
3GPP Rel 8	DC-HSDPA Subtest-4	22.21	22.18	22.13	23.00	22.27	22.18	22.22	23.00	22.28	22.55	22.44	23.00
3GPP Rel 6	HSUPA Subtest-1	22.76	22.73	22.27	23.50	22.45	22.36	22.51	23.50	22.10	22.54	22.27	23.50
3GPP Rel 6	HSUPA Subtest-2	20.82	20.77	20.33	21.50	20.47	20.38	20.55	21.50	20.19	20.47	20.27	21.50
3GPP Rel 6	HSUPA Subtest-3	21.77	21.75	21.24	22.50	21.46	21.47	21.50	22.50	21.20	21.54	21.30	22.50
3GPP Rel 6	HSUPA Subtest-4	20.79	20.77	20.30	21.50	20.52	20.49	20.51	21.50	20.21	20.50	20.27	21.50
3GPP Rel 6	HSUPA Subtest-5	22.80	22.80	22.30	23.50	22.50	22.40	22.40	23.50	22.20	22.50	22.30	23.50



<Reduced Power Mode for Hotspot On/P-Sensor On>

Band		WCDMA Band II			Tune-up Limit (dBm)	WCDMA Band IV			Tune-up Limit (dBm)	WCDMA Band V			Tune-up Limit (dBm)
Tx Channel		9262	9400	9538		1312	1413	1513		4132	4182	4233	
Rx Channel		9662	9800	9938		1537	1638	1738		4357	4407	4458	
Frequency (MHz)		1852.4	1880	1907.6		1712.4	1732.6	1752.6		826.4	836.4	846.6	
3GPP Rel 99	AMR 12.2Kbps	15.44	15.61	15.68	16.00	15.69	15.61	16.50	16.50	20.07	20.05	20.01	20.50
3GPP Rel 99	RMC 12.2Kbps	15.45	15.63	15.72	16.00	15.69	15.61	15.67	16.50	20.09	20.05	20.03	20.50
3GPP Rel 6	HSDPA Subtest-1	14.36	14.59	14.69	15.00	14.59	14.64	14.62	15.50	18.96	19.03	19.08	19.50
3GPP Rel 6	HSDPA Subtest-2	14.46	14.62	14.70	15.00	14.61	14.64	14.68	15.50	18.93	19.07	19.07	19.50
3GPP Rel 6	HSDPA Subtest-3	13.93	14.12	14.14	14.50	14.11	14.15	14.17	15.00	18.41	18.57	18.58	19.00
3GPP Rel 6	HSDPA Subtest-4	13.92	14.12	14.18	14.50	14.09	14.14	14.16	15.00	18.38	18.56	18.54	19.00
3GPP Rel 8	DC-HSDPA Subtest-1	14.52	14.68	14.68	15.00	14.51	14.61	14.65	15.50	18.93	19.01	19.05	19.50
3GPP Rel 8	DC-HSDPA Subtest-2	14.42	14.38	14.80	15.00	14.65	14.58	14.60	15.50	18.95	18.98	18.98	19.50
3GPP Rel 8	DC-HSDPA Subtest-3	13.81	14.02	14.08	14.50	14.18	14.12	14.08	15.00	18.35	18.47	18.56	19.00
3GPP Rel 8	DC-HSDPA Subtest-4	13.89	14.10	14.21	14.50	14.06	14.08	14.12	15.00	18.31	18.50	18.51	19.00
3GPP Rel 6	HSUPA Subtest-1	14.31	14.32	14.35	15.00	14.62	14.62	14.71	15.50	19.09	19.22	19.02	19.50
3GPP Rel 6	HSUPA Subtest-2	12.51	12.57	12.64	13.00	12.73	12.67	12.75	13.50	17.10	17.28	17.11	17.50
3GPP Rel 6	HSUPA Subtest-3	13.71	13.68	13.65	14.00	13.78	13.68	13.85	14.50	18.07	18.20	18.11	18.50
3GPP Rel 6	HSUPA Subtest-4	12.38	12.60	12.64	13.00	12.69	12.71	12.68	13.50	17.08	17.26	17.13	17.50
3GPP Rel 6	HSUPA Subtest-5	14.56	14.60	14.70	15.00	14.60	14.70	14.71	15.50	19.00	19.20	19.10	19.50

<Reduced Power Mode for Product Specific 10g SAR>

Band		WCDMA Band II			Tune-up Limit (dBm)	WCDMA Band IV			Tune-up Limit (dBm)
Tx Channel		9262	9400	9538		1312	1413	1513	
Rx Channel		9662	9800	9938		1537	1638	1738	
Frequency (MHz)		1852.4	1880	1907.6		1712.4	1732.6	1752.6	
3GPP Rel 99	AMR 12.2Kbps	21.18	21.40	21.43	21.50	20.23	20.21	20.22	20.50
3GPP Rel 99	RMC 12.2Kbps	21.23	21.42	21.47	21.50	20.26	20.22	20.23	20.50
3GPP Rel 6	HSDPA Subtest-1	20.47	20.47	20.27	21.00	19.23	19.25	19.32	20.00
3GPP Rel 6	HSDPA Subtest-2	20.49	20.43	20.25	21.00	19.22	19.25	19.36	20.00
3GPP Rel 6	HSDPA Subtest-3	19.86	19.96	19.76	20.50	18.69	18.75	18.81	19.50
3GPP Rel 6	HSDPA Subtest-4	19.82	19.92	19.77	20.50	18.71	18.74	18.86	19.50
3GPP Rel 8	DC-HSDPA Subtest-1	20.38	20.41	20.31	21.00	19.21	19.23	19.31	20.00
3GPP Rel 8	DC-HSDPA Subtest-2	20.41	20.42	20.28	21.00	19.21	19.28	19.28	20.00
3GPP Rel 8	DC-HSDPA Subtest-3	19.87	19.86	19.88	20.50	18.63	18.71	18.72	19.50
3GPP Rel 8	DC-HSDPA Subtest-4	19.91	19.89	19.89	20.50	18.63	18.65	18.79	19.50
3GPP Rel 6	HSUPA Subtest-1	20.54	20.42	20.51	21.00	19.16	19.16	19.21	20.00
3GPP Rel 6	HSUPA Subtest-2	18.56	18.51	18.48	19.00	17.17	17.17	17.22	18.00
3GPP Rel 6	HSUPA Subtest-3	19.59	19.36	19.51	20.00	18.21	18.12	18.18	19.00
3GPP Rel 6	HSUPA Subtest-4	18.57	18.48	18.41	19.00	17.19	17.16	17.23	18.00
3GPP Rel 6	HSUPA Subtest-5	20.51	20.48	20.32	21.00	19.20	19.20	19.20	20.00



<CDMA2000 Conducted Power>

General Note:

1. Per KDB 941225 D01v03r01, SAR for head exposure is measured in RC3 with the handset configured to transmit at full rate in SO55.
2. Per KDB 941225 D01v03r01, in Hotspot mode EUT is treated as data device and SAR is tested with Ev-Do Rev 0 (RTAP 153.6kbps) as the primary mode.
3. Per KDB 941225 D01v03r01, for Body-worn accessory SAR is measured in RC3 with the handset configured in TDSO/SO32 to transmit at full rate on FCH only with all other code channels disabled. The body-worn accessory procedures in KDB Publication 447498 are applied. The 3G SAR test reduction procedure is applied to the multiple code channel configuration (FCH+SCH), with FCH only as the primary mode.

<Full Power Mode>

Band	CDMA2000 BC0			Tune-up Limit (dBm)	CDMA2000 BC1			Tune-up Limit (dBm)	CDMA2000 BC10			Tune-up Limit (dBm)
	Tx Channel	1013	384		777	25	600		1175	476	580	
Frequency (MHz)	824.7	836.52	848.31		1851.25	1880	1908.75		817.9	820.5	823.1	
RC1 SO55	23.71	23.81	23.75	24.50	23.87	23.84	23.78	24.50	23.98	24.03	23.97	24.50
RC3 SO55	23.67	23.84	23.66	24.50	23.94	23.95	23.86	24.50	23.95	24.07	23.92	24.50
RC3 SO32 (F+SCH)	23.67	23.80	23.71	24.50	23.85	23.87	23.78	24.50	23.97	23.99	23.93	24.50
RC3 SO32 (+SCH)	23.72	23.79	23.62	24.50	23.82	23.83	23.81	24.50	23.96	24.02	23.94	24.50
RTAP 153.6Kbps	23.75	23.83	23.67	24.50	23.68	23.71	23.70	24.50	23.91	23.93	23.90	24.50
RETAP 4096Bits	23.78	23.83	23.77	24.50	23.68	23.71	23.72	24.50	24.01	24.05	24.01	24.50

<Reduced Power Mode for Hotspot On/P-Sensor On>

Band	CDMA2000 BC0			Tune-up Limit (dBm)	CDMA2000 BC1			Tune-up Limit (dBm)	CDMA2000 BC10			Tune-up Limit (dBm)
	Tx Channel	1013	384		777	25	600		1175	476	580	
Frequency (MHz)	824.7	836.52	848.31		1851.25	1880	1908.75		817.9	820.5	823.1	
RC1 SO55	20.72	20.73	20.67	21.50	15.74	15.94	15.68	16.50	20.94	21.04	20.92	21.50
RC3 SO55	20.67	20.68	20.65	21.50	15.64	15.92	15.61	16.50	20.85	20.91	20.91	21.50
RC3 SO32 (F+SCH)	20.68	20.71	20.66	21.50	15.68	15.88	15.68	16.50	20.87	20.98	20.89	21.50
RC3 SO32 (+SCH)	20.65	20.71	20.61	21.50	15.69	15.87	15.67	16.50	20.88	20.85	20.88	21.50
RTAP 153.6Kbps	20.58	20.68	20.61	21.50	15.65	15.81	15.68	16.50	20.91	20.95	20.92	21.50
RETAP 4096Bits	20.55	20.71	20.66	21.50	15.68	15.91	15.71	16.50	20.89	20.95	20.91	21.50

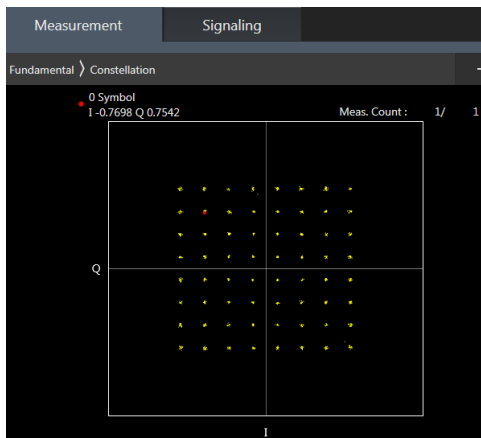
<Reduced Power Mode for Product Specific 10g SAR>

Band	CDMA2000 BC1			Tune-up Limit (dBm)
Tx Channel	25	600	1175	
Frequency (MHz)	1851.25	1880	1908.75	
RC1 SO55	20.71	20.85	20.69	21.50
RC3 SO55	20.85	20.97	20.75	21.50
RC3 SO32 (F+SCH)	20.83	20.95	20.81	21.50
RC3 SO32 (+SCH)	20.91	20.92	20.93	21.50
RTAP 153.6Kbps	20.91	20.95	20.92	21.50
RETAP 4096Bits	20.89	20.96	20.85	21.50

<LTE Conducted Power>

General Note:

1. Anritsu MT8820C base station simulator was used to setup the connection with EUT; the frequency band, channel bandwidth, RB allocation configuration, modulation type are set in the base station simulator to configure EUT transmitting at maximum power and at different configurations which are requested to be reported to FCC, for conducted power measurement and SAR testing.
2. Per KDB 941225 D05v02r05, when a properly configured base station simulator is used for the SAR and power measurements, spectrum plots for each RB allocation and offset configuration is not required.
3. Per KDB 941225 D05v02r05, start with the largest channel bandwidth and measure SAR for QPSK with 1 RB allocation, using the RB offset and required test channel combination with the highest maximum output power for RB offsets at the upper edge, middle and lower edge of each required test channel.
4. Per KDB 941225 D05v02r05, 50% RB allocation for QPSK SAR testing follows 1RB QPSK allocation procedure.
5. Per KDB 941225 D05v02r05, For QPSK with 100% RB allocation, SAR is not required when the highest maximum output power for 100 % RB allocation is less than the highest maximum output power in 50% and 1 RB allocations and the highest reported SAR for 1 RB and 50% RB allocation are ≤ 0.8 W/kg. Otherwise, SAR is measured for the highest output power channel; and if the reported SAR is > 1.45 W/kg, the remaining required test channels must also be tested.
6. Per KDB 941225 D05v02r05, 16QAM/64QAM output power for each RB allocation configuration is $>$ not $\frac{1}{2}$ dB higher than the same configuration in QPSK and the reported SAR for the QPSK configuration is ≤ 1.45 W/kg; Per KDB 941225 D05v02r05, 16QAM/64QAM SAR testing is not required.
7. Per KDB 941225 D05v02r05, Smaller bandwidth output power for each RB allocation configuration is $>$ not $\frac{1}{2}$ dB higher than the same configuration in the largest supported bandwidth, and the reported SAR for the largest supported bandwidth is ≤ 1.45 W/kg; Per KDB 941225 D05v02r05, smaller bandwidth SAR testing is not required.
8. For LTE B4 / B5 / B12 / B17 / B26 / B38 the maximum bandwidth does not support three non-overlapping channels, per KDB 941225 D05v02r05, when a device supports overlapping channel assignment in a channel bandwidth configuration, the middle channel of the group of overlapping channels should be selected for testing.
9. LTE band 17 / 2 / 5 / 38 / 4 SAR test was covered by Band 12 / 25 / 26 / 41 / 66; according to April 2015 TCB workshop, SAR test for overlapping LTE bands can be reduced if
 - a. the maximum output power, including tolerance, for the smaller band is \leq the larger band to qualify for the SAR test exclusion
 - b. the channel bandwidth and other operating parameters for the smaller band are fully supported by the larger band
10. According to 2017 TCB workshop, for 64QAM and 16QAM should be verified by checking the signal constellation with a call box to avoid incorrect maximum power levels due to MPR and other requirements associated with signal modulation, and the following figure is taken from the "Fundamental Measurement >> Modulation Analysis >> constellation" mode of the device connect to the MT8821C base station, therefore, the device 64QAM and 16QAM signal modulation are correct.



64QAM



16QAM



<Full Power Mode>

<LTE Band 2>

BW [MHz]	Modulation	RB Size	RB Offset	Power Low Ch. / Freq.	Power Middle Ch. / Freq.	Power High Ch. / Freq.	Tune-up limit (dBm)	MPR (dB)
Channel				18700	18900	19100		
Frequency (MHz)				1860	1880	1900		
20	QPSK	1	0	23.31	23.6	23.5	24	0
20	QPSK	1	49	23.53	23.05	23.06		
20	QPSK	1	99	23.33	23.44	23.44		
20	QPSK	50	0	22.18	22.26	22.22	23	1
20	QPSK	50	24	21.97	22.11	22.09		
20	QPSK	50	50	22.13	22.16	22.21		
20	QPSK	100	0	22.22	22.33	22.28		
20	16QAM	1	0	22.5	22.74	22.64	23	1
20	16QAM	1	49	22.24	22.3	22.31		
20	16QAM	1	99	22.39	22.7	22.63		
20	16QAM	50	0	21.19	21.13	21.24	22	2
20	16QAM	50	24	21.05	21.14	21.04		
20	16QAM	50	50	21.05	21.17	21.24		
20	16QAM	100	0	21.17	21.2	21.3		
20	64QAM	1	0	21.68	21.72	21.15	22	2
20	64QAM	1	49	21.32	21.38	21.15		
20	64QAM	1	99	21.53	21.35	21.35		
20	64QAM	50	0	20.38	20.16	20.25	21	3
20	64QAM	50	24	20.21	20.18	20.21		
20	64QAM	50	50	20.18	20.15	20.35		
20	64QAM	100	0	20.24	20.16	20.15		
Channel				18675	18900	19125	Tune-up limit (dBm)	MPR (dB)
Frequency (MHz)				1857.5	1880	1902.5		
15	QPSK	1	0	23.4	23.32	23.15	24	0
15	QPSK	1	37	23.15	22.96	22.93		
15	QPSK	1	74	23.16	23.49	23.47		
15	QPSK	36	0	22.04	22.45	22.28	23	1
15	QPSK	36	20	22.01	22.13	22.06		
15	QPSK	36	39	22.13	22.23	22.2		
15	QPSK	75	0	22.02	22.18	22.15		
15	16QAM	1	0	22.57	22.82	22.6	23	1
15	16QAM	1	37	22.29	22.34	22.36		
15	16QAM	1	74	22.24	22.73	22.76		
15	16QAM	36	0	21.11	21.17	21.2	22	2
15	16QAM	36	20	21.03	21.1	21.11		
15	16QAM	36	39	21.11	21.2	21.17		
15	16QAM	75	0	21.14	21.18	21.21		
15	64QAM	1	0	21.37	21.31	20.67	22	2
15	64QAM	1	37	20.69	20.43	20.73		
15	64QAM	1	74	21.28	21.32	20.87		
15	64QAM	36	0	19.81	19.68	19.33	21	3
15	64QAM	36	20	19.7	19.46	19.35		
15	64QAM	36	39	19.65	19.52	19.41		
15	64QAM	75	0	19.79	19.55	19.39		



Channel				18650	18900	19150	Tune-up limit (dBm)	MPR (dB)
Frequency (MHz)				1855	1880	1905		
10	QPSK	1	0	23.56	23.46	23.12	24	0
10	QPSK	1	25	23	23.12	23.09		
10	QPSK	1	49	23.55	23.5	23.44		
10	QPSK	25	0	22.07	22.21	22.26	23	1
10	QPSK	25	12	22.06	22.24	22.21		
10	QPSK	25	25	22.09	22.2	22.32		
10	QPSK	50	0	22.14	22.29	22.25	23	1
10	16QAM	1	0	22.54	22.71	22.61		
10	16QAM	1	25	22.19	22.32	22.34		
10	16QAM	1	49	22.6	22.73	22.66	22	2
10	16QAM	25	0	21.11	21.2	21.26		
10	16QAM	25	12	21.1	21.21	21.26		
10	16QAM	25	25	21.09	21.15	21.33	22	2
10	16QAM	50	0	21.18	21.29	21.29		
10	64QAM	1	0	20.26	20.05	20.13		
10	64QAM	1	25	21.05	21.18	20.8	22	2
10	64QAM	1	49	21.73	21.46	21.55		
10	64QAM	25	0	20.35	20.09	19.91		
10	64QAM	25	12	20.24	19.96	19.83	21	3
10	64QAM	25	25	20.29	20.09	19.79		
10	64QAM	50	0	20.25	20.08	19.85		
Channel				18625	18900	19175	Tune-up limit (dBm)	MPR (dB)
Frequency (MHz)				1852.5	1880	1907.5		
5	QPSK	1	0	23.05	23.1	22.95	24	0
5	QPSK	1	12	22.89	22.99	23.1		
5	QPSK	1	24	22.88	23.14	23.23		
5	QPSK	12	0	22.04	22.23	22.11	23	1
5	QPSK	12	7	22.02	22.12	22.03		
5	QPSK	12	13	21.95	22.11	22.1		
5	QPSK	25	0	22.05	22.16	22.16	23	1
5	16QAM	1	0	22.39	22.6	22.53		
5	16QAM	1	12	22.26	22.33	22.38		
5	16QAM	1	24	22.19	22.31	22.36	22	2
5	16QAM	12	0	21.06	21.18	21.19		
5	16QAM	12	7	21.05	21.16	21.06		
5	16QAM	12	13	21	21.1	21.09	22	2
5	16QAM	25	0	20.98	21.15	21.16		
5	64QAM	1	0	20.58	20.37	20.14		
5	64QAM	1	12	20.97	20.93	20.49	22	2
5	64QAM	1	24	21.97	21.74	21.48		
5	64QAM	12	0	20.8	20.58	20.37		
5	64QAM	12	7	20.72	20.46	20.17	21	3
5	64QAM	12	13	20.73	20.37	20.1		
5	64QAM	25	0	20.72	20.47	20.18		



Channel				18615	18900	19185	Tune-up limit (dBm)	MPR (dB)
Frequency (MHz)				1851.5	1880	1908.5		
3	QPSK	1	0	22.89	23.01	23.1	24	0
3	QPSK	1	8	23.05	23.08	23.13		
3	QPSK	1	14	22.98	23.08	23.06		
3	QPSK	8	0	22	22.17	22.13	23	1
3	QPSK	8	4	21.97	22.13	22.14		
3	QPSK	8	7	21.94	22.08	22.11		
3	QPSK	15	0	21.95	22.12	22.14		
3	16QAM	1	0	22.22	22.5	22.42	23	1
3	16QAM	1	8	22.32	22.28	22.4		
3	16QAM	1	14	22.17	22.33	22.71		
3	16QAM	8	0	21	21.24	21.17	22	2
3	16QAM	8	4	21.01	21.19	21.16		
3	16QAM	8	7	20.96	21.14	21.14		
3	16QAM	15	0	20.94	21.13	21.1		
3	64QAM	1	0	20.3	20.23	20.21	22	2
3	64QAM	1	8	20.67	20.85	20.58		
3	64QAM	1	14	21.89	21.67	21.6		
3	64QAM	8	0	20.77	20.5	20.21	21	3
3	64QAM	8	4	20.74	20.48	20.18		
3	64QAM	8	7	20.59	20.36	20.03		
3	64QAM	15	0	20.7	20.48	20.21		
Channel				18607	18900	19193	Tune-up limit (dBm)	MPR (dB)
Frequency (MHz)				1850.7	1880	1909.3		
1.4	QPSK	1	0	22.93	23.05	22.88	24	0
1.4	QPSK	1	3	22.92	23.1	23.05		
1.4	QPSK	1	5	22.81	23	23.05		
1.4	QPSK	3	0	22.9	23.05	23		
1.4	QPSK	3	1	22.94	23.06	23.1		
1.4	QPSK	3	3	22.95	23.1	23.09	23	1
1.4	16QAM	1	0	22.24	22.35	22.54	23	1
1.4	16QAM	1	3	22.26	22.47	22.32		
1.4	16QAM	1	5	22.24	22.3	22.36		
1.4	16QAM	3	0	21.96	22.06	22.06		
1.4	16QAM	3	1	21.96	22.14	22.16		
1.4	16QAM	3	3	21.98	22.15	22.18		
1.4	16QAM	6	0	21	21.16	21.09	22	2
1.4	64QAM	1	0	20.58	20.37	20.14	22	2
1.4	64QAM	1	3	20.97	20.93	20.49		
1.4	64QAM	1	5	21.97	21.74	21.48		
1.4	64QAM	3	0	20.8	20.58	20.37		
1.4	64QAM	3	1	20.72	20.46	20.17		
1.4	64QAM	3	3	20.73	20.37	20.1		
1.4	64QAM	6	0	20.72	20.47	20.18	21	3



<LTE Band 4>

BW [MHz]	Modulation	RB Size	RB Offset	Power Low Ch. / Freq.	Power Middle Ch. / Freq.	Power High Ch. / Freq.	Tune-up limit (dBm)
Channel				20050	20175	20300	
Frequency (MHz)				1720	1732.5	1745	
20	QPSK	1	0	23.39	23.49	23.11	
20	QPSK	1	49	23.74	23.15	23.15	24
20	QPSK	1	99	23.27	23.11	23.1	
20	QPSK	50	0	22.37	22.29	22.14	
20	QPSK	50	24	22.26	22.23	22.04	23
20	QPSK	50	50	22.18	22.24	21.9	
20	QPSK	100	0	22.31	22.16	22.18	
20	16QAM	1	0	22.5	22.58	22.39	23
20	16QAM	1	49	22.34	22.42	22.14	
20	16QAM	1	99	22.36	22.34	22.17	
20	16QAM	50	0	21.4	21.25	21.19	22
20	16QAM	50	24	21.3	21.2	21.05	
20	16QAM	50	50	21.21	21.1	21	
20	16QAM	100	0	21.3	21.24	21.04	22
20	64QAM	1	0	20.69	20.33	20.58	
20	64QAM	1	49	20.39	20.6	20.43	
20	64QAM	1	99	20.6	20.69	20.4	21
20	64QAM	50	0	19.41	19.5	19.34	
20	64QAM	50	24	19.42	19.47	19.24	
20	64QAM	50	50	19.25	19.31	19.1	21
20	64QAM	100	0	19.29	19.32	19.29	
Channel				20025	20175	20325	
Frequency (MHz)				1717.5	1732.5	1747.5	
15	QPSK	1	0	23.15	22.98	22.86	
15	QPSK	1	37	23.09	22.98	22.74	24
15	QPSK	1	74	23.15	23.07	22.83	
15	QPSK	36	0	22.39	22.3	22.1	
15	QPSK	36	20	22.34	22.25	22.02	23
15	QPSK	36	39	22.25	22.18	21.89	
15	QPSK	75	0	22.28	22.25	21.98	
15	16QAM	1	0	22.58	22.62	22.4	23
15	16QAM	1	37	22.32	22.34	22.05	
15	16QAM	1	74	22.48	22.35	22.2	
15	16QAM	36	0	21.42	21.36	21.13	22
15	16QAM	36	20	21.3	21.22	20.98	
15	16QAM	36	39	21.26	21.17	20.86	
15	16QAM	75	0	21.34	21.2	20.99	22
15	64QAM	1	0	20.91	20.77	20.55	
15	64QAM	1	37	20.15	20.41	20.1	
15	64QAM	1	74	20.57	20.47	20.41	21
15	64QAM	36	0	19.48	19.53	19.37	
15	64QAM	36	20	19.4	19.43	19.19	
15	64QAM	36	39	19.25	19.3	19.13	21
15	64QAM	75	0	19.31	19.36	19.26	



Channel				20000	20175	20350	Tune-up limit (dBm)
Frequency (MHz)				1715	1732.5	1750	
10	QPSK	1	0	23.5	23.45	23.15	24
10	QPSK	1	25	23.34	22.86	23.07	
10	QPSK	1	49	23.54	23.48	23.63	
10	QPSK	25	0	22.16	22.08	22.12	23
10	QPSK	25	12	22.13	22	22.06	
10	QPSK	25	25	22.21	22	22.11	
10	QPSK	50	0	22.18	21.97	22.15	23
10	16QAM	1	0	22.62	22.56	22.54	
10	16QAM	1	25	22.34	22.23	22.3	
10	16QAM	1	49	22.67	22.64	22.72	22
10	16QAM	25	0	21.19	21.04	21.17	
10	16QAM	25	12	21.14	21.03	21.05	
10	16QAM	25	25	21.16	20.99	21.18	22
10	16QAM	50	0	21.19	21.16	21.16	
10	64QAM	1	0	20.91	20.83	20.77	
10	64QAM	1	25	20.63	20.66	20.54	22
10	64QAM	1	49	21.56	21.59	21.39	
10	64QAM	25	0	20.13	20.06	19.97	
10	64QAM	25	12	19.99	19.99	19.8	21
10	64QAM	25	25	20.17	20.04	19.93	
10	64QAM	50	0	20.02	19.98	19.88	
Channel				19975	20175	20375	Tune-up limit (dBm)
Frequency (MHz)				1712.5	1732.5	1752.5	
5	QPSK	1	0	22.57	22.88	22.53	24
5	QPSK	1	12	23.04	22.87	23.03	
5	QPSK	1	24	23.01	22.89	23.01	
5	QPSK	12	0	22.07	22.02	21.98	23
5	QPSK	12	7	22.04	21.95	21.98	
5	QPSK	12	13	22.02	21.92	22.04	
5	QPSK	25	0	22.05	21.96	22.13	23
5	16QAM	1	0	22.71	22.34	22.4	
5	16QAM	1	12	22.18	22.14	22.26	
5	16QAM	1	24	22.28	22.26	22.3	22
5	16QAM	12	0	21.09	21.06	21.1	
5	16QAM	12	7	21.09	20.99	21.03	
5	16QAM	12	13	21.09	20.99	21.1	22
5	16QAM	25	0	21.09	20.97	21.09	
5	64QAM	1	0	20.7	20.64	20.56	
5	64QAM	1	12	20.13	20.15	20.1	22
5	64QAM	1	24	21.01	20.95	20.83	
5	64QAM	12	0	20.11	19.97	19.9	
5	64QAM	12	7	20.05	20.02	19.88	21
5	64QAM	12	13	19.98	19.88	19.74	
5	64QAM	25	0	20.03	19.87	19.86	



Channel				19965	20175	20385	Tune-up limit (dBm)
Frequency (MHz)				1711.5	1732.5	1753.5	
3	QPSK	1	0	22.93	22.86	22.75	24
3	QPSK	1	8	22.97	22.92	23.11	
3	QPSK	1	14	23.12	22.89	22.92	
3	QPSK	8	0	22.09	21.93	22.06	23
3	QPSK	8	4	22.11	21.95	22.06	
3	QPSK	8	7	22.03	21.92	21.97	
3	QPSK	15	0	22.04	21.91	22.02	
3	16QAM	1	0	22.2	22.24	22.42	23
3	16QAM	1	8	22.13	22.18	22.38	
3	16QAM	1	14	22.53	22.26	22.24	
3	16QAM	8	0	21.1	21.04	21.17	22
3	16QAM	8	4	21.1	21.05	21.12	
3	16QAM	8	7	21.07	21.02	21.11	
3	16QAM	15	0	21.07	21	21.08	
3	64QAM	1	0	20.57	20.47	20.54	22
3	64QAM	1	8	20.22	20.25	20.09	
3	64QAM	1	14	21.16	21.28	20.89	
3	64QAM	8	0	20.03	20.02	19.88	21
3	64QAM	8	4	19.98	19.88	19.8	
3	64QAM	8	7	19.94	19.89	19.7	
3	64QAM	15	0	19.88	19.89	19.76	
Channel				19957	20175	20393	Tune-up limit (dBm)
Frequency (MHz)				1710.7	1732.5	1754.3	
1.4	QPSK	1	0	23.01	22.72	22.99	24
1.4	QPSK	1	3	22.94	22.85	23.07	
1.4	QPSK	1	5	22.89	22.88	22.95	
1.4	QPSK	3	0	22.96	22.9	22.94	
1.4	QPSK	3	1	23.12	22.95	23	
1.4	QPSK	3	3	23.04	22.9	23.01	
1.4	QPSK	6	0	21.97	21.88	22.01	23
1.4	16QAM	1	0	22.15	22.2	22.25	23
1.4	16QAM	1	3	22.75	22.28	22.46	
1.4	16QAM	1	5	22.37	22.17	22.5	
1.4	16QAM	3	0	22.05	22	22.03	
1.4	16QAM	3	1	21.99	22	22.04	
1.4	16QAM	3	3	22.02	21.97	22.06	
1.4	16QAM	6	0	21.14	20.94	21.08	22
1.4	64QAM	1	0	20.56	20.45	20.3	22
1.4	64QAM	1	3	20.16	20	20.04	
1.4	64QAM	1	5	21.05	21.11	20.85	
1.4	64QAM	3	0	21.21	21.13	20.79	
1.4	64QAM	3	1	21.07	21.2	20.79	
1.4	64QAM	3	3	21.15	20.9	20.78	
1.4	64QAM	6	0	19.98	19.83	19.75	21



<LTE Band 5>

BW [MHz]	Modulation	RB Size	RB Offset	Power Low Ch. / Freq.	Power Middle Ch. / Freq.	Power High Ch. / Freq.	Tune-up limit (dBm)	MPR (dB)
Channel				20450	20525	20600		
Frequency (MHz)				829	836.5	844		
10	QPSK	1	0	23.18	23.12	23.35	24	0
10	QPSK	1	25	23.34	23.19	23.53		
10	QPSK	1	49	23.66	23.56	23.69		
10	QPSK	25	0	22.41	22.29	22.39	23	1
10	QPSK	25	12	22.45	22.34	22.31		
10	QPSK	25	25	22.5	22.34	22.54		
10	QPSK	50	0	22.45	22.39	22.4		
10	16QAM	1	0	22.78	22.69	22.83	23	1
10	16QAM	1	25	22.73	22.6	22.53		
10	16QAM	1	49	22.97	22.84	22.79		
10	16QAM	25	0	21.44	21.3	21.43	22	2
10	16QAM	25	12	21.48	21.33	21.39		
10	16QAM	25	25	21.45	21.33	21.42		
10	16QAM	50	0	21.49	21.48	21.4		
10	64QAM	1	0	20.57	20.64	20.63	22	2
10	64QAM	1	25	20.5	20.98	20.41		
10	64QAM	1	49	21.53	21.53	21.46		
10	64QAM	25	0	20.17	20.11	20.15	21	3
10	64QAM	25	12	20.17	20.06	20.09		
10	64QAM	25	25	20.22	20.07	20.15		
10	64QAM	50	0	20.29	20.19	20.17		
Channel				20425	20525	20625	Tune-up limit (dBm)	MPR (dB)
Frequency (MHz)				826.5	836.5	846.5		
5	QPSK	1	0	22.9	22.98	23.05	24	0
5	QPSK	1	12	23.04	23.14	23.2		
5	QPSK	1	24	23.26	23.18	23.39		
5	QPSK	12	0	22.41	22.28	22.38	23	1
5	QPSK	12	7	22.31	22.18	22.36		
5	QPSK	12	13	22.33	22.1	22.32		
5	QPSK	25	0	22.42	22.19	22.34		
5	16QAM	1	0	22.61	22.55	22.57	23	1
5	16QAM	1	12	22.67	22.44	22.55		
5	16QAM	1	24	22.62	22.5	22.51		
5	16QAM	12	0	21.4	21.26	21.36	22	2
5	16QAM	12	7	21.35	21.26	21.35		
5	16QAM	12	13	21.31	21.15	21.33		
5	16QAM	25	0	21.32	21.3	21.39		
5	64QAM	1	0	20.39	20.48	20.56	22	2
5	64QAM	1	12	20.06	20.06	20.34		
5	64QAM	1	24	20.91	21.16	21.14		
5	64QAM	12	0	20.15	19.92	19.99	21	3
5	64QAM	12	7	20.14	19.91	20.12		
5	64QAM	12	13	20.07	19.77	20.14		
5	64QAM	25	0	19.99	19.99	20.16		



Channel				20415	20525	20635	Tune-up limit (dBm)	MPR (dB)
Frequency (MHz)				825.5	836.5	847.5		
3	QPSK	1	0	22.86	22.84	22.76	24	0
3	QPSK	1	8	23.37	23.24	23.21		
3	QPSK	1	14	23.24	23.12	23.15		
3	QPSK	8	0	22.24	22.17	22.24	23	1
3	QPSK	8	4	22.28	22.21	22.22		
3	QPSK	8	7	22.27	22.06	22.22		
3	QPSK	15	0	22.3	22.22	22.25		
3	16QAM	1	0	22.52	22.51	22.66	23	1
3	16QAM	1	8	22.65	22.51	22.39		
3	16QAM	1	14	22.52	22.38	22.4		
3	16QAM	8	0	21.33	21.22	21.26	22	2
3	16QAM	8	4	21.43	21.24	21.29		
3	16QAM	8	7	21.35	21.17	21.31		
3	16QAM	15	0	21.34	21.18	21.22		
3	64QAM	1	0	20.51	20.4	20.57	22	2
3	64QAM	1	8	20.14	20.17	20.15		
3	64QAM	1	14	21.16	21.07	21.06		
3	64QAM	8	0	20.05	19.93	20.13	21	3
3	64QAM	8	4	20.02	19.92	20.16		
3	64QAM	8	7	20.06	19.84	20.04		
3	64QAM	15	0	20.1	19.86	19.97		
Channel				20407	20525	20643	Tune-up limit (dBm)	MPR (dB)
Frequency (MHz)				824.7	836.5	848.3		
1.4	QPSK	1	0	23.26	23.46	23.48	24	0
1.4	QPSK	1	3	23.29	23.13	23.16		
1.4	QPSK	1	5	23.19	23.03	23.14		
1.4	QPSK	3	0	23.25	23.19	23.3		
1.4	QPSK	3	1	23.27	23.24	23.2		
1.4	QPSK	3	3	23.29	23.17	23.27		
1.4	QPSK	6	0	22.23	22.16	22.18	23	1
1.4	16QAM	1	0	22.53	22.39	22.45	23	1
1.4	16QAM	1	3	22.55	22.35	22.54		
1.4	16QAM	1	5	22.45	22.29	22.46		
1.4	16QAM	3	0	22.27	22.18	22.2		
1.4	16QAM	3	1	22.32	22.21	22.21		
1.4	16QAM	3	3	22.26	22.25	22.23		
1.4	16QAM	6	0	21.26	21.18	21.29	22	2
1.4	64QAM	1	0	20.55	20.47	20.49	22	2
1.4	64QAM	1	3	20.97	20.78	21.03		
1.4	64QAM	1	5	21.14	20.98	21.16		
1.4	64QAM	3	0	21.06	20.93	21.1		
1.4	64QAM	3	1	21.06	20.95	21.15		
1.4	64QAM	3	3	21.16	20.98	21.11		
1.4	64QAM	6	0	20.05	19.8	20.07	21	3



<LTE Band 7>

BW [MHz]	Modulation	RB Size	RB Offset	Power Low Ch. / Freq.	Power Middle Ch. / Freq.	Power High Ch. / Freq.	Tune-up limit (dBm)	MPR (dB)
Channel				20850	21100	21350		
Frequency (MHz)				2510	2535	2560		
20	QPSK	1	0	23.16	23.21	23.19	24.5	0
20	QPSK	1	49	23.88	23.85	23.59		
20	QPSK	1	99	24.21	24.20	24.04		
20	QPSK	50	0	23.04	22.91	22.82	23.5	1
20	QPSK	50	24	22.97	22.83	22.73		
20	QPSK	50	50	22.92	22.84	22.75		
20	QPSK	100	0	23.00	22.91	22.77	23.5	1
20	16QAM	1	0	23.34	23.26	23.28		
20	16QAM	1	49	23.21	23.08	23.00		
20	16QAM	1	99	23.23	23.30	22.98	22.5	2
20	16QAM	50	0	22.01	21.92	21.80		
20	16QAM	50	24	21.96	21.93	21.73		
20	16QAM	50	50	21.99	21.89	21.80	22.5	2
20	16QAM	100	0	21.99	21.88	21.81		
20	64QAM	1	0	21.15	21.13	21.25		
20	64QAM	1	49	21.35	21.25	21.19	22.5	2
20	64QAM	1	99	21.83	22.01	21.97		
20	64QAM	50	0	20.86	20.67	20.67		
20	64QAM	50	24	20.83	20.63	20.70	21.5	3
20	64QAM	50	50	20.67	20.68	20.61		
20	64QAM	100	0	20.67	20.65	20.71		
Channel				20825	21100	21375	Tune-up limit (dBm)	MPR (dB)
Frequency (MHz)				2507.5	2535	2562.5		
15	QPSK	1	0	23.89	23.57	23.75	24.5	0
15	QPSK	1	37	23.80	23.83	23.58		
15	QPSK	1	74	23.89	23.78	23.90		
15	QPSK	36	0	22.88	22.86	22.73	23.5	1
15	QPSK	36	20	22.88	22.79	22.71		
15	QPSK	36	39	22.85	22.82	22.70		
15	QPSK	75	0	22.87	22.76	22.74	23.5	1
15	16QAM	1	0	23.09	23.07	23.05		
15	16QAM	1	37	23.11	23.00	22.89		
15	16QAM	1	74	23.21	23.14	23.01	22.5	2
15	16QAM	36	0	21.92	21.85	21.79		
15	16QAM	36	20	21.86	21.83	21.78		
15	16QAM	36	39	21.88	21.84	21.76	22.5	2
15	16QAM	75	0	21.87	21.85	21.74		
15	64QAM	1	0	21.02	21.04	21.05		
15	64QAM	1	37	20.62	20.61	20.59	22.5	2
15	64QAM	1	74	21.69	21.74	21.78		
15	64QAM	36	0	20.64	20.68	20.67		
15	64QAM	36	20	20.66	20.60	20.73	21.5	3
15	64QAM	36	39	20.62	20.60	20.72		
15	64QAM	75	0	20.56	20.58	20.67		



Channel				20800	21100	21400	Tune-up limit (dBm)	MPR (dB)
Frequency (MHz)				2505	2535	2565		
10	QPSK	1	0	23.71	23.80	23.66	24.5	0
10	QPSK	1	25	23.85	23.80	23.45		
10	QPSK	1	49	23.77	23.64	23.81		
10	QPSK	25	0	22.68	22.74	22.62	23.5	1
10	QPSK	25	12	22.62	22.63	22.56		
10	QPSK	25	25	22.63	22.68	22.60		
10	QPSK	50	0	22.62	22.74	22.59		
10	16QAM	1	0	23.02	23.21	23.09	23.5	1
10	16QAM	1	25	22.83	22.91	22.65		
10	16QAM	1	49	23.05	23.21	22.86		
10	16QAM	25	0	21.68	21.69	21.57	22.5	2
10	16QAM	25	12	21.58	21.63	21.50		
10	16QAM	25	25	21.63	21.62	21.53		
10	16QAM	50	0	21.62	21.64	21.51		
10	64QAM	1	0	21.15	20.98	21.00	22.5	2
10	64QAM	1	25	20.76	20.81	20.61		
10	64QAM	1	49	21.63	21.61	21.90		
10	64QAM	25	0	20.64	20.65	20.71	21.5	3
10	64QAM	25	12	20.71	20.67	20.68		
10	64QAM	25	25	20.64	20.56	20.69		
10	64QAM	50	0	20.60	20.60	20.68		
Channel				20775	21100	21425	Tune-up limit (dBm)	MPR (dB)
Frequency (MHz)				2502.5	2535	2567.5		
5	QPSK	1	0	23.39	23.58	23.41	24.5	0
5	QPSK	1	12	23.53	23.59	23.41		
5	QPSK	1	24	23.49	23.57	23.54		
5	QPSK	12	0	22.59	22.62	22.54	23.5	1
5	QPSK	12	7	22.55	22.65	22.50		
5	QPSK	12	13	22.56	22.62	22.50		
5	QPSK	25	0	22.55	22.61	22.50		
5	16QAM	1	0	22.86	22.99	22.85	23.5	1
5	16QAM	1	12	22.74	22.85	22.75		
5	16QAM	1	24	22.86	23.11	22.73		
5	16QAM	12	0	21.58	21.66	21.53	22.5	2
5	16QAM	12	7	21.58	21.62	21.53		
5	16QAM	12	13	21.55	21.65	21.50		
5	16QAM	25	0	21.54	21.53	21.49		
5	64QAM	1	0	21.02	21.04	21.05	22.5	2
5	64QAM	1	12	20.62	20.61	21.49		
5	64QAM	1	24	21.69	21.74	21.78		
5	64QAM	12	0	20.64	20.68	20.67	21.5	3
5	64QAM	12	7	20.66	20.60	20.73		
5	64QAM	12	13	20.62	20.60	20.72		
5	64QAM	25	0	20.56	20.58	20.67		



<LTE Band 12>

BW [MHz]	Modulation	RB Size	RB Offset	Power Low Ch. / Freq.	Power Middle Ch. / Freq.	Power High Ch. / Freq.	Tune-up limit (dBm)	MPR (dB)
Channel				23060	23095	23130		
Frequency (MHz)				704	707.5	711		
10	QPSK	1	0	23.78	23.58	23.6	24	0
10	QPSK	1	25	23.27	23.23	23.5		
10	QPSK	1	49	23.44	23.56	23.65		
10	QPSK	25	0	22.53	22.44	22.41	23	1
10	QPSK	25	12	22.35	22.47	22.38		
10	QPSK	25	25	22.29	22.44	22.5		
10	QPSK	50	0	22.34	22.34	22.4		
10	16QAM	1	0	23	22.76	22.95	23	1
10	16QAM	1	25	22.65	22.84	22.61		
10	16QAM	1	49	22.75	22.97	22.94		
10	16QAM	25	0	21.48	21.33	21.48	22	2
10	16QAM	25	12	21.41	21.25	21.28		
10	16QAM	25	25	21.37	21.34	21.32		
10	16QAM	50	0	21.45	21.28	21.48		
10	64QAM	1	0	20.15	20.33	20.25	22	2
10	64QAM	1	25	21.35	21.25	21.19		
10	64QAM	1	49	21.83	21.01	21.97		
10	64QAM	25	0	20.86	20.67	20.67	21	3
10	64QAM	25	12	20.83	20.63	20.7		
10	64QAM	25	25	20.67	20.68	20.61		
10	64QAM	50	0	20.67	20.65	20.71		
Channel				23035	23095	23155	Tune-up limit (dBm)	MPR (dB)
Frequency (MHz)				701.5	707.5	713.5		
5	QPSK	1	0	23.16	22.66	23.45	24	0
5	QPSK	1	12	23.09	22.72	22.98		
5	QPSK	1	24	23.03	23.25	23.1		
5	QPSK	12	0	21.62	22.07	22.33	23	1
5	QPSK	12	7	21.99	22.28	22.02		
5	QPSK	12	13	22.15	22.32	22.05		
5	QPSK	25	0	22.24	22.29	22.35		
5	16QAM	1	0	22.25	22.43	22.82	23	1
5	16QAM	1	12	22.28	22.38	22.23		
5	16QAM	1	24	22.56	22.72	22.39		
5	16QAM	12	0	21.35	21.36	21.33	22	2
5	16QAM	12	7	21.23	21.34	21.02		
5	16QAM	12	13	21.15	21.21	21.29		
5	16QAM	25	0	21.32	21.28	21.36		
5	64QAM	1	0	20.02	20.04	20.15	22	2
5	64QAM	1	12	20.62	20.61	20.49		
5	64QAM	1	24	21.69	21.74	21.78		
5	64QAM	12	0	20.64	20.68	20.67		
5	64QAM	12	7	20.66	20.6	20.73	21	3
5	64QAM	12	13	20.62	20.6	20.72		
5	64QAM	25	0	20.56	20.56	20.67		



Channel				23025	23095	23165	Tune-up limit (dBm)	MPR (dB)
Frequency (MHz)				700.5	707.5	714.5		
3	QPSK	1	0	22.99	23.36	23.43	24	0
3	QPSK	1	8	22.92	23.08	23.06		
3	QPSK	1	14	23.01	23.1	23.19		
3	QPSK	8	0	22.02	22.1	22.27	23	1
3	QPSK	8	4	22.01	22.22	22.28		
3	QPSK	8	7	21.99	22.11	22.29		
3	QPSK	15	0	21.95	22.21	22.27		
3	16QAM	1	0	22.2	22.38	22.57	23	1
3	16QAM	1	8	22.24	22.38	22.68		
3	16QAM	1	14	22.33	22.33	22.52		
3	16QAM	8	0	21.07	21.18	21.36	22	2
3	16QAM	8	4	21.06	21.28	21.34		
3	16QAM	8	7	20.98	21.21	21.37		
3	16QAM	15	0	21.04	21.22	21.27		
3	64QAM	1	0	20.03	20.08	20	22	2
3	64QAM	1	8	20.76	20.81	20.61		
3	64QAM	1	14	21.63	21.61	21.9		
3	64QAM	8	0	20.64	20.65	20.71	21	3
3	64QAM	8	4	20.71	20.67	20.68		
3	64QAM	8	7	20.64	20.56	20.69		
3	64QAM	15	0	20.6	20.6	20.68		
Channel				23017	23095	23173	Tune-up limit (dBm)	MPR (dB)
Frequency (MHz)				699.7	707.5	715.3		
1.4	QPSK	1	0	23.35	23.26	23.35	24	0
1.4	QPSK	1	3	22.85	22.93	23.35		
1.4	QPSK	1	5	23.26	23.05	23.28		
1.4	QPSK	3	0	23.01	23.16	23.26		
1.4	QPSK	3	1	23.11	23.19	23.26		
1.4	QPSK	3	3	23.14	23.2	23.24	23	1
1.4	QPSK	6	0	22.01	22.17	22.24		
1.4	16QAM	1	0	22.25	22.26	22.42	23	1
1.4	16QAM	1	3	22.35	22.43	22.51		
1.4	16QAM	1	5	22.29	22.36	22.48		
1.4	16QAM	3	0	22	22.13	22.3		
1.4	16QAM	3	1	22.07	22.18	22.33		
1.4	16QAM	3	3	22.11	22.21	22.26	22	2
1.4	16QAM	6	0	21.11	21.28	21.23		
1.4	64QAM	1	0	20.57	20.57	20.58	22	2
1.4	64QAM	1	3	20.82	20.54	20.41		
1.4	64QAM	1	5	21.62	21.69	21.72		
1.4	64QAM	3	0	21.55	21.53	21.66		
1.4	64QAM	3	1	21.62	21.62	21.68		
1.4	64QAM	3	3	21.62	21.7	21.68		
1.4	64QAM	6	0	20.61	20.5	20.65	21	3



<LTE Band 13>

BW [MHz]	Modulation	RB Size	RB Offset	Power Low Ch. / Freq.	Power Middle Ch. / Freq.	Power High Ch. / Freq.	Tune-up limit (dBm)	MPR (dB)
Channel				23230				
Frequency (MHz)				782				
10	QPSK	1	0		23.7		24	0
10	QPSK	1	25		23.38			
10	QPSK	1	49		23.65			
10	QPSK	25	0		22.53		23	1
10	QPSK	25	12		22.43			
10	QPSK	25	25		22.4			
10	QPSK	50	0		22.65		23	1
10	16QAM	1	0		22.96			
10	16QAM	1	25		22.9			
10	16QAM	1	49		22.63		22	2
10	16QAM	25	0		21.32			
10	16QAM	25	12		21.52			
10	16QAM	25	25		21.51		22	2
10	16QAM	50	0		21.63			
10	64QAM	1	0		21.04			
10	64QAM	1	25		21.76		22	2
10	64QAM	1	49		21.96			
10	64QAM	25	0		20.64			
10	64QAM	25	12		20.53		21	3
10	64QAM	25	25		20.58			
10	64QAM	50	0		20.78			
Channel				23205	23230	23255	Tune-up limit (dBm)	MPR (dB)
Frequency (MHz)				779.5	782	784.5		
5	QPSK	1	0	23.68	23.62	23.61	24	0
5	QPSK	1	12	23.55	23.65	23.2		
5	QPSK	1	24	23.67	23.14	23.19		
5	QPSK	12	0	22.49	22.33	22.36	23	1
5	QPSK	12	7	22.77	22.38	22.39		
5	QPSK	12	13	22.65	22.34	22.27		
5	QPSK	25	0	22.5	22.38	22.38	23	1
5	16QAM	1	0	22.99	22.95	22.76		
5	16QAM	1	12	22.83	22.86	22.82		
5	16QAM	1	24	22.78	22.81	22.54	22	2
5	16QAM	12	0	21.5	21.58	21.33		
5	16QAM	12	7	21.76	21.4	21.43		
5	16QAM	12	13	21.64	21.39	21.38	22	2
5	16QAM	25	0	21.53	21.34	21.56		
5	64QAM	1	0	20.57	20.97	20.82		
5	64QAM	1	12	20.53	20.52	20.57	22	2
5	64QAM	1	24	21.74	21.74	21.79		
5	64QAM	12	0	20.61	20.5	20.37		
5	64QAM	12	7	20.7	20.54	20.38	21	3
5	64QAM	12	13	20.66	20.43	20.4		
5	64QAM	25	0	20.66	20.59	20.44		



<LTE Band 14>

BW [MHz]	Modulation	RB Size	RB Offset	Power Low Ch. / Freq.	Power Middle Ch. / Freq.	Power High Ch. / Freq.	Tune-up limit (dBm)	MPR (dB)
Channel				23330				
Frequency (MHz)				793				
10	QPSK	1	0		23.83		24	0
10	QPSK	1	25		23.35			
10	QPSK	1	49		23.5			
10	QPSK	25	0		22.42		23	1
10	QPSK	25	12		22.31			
10	QPSK	25	25		22.77			
10	QPSK	50	0		22.44		23	1
10	16QAM	1	0		22.31			
10	16QAM	1	25		22.49			
10	16QAM	1	49		22.67		22	2
10	16QAM	25	0		21.41			
10	16QAM	25	12		21.37			
10	16QAM	25	25		21.28		22	2
10	16QAM	50	0		21.48			
10	64QAM	1	0		20.26			
10	64QAM	1	25		20.95		22	2
10	64QAM	1	49		21.21			
10	64QAM	25	0		20.16			
10	64QAM	25	12		19.87		21	3
10	64QAM	25	25		19.79			
10	64QAM	50	0		19.97			
Channel				23305	23330	23355	Tune-up limit (dBm)	MPR (dB)
Frequency (MHz)				790.5	793	795.5		
5	QPSK	1	0	23.15	23.35	23.15	24	0
5	QPSK	1	12	23.4	23.51	23.15		
5	QPSK	1	24	23.21	23.53	23.65		
5	QPSK	12	0	22.45	22.38	22.34	23	1
5	QPSK	12	7	22.44	22.27	22.25		
5	QPSK	12	13	22.46	22.23	22.44		
5	QPSK	25	0	22.58	22.29	22.4	23	1
5	16QAM	1	0	22.43	22.69	22.5		
5	16QAM	1	12	22.85	22.33	22.78		
5	16QAM	1	24	22.41	22.69	22.84	22	2
5	16QAM	12	0	21.46	21.43	21.32		
5	16QAM	12	7	21.46	21.3	21.27		
5	16QAM	12	13	21.49	21.23	21.3	22	2
5	16QAM	25	0	21.41	21.3	21.46		
5	64QAM	1	0	20.29	20.2	20.16		
5	64QAM	1	12	20.57	20.52	20.71	22	2
5	64QAM	1	24	20.91	20.8	20.96		
5	64QAM	12	0	19.79	19.86	19.86		
5	64QAM	12	7	19.99	19.8	19.85	21	3
5	64QAM	12	13	19.83	19.86	19.93		
5	64QAM	25	0	20.04	19.77	19.83		



<LTE Band 17>

BW [MHz]	Modulation	RB Size	RB Offset	Power Low Ch. / Freq.	Power Middle Ch. / Freq.	Power High Ch. / Freq.	Tune-up limit (dBm)	MPR (dB)
Channel				23780	23790	23800		
Frequency (MHz)				709	710	711		
10	QPSK	1	0	23.51	23.66	23.42	24	0
10	QPSK	1	25	23.24	23.21	23.26		
10	QPSK	1	49	23.42	23.46	23.41		
10	QPSK	25	0	22.41	22.45	22.27	23	1
10	QPSK	25	12	22.29	22.4	22.38		
10	QPSK	25	25	22.34	22.38	22.29		
10	QPSK	50	0	22.41	22.36	22.38	23	1
10	16QAM	1	0	22.93	22.94	22.88		
10	16QAM	1	25	22.52	22.44	22.56		
10	16QAM	1	49	22.73	22.92	22.82	22	2
10	16QAM	25	0	21.42	21.44	21.33		
10	16QAM	25	12	21.28	21.34	21.33		
10	16QAM	25	25	21.32	21.32	21.32	22	2
10	16QAM	50	0	21.38	21.41	21.34		
10	64QAM	1	0	20.78	20.67	20.6		
10	64QAM	1	25	20.22	20.48	20.74	22	2
10	64QAM	1	49	21.56	21.54	21.61		
10	64QAM	25	0	20.2	20.22	20.13		
10	64QAM	25	12	20.13	20.06	20.14	21	3
10	64QAM	25	25	20.24	20.27	20.3		
10	64QAM	50	0	20.28	20.31	20.2		
Channel				23755	23790	23825	Tune-up limit (dBm)	MPR (dB)
Frequency (MHz)				706.5	710	713.5		
5	QPSK	1	0	23.49	23.51	23.54	24	0
5	QPSK	1	12	22.99	23.04	23.08		
5	QPSK	1	24	23.38	23.14	23.4		
5	QPSK	12	0	22.44	22.37	22.11	23	1
5	QPSK	12	7	22.44	22.42	22.38		
5	QPSK	12	13	22.42	22.35	22.35		
5	QPSK	25	0	22.73	22.31	22.45	23	1
5	16QAM	1	0	22.79	22.65	22.64		
5	16QAM	1	12	22.85	22.79	22.9		
5	16QAM	1	24	22.91	22.6	22.62	22	2
5	16QAM	12	0	21.56	21.31	21.65		
5	16QAM	12	7	21.37	21.43	21.42		
5	16QAM	12	13	21.45	21.29	21.46	22	2
5	16QAM	25	0	21.29	21.38	21.57		
5	64QAM	1	0	20.32	20.35	20.35		
5	64QAM	1	12	20.03	20.02	20.07	22	2
5	64QAM	1	24	21.35	21.33	21.22		
5	64QAM	12	0	20.09	20.09	20.09		
5	64QAM	12	7	20.07	19.99	20.15	21	3
5	64QAM	12	13	20.04	20.13	20.07		
5	64QAM	25	0	20.09	20.13	20.09		



<LTE Band 25>

BW [MHz]	Modulation	RB Size	RB Offset	Power Low Ch. / Freq.	Power Middle Ch. / Freq.	Power High Ch. / Freq.	Tune-up limit (dBm)	MPR (dB)
Channel				26140	26340	26590		
Frequency (MHz)				1860	1880	1905		
20	QPSK	1	0	23.45	23.34	23.58	24	0
20	QPSK	1	49	23.16	23.09	23.27		
20	QPSK	1	99	23.13	23.08	23.1		
20	QPSK	50	0	22.06	22.28	22.38	23	1
20	QPSK	50	24	22.12	22.15	22.3		
20	QPSK	50	50	22.07	22.25	22.28		
20	QPSK	100	0	22.18	22.24	22.4		
20	16QAM	1	0	22.39	22.58	22.61	23	1
20	16QAM	1	49	22.1	22.39	22.49		
20	16QAM	1	99	22	22.31	22.27		
20	16QAM	50	0	21.1	21.22	21.33	22	2
20	16QAM	50	24	21.13	21.18	21.29		
20	16QAM	50	50	21.06	21.26	21.44		
20	16QAM	100	0	21.16	21.16	21.38		
20	64QAM	1	0	21.39	21.45	20.9	22	2
20	64QAM	1	49	21.5	21.81	21.45		
20	64QAM	1	99	21.64	21.75	21.5		
20	64QAM	50	0	20.98	20.9	20.52	21	3
20	64QAM	50	24	20.85	20.73	20.45		
20	64QAM	50	50	20.82	20.71	20.4		
20	64QAM	100	0	20.86	20.81	20.54		
Channel				26115	26340	26615	Tune-up limit (dBm)	MPR (dB)
Frequency (MHz)				1857.5	1880	1907.5		
15	QPSK	1	0	23.18	23.28	23.38	24	0
15	QPSK	1	37	22.59	22.83	23.37		
15	QPSK	1	74	22.93	23.25	23.05		
15	QPSK	36	0	22.17	22.27	22.31	23	1
15	QPSK	36	20	22.08	22.19	22.36		
15	QPSK	36	39	22.15	22.37	22.59		
15	QPSK	75	0	22.15	22.27	22.37		
15	16QAM	1	0	22.37	22.51	22.66	23	1
15	16QAM	1	37	22.15	22.41	22.45		
15	16QAM	1	74	22.28	22.5	22.44		
15	16QAM	36	0	21.19	21.17	21.24	22	2
15	16QAM	36	20	21.07	21.24	21.3		
15	16QAM	36	39	21.11	21.34	21.4		
15	16QAM	75	0	21.15	21.16	21.42		
15	64QAM	1	0	21.37	21.36	20.96	22	2
15	64QAM	1	37	21.12	21.86	21.23		
15	64QAM	1	74	20.96	20.12	21.53		
15	64QAM	36	0	20.99	20.84	20.59		
15	64QAM	36	20	20.96	20.85	20.52	21	3
15	64QAM	36	39	20.86	20.92	20.59		
15	64QAM	75	0	21	20.88	20.61		



Channel				26090	26340	26640	Tune-up limit (dBm)	MPR (dB)
Frequency (MHz)				1855	1880	1910		
10	QPSK	1	0	23.1	23.55	23.5	24	0
10	QPSK	1	25	23.29	23.39	23.46		
10	QPSK	1	49	23.53	23.54	22.92		
10	QPSK	25	0	22.42	22.47	22.44	23	1
10	QPSK	25	12	22.42	22.41	22.48		
10	QPSK	25	25	22.41	22.35	22.55		
10	QPSK	50	0	22.42	22.44	22.49		
10	16QAM	1	0	22.39	22.76	22.89	23	1
10	16QAM	1	25	22.46	22.57	22.58		
10	16QAM	1	49	22.73	22.82	22.17		
10	16QAM	25	0	21.45	21.52	21.46	22	2
10	16QAM	25	12	21.37	21.44	21.44		
10	16QAM	25	25	21.5	21.39	21.53		
10	16QAM	50	0	21.4	21.45	21.56		
10	64QAM	1	0	20.41	20.29	20	22	2
10	64QAM	1	25	20.93	20.88	20.59		
10	64QAM	1	49	21.33	21.08	20.82		
10	64QAM	25	0	20.03	19.88	19.5	21	3
10	64QAM	25	12	19.97	19.76	19.47		
10	64QAM	25	25	20.03	19.75	19.42		
10	64QAM	50	0	20.03	19.79	19.45		
Channel				26065	26340	26665	Tune-up limit (dBm)	MPR (dB)
Frequency (MHz)				1852.5	1880	1912.5		
5	QPSK	1	0	22.89	23.5	23.45	24	0
5	QPSK	1	12	22.82	23.3	23.04		
5	QPSK	1	24	23.34	23.31	22.92		
5	QPSK	12	0	22.87	22.36	22.46	23	1
5	QPSK	12	7	22.84	22.37	22.95		
5	QPSK	12	13	22.35	22.32	22.92		
5	QPSK	25	0	22.42	22.36	22.38		
5	16QAM	1	0	22.95	22.84	22.99	23	1
5	16QAM	1	12	22.91	22.55	22.93		
5	16QAM	1	24	22.47	22.66	22.9		
5	16QAM	12	0	21.9	21.43	21.49	22	2
5	16QAM	12	7	21.86	21.4	21.49		
5	16QAM	12	13	21.35	21.35	21.9		
5	16QAM	25	0	21.31	21.42	21.44		
5	64QAM	1	0	20.22	20.12	20.66	22	2
5	64QAM	1	12	20.75	20.4	20.23		
5	64QAM	1	24	21.17	20.72	20.42		
5	64QAM	12	0	20.01	19.75	19.43	21	3
5	64QAM	12	7	19.97	19.72	19.36		
5	64QAM	12	13	19.9	19.71	19.4		
5	64QAM	25	0	20	19.77	19.43		



Channel				26055	26340	26675	Tune-up limit (dBm)	MPR (dB)
Frequency (MHz)				1851.5	1880	1913.5		
3	QPSK	1	0	22.82	23.28	22.97	24	0
3	QPSK	1	8	22.88	23.26	23.04		
3	QPSK	1	14	22.73	23.2	22.85		
3	QPSK	8	0	22.84	22.47	22.9	23	1
3	QPSK	8	4	22.8	22.45	22.85		
3	QPSK	8	7	22.78	22.44	22.88		
3	QPSK	15	0	22.8	22.43	22.86		
3	16QAM	1	0	22.2	22.5	22.2	23	1
3	16QAM	1	8	22.11	22.45	22.2		
3	16QAM	1	14	22.05	22.48	22.14		
3	16QAM	8	0	21.87	21.42	21.94	22	2
3	16QAM	8	4	21.88	21.42	21.9		
3	16QAM	8	7	21.87	21.41	21.9		
3	16QAM	15	0	21.81	21.46	21.87		
3	64QAM	1	0	20.17	20.86	20.71	22	2
3	64QAM	1	8	20.59	20.48	20.95		
3	64QAM	1	14	21.08	20.85	20.52		
3	64QAM	8	0	20.04	19.76	19.43	21	3
3	64QAM	8	4	20.01	19.75	19.39		
3	64QAM	8	7	19.92	19.69	19.39		
3	64QAM	15	0	19.99	19.74	19.36		
Channel				26047	26340	26683	Tune-up limit (dBm)	MPR (dB)
Frequency (MHz)				1850.7	1880	1914.3		
1.4	QPSK	1	0	22.88	23.27	22.96	24	0
1.4	QPSK	1	3	22.85	23.2	22.81		
1.4	QPSK	1	5	22.77	23.28	22.89		
1.4	QPSK	3	0	22.81	22.45	22.88		
1.4	QPSK	3	1	22.82	22.4	22.9		
1.4	QPSK	3	3	22.78	22.45	22.94		
1.4	QPSK	6	0	22.77	22.4	22.83	23	1
1.4	16QAM	1	0	22.25	22.65	22.19	23	1
1.4	16QAM	1	3	22.28	22.61	22.22		
1.4	16QAM	1	5	22.28	22.56	22.18		
1.4	16QAM	3	0	22.6	22.31	22.15		
1.4	16QAM	3	1	22.45	22.4	22.25		
1.4	16QAM	3	3	22.12	22.42	22.55		
1.4	16QAM	6	0	21.35	21.37	21.5	22	2
1.4	64QAM	1	0	20.04	20.96	20.63	22	2
1.4	64QAM	1	3	20.59	20.57	20.23		
1.4	64QAM	1	5	21.05	20.74	20.58		
1.4	64QAM	3	0	21.02	20.8	20.47		
1.4	64QAM	3	1	21.1	20.83	20.48		
1.4	64QAM	3	3	21.03	20.85	20.47		
1.4	64QAM	6	0	19.94	19.76	19.36	21	3



<LTE Band 26>

BW [MHz]	Modulation	RB Size	RB Offset	Power Low Ch. / Freq.	Power Middle Ch. / Freq.	Power High Ch. / Freq.	Tune-up limit (dBm)	MPR (dB)
Channel				26765	26865	26965		
Frequency (MHz)				821.5	831.5	841.5		
15	QPSK	1	0	23.01	23.05	23.08	24	0
15	QPSK	1	37	23.52	23.22	23.18		
15	QPSK	1	74	23.94	23.91	23.71		
15	QPSK	36	0	22.82	22.84	22.73	23	1
15	QPSK	36	20	22.63	22.59	22.49		
15	QPSK	36	39	22.57	22.37	22.28		
15	QPSK	75	0	22.89	22.64	22.54	23	1
15	16QAM	1	0	22.12	22.09	22.09		
15	16QAM	1	37	22.07	22.07	22.09		
15	16QAM	1	74	22.16	22.13	22.15	22	2
15	16QAM	36	0	21.95	21.83	21.87		
15	16QAM	36	20	21.6	21.54	21.43		
15	16QAM	36	39	21.57	21.32	21.24	22	2
15	16QAM	75	0	21.73	21.61	21.63		
15	64QAM	1	0	21.42	21	21.35		
15	64QAM	1	37	21.01	21.38	21.38	22	2
15	64QAM	1	74	21.36	21.3	21.32		
15	64QAM	36	0	20.44	20.25	20.23		
15	64QAM	36	20	20.97	20.98	20.76	21	3
15	64QAM	36	39	20.1	20.12	20.73		
15	64QAM	75	0	20.35	20.06	20.11		
Channel				26740	26865	26990	Tune-up limit (dBm)	MPR (dB)
Frequency (MHz)				819	831.5	844		
10	QPSK	1	0	23.54	23.64	23.63	24	0
10	QPSK	1	25	23.12	23.1	23.18		
10	QPSK	1	49	23.63	23.45	23.52		
10	QPSK	25	0	22.21	22.28	22.26	23	1
10	QPSK	25	12	22.23	22.23	22.21		
10	QPSK	25	25	22.22	22.27	22.16		
10	QPSK	50	0	22.29	22.27	22.26	23	1
10	16QAM	1	0	22.63	22.76	22.63		
10	16QAM	1	25	22.38	22.49	22.42		
10	16QAM	1	49	22.76	22.75	22.58	22	2
10	16QAM	25	0	21.22	21.31	21.28		
10	16QAM	25	12	21.24	21.29	21.21		
10	16QAM	25	25	21.16	21.26	21.22	22	2
10	16QAM	50	0	21.23	21.26	21.22		
10	64QAM	1	0	20.38	20.2	20.19		
10	64QAM	1	25	20.68	20.01	20.74	22	2
10	64QAM	1	49	21.6	20.86	20.87		
10	64QAM	25	0	19.8	19.73	19.63		
10	64QAM	25	12	19.96	19.68	19.74	21	3
10	64QAM	25	25	19.76	19.64	19.74		
10	64QAM	50	0	19.81	19.62	19.91		



Channel				26715	26865	27015	Tune-up limit (dBm)	MPR (dB)
Frequency (MHz)				816.5	831.5	846.5		
5	QPSK	1	0	23.45	23.46	23.4	24	0
5	QPSK	1	12	22.94	22.96	22.94		
5	QPSK	1	24	23.15	23.1	23.03		
5	QPSK	12	0	22.14	22.13	22.13	23	1
5	QPSK	12	7	22.13	22.18	22.13		
5	QPSK	12	13	22.13	22.11	22.14		
5	QPSK	25	0	22.14	22.19	22.16		
5	16QAM	1	0	22.37	22.43	22.27	23	1
5	16QAM	1	12	22.35	22.42	22.26		
5	16QAM	1	24	22.36	22.41	22.24		
5	16QAM	12	0	21.2	21.16	21.2	22	2
5	16QAM	12	7	21.17	21.17	21.17		
5	16QAM	12	13	21.16	21.14	21.13		
5	16QAM	25	0	21.14	21.17	21.1		
5	64QAM	1	0	20.1	20.89	20.5	22	2
5	64QAM	1	12	20.5	20.48	20.56		
5	64QAM	1	24	20.98	20.59	20.65		
5	64QAM	12	0	19.62	19.57	19.63	21	3
5	64QAM	12	7	19.61	19.66	19.61		
5	64QAM	12	13	19.62	19.56	19.54		
5	64QAM	25	0	19.78	19.51	19.55		
Channel				26705	26865	27025	Tune-up limit (dBm)	MPR (dB)
Frequency (MHz)				815.5	831.5	847.5		
3	QPSK	1	0	23.42	23.39	23.4	24	0
3	QPSK	1	8	22.9	23.01	22.85		
3	QPSK	1	14	23.08	23.02	22.97		
3	QPSK	8	0	22.16	22.14	22.11	23	1
3	QPSK	8	4	22.15	22.13	22.09		
3	QPSK	8	7	22.13	22.18	22.06		
3	QPSK	15	0	22.15	22.12	22.13		
3	16QAM	1	0	22.44	22.37	22.56	23	1
3	16QAM	1	8	22.43	22.44	22.21		
3	16QAM	1	14	22.38	22.31	22.36		
3	16QAM	8	0	21.17	21.2	21.12	22	2
3	16QAM	8	4	21.17	21.2	21.14		
3	16QAM	8	7	21.17	21.23	21.15		
3	16QAM	15	0	21.16	21.15	21.14		
3	64QAM	1	0	20.13	20.95	20.89	22	2
3	64QAM	1	8	20.57	20.39	20.51		
3	64QAM	1	14	20.81	20.63	20.73		
3	64QAM	8	0	19.7	19.57	19.64	21	3
3	64QAM	8	4	19.69	19.52	19.64		
3	64QAM	8	7	19.62	19.53	19.58		
3	64QAM	15	0	19.62	19.52	19.54		



Channel				26697	26865	27033	Tune-up limit (dBm)	MPR (dB)
Frequency (MHz)				814.7	831.5	848.3		
1.4	QPSK	1	0	23.04	23.35	23.3	24	0
1.4	QPSK	1	3	23.08	22.99	22.98		
1.4	QPSK	1	5	23.05	23.11	22.94		
1.4	QPSK	3	0	23.11	23.09	23.05		
1.4	QPSK	3	1	23.17	23.15	23.09		
1.4	QPSK	3	3	23.15	23.17	23.13		
1.4	QPSK	6	0	22.1	22.1	22.01	23	1
1.4	16QAM	1	0	22.34	22.36	22.31	23	1
1.4	16QAM	1	3	22.41	22.46	22.27		
1.4	16QAM	1	5	22.32	22.47	22.31		
1.4	16QAM	3	0	22.09	22.14	22.05		
1.4	16QAM	3	1	22.19	22.17	22.03		
1.4	16QAM	3	3	22.14	22.15	22.08		
1.4	16QAM	6	0	21.16	21.16	21.14	22	2
1.4	64QAM	1	0	20.98	20.98	20.96	22	2
1.4	64QAM	1	3	20.53	20.46	20.34		
1.4	64QAM	1	5	21.72	21.56	21.64		
1.4	64QAM	3	0	21.64	21.62	21.49		
1.4	64QAM	3	1	21.75	21.63	21.65		
1.4	64QAM	3	3	21.69	21.61	21.65		
1.4	64QAM	6	0	20.57	20.44	20.58	21	3



<LTE Band 30>

BW [MHz]	Modulation	RB Size	RB Offset	Power Low Ch. / Freq.	Power Middle Ch. / Freq.	Power High Ch. / Freq.	Tune-up limit (dBm)	MPR (dB)
Channel				27710				
Frequency (MHz)				2310				
10	QPSK	1	0		23.6		24	0
10	QPSK	1	25		23.17			
10	QPSK	1	49		23.12			
10	QPSK	25	0		22.25		23	1
10	QPSK	25	12		22.13			
10	QPSK	25	25		22.33			
10	QPSK	50	0		22.34		23	1
10	16QAM	1	0		22.93			
10	16QAM	1	25		22.55			
10	16QAM	1	49		22.67		22	2
10	16QAM	25	0		21.18			
10	16QAM	25	12		21.16			
10	16QAM	25	25		21.27		22	2
10	16QAM	50	0		21.24			
10	64QAM	1	0		20.58			
10	64QAM	1	25		20.23		22	2
10	64QAM	1	49		20.62			
10	64QAM	25	0		19.26			
10	64QAM	25	12		19.13		21	3
10	64QAM	25	25		19.27			
10	64QAM	50	0		19.37			
Channel				27685	27710	27735	Tune-up limit (dBm)	MPR (dB)
Frequency (MHz)				2307.5	2310	2312.5		
5	QPSK	1	0	23.34	23.37	23.41	24	0
5	QPSK	1	12	23.08	23.07	23.13		
5	QPSK	1	24	23.17	23.26	23.08		
5	QPSK	12	0	22.3	22.2	22.17	23	1
5	QPSK	12	7	22.25	22.18	22.21		
5	QPSK	12	13	22.18	22.24	22.18		
5	QPSK	25	0	22.19	22.21	22.29	23	1
5	16QAM	1	0	22.58	22.59	22.51		
5	16QAM	1	12	22.4	22.31	22.3		
5	16QAM	1	24	22.36	22.5	22.31	22	2
5	16QAM	12	0	21.3	21.2	21.19		
5	16QAM	12	7	21.25	21.2	21.19		
5	16QAM	12	13	21.22	21.23	21.17	22	2
5	16QAM	25	0	21.14	21.15	21.14		
5	64QAM	1	0	20.5	20.54	20.44		
5	64QAM	1	12	20.64	20.78	20.69	22	2
5	64QAM	1	24	20.93	21.06	21.22		
5	64QAM	12	0	20.17	20.21	20.19		
5	64QAM	12	7	20.2	20.1	20.24	21	3
5	64QAM	12	13	20.15	20.1	20.16		
5	64QAM	25	0	20.16	20.12	20.21		



<LTE Band 66>

BW [MHz]	Modulation	RB Size	RB Offset	Power Low Ch. / Freq.	Power Middle Ch. / Freq.	Power High Ch. / Freq.	Tune-up limit (dBm)	MPR (dB)
Channel				132072	132322	132572		
Frequency (MHz)				1720	1745	1770		
20	QPSK	1	0	23.39	23.29	23.13	24	0
20	QPSK	1	49	23.14	22.93	23.05		
20	QPSK	1	99	23.72	23.66	23.36		
20	QPSK	50	0	22.35	22.15	22.09	23	1
20	QPSK	50	24	22.28	22.06	22.05		
20	QPSK	50	50	22.32	22.1	21.98		
20	QPSK	100	0	22.34	22.17	22.15	23	1
20	16QAM	1	0	22.64	22.42	22.4		
20	16QAM	1	49	22.39	22.24	22.18		
20	16QAM	1	99	22.97	22.69	22.63	22	2
20	16QAM	50	0	21.45	21.13	21.09		
20	16QAM	50	24	21.33	21.17	21		
20	16QAM	50	50	21.32	21.19	21.08	22	2
20	16QAM	100	0	21.28	21.1	21.03		
20	64QAM	1	0	20.48	20.33	20.6		
20	64QAM	1	49	21.18	20.97	20.99	22	2
20	64QAM	1	99	21.69	21.79	21.84		
20	64QAM	50	0	20.26	20.13	20.15		
20	64QAM	50	24	20.23	20.11	20.08	21	3
20	64QAM	50	50	20.2	20.21	20.16		
20	64QAM	100	0	20.22	20.24	20.24		
Channel				132047	132322	132597	Tune-up limit (dBm)	MPR (dB)
Frequency (MHz)				1717.5	1745	1772.5		
15	QPSK	1	0	23.28	23.55	23.48	24	0
15	QPSK	1	37	23	23.3	23.17		
15	QPSK	1	74	23.34	23.35	23.4		
15	QPSK	36	0	22.54	22.14	22.14	23	1
15	QPSK	36	20	22.39	22.08	21.99		
15	QPSK	36	39	22.25	22.06	22		
15	QPSK	75	0	22.42	22.16	22.05	23	1
15	16QAM	1	0	22.87	22.63	22.67		
15	16QAM	1	37	22.39	22.17	22.13		
15	16QAM	1	74	22.61	22.44	22.48	22	2
15	16QAM	36	0	21.53	21.16	21.15		
15	16QAM	36	20	21.35	21.08	21.05		
15	16QAM	36	39	21.23	21.08	21.01	22	2
15	16QAM	75	0	21.41	21.13	21.15		
15	64QAM	1	0	20.81	20.7	20.79		
15	64QAM	1	37	21.12	20.94	20.75	22	2
15	64QAM	1	74	21.53	21.58	21.32		
15	64QAM	36	0	20.4	20.15	20.29		
15	64QAM	36	20	20.17	20.09	20.08	21	3
15	64QAM	36	39	20.12	20.1	20.08		
15	64QAM	75	0	20.26	20.24	20.11		



Channel				132022	132322	132622	Tune-up limit (dBm)	MPR (dB)
Frequency (MHz)				1715	1745	1775		
10	QPSK	1	0	22.98	23.12	23.19	24	0
10	QPSK	1	25	23.2	23.1	22.8		
10	QPSK	1	49	23.55	23.55	23.26		
10	QPSK	25	0	22.04	21.98	21.75	23	1
10	QPSK	25	12	22.11	21.99	21.76		
10	QPSK	25	25	22.17	22	21.82		
10	QPSK	50	0	22.07	21.98	21.77	23	1
10	16QAM	1	0	21.96	22.23	21.95		
10	16QAM	1	25	22.17	22.07	21.95		
10	16QAM	1	49	22.51	22.46	22.42	22	2
10	16QAM	25	0	21.03	20.97	20.82		
10	16QAM	25	12	21.09	21.01	20.77		
10	16QAM	25	25	21.07	21.02	20.85	22	2
10	16QAM	50	0	21.15	20.91	20.73		
10	64QAM	1	0	20.92	20.76	20.86		
10	64QAM	1	25	21.04	21.08	21.17	22	2
10	64QAM	1	49	21.43	21.62	21.42		
10	64QAM	25	0	19.94	19.93	19.89		
10	64QAM	25	12	20.04	20.07	19.93	21	3
10	64QAM	25	25	20	19.97	19.97		
10	64QAM	50	0	19.97	20.03	19.84		
Channel				131997	132322	132647	Tune-up limit (dBm)	MPR (dB)
Frequency (MHz)				1712.5	1745	1777.5		
5	QPSK	1	0	22.8	22.65	22.95	24	0
5	QPSK	1	12	22.71	22.91	22.73		
5	QPSK	1	24	22.79	22.74	22.74		
5	QPSK	12	0	21.77	21.88	21.81	23	1
5	QPSK	12	7	21.7	21.85	21.72		
5	QPSK	12	13	21.75	21.77	21.74		
5	QPSK	25	0	21.77	21.84	21.74	23	1
5	16QAM	1	0	22.17	22.12	22.21		
5	16QAM	1	12	21.84	21.96	21.91		
5	16QAM	1	24	22.03	22.03	22.1	22	2
5	16QAM	12	0	20.78	20.87	20.91		
5	16QAM	12	7	20.72	20.82	20.81		
5	16QAM	12	13	20.69	20.76	20.79	22	2
5	16QAM	25	0	20.66	20.8	20.75		
5	64QAM	1	0	20.47	20.41	20.42		
5	64QAM	1	12	20.73	20.72	20.86	22	2
5	64QAM	1	24	21.02	21.02	20.91		
5	64QAM	12	0	19.97	19.96	19.84		
5	64QAM	12	7	19.93	20.01	19.86	21	3
5	64QAM	12	13	19.89	19.93	19.85		
5	64QAM	25	0	19.9	19.98	19.92		



Channel				131987	132322	132657	Tune-up limit (dBm)	MPR (dB)
Frequency (MHz)				1711.5	1745	1778.5		
3	QPSK	1	0	22.5	22.7	22.66	24	0
3	QPSK	1	8	22.71	22.75	22.76		
3	QPSK	1	14	22.56	22.64	22.67		
3	QPSK	8	0	21.72	21.8	21.76	23	1
3	QPSK	8	4	21.68	21.79	21.76		
3	QPSK	8	7	21.65	21.75	21.73		
3	QPSK	15	0	21.64	21.75	21.68		
3	16QAM	1	0	22.44	22.5	22.1	23	1
3	16QAM	1	8	22.26	22.18	22.09		
3	16QAM	1	14	21.79	21.99	21.92		
3	16QAM	8	0	20.77	20.84	20.9	22	2
3	16QAM	8	4	20.72	20.82	20.83		
3	16QAM	8	7	20.69	20.75	20.88		
3	16QAM	15	0	20.67	20.77	20.71		
3	64QAM	1	0	20.33	20.21	20.24	22	2
3	64QAM	1	8	20.81	20.76	20.93		
3	64QAM	1	14	20.98	21.03	20.76		
3	64QAM	8	0	19.93	19.9	19.9	21	3
3	64QAM	8	4	19.91	19.93	19.88		
3	64QAM	8	7	19.89	19.95	19.77		
3	64QAM	15	0	19.88	19.97	19.89		
Channel				131979	132322	132665	Tune-up limit (dBm)	MPR (dB)
Frequency (MHz)				1710.7	1745	1779.3		
1.4	QPSK	1	0	22.99	22.86	22.92	24	0
1.4	QPSK	1	3	22.69	22.71	22.76		
1.4	QPSK	1	5	22.53	22.72	22.7		
1.4	QPSK	3	0	22.68	22.69	22.68		
1.4	QPSK	3	1	22.66	22.66	22.82		
1.4	QPSK	3	3	22.72	22.82	22.78	23	1
1.4	QPSK	6	0	21.65	21.71	21.66		
1.4	16QAM	1	0	22.3	21.92	22.11	23	1
1.4	16QAM	1	3	21.92	22.02	22		
1.4	16QAM	1	5	21.8	22	22.02		
1.4	16QAM	3	0	21.72	21.76	21.72		
1.4	16QAM	3	1	21.72	21.71	21.82		
1.4	16QAM	3	3	21.65	21.78	21.79	22	2
1.4	16QAM	6	0	20.67	20.78	20.76		
1.4	64QAM	1	0	20.25	20.26	20.36	22	2
1.4	64QAM	1	3	20.8	20.93	20.81		
1.4	64QAM	1	5	21.16	20.99	20.87		
1.4	64QAM	3	0	20.87	21.04	20.88		
1.4	64QAM	3	1	20.91	21.12	21.03		
1.4	64QAM	3	3	20.93	21.06	20.87		
1.4	64QAM	6	0	19.88	19.92	19.84	21	3



<Reduced Power Mode for Hotspot On/P-Sensor On>

<LTE Band 2>

BW [MHz]	Modulation	RB Size	RB Offset	Power Low Ch. / Freq.	Power Middle Ch. / Freq.	Power High Ch. / Freq.	Tune-up limit (dBm)	MPR (dB)
Channel				18700	18900	19100		
Frequency (MHz)				1860	1880	1900		
20	QPSK	1	0	15.04	15.24	15.29	15.5	0
20	QPSK	1	49	14.52	14.92	14.71		
20	QPSK	1	99	14.98	15.08	14.83		
20	QPSK	50	0	12.78	13.07	12.83	14.5	1
20	QPSK	50	24	12.74	13.03	12.81		
20	QPSK	50	50	12.91	13.07	12.73		
20	QPSK	100	0	12.91	13.05	12.98		
20	16QAM	1	0	13.26	13.46	13.32	14.5	1
20	16QAM	1	49	12.85	13.23	12.84		
20	16QAM	1	99	13.31	13.39	13.09		
20	16QAM	50	0	11.75	11.98	11.84	13.5	2
20	16QAM	50	24	11.74	12.06	11.81		
20	16QAM	50	50	11.99	12.03	11.74		
20	16QAM	100	0	11.74	12.11	11.86		
20	64QAM	1	0	12.67	12.86	12.78	13.5	2
20	64QAM	1	49	12.24	12.66	12.34		
20	64QAM	1	99	12.77	12.87	12.48		
20	64QAM	50	0	11.22	11.55	11.38	12.5	3
20	64QAM	50	24	11.23	11.52	11.29		
20	64QAM	50	50	11.4	11.56	11.28		
20	64QAM	100	0	11.3	11.6	11.43		
Channel				18675	18900	19125	Tune-up limit (dBm)	MPR (dB)
Frequency (MHz)				1857.5	1880	1902.5		
15	QPSK	1	0	15.05	15.31	15.24	15.5	0
15	QPSK	1	37	14.5	14.8	14.72		
15	QPSK	1	74	15.1	15.3	14.96		
15	QPSK	36	0	12.78	13.11	12.82	14.5	1
15	QPSK	36	20	12.68	13.02	12.8		
15	QPSK	36	39	12.77	13.01	12.72		
15	QPSK	75	0	12.67	12.99	12.71		
15	16QAM	1	0	13.3	13.5	13.29	14.5	1
15	16QAM	1	37	12.68	13.1	12.69		
15	16QAM	1	74	13.33	13.57	13.13		
15	16QAM	36	0	11.75	12.04	11.69	13.5	2
15	16QAM	36	20	11.64	11.99	11.7		
15	16QAM	36	39	11.7	11.87	11.55		
15	16QAM	75	0	11.67	11.84	11.65		
15	64QAM	1	0	12.68	12.88	12.65	13.5	2
15	64QAM	1	37	12.17	12.43	12.01		
15	64QAM	1	74	12.78	12.95	12.59		
15	64QAM	36	0	11.25	11.51	11.25	12.5	3
15	64QAM	36	20	11.15	11.38	11.1		
15	64QAM	36	39	11.23	11.38	11.09		
15	64QAM	75	0	11.22	11.28	11.21		



Channel				18650	18900	19150	Tune-up limit (dBm)	MPR (dB)
Frequency (MHz)				1855	1880	1905		
10	QPSK	1	0	14.95	15.29	15.16	15.5	0
10	QPSK	1	25	14.67	14.94	14.83		
10	QPSK	1	49	15.04	15.28	14.99		
10	QPSK	25	0	12.69	13.07	12.74	14.5	1
10	QPSK	25	12	12.71	13.01	12.79		
10	QPSK	25	25	12.72	13.06	12.77		
10	QPSK	50	0	12.68	13.11	12.71	14.5	1
10	16QAM	1	0	13.15	13.48	13.25		
10	16QAM	1	25	12.92	13.2	12.83		
10	16QAM	1	49	13.29	13.56	13.12	13.5	2
10	16QAM	25	0	11.64	12.1	11.8		
10	16QAM	25	12	11.74	12.06	11.78		
10	16QAM	25	25	11.74	12.1	11.8	13.5	2
10	16QAM	50	0	11.68	12.12	11.76		
10	64QAM	1	0	12.59	12.85	12.62		
10	64QAM	1	25	12.33	12.6	12.27	13.5	2
10	64QAM	1	49	12.78	12.93	12.56		
10	64QAM	25	0	11.18	11.58	11.3		
10	64QAM	25	12	11.25	11.54	11.28	12.5	3
10	64QAM	25	25	11.25	11.6	11.31		
10	64QAM	50	0	11.17	11.58	11.26		
Channel				18625	18900	19175	Tune-up limit (dBm)	MPR (dB)
Frequency (MHz)				1852.5	1880	1907.5		
5	QPSK	1	0	14.74	15.11	14.94	15.5	0
5	QPSK	1	12	14.54	14.92	14.69		
5	QPSK	1	24	14.56	14.93	14.63		
5	QPSK	12	0	12.61	12.99	12.73	14.5	1
5	QPSK	12	7	12.56	12.98	12.68		
5	QPSK	12	13	12.6	12.99	12.67		
5	QPSK	25	0	12.6	13	12.75	14.5	1
5	16QAM	1	0	13.03	13.42	13.08		
5	16QAM	1	12	12.75	13.27	12.99		
5	16QAM	1	24	12.77	13.26	12.99	13.5	2
5	16QAM	12	0	11.67	12.01	11.69		
5	16QAM	12	7	11.58	11.99	11.71		
5	16QAM	12	13	11.63	11.99	11.72	13.5	2
5	16QAM	25	0	11.54	11.93	11.69		
5	64QAM	1	0	12.38	12.7	12.45		
5	64QAM	1	12	12.16	12.63	12.27	13.5	2
5	64QAM	1	24	12.14	12.62	12.37		
5	64QAM	12	0	11.23	11.46	11.2		
5	64QAM	12	7	11.13	11.48	11.18	12.5	3
5	64QAM	12	13	11.16	11.49	11.12		
5	64QAM	25	0	11.11	11.43	11.18		



Channel				18615	18900	19185	Tune-up limit (dBm)	MPR (dB)
Frequency (MHz)				1851.5	1880	1908.5		
3	QPSK	1	0	14.62	14.96	14.74	15.5	0
3	QPSK	1	8	14.48	15	14.59		
3	QPSK	1	14	14.47	14.85	14.58		
3	QPSK	8	0	12.6	12.93	12.67	14.5	1
3	QPSK	8	4	12.59	13	12.67		
3	QPSK	8	7	12.58	13	12.62		
3	QPSK	15	0	12.55	12.95	12.62	14.5	1
3	16QAM	1	0	12.95	13.16	12.93		
3	16QAM	1	8	12.92	13.31	13.03		
3	16QAM	1	14	12.8	13.1	12.97	13.5	2
3	16QAM	8	0	11.68	12.01	11.75		
3	16QAM	8	4	11.64	12.01	11.73		
3	16QAM	8	7	11.55	12.01	11.7	13.5	2
3	16QAM	15	0	11.58	11.94	11.69		
3	64QAM	1	0	12.34	12.6	12.41		
3	64QAM	1	8	12.09	12.41	12.19	13.5	2
3	64QAM	1	14	12.15	12.49	12.3		
3	64QAM	8	0	11.16	11.51	11.21		
3	64QAM	8	4	11.15	11.48	11.19	12.5	3
3	64QAM	8	7	11.08	11.47	11.16		
3	64QAM	15	0	11.08	11.46	11.11		
Channel				18607	18900	19193	Tune-up limit (dBm)	MPR (dB)
Frequency (MHz)				1850.7	1880	1909.3		
1.4	QPSK	1	0	15.03	14.84	14.7	15.5	0
1.4	QPSK	1	3	15.12	15.02	14.86		
1.4	QPSK	1	5	15.06	14.95	14.75		
1.4	QPSK	3	0	15.12	15.01	14.85		
1.4	QPSK	3	1	15.17	15.02	14.92		
1.4	QPSK	3	3	15.16	15.08	14.92	14.5	1
1.4	QPSK	6	0	13.08	12.93	12.78		
1.4	16QAM	1	0	13.4	13.17	13.04	14.5	1
1.4	16QAM	1	3	13.48	13.23	13.2		
1.4	16QAM	1	5	13.23	12.98	12.8		
1.4	16QAM	3	0	13.17	13.01	12.82		
1.4	16QAM	3	1	13.15	13.04	12.86		
1.4	16QAM	3	3	13.16	13.1	12.85	13.5	2
1.4	16QAM	6	0	12.19	12.11	11.93		
1.4	64QAM	1	0	12.82	12.57	12.57	13.5	2
1.4	64QAM	1	3	12.83	12.55	12.46		
1.4	64QAM	1	5	12.84	12.64	12.36		
1.4	64QAM	3	0	12.65	12.53	12.32		
1.4	64QAM	3	1	12.79	12.58	12.44		
1.4	64QAM	3	3	12.7	12.53	12.35	12.5	3
1.4	64QAM	6	0	11.62	11.5	11.34		



<LTE Band 4>

BW [MHz]	Modulation	RB Size	RB Offset	Power Low Ch. / Freq.	Power Middle Ch. / Freq.	Power High Ch. / Freq.	Tune-up limit (dBm)	MPR (dB)
Channel				20050	20175	20300		
Frequency (MHz)				1720	1732.5	1745		
20	QPSK	1	0	15.29	15.17	15.1	16	0
20	QPSK	1	49	14.93	14.97	14.86		
20	QPSK	1	99	15.08	15.04	14.77		
20	QPSK	50	0	13.69	13.65	13.51	15	1
20	QPSK	50	24	13.55	13.55	13.36		
20	QPSK	50	50	13.51	13.57	13.59		
20	QPSK	100	0	13.73	13.57	13.55	15	1
20	16QAM	1	0	13.93	13.83	13.63		
20	16QAM	1	49	13.68	13.84	13.5		
20	16QAM	1	99	13.55	13.58	13.41	14	2
20	16QAM	50	0	12.73	12.64	12.55		
20	16QAM	50	24	12.62	12.6	12.41		
20	16QAM	50	50	12.62	12.59	12.38	14	2
20	16QAM	100	0	12.74	12.59	12.4		
20	64QAM	1	0	12.86	12.86	12.59		
20	64QAM	1	49	12.54	12.64	12.29	14	2
20	64QAM	1	99	12.71	12.58	12.39		
20	64QAM	50	0	11.74	11.64	11.51		
20	64QAM	50	24	11.55	11.59	11.35	13	3
20	64QAM	50	50	11.57	11.57	11.37		
20	64QAM	100	0	11.68	11.59	11.41		
Channel				20025	20175	20325		
Frequency (MHz)				1717.5	1732.5	1747.5		
15	QPSK	1	0	15.32	15.15	15.17	16	0
15	QPSK	1	37	15.16	14.79	14.54		
15	QPSK	1	74	15.02	14.97	14.8		
15	QPSK	36	0	13.72	13.7	13.42	15	1
15	QPSK	36	20	13.71	13.59	13.35		
15	QPSK	36	39	13.55	13.58	13.32		
15	QPSK	75	0	13.73	13.57	13.47	15	1
15	16QAM	1	0	14.16	14.06	13.9		
15	16QAM	1	37	13.56	13.64	13.36		
15	16QAM	1	74	13.74	13.75	13.47	14	2
15	16QAM	36	0	12.7	12.75	12.5		
15	16QAM	36	20	12.65	12.54	12.37		
15	16QAM	36	39	12.59	12.59	12.34	14	2
15	16QAM	75	0	12.66	12.6	12.48		
15	64QAM	1	0	12.85	12.87	12.69		
15	64QAM	1	37	12.7	12.55	12.39	14	2
15	64QAM	1	74	12.66	12.52	12.32		
15	64QAM	36	0	11.68	11.73	11.49		
15	64QAM	36	20	11.67	11.59	11.38	13	3
15	64QAM	36	39	11.53	11.55	11.32		
15	64QAM	75	0	11.69	11.58	11.46		



Channel				20000	20175	20350	Tune-up limit (dBm)	MPR (dB)		
Frequency (MHz)				1715	1732.5	1750				
10	QPSK	1	0	15.39	15.39	15.25	16	0		
10	QPSK	1	25	15.07	15.05	14.92				
10	QPSK	1	49	15.36	15.37	15.4				
10	QPSK	25	0	13.79	13.64	13.63	15	1		
10	QPSK	25	12	13.68	13.62	13.55				
10	QPSK	25	25	13.8	13.73	13.6				
10	QPSK	50	0	13.73	13.7	13.58	15	1		
10	16QAM	1	0	14.27	14.2	14.08				
10	16QAM	1	25	13.82	13.78	13.68				
10	16QAM	1	49	14.31	14.22	14.15	14	2		
10	16QAM	25	0	12.76	12.64	12.58				
10	16QAM	25	12	12.67	12.62	12.52				
10	16QAM	25	25	12.67	12.67	12.58	14	2		
10	16QAM	50	0	12.75	12.71	12.64				
10	64QAM	1	0	13.19	13.09	12.88				
10	64QAM	1	25	12.65	12.59	12.56	14	2		
10	64QAM	1	49	13.15	13.1	12.96				
10	64QAM	25	0	11.85	11.63	11.6				
10	64QAM	25	12	11.66	11.59	11.49	13	3		
10	64QAM	25	25	11.79	11.73	11.61				
10	64QAM	25	25	11.79	11.73	11.61				
10	64QAM	50	0	11.73	11.67	11.58	13	3		
Channel				19975	20175	20375			Tune-up limit (dBm)	MPR (dB)
Frequency (MHz)				1712.5	1732.5	1752.5				
5	QPSK	1	0	15.27	15.1	15.03	16	0		
5	QPSK	1	12	15.12	15.05	14.89				
5	QPSK	1	24	15.35	15.19	15.14				
5	QPSK	12	0	13.79	13.59	13.46	15	1		
5	QPSK	12	7	13.76	13.58	13.51				
5	QPSK	12	13	13.76	13.59	13.51				
5	QPSK	25	0	14.31	14.13	14.06	15	1		
5	16QAM	1	0	14.09	13.9	13.83				
5	16QAM	1	12	13.85	13.84	13.62				
5	16QAM	1	24	13.95	13.93	13.82	14	2		
5	16QAM	12	0	12.73	12.63	12.44				
5	16QAM	12	7	12.73	12.59	12.47				
5	16QAM	12	13	12.78	12.65	12.52	14	2		
5	16QAM	25	0	13.81	13.67	13.6				
5	64QAM	1	0	13.01	12.83	12.76				
5	64QAM	1	12	12.76	12.76	12.53	14	2		
5	64QAM	1	24	12.91	12.86	12.76				
5	64QAM	12	0	11.7	11.59	11.5				
5	64QAM	12	7	11.75	11.67	11.5	13	3		
5	64QAM	12	13	11.73	11.63	11.43				
5	64QAM	25	0	11.77	11.71	11.6				



Channel				19965	20175	20385	Tune-up limit (dBm)	MPR (dB)
Frequency (MHz)				1711.5	1732.5	1753.5		
3	QPSK	1	0	15.11	15.03	14.91	16	0
3	QPSK	1	8	15.23	15.11	14.92		
3	QPSK	1	14	15.19	15.05	14.84		
3	QPSK	8	0	13.75	13.63	13.47	15	1
3	QPSK	8	4	13.75	13.56	13.46		
3	QPSK	8	7	13.66	13.5	13.38		
3	QPSK	15	0	13.68	13.53	13.43	15	1
3	16QAM	1	0	13.97	13.77	13.77		
3	16QAM	1	8	13.76	13.65	13.5		
3	16QAM	1	14	13.92	13.64	13.61	14	2
3	16QAM	8	0	12.79	12.63	12.5		
3	16QAM	8	4	12.79	12.59	12.46		
3	16QAM	8	7	12.75	12.56	12.43	14	2
3	16QAM	15	0	12.78	12.59	12.41		
3	64QAM	1	0	12.81	12.78	12.54		
3	64QAM	1	8	12.75	12.68	12.5	14	2
3	64QAM	1	14	12.79	12.69	12.53		
3	64QAM	8	0	11.76	11.58	11.43		
3	64QAM	8	4	11.75	11.61	11.46	13	3
3	64QAM	8	7	11.72	11.57	11.4		
3	64QAM	15	0	11.68	11.56	11.41		
Channel				19957	20175	20393	Tune-up limit (dBm)	MPR (dB)
Frequency (MHz)				1710.7	1732.5	1754.3		
1.4	QPSK	1	0	15.07	14.86	14.81	16	0
1.4	QPSK	1	3	15.03	15.01	14.88		
1.4	QPSK	1	5	15.1	14.93	14.83		
1.4	QPSK	3	0	15.15	15.02	14.88	15	1
1.4	QPSK	3	1	15.19	15.11	14.91		
1.4	QPSK	3	3	15.13	15.14	14.91		
1.4	QPSK	6	0	13.62	13.5	13.35	15	1
1.4	16QAM	1	0	13.86	13.68	13.57	15	1
1.4	16QAM	1	3	13.92	13.88	13.68		
1.4	16QAM	1	5	13.68	13.83	13.46		
1.4	16QAM	3	0	13.62	13.55	13.4	15	1
1.4	16QAM	3	1	13.67	13.56	13.42		
1.4	16QAM	3	3	13.69	13.59	13.44		
1.4	16QAM	6	0	12.75	12.61	12.5	14	2
1.4	64QAM	1	0	13.87	13.59	13.32	14	2
1.4	64QAM	1	3	13.82	13.55	13.48		
1.4	64QAM	1	5	13.86	13.56	13.48		
1.4	64QAM	3	0	13.73	13.56	13.4	14	2
1.4	64QAM	3	1	13.67	13.63	13.44		
1.4	64QAM	3	3	13.74	13.51	13.41		
1.4	64QAM	6	0	12.67	12.51	12.35	13	3



<LTE Band 7>

BW [MHz]	Modulation	RB Size	RB Offset	Power Low Ch. / Freq.	Power Middle Ch. / Freq.	Power High Ch. / Freq.	Tune-up limit (dBm)	MPR (dB)
Channel				20850	21100	21350		
Frequency (MHz)				2510	2535	2560		
20	QPSK	1	0	17.89	18.05	17.48		
20	QPSK	1	49	18.12	18.19	18.14	18.5	0
20	QPSK	1	99	18.38	18.27	18.17		
20	QPSK	50	0	16.53	16.52	16.5		
20	QPSK	50	24	16.27	16.47	15.53	17.5	1
20	QPSK	50	50	16.52	16.32	15.86		
20	QPSK	100	0	16.62	16.59	15.54		
20	16QAM	1	0	17.08	17	15.95	17.5	1
20	16QAM	1	49	16.87	16.12	15.9		
20	16QAM	1	99	17.02	16.84	15.78		
20	16QAM	50	0	15.46	14.74	14.52	16.5	2
20	16QAM	50	24	15.71	14.67	14.54		
20	16QAM	50	50	14.9	14.68	14.56		
20	16QAM	100	0	15.61	14.71	14.56	16.5	2
20	64QAM	1	0	14.93	14.93	14.75		
20	64QAM	1	49	15.11	14.97	14.73		
20	64QAM	1	99	15.26	15.07	15.01	15.5	3
20	64QAM	50	0	14.08	13.95	13.82		
20	64QAM	50	24	14.05	13.95	13.77		
20	64QAM	50	50	14.05	13.97	13.79	15.5	3
20	64QAM	100	0	14.08	14.02	13.91		
Channel				20825	21100	21375		
Frequency (MHz)				2507.5	2535	2562.5		
15	QPSK	1	0	18.01	17.77	17.11		
15	QPSK	1	37	18.05	17.88	17.05	18.5	0
15	QPSK	1	74	18.44	18.31	18.14		
15	QPSK	36	0	16.58	16.5	16.4		
15	QPSK	36	20	16.5	16.54	16.36	17.5	1
15	QPSK	36	39	16.64	16.51	16.11		
15	QPSK	75	0	16.88	16.33	16.48		
15	16QAM	1	0	16.86	16.03	16.66	17.5	1
15	16QAM	1	37	16.9	15.6	16.13		
15	16QAM	1	74	16.99	15.76	15.69		
15	16QAM	36	0	15.51	14.58	14.58	16.5	2
15	16QAM	36	20	15.63	14.63	14.5		
15	16QAM	36	39	15.37	14.6	14.53		
15	16QAM	75	0	15.48	15.45	14.56	16.5	2
15	64QAM	1	0	14.79	14.8	14.71		
15	64QAM	1	37	14.96	14.9	14.83		
15	64QAM	1	74	15.16	15.07	14.93	16.5	2
15	64QAM	36	0	14.04	13.93	13.82		
15	64QAM	36	20	14	13.9	13.81		
15	64QAM	36	39	14.02	13.91	13.77	15.5	3
15	64QAM	75	0	14.06	14.03	13.75		



Channel				20800	21100	21400	Tune-up limit (dBm)	MPR (dB)		
Frequency (MHz)				2505	2535	2565				
10	QPSK	1	0	18.3	18.43	18.03	18.5	0		
10	QPSK	1	25	18.17	18.09	18.07				
10	QPSK	1	49	18.37	18.24	18.49				
10	QPSK	25	0	16.59	16.64	16.58	17.5	1		
10	QPSK	25	12	16.36	16.44	16.28				
10	QPSK	25	25	16.64	16.19	16.21				
10	QPSK	50	0	16.62	16.31	16.24	17.5	1		
10	16QAM	1	0	17.21	16.99	17.13				
10	16QAM	1	25	16.8	16.54	16.68				
10	16QAM	1	49	16.97	16.83	16.8	16.5	2		
10	16QAM	25	0	15.66	15.64	15.35				
10	16QAM	25	12	15.44	15.27	15.34				
10	16QAM	25	25	15.55	15.12	15.37	16.5	2		
10	16QAM	50	0	15.38	15.56	15.53				
10	64QAM	1	0	14.89	14.98	15.04				
10	64QAM	1	25	14.82	14.8	14.8	16.5	2		
10	64QAM	1	49	15.08	14.91	15				
10	64QAM	25	0	13.83	13.7	13.76				
10	64QAM	25	12	13.7	13.65	13.69	15.5	3		
10	64QAM	25	25	13.75	13.65	13.73				
10	64QAM	25	25	13.75	13.65	13.73				
10	64QAM	50	0	13.77	13.78	13.78	15.5	3		
Channel				20775	21100	21425			Tune-up limit (dBm)	MPR (dB)
Frequency (MHz)				2502.5	2535	2567.5				
5	QPSK	1	0	17.74	18.11	18.03	18.5	0		
5	QPSK	1	12	17.83	18.1	17.97				
5	QPSK	1	24	18.14	18.15	18.05				
5	QPSK	12	0	16.82	16.7	16.59	17.5	1		
5	QPSK	12	7	16.8	16.67	16.63				
5	QPSK	12	13	16.77	16.69	16.61				
5	QPSK	25	0	16.7	16.69	16.61	17.5	1		
5	16QAM	1	0	17.03	16.98	16.87				
5	16QAM	1	12	16.97	17	16.72				
5	16QAM	1	24	16.98	16.93	16.79	16.5	2		
5	16QAM	12	0	15.85	15.77	15.67				
5	16QAM	12	7	15.78	15.77	15.63				
5	16QAM	12	13	15.75	15.74	15.59	16.5	2		
5	16QAM	25	0	15.7	15.69	15.59				
5	64QAM	1	0	14.78	14.72	14.8				
5	64QAM	1	12	14.77	14.62	14.76	16.5	2		
5	64QAM	1	24	14.9	14.71	14.86				
5	64QAM	12	0	13.77	13.72	13.71				
5	64QAM	12	7	13.71	13.67	13.68	15.5	3		
5	64QAM	12	13	13.73	13.64	13.71				
5	64QAM	25	0	13.7	13.62	13.69				



<LTE Band 12>

BW [MHz]	Modulation	RB Size	RB Offset	Power Low Ch. / Freq.	Power Middle Ch. / Freq.	Power High Ch. / Freq.	Tune-up limit (dBm)	MPR (dB)
Channel				23060	23095	23130		
Frequency (MHz)				704	707.5	711		
10	QPSK	1	0	21.49	21.55	21.56		
10	QPSK	1	25	21.17	21.2	21.23	22	0
10	QPSK	1	49	21.53	21.47	21.51		
10	QPSK	25	0	19.13	19.19	19.18		
10	QPSK	25	12	19.18	19.15	19.15	21	1
10	QPSK	25	25	19.11	19.12	19.11		
10	QPSK	50	0	19.12	19.1	19.21		
10	16QAM	1	0	19.57	19.65	19.55	21	1
10	16QAM	1	25	19.31	19.31	19.42		
10	16QAM	1	49	19.56	19.58	19.63		
10	16QAM	25	0	18.26	18.09	18.18	20	2
10	16QAM	25	12	18.06	18.14	18.09		
10	16QAM	25	25	18.11	18.13	18.13		
10	16QAM	50	0	18.24	18.05	18.07	20	2
10	64QAM	1	0	18.39	18.47	18.44		
10	64QAM	1	25	18.3	18.18	18.28		
10	64QAM	1	49	18.52	18.48	18.44	19	3
10	64QAM	25	0	17.31	17.17	17.19		
10	64QAM	25	12	17.36	17.21	17.15		
10	64QAM	25	25	17.2	17.17	17.25	19	3
10	64QAM	50	0	17.26	17.16	17.32		
Channel				23035	23095	23155		
Frequency (MHz)				701.5	707.5	713.5		
5	QPSK	1	0	21.08	21.15	21.21	22	0
5	QPSK	1	12	21.1	21.17	21.29		
5	QPSK	1	24	21.21	21.14	21.42		
5	QPSK	12	0	19.09	19.05	19.12	21	1
5	QPSK	12	7	19.07	19.02	19.18		
5	QPSK	12	13	19.03	19.01	19.19		
5	QPSK	25	0	19.01	19.02	19.12	21	1
5	16QAM	1	0	19.14	19.21	19.42		
5	16QAM	1	12	19.29	19.18	19.28		
5	16QAM	1	24	19.28	19.23	19.43	20	2
5	16QAM	12	0	18.03	18.07	18.06		
5	16QAM	12	7	18.09	18.01	18.19		
5	16QAM	12	13	18.03	18.09	18.24	20	2
5	16QAM	25	0	18.08	18.02	18.13		
5	64QAM	1	0	18.23	18.44	18.33		
5	64QAM	1	12	18.38	18.52	18.48	20	2
5	64QAM	1	24	18.41	18.47	18.55		
5	64QAM	12	0	17.27	17.34	17.47		
5	64QAM	12	7	17.35	17.36	17.4	19	3
5	64QAM	12	13	17.27	17.39	17.42		
5	64QAM	25	0	17.33	17.39	17.4		



Channel				23025	23095	23165	Tune-up limit (dBm)	MPR (dB)
Frequency (MHz)				700.5	707.5	714.5		
3	QPSK	1	0	21.13	21.15	21.27	22	0
3	QPSK	1	8	21.26	21.34	21.29		
3	QPSK	1	14	21.19	21.21	21.37		
3	QPSK	8	0	19.01	19.04	19.14	21	1
3	QPSK	8	4	19.09	19.06	19.11		
3	QPSK	8	7	19.09	19.04	19.11		
3	QPSK	15	0	19.08	19	19.09		
3	16QAM	1	0	19.21	19.29	19.35	21	1
3	16QAM	1	8	19.2	19.26	19.41		
3	16QAM	1	14	19.23	19.27	19.33		
3	16QAM	8	0	18.15	18.03	18.28	20	2
3	16QAM	8	4	18.1	18.1	18.2		
3	16QAM	8	7	18.08	18.02	18.16		
3	16QAM	15	0	18.04	18.04	18.19		
3	64QAM	1	0	18.43	18.47	18.47	20	2
3	64QAM	1	8	18.38	18.51	18.5		
3	64QAM	1	14	18.4	18.52	18.52		
3	64QAM	8	0	17.3	17.35	17.37	19	3
3	64QAM	8	4	17.26	17.36	17.44		
3	64QAM	8	7	17.21	17.29	17.43		
3	64QAM	15	0	17.18	17.29	17.34		
Channel				23017	23095	23173	Tune-up limit (dBm)	MPR (dB)
Frequency (MHz)				699.7	707.5	715.3		
1.4	QPSK	1	0	21.1	21.06	21.16	22	0
1.4	QPSK	1	3	21.11	21.14	21.31		
1.4	QPSK	1	5	21.14	21.08	21.33		
1.4	QPSK	3	0	21.11	21.12	21.25		
1.4	QPSK	3	1	21.21	21.13	21.38		
1.4	QPSK	3	3	21.18	21.23	21.29		
1.4	QPSK	6	0	19.08	19.07	19.08	21	1
1.4	16QAM	1	0	19.17	19.09	19.35	21	1
1.4	16QAM	1	3	19.28	19.23	19.42		
1.4	16QAM	1	5	19.18	19.21	19.34		
1.4	16QAM	3	0	18.9	18.97	19.12		
1.4	16QAM	3	1	18.99	18.99	19.19		
1.4	16QAM	3	3	18.96	19.07	19.14		
1.4	16QAM	6	0	18.1	18.07	18.26	20	2
1.4	64QAM	1	0	18.3	18.46	18.39	20	2
1.4	64QAM	1	3	18.33	18.48	18.55		
1.4	64QAM	1	5	18.32	18.44	18.55		
1.4	64QAM	3	0	18.21	18.24	18.3		
1.4	64QAM	3	1	18.29	18.38	18.44		
1.4	64QAM	3	3	18.25	18.4	18.39		
1.4	64QAM	6	0	17.29	17.31	17.33	19	3



<LTE Band 13>

BW [MHz]	Modulation	RB Size	RB Offset	Power Low Ch. / Freq.	Power Middle Ch. / Freq.	Power High Ch. / Freq.	Tune-up limit (dBm)	MPR (dB)
Channel				23230				
Frequency (MHz)				782				
10	QPSK	1	0		19.68		20	0
10	QPSK	1	25		19.4			
10	QPSK	1	49		19.46			
10	QPSK	25	0		17.3		19	1
10	QPSK	25	12		17.19			
10	QPSK	25	25		17.16			
10	QPSK	50	0		17.39		19	1
10	16QAM	1	0		17.73			
10	16QAM	1	25		17.53			
10	16QAM	1	49		17.49		18	2
10	16QAM	25	0		16.33			
10	16QAM	25	12		16.15			
10	16QAM	25	25		16.18		18	2
10	16QAM	50	0		16.37			
10	64QAM	1	0		16.71			
10	64QAM	1	25		16.46		18	2
10	64QAM	1	49		16.5			
10	64QAM	25	0		15.6			
10	64QAM	25	12		15.31		17	3
10	64QAM	25	25		15.3			
10	64QAM	50	0		15.42			
Channel				23205	23230	23255	Tune-up limit (dBm)	MPR (dB)
Frequency (MHz)				779.5	782	784.5		
5	QPSK	1	0	19.2	19.25	19.25	20	0
5	QPSK	1	12	19.37	19.3	19.15		
5	QPSK	1	24	19.31	19.24	19.2		
5	QPSK	12	0	17.16	17.14	17.17	19	1
5	QPSK	12	7	17.17	17.11	17.02		
5	QPSK	12	13	17.11	17.21	17.02		
5	QPSK	25	0	17.13	17.17	17.03	19	1
5	16QAM	1	0	17.28	17.35	17.39		
5	16QAM	1	12	17.29	17.18	17.09		
5	16QAM	1	24	17.49	17.22	17.21	19	1
5	16QAM	12	0	16.2	16.2	16.19		
5	16QAM	12	7	16.22	16.07	16.01		
5	16QAM	12	13	16.19	16.19	16.06	18	2
5	16QAM	25	0	16.17	16.12	16.09		
5	64QAM	1	0	16.15	16.32	16.34		
5	64QAM	1	12	16.51	16.01	16.35	18	2
5	64QAM	1	24	16.83	16.31	16.34		
5	64QAM	12	0	15.41	15.17	15.21		
5	64QAM	12	7	15.26	15.19	15.18	17	3
5	64QAM	12	13	15.27	15.27	15.21		
5	64QAM	25	0	15.38	15.09	15.18		



<LTE Band 14>

BW [MHz]	Modulation	RB Size	RB Offset	Power Low Ch. / Freq.	Power Middle Ch. / Freq.	Power High Ch. / Freq.	Tune-up limit (dBm)	MPR (dB)
Channel				23330				
Frequency (MHz)				793				
10	QPSK	1	0		19.52		20	0
10	QPSK	1	25		19.3			
10	QPSK	1	49		19.5			
10	QPSK	25	0		17.42		19	1
10	QPSK	25	12		17.14			
10	QPSK	25	25		17.15			
10	QPSK	50	0		17.24		19	1
10	16QAM	1	0		17.68			
10	16QAM	1	25		17.37			
10	16QAM	1	49		17.44		18	2
10	16QAM	25	0		16.37			
10	16QAM	25	12		16.19			
10	16QAM	25	25		16.15		18	2
10	16QAM	50	0		16.33			
10	64QAM	1	0		16.68			
10	64QAM	1	25		16.14		18	2
10	64QAM	1	49		16.52			
10	64QAM	25	0		15.48			
10	64QAM	25	12		15.07		17	3
10	64QAM	25	25		15.22			
10	64QAM	50	0		15.24			
Channel				23305	23330	23355	Tune-up limit (dBm)	MPR (dB)
Frequency (MHz)				790.5	793	795.5		
5	QPSK	1	0	19.15	19.23	19.2	20	0
5	QPSK	1	12	19.26	19.39	19.26		
5	QPSK	1	24	19.3	19.33	19.25		
5	QPSK	12	0	17.16	17.02	17.03	19	1
5	QPSK	12	7	17.11	17.06	17.12		
5	QPSK	12	13	17.03	17.12	17.12		
5	QPSK	25	0	17.13	17.25	17.09	19	1
5	16QAM	1	0	17.22	17.36	17.43		
5	16QAM	1	12	17.2	17.17	17.13		
5	16QAM	1	24	17.32	17.3	17.25	19	1
5	16QAM	12	0	16.15	16.09	16.07		
5	16QAM	12	7	16.13	16.12	16.11		
5	16QAM	12	13	16.05	16.12	16.16	18	2
5	16QAM	25	0	16.18	16.07	16.07		
5	64QAM	1	0	16.32	16.03	16.09		
5	64QAM	1	12	16.17	16.14	16.22	18	2
5	64QAM	1	24	16.03	16.24	16.24		
5	64QAM	12	0	15.16	15.14	15.07		
5	64QAM	12	7	15.17	15.08	15.12	17	3
5	64QAM	12	13	15.1	15.11	15.18		
5	64QAM	25	0	15.17	15.1	15.03		



<LTE Band 17>

BW [MHz]	Modulation	RB Size	RB Offset	Power Low Ch. / Freq.	Power Middle Ch. / Freq.	Power High Ch. / Freq.	Tune-up limit (dBm)	MPR (dB)
Channel				23780	23790	23800		
Frequency (MHz)				709	710	711		
10	QPSK	1	0	21.56	21.52	21.54	22	0
10	QPSK	1	25	21.24	21.22	21.34		
10	QPSK	1	49	21.49	21.64	21.6		
10	QPSK	25	0	19.16	19.27	19.26	21	1
10	QPSK	25	12	19.18	19.15	19.26		
10	QPSK	25	25	19.24	19.27	19.35		
10	QPSK	50	0	19.15	19.24	19.28		
10	16QAM	1	0	19.67	19.65	19.75	21	1
10	16QAM	1	25	19.4	19.46	19.52		
10	16QAM	1	49	19.62	19.74	19.73		
10	16QAM	25	0	18.18	18.36	18.28	20	2
10	16QAM	25	12	18.18	18.29	18.28		
10	16QAM	25	25	18.25	18.37	18.36		
10	16QAM	50	0	18.25	18.37	18.32		
10	64QAM	1	0	18.26	18.17	18.13	20	2
10	64QAM	1	25	18.04	18.07	18.02		
10	64QAM	1	49	18.33	18.29	18.36		
10	64QAM	25	0	17.02	17.06	17.02	19	3
10	64QAM	25	12	16.97	16.88	16.94		
10	64QAM	25	25	16.92	16.96	17.03		
10	64QAM	50	0	16.95	17	16.95		
Channel				23755	23790	23825	Tune-up limit (dBm)	MPR (dB)
Frequency (MHz)				706.5	710	713.5		
5	QPSK	1	0	21.19	21.32	21.16	22	0
5	QPSK	1	12	21.31	21.18	21.3		
5	QPSK	1	24	21.4	21.4	21.35		
5	QPSK	12	0	19.11	19.19	19.16	21	1
5	QPSK	12	7	19.2	19.25	19.29		
5	QPSK	12	13	19.19	19.24	19.15		
5	QPSK	25	0	19.2	19.31	19.21		
5	16QAM	1	0	19.34	19.44	19.47	21	1
5	16QAM	1	12	19.15	19.43	19.39		
5	16QAM	1	24	19.46	19.46	19.36		
5	16QAM	12	0	18.21	18.19	18.17	20	2
5	16QAM	12	7	18.21	18.2	18.29		
5	16QAM	12	13	18.26	18.31	18.19		
5	16QAM	25	0	18.17	18.29	18.23		
5	64QAM	1	0	18.41	18.34	18.29	20	2
5	64QAM	1	12	18.41	18.41	18.55		
5	64QAM	1	24	18.36	18.45	18.59		
5	64QAM	12	0	17.36	17.32	17.45	19	3
5	64QAM	12	7	17.31	17.33	17.49		
5	64QAM	12	13	17.29	17.4	17.4		
5	64QAM	25	0	17.36	17.38	17.45		



<LTE Band 25>

BW [MHz]	Modulation	RB Size	RB Offset	Power Low Ch. / Freq.	Power Middle Ch. / Freq.	Power High Ch. / Freq.	Tune-up limit (dBm)	MPR (dB)
Channel				26140	26340	26590		
Frequency (MHz)				1860	1880	1905		
20	QPSK	1	0	14.97	15.3	15.37	15.5	0
20	QPSK	1	49	14.7	14.85	15.03		
20	QPSK	1	99	15.16	15.08	15.33		
20	QPSK	50	0	12.88	12.95	13.14	14.5	1
20	QPSK	50	24	12.82	12.92	13.05		
20	QPSK	50	50	12.95	12.95	13.06		
20	QPSK	100	0	12.84	12.94	13.1	14.5	1
20	16QAM	1	0	13.2	13.44	13.52		
20	16QAM	1	49	12.87	13.07	13.26		
20	16QAM	1	99	13.22	13.15	13.57	13.5	2
20	16QAM	50	0	11.85	11.98	12.17		
20	16QAM	50	24	11.82	11.98	12.07		
20	16QAM	50	50	11.92	11.95	12.06	13.5	2
20	16QAM	100	0	11.84	11.99	12.18		
20	64QAM	1	0	13.07	13.31	13.4		
20	64QAM	1	49	12.7	12.92	12.98	13.5	2
20	64QAM	1	99	13.25	13.2	13.44		
20	64QAM	50	0	11.86	11.99	12.18		
20	64QAM	50	24	11.79	11.98	12.1	12.5	3
20	64QAM	50	50	11.9	11.98	12.13		
20	64QAM	100	0	11.78	11.92	12.08		
Channel				26115	26340	26615		
Frequency (MHz)				1857.5	1880	1907.5		
15	QPSK	1	0	14.99	15.13	15.04	15.5	0
15	QPSK	1	37	15.27	15.12	14.73		
15	QPSK	1	74	15.02	15.25	14.96		
15	QPSK	36	0	12.87	13.27	13.04	14.5	1
15	QPSK	36	20	12.96	13.23	13.03		
15	QPSK	36	39	13.06	13.27	13.02		
15	QPSK	75	0	13.04	13.24	13.01	14.5	1
15	16QAM	1	0	13.16	13.44	13.25		
15	16QAM	1	37	12.72	13.23	12.93		
15	16QAM	1	74	13.16	13.48	13.14	13.5	2
15	16QAM	36	0	11.92	12.28	12.05		
15	16QAM	36	20	11.97	12.25	12.01		
15	16QAM	36	39	12.06	12.26	12.01	13.5	2
15	16QAM	75	0	12.04	12.29	11.99		
15	64QAM	1	0	12.91	13.34	13.25		
15	64QAM	1	37	12.86	13.27	12.83	13.5	2
15	64QAM	1	74	13.05	13.44	13.1		
15	64QAM	36	0	11.92	12.32	12.1		
15	64QAM	36	20	11.9	12.25	11.93	12.5	3
15	64QAM	36	39	12.04	12.26	12.02		
15	64QAM	75	0	12.04	12.28	12.07		



Channel				26090	26340	26640	Tune-up limit (dBm)	MPR (dB)		
Frequency (MHz)				1855	1880	1910				
10	QPSK	1	0	14.97	15.37	15.3	15.5	0		
10	QPSK	1	25	14.7	15.03	14.85				
10	QPSK	1	49	15.16	15.33	15.08				
10	QPSK	25	0	12.88	13.14	12.95	14.5	1		
10	QPSK	25	12	12.82	13.05	12.92				
10	QPSK	25	25	12.95	13.06	12.95				
10	QPSK	50	0	12.84	13.1	12.94	14.5	1		
10	16QAM	1	0	13.2	13.52	13.44				
10	16QAM	1	25	12.87	13.26	13.07				
10	16QAM	1	49	13.22	13.57	13.15	13.5	2		
10	16QAM	25	0	11.85	12.17	11.98				
10	16QAM	25	12	11.82	12.07	11.98				
10	16QAM	25	25	11.92	12.06	11.95	13.5	2		
10	16QAM	50	0	11.84	12.18	11.99				
10	64QAM	1	0	13.07	13.4	13.31				
10	64QAM	1	25	12.7	12.98	12.92	13.5	2		
10	64QAM	1	49	13.25	13.44	13.2				
10	64QAM	25	0	11.86	12.18	11.99				
10	64QAM	25	12	11.79	12.1	11.98	12.5	3		
10	64QAM	25	25	11.9	12.13	11.98				
10	64QAM	25	25	11.9	12.13	11.98				
10	64QAM	50	0	11.78	12.08	11.92	12.5	3		
Channel				26065	26340	26665			Tune-up limit (dBm)	MPR (dB)
Frequency (MHz)				1852.5	1880	1912.5				
5	QPSK	1	0	14.85	15.25	15.08	15.5	0		
5	QPSK	1	12	14.62	15.08	14.86				
5	QPSK	1	24	14.73	14.99	14.82				
5	QPSK	12	0	12.79	13.07	12.9	14.5	1		
5	QPSK	12	7	12.71	13.01	12.84				
5	QPSK	12	13	12.68	12.97	12.85				
5	QPSK	25	0	12.73	13.06	12.86	14.5	1		
5	16QAM	1	0	13.1	13.37	13.19				
5	16QAM	1	12	12.87	13.19	13				
5	16QAM	1	24	12.95	13.2	12.98	13.5	2		
5	16QAM	12	0	11.81	12.09	11.93				
5	16QAM	12	7	11.77	12.06	11.88				
5	16QAM	12	13	11.72	12.04	11.82	13.5	2		
5	16QAM	25	0	11.74	12.08	11.86				
5	64QAM	1	0	12.98	13.28	13.09				
5	64QAM	1	12	12.73	13.03	12.85	13.5	2		
5	64QAM	1	24	12.82	13.02	12.93				
5	64QAM	12	0	11.82	12.07	11.9				
5	64QAM	12	7	11.71	12.08	11.88	12.5	3		
5	64QAM	12	13	11.71	11.98	11.82				
5	64QAM	25	0	11.74	12.07	11.9				



Channel				26055	26340	26675	Tune-up limit (dBm)	MPR (dB)
Frequency (MHz)				1851.5	1880	1913.5		
3	QPSK	1	0	14.76	15.13	14.98	15.5	0
3	QPSK	1	8	14.82	14.99	14.73		
3	QPSK	1	14	14.65	14.95	14.75		
3	QPSK	8	0	12.72	13.02	12.85	14.5	1
3	QPSK	8	4	12.71	13	12.83		
3	QPSK	8	7	12.69	12.99	12.84		
3	QPSK	15	0	12.67	12.97	12.84	14.5	1
3	16QAM	1	0	13	13.26	13.1		
3	16QAM	1	8	12.98	13.4	13.02		
3	16QAM	1	14	12.89	13.18	13	13.5	2
3	16QAM	8	0	11.79	12.07	11.83		
3	16QAM	8	4	11.79	12.12	11.9		
3	16QAM	8	7	11.75	12.02	11.86	13.5	2
3	16QAM	15	0	11.74	12.03	11.85		
3	64QAM	1	0	12.83	13.09	12.92		
3	64QAM	1	8	12.82	13.23	12.95	13.5	2
3	64QAM	1	14	12.82	13.12	12.86		
3	64QAM	8	0	11.74	12.1	11.86		
3	64QAM	8	4	11.74	12.04	11.85	12.5	3
3	64QAM	8	7	11.7	12	11.82		
3	64QAM	15	0	11.72	12.02	11.84		
Channel				26047	26340	26683	Tune-up limit (dBm)	MPR (dB)
Frequency (MHz)				1850.7	1880	1914.3		
1.4	QPSK	1	0	14.64	15.07	14.81	15.5	0
1.4	QPSK	1	3	14.75	15.09	14.86		
1.4	QPSK	1	5	14.61	14.92	14.7		
1.4	QPSK	3	0	14.73	14.99	14.8		
1.4	QPSK	3	1	14.74	15.07	14.8		
1.4	QPSK	3	3	14.72	15.01	14.86	14.5	1
1.4	QPSK	6	0	12.66	12.95	12.75		
1.4	16QAM	1	0	12.9	13.18	13.06	14.5	1
1.4	16QAM	1	3	13.03	13.25	12.95		
1.4	16QAM	1	5	12.88	13.17	13.02		
1.4	16QAM	3	0	12.73	12.99	12.82		
1.4	16QAM	3	1	12.76	13.02	12.8		
1.4	16QAM	3	3	12.72	13.05	12.81	13.5	2
1.4	16QAM	6	0	11.78	12.08	11.88		
1.4	64QAM	1	0	12.84	13.09	12.91	13.5	2
1.4	64QAM	1	3	12.92	13.18	13.04		
1.4	64QAM	1	5	12.81	13.15	12.97		
1.4	64QAM	3	0	12.76	13.02	12.89		
1.4	64QAM	3	1	12.83	13.05	12.89		
1.4	64QAM	3	3	12.79	13.04	12.82	12.5	3
1.4	64QAM	6	0	11.71	12.01	11.76		



<LTE Band 30>

BW [MHz]	Modulation	RB Size	RB Offset	Power Low Ch. / Freq.	Power Middle Ch. / Freq.	Power High Ch. / Freq.	Tune-up limit (dBm)	MPR (dB)
Channel				27710			18	0
Frequency (MHz)				2310				
10	QPSK	1	0		17.44		18	0
10	QPSK	1	25		17.12			
10	QPSK	1	49		16.92			
10	QPSK	25	0		15.4		17	1
10	QPSK	25	12		15.34			
10	QPSK	25	25		15.39			
10	QPSK	50	0		15.37		17	1
10	16QAM	1	0		15.77			
10	16QAM	1	25		15.44			
10	16QAM	1	49		15.01		16	2
10	16QAM	25	0		14.23			
10	16QAM	25	12		14.25			
10	16QAM	25	25		14.24		16	2
10	16QAM	50	0		14.28			
10	64QAM	1	0		14.58			
10	64QAM	1	25		14.25		16	2
10	64QAM	1	49		14.04			
10	64QAM	25	0		13.22			
10	64QAM	25	12		13.11		15	3
10	64QAM	25	25		13.23			
10	64QAM	50	0		13.27			
Channel				27685	27710	27735	18	0
Frequency (MHz)				2307.5	2310	2312.5		
5	QPSK	1	0	17.38	17.37	17.32	18	0
5	QPSK	1	12	17.11	17.21	17.17		
5	QPSK	1	24	17.02	17.08	17.2		
5	QPSK	12	0	15.15	15.1	15.25	17	1
5	QPSK	12	7	15.23	15.17	15.21		
5	QPSK	12	13	15.13	15.25	15.15		
5	QPSK	25	0	15.1	15.23	15.33	17	1
5	16QAM	1	0	15.54	15.51	15.5		
5	16QAM	1	12	15.34	15.43	15.48		
5	16QAM	1	24	15.29	15.26	15.5	17	1
5	16QAM	12	0	14.22	14.19	14.34		
5	16QAM	12	7	14.2	14.13	14.33		
5	16QAM	12	13	14.18	14.2	14.16	16	2
5	16QAM	25	0	14.15	14.11	14.3		
5	64QAM	1	0	14.47	14.46	14.48		
5	64QAM	1	12	14.19	14.3	14.24	16	2
5	64QAM	1	24	14.05	14.09	14.25		
5	64QAM	12	0	13.08	13.14	13.14		
5	64QAM	12	7	13.18	13.09	13.12	15	3
5	64QAM	12	13	13.09	13.11	13.14		
5	64QAM	25	0	13.03	13.06	13.24		



<LTE Band 66>

BW [MHz]	Modulation	RB Size	RB Offset	Power Low Ch. / Freq.	Power Middle Ch. / Freq.	Power High Ch. / Freq.	Tune-up limit (dBm)	MPR (dB)
Channel				132072	132322	132572		
Frequency (MHz)				1720	1745	1770		
20	QPSK	1	0	15.37	15.17	15.17	16	0
20	QPSK	1	49	15.07	14.88	14.83		
20	QPSK	1	99	15.63	15.59	15.56		
20	QPSK	50	0	13.25	13.06	13.08	15	1
20	QPSK	50	24	13.18	13.07	13.04		
20	QPSK	50	50	13.22	13.11	13.06		
20	QPSK	100	0	13.25	13.08	13.07	15	1
20	16QAM	1	0	13.52	13.29	13.14		
20	16QAM	1	49	13.35	13.35	13.32		
20	16QAM	1	99	13.52	13.71	13.58	14	2
20	16QAM	50	0	12.23	12.04	12.13		
20	16QAM	50	24	12.13	12.13	12.11		
20	16QAM	50	50	12.25	12.17	12.09	14	2
20	16QAM	100	0	12.17	12.11	12.12		
20	64QAM	1	0	13.4	13.3	13.14		
20	64QAM	1	49	13.14	13.07	13.03	14	2
20	64QAM	1	99	13.7	13.75	13.62		
20	64QAM	50	0	12.28	12.08	12.06		
20	64QAM	50	24	12.15	12.08	12.03	13	3
20	64QAM	50	50	12.2	12.12	12.07		
20	64QAM	100	0	12.2	12.13	12.09		
Channel				132047	132322	132597		
Frequency (MHz)				1717.5	1745	1772.5		
15	QPSK	1	0	15.66	15.5	15.36	16	0
15	QPSK	1	37	15.26	15.76	15.1		
15	QPSK	1	74	15.32	15.2	15.18		
15	QPSK	36	0	13.29	13.15	13.15	15	1
15	QPSK	36	20	13.12	13.06	13.08		
15	QPSK	36	39	13.11	13.09	13.02		
15	QPSK	75	0	13.17	13.1	13.08	15	1
15	16QAM	1	0	13.73	13.5	13.59		
15	16QAM	1	37	13	13.07	13.01		
15	16QAM	1	74	13.41	13.2	13.24	14	2
15	16QAM	36	0	12.34	12.14	12.2		
15	16QAM	36	20	12.14	12.09	12.06		
15	16QAM	36	39	12.08	12.02	12.07	14	2
15	16QAM	75	0	12.11	12.1	12.13		
15	64QAM	1	0	13.73	13.51	13.55		
15	64QAM	1	37	13.19	12.92	12.91	14	2
15	64QAM	1	74	13.39	13.27	13.23		
15	64QAM	36	0	12.3	12.13	12.12		
15	64QAM	36	20	12.1	12.05	12.06	13	3
15	64QAM	36	39	12.05	12.04	11.99		
15	64QAM	75	0	12.13	12.1	12.07		



Channel				132022	132322	132622	Tune-up limit (dBm)	MPR (dB)
Frequency (MHz)				1715	1745	1775		
10	QPSK	1	0	14.71	14.48	14.5	16	0
10	QPSK	1	25	15.19	15.07	15.14		
10	QPSK	1	49	15.69	15.61	15.49		
10	QPSK	25	0	13.22	13.11	13.03	15	1
10	QPSK	25	12	13.22	13.14	13.07		
10	QPSK	25	25	13.26	13.22	13.17		
10	QPSK	50	0	13.19	13.18	13.06	15	1
10	16QAM	1	0	13.1	13.05	13.06		
10	16QAM	1	25	13.43	13.33	13.29		
10	16QAM	1	49	13.9	13.86	13.81	14	2
10	16QAM	25	0	12.27	12.21	12.08		
10	16QAM	25	12	12.19	12.2	12.04		
10	16QAM	25	25	12.32	12.22	12.15	14	2
10	16QAM	50	0	12.26	12.21	12.07		
10	64QAM	1	0	12.65	12.66	12.63		
10	64QAM	1	25	13.21	13.13	13.28	14	2
10	64QAM	1	49	13.75	13.65	13.61		
10	64QAM	25	0	12.28	12.11	12.08		
10	64QAM	25	12	12.22	12.18	12.1	13	3
10	64QAM	25	25	12.22	12.2	12.09		
10	64QAM	25	25	12.22	12.2	12.09		
10	64QAM	50	0	12.26	12.13	12.08	13	3
Channel				131997	132322	132647		
Frequency (MHz)				1712.5	1745	1777.5		
5	QPSK	1	0	15.38	15.17	15.14	16	0
5	QPSK	1	12	15.27	15.01	15.12		
5	QPSK	1	24	15.14	15.15	15.01		
5	QPSK	12	0	13.3	13.14	13.11	15	1
5	QPSK	12	7	13.22	13.09	13.01		
5	QPSK	12	13	13.25	13.02	13.07		
5	QPSK	25	0	13.28	13.12	13.03	15	1
5	16QAM	1	0	13.58	13.4	13.22		
5	16QAM	1	12	13.5	13.24	13.26		
5	16QAM	1	24	13.36	13.34	13.3	15	1
5	16QAM	12	0	12.33	12.17	12.07		
5	16QAM	12	7	12.23	12.1	12.07		
5	16QAM	12	13	12.23	12.09	12.05	14	2
5	16QAM	25	0	12.24	12.09	12.05		
5	16QAM	25	0	12.24	12.09	12.05		
5	64QAM	1	0	13.5	13.33	13.26	14	2
5	64QAM	1	12	13.37	13.13	13		
5	64QAM	1	24	13.33	13.19	13.16		
5	64QAM	12	0	12.27	12.12	12.13	13	3
5	64QAM	12	7	12.28	12.08	12.04		
5	64QAM	12	13	12.25	12.04	12		
5	64QAM	25	0	12.32	12.11	12.01	13	3
5	64QAM	25	0	12.32	12.11	12.01		
5	64QAM	25	0	12.32	12.11	12.01		



Channel				131987	132322	132657	Tune-up limit (dBm)	MPR (dB)
Frequency (MHz)				1711.5	1745	1778.5		
3	QPSK	1	0	15.25	15.02	15.09	16	0
3	QPSK	1	8	15.24	15.06	15.19		
3	QPSK	1	14	15.18	14.91	14.95		
3	QPSK	8	0	13.22	13.08	13.02	15	1
3	QPSK	8	4	13.2	13.01	13.02		
3	QPSK	8	7	13.15	13.07	13.03		
3	QPSK	15	0	13.19	13.05	13	15	1
3	16QAM	1	0	13.28	13.18	13.31		
3	16QAM	1	8	13.36	13.25	13.23		
3	16QAM	1	14	13.41	13.26	13.4	14	2
3	16QAM	8	0	12.25	12.09	12.11		
3	16QAM	8	4	12.23	12.08	12		
3	16QAM	8	7	12.18	12.08	12.04	14	2
3	16QAM	15	0	12.18	12.04	12.01		
3	64QAM	1	0	13.42	13.22	13.12		
3	64QAM	1	8	13.24	13.18	13.1	14	2
3	64QAM	1	14	13.34	13.16	13.22		
3	64QAM	8	0	12.27	12.1	12.07		
3	64QAM	8	4	12.19	12.08	11.99	13	3
3	64QAM	8	7	12.22	12.05	11.99		
3	64QAM	15	0	12.16	12.05	12.06		
Channel				131979	132322	132665	Tune-up limit (dBm)	MPR (dB)
Frequency (MHz)				1710.7	1745	1779.3		
1.4	QPSK	1	0	15.08	14.81	14.92	16	0
1.4	QPSK	1	3	15.28	14.94	15		
1.4	QPSK	1	5	15.15	14.9	14.89		
1.4	QPSK	3	0	15.16	14.98	14.94		
1.4	QPSK	3	1	15.16	15.03	15		
1.4	QPSK	3	3	15.11	15.02	14.97	15	1
1.4	QPSK	6	0	13.07	13.05	13.09	15	1
1.4	16QAM	1	0	13.28	13.27	13.26	15	1
1.4	16QAM	1	3	13.47	13.27	13.1		
1.4	16QAM	1	5	13.31	13.27	13.14		
1.4	16QAM	3	0	13.13	13.08	13.08		
1.4	16QAM	3	1	13.14	13.01	13.07		
1.4	16QAM	3	3	13.12	13.09	13.02	14	2
1.4	16QAM	6	0	12.19	12.08	12.03		
1.4	64QAM	1	0	13.38	13.12	13.11		
1.4	64QAM	1	3	13.37	13.2	13.19	14	2
1.4	64QAM	1	5	13.35	13.18	13.14		
1.4	64QAM	3	0	13.23	13.04	12.96		
1.4	64QAM	3	1	13.31	13.14	13.06		
1.4	64QAM	3	3	13.29	13.06	12.96		
1.4	64QAM	6	0	12.12	12.01	11.89	13	3



<Reduced Power Mode for Product Specific 10g SAR>

<LTE Band 2>

BW [MHz]	Modulation	RB Size	RB Offset	Power Low Ch. / Freq.	Power Middle Ch. / Freq.	Power High Ch. / Freq.	Tune-up limit (dBm)	MPR (dB)
Channel				18700	18900	19100		
Frequency (MHz)				1860	1880	1900		
20	QPSK	1	0	19.8	19.91	19.91	20.5	0
20	QPSK	1	49	19.33	19.34	19.34		
20	QPSK	1	99	19.79	19.92	19.92		
20	QPSK	50	0	17.98	18.32	18.32	19.5	1
20	QPSK	50	24	17.99	18.26	18.26		
20	QPSK	50	50	18.14	18.32	18.32		
20	QPSK	100	0	18.02	18.25	18.25	19.5	1
20	16QAM	1	0	18.49	18.78	18.78		
20	16QAM	1	49	18.11	18.43	18.43		
20	16QAM	1	99	18.29	18.74	18.74	18.5	2
20	16QAM	50	0	16.97	17.26	17.26		
20	16QAM	50	24	16.91	17.29	17.29		
20	16QAM	50	50	17.24	17.3	17.3	18.5	2
20	64QAM	1	0	17.46	17.7	17.7		
20	64QAM	1	49	17.01	17.58	17.58		
20	64QAM	1	99	17.2	17.29	17.29	18.5	2
20	64QAM	50	0	15.94	16.26	16.26		
20	64QAM	50	24	15.99	16.28	16.28		
20	64QAM	50	50	16.22	16.3	16.3	17.5	3
20	64QAM	100	0	16	16.37	16.37		
Channel				18675	18900	19125		
Frequency (MHz)				1857.5	1880	1902.5		
15	QPSK	1	0	19.79	20.08	20.04	20.5	0
15	QPSK	1	37	19.45	19.58	19.26		
15	QPSK	1	74	19.87	20.13	19.81		
15	QPSK	36	0	18	18.38	18.08	19.5	1
15	QPSK	36	20	17.9	18.25	18.07		
15	QPSK	36	39	18.09	18.26	17.97		
15	QPSK	75	0	17.96	18.24	18.04	19.5	1
15	16QAM	1	0	18.6	18.99	18.82		
15	16QAM	1	37	17.91	18.59	18.24		
15	16QAM	1	74	18.65	19.03	18.73	18.5	2
15	16QAM	36	0	17.02	17.28	17.12		
15	16QAM	36	20	16.87	17.23	17.07		
15	16QAM	36	39	16.99	17.28	16.97	18.5	2
15	16QAM	75	0	17	17.18	17.07		
15	64QAM	1	0	17.53	17.88	17.63		
15	64QAM	1	37	16.74	17.26	17.14	18.5	2
15	64QAM	1	74	17.66	17.91	17.61		
15	64QAM	36	0	15.97	16.21	16.1		
15	64QAM	36	20	15.87	16.24	16.05	17.5	3
15	64QAM	36	39	16.01	16.28	15.91		
15	64QAM	75	0	15.92	16.21	15.99		



Channel				18650	18900	19150	Tune-up limit (dBm)	MPR (dB)
Frequency (MHz)				1855	1880	1905		
10	QPSK	1	0	19.67	19.98	19.92	20.5	0
10	QPSK	1	25	19.35	19.67	19.39		
10	QPSK	1	49	19.78	20.19	19.75		
10	QPSK	25	0	17.97	18.44	18.07	19.5	1
10	QPSK	25	12	17.98	18.34	18.06		
10	QPSK	25	25	17.97	18.32	18.11		
10	QPSK	50	0	17.88	18.32	18.04	19.5	1
10	16QAM	1	0	18.5	18.77	18.63		
10	16QAM	1	25	18.16	18.62	18.34		
10	16QAM	1	49	18.62	18.83	18.61	18.5	2
10	16QAM	25	0	16.93	17.4	17.1		
10	16QAM	25	12	16.97	17.3	17.08		
10	16QAM	25	25	17.01	17.27	17.12	18.5	2
10	16QAM	50	0	16.91	17.37	17.03		
10	64QAM	1	0	17.86	18.39	18.06		
10	64QAM	1	25	17.65	17.93	17.77	18.5	2
10	64QAM	1	49	17.98	18.24	18.01		
10	64QAM	25	0	16.45	16.9	16.57		
10	64QAM	25	12	16.48	16.78	16.6	17.5	3
10	64QAM	25	25	16.48	16.82	16.55		
10	64QAM	50	0	16.39	16.84	16.5		
Channel				18625	18900	19175	Tune-up limit (dBm)	MPR (dB)
Frequency (MHz)				1852.5	1880	1907.5		
5	QPSK	1	0	19	18.83	18.72	20.5	0
5	QPSK	1	12	18.91	18.9	18.6		
5	QPSK	1	24	18.89	18.76	18.55		
5	QPSK	12	0	18.01	17.84	17.75	19.5	1
5	QPSK	12	7	17.97	17.83	17.7		
5	QPSK	12	13	17.97	17.81	17.66		
5	QPSK	25	0	17.97	17.81	17.72	19.5	1
5	16QAM	1	0	17.86	17.69	17.59		
5	16QAM	1	12	17.7	17.54	17.52		
5	16QAM	1	24	17.63	17.57	17.55	18.5	2
5	16QAM	12	0	17.01	16.9	16.82		
5	16QAM	12	7	17.05	16.92	16.7		
5	16QAM	12	13	17.02	16.81	16.69	18.5	2
5	16QAM	25	0	16.95	16.89	16.73		
5	64QAM	1	0	17.81	17.58	17.58		
5	64QAM	1	12	17.51	17.47	17.15	18.5	2
5	64QAM	1	24	17.5	17.51	17.22		
5	64QAM	12	0	16.5	16.41	16.27		
5	64QAM	12	7	16.48	16.33	16.18	17.5	3
5	64QAM	12	13	16.47	16.38	16.19		
5	64QAM	25	0	16.57	16.36	16.25		



Channel				18615	18900	19185	Tune-up limit (dBm)	MPR (dB)
Frequency (MHz)				1851.5	1880	1908.5		
3	QPSK	1	0	19.34	19.66	19.44	20.5	0
3	QPSK	1	8	19.32	19.66	19.35		
3	QPSK	1	14	19.22	19.57	19.34		
3	QPSK	8	0	17.8	18.21	17.97	19.5	1
3	QPSK	8	4	17.85	18.26	17.95		
3	QPSK	8	7	17.8	18.23	17.97		
3	QPSK	15	0	17.82	18.15	17.88	19.5	1
3	16QAM	1	0	18.04	18.41	18.31		
3	16QAM	1	8	18.13	18.51	18.28		
3	16QAM	1	14	17.94	18.35	18.02	18.5	2
3	16QAM	8	0	16.94	17.29	16.96		
3	16QAM	8	4	16.87	17.22	17.02		
3	16QAM	8	7	16.82	17.25	17.02	18.5	2
3	16QAM	15	0	16.77	17.19	16.94		
3	64QAM	1	0	17.95	18.35	18.12		
3	64QAM	1	8	17.96	18.44	17.77	18.5	2
3	64QAM	1	14	17.94	18.37	17.82		
3	64QAM	8	0	16.87	17.21	16.94		
3	64QAM	8	4	16.77	17.19	16.93	17.5	3
3	64QAM	8	7	16.74	17.18	16.89		
3	64QAM	15	0	16.77	17.22	16.88		
Channel				18607	18900	19193	Tune-up limit (dBm)	MPR (dB)
Frequency (MHz)				1850.7	1880	1909.3		
1.4	QPSK	1	0	19.29	19.64	19.5	20.5	0
1.4	QPSK	1	3	19.33	19.7	19.42		
1.4	QPSK	1	5	19.28	19.6	19.37		
1.4	QPSK	3	0	19.28	19.66	19.4		
1.4	QPSK	3	1	19.32	19.71	19.43		
1.4	QPSK	3	3	19.33	19.72	19.45	19.5	1
1.4	QPSK	6	0	17.81	18.18	17.85	19.5	1
1.4	16QAM	1	0	18.08	18.4	18.1		
1.4	16QAM	1	3	18.15	18.46	18.25		
1.4	16QAM	1	5	18.01	18.41	17.99		
1.4	16QAM	3	0	17.77	18.17	17.94		
1.4	16QAM	3	1	17.83	18.25	17.98	18.5	2
1.4	16QAM	3	3	17.8	18.27	18.03		
1.4	16QAM	6	0	16.78	17.22	16.95		
1.4	64QAM	1	0	18.09	18.27	17.86		
1.4	64QAM	1	3	18.07	18.36	17.83		
1.4	64QAM	1	5	18.02	18.36	17.86	18.5	2
1.4	64QAM	3	0	17.89	18.27	17.94		
1.4	64QAM	3	1	17.94	18.31	18.02		
1.4	64QAM	3	3	17.89	18.32	18.03		
1.4	64QAM	6	0	16.31	16.67	16.39		
1.4	64QAM	6	0	16.31	16.67	16.39	17.5	3



<LTE Band 4>

BW [MHz]	Modulation	RB Size	RB Offset	Power Low Ch. / Freq.	Power Middle Ch. / Freq.	Power High Ch. / Freq.	Tune-up limit (dBm)	MPR (dB)
Channel				20050	20175	20300		
Frequency (MHz)				1720	1732.5	1745		
20	QPSK	1	0	19.04	18.89	18.85	19.5	0
20	QPSK	1	49	18.77	18.77	18.55		
20	QPSK	1	99	18.76	18.67	18.56		
20	QPSK	50	0	16.96	16.97	16.83	18.5	1
20	QPSK	50	24	16.84	16.85	16.62		
20	QPSK	50	50	16.89	16.82	16.57		
20	QPSK	100	0	17.06	16.84	16.66		
20	16QAM	1	0	17.43	17.19	17.05	18.5	1
20	16QAM	1	49	17.18	17.06	16.92		
20	16QAM	1	99	16.92	17.08	16.7		
20	16QAM	50	0	16	15.98	15.83	17.5	2
20	16QAM	50	24	15.86	15.85	15.69		
20	16QAM	50	50	15.88	15.89	15.68		
20	16QAM	100	0	16.01	15.87	15.65		
20	64QAM	1	0	16.47	16.67	16.54	17.5	2
20	64QAM	1	49	16.5	16.43	16.14		
20	64QAM	1	99	16.48	16.51	16.24		
20	64QAM	50	0	15.49	15.46	15.37	16.5	3
20	64QAM	50	24	15.34	15.34	15.19		
20	64QAM	50	50	15.38	15.37	15.16		
20	64QAM	100	0	15.56	15.38	15.23		
Channel				20025	20175	20325		
Frequency (MHz)				1717.5	1732.5	1747.5		
15	QPSK	1	0	19.18	19.01	18.91	19.5	0
15	QPSK	1	37	18.54	18.69	18.32		
15	QPSK	1	74	18.86	18.81	18.57		
15	QPSK	36	0	16.95	16.98	16.72	18.5	1
15	QPSK	36	20	16.97	16.87	16.63		
15	QPSK	36	39	16.85	16.86	16.61		
15	QPSK	75	0	16.95	16.83	16.68		
15	16QAM	1	0	17.44	16.97	17.12	18.5	1
15	16QAM	1	37	17.27	16.63	16.68		
15	16QAM	1	74	17.14	17.08	16.76		
15	16QAM	36	0	16.01	15.99	15.8	17.5	2
15	16QAM	36	20	15.97	15.9	15.63		
15	16QAM	36	39	15.84	15.88	15.6		
15	16QAM	75	0	15.99	15.89	15.76		
15	64QAM	1	0	16.85	16.72	16.52	17.5	2
15	64QAM	1	37	16.24	16.52	15.99		
15	64QAM	1	74	16.56	16.28	16.15		
15	64QAM	36	0	15.52	15.49	15.22	16.5	3
15	64QAM	36	20	15.47	15.36	15.09		
15	64QAM	36	39	15.4	15.32	15.14		
15	64QAM	75	0	15.5	15.38	15.2		



Channel				20000	20175	20350	Tune-up limit (dBm)	MPR (dB)
Frequency (MHz)				1715	1732.5	1750		
10	QPSK	1	0	19.2	19.12	18.93	19.5	0
10	QPSK	1	25	18.84	18.78	18.72		
10	QPSK	1	49	19.42	19.24	19.16		
10	QPSK	25	0	17.17	16.86	16.87	18.5	1
10	QPSK	25	12	16.9	16.82	16.76		
10	QPSK	25	25	17.06	16.96	16.83		
10	QPSK	50	0	17.01	16.96	16.74	18.5	1
10	16QAM	1	0	17.57	17.45	17.34		
10	16QAM	1	25	17.12	17.07	16.92		
10	16QAM	1	49	17.62	17.47	17.36	17.5	2
10	16QAM	25	0	16.09	15.93	15.9		
10	16QAM	25	12	15.97	15.91	15.74		
10	16QAM	25	25	16.02	15.95	15.87	17.5	2
10	16QAM	50	0	16.08	15.97	15.9		
10	64QAM	1	0	16.97	16.81	16.72		
10	64QAM	1	25	16.46	16.38	16.43	17.5	2
10	64QAM	1	49	17.04	16.86	16.82		
10	64QAM	25	0	15.6	15.44	15.38		
10	64QAM	25	12	15.47	15.39	15.25	16.5	3
10	64QAM	25	25	15.58	15.42	15.37		
10	64QAM	50	0	15.58	15.53	15.45		
Channel				19975	20175	20375	Tune-up limit (dBm)	MPR (dB)
Frequency (MHz)				1712.5	1732.5	1752.5		
5	QPSK	1	0	18.97	18.87	18.76	19.5	0
5	QPSK	1	12	18.95	18.89	18.59		
5	QPSK	1	24	18.93	18.78	18.6		
5	QPSK	12	0	17.08	16.9	16.74	18.5	1
5	QPSK	12	7	17	16.83	16.7		
5	QPSK	12	13	16.99	16.79	16.68		
5	QPSK	25	0	17.09	16.86	16.73	18.5	1
5	16QAM	1	0	17.39	17.13	17.14		
5	16QAM	1	12	17.24	17.03	16.85		
5	16QAM	1	24	17.1	17.07	16.81	17.5	2
5	16QAM	12	0	16.07	15.98	15.8		
5	16QAM	12	7	16.09	15.91	15.74		
5	16QAM	12	13	16	15.87	15.68	17.5	2
5	16QAM	25	0	16.07	15.83	15.72		
5	64QAM	1	0	16.8	16.57	16.45		
5	64QAM	1	12	16.71	16.42	16.21	17.5	2
5	64QAM	1	24	16.53	16.46	16.27		
5	64QAM	12	0	15.63	15.38	15.3		
5	64QAM	12	7	15.51	15.38	15.21	16.5	3
5	64QAM	12	13	15.54	15.36	15.16		
5	64QAM	25	0	15.55	15.38	15.2		



Channel				19965	20175	20385	Tune-up limit (dBm)	MPR (dB)
Frequency (MHz)				1711.5	1732.5	1753.5		
3	QPSK	1	0	18.85	18.69	18.58	19.5	0
3	QPSK	1	8	18.87	18.76	18.76		
3	QPSK	1	14	18.91	18.77	18.56		
3	QPSK	8	0	17.05	16.81	16.69	18.5	1
3	QPSK	8	4	17.01	16.84	16.68		
3	QPSK	8	7	16.96	16.79	16.63		
3	QPSK	15	0	16.92	16.8	16.66		
3	16QAM	1	0	17.33	17.08	16.97	18.5	1
3	16QAM	1	8	17.23	17.11	16.75		
3	16QAM	1	14	17.19	17.04	16.86		
3	16QAM	8	0	16	15.88	15.77	17.5	2
3	16QAM	8	4	16.06	15.9	15.75		
3	16QAM	8	7	15.99	15.85	15.68		
3	16QAM	15	0	16	15.84	15.67		
3	64QAM	1	0	16.63	16.39	16.33	17.5	2
3	64QAM	1	8	16.63	16.24	16.21		
3	64QAM	1	14	16.56	16.33	16.19		
3	64QAM	8	0	15.55	15.35	15.2	16.5	3
3	64QAM	8	4	15.44	15.36	15.17		
3	64QAM	8	7	15.45	15.32	15.12		
3	64QAM	15	0	15.48	15.31	15.15		
Channel				19957	20175	20393	Tune-up limit (dBm)	MPR (dB)
Frequency (MHz)				1710.7	1732.5	1754.3		
1.4	QPSK	1	0	18.78	18.7	18.49	19.5	0
1.4	QPSK	1	3	18.96	18.78	18.55		
1.4	QPSK	1	5	18.85	18.69	18.61		
1.4	QPSK	3	0	18.94	18.78	18.59		
1.4	QPSK	3	1	18.94	18.83	18.65		
1.4	QPSK	3	3	18.94	18.84	18.64		
1.4	QPSK	6	0	17.24	17	16.82	18.5	1
1.4	16QAM	1	0	17.26	17.11	16.89	18.5	1
1.4	16QAM	1	3	17.23	17.01	16.78		
1.4	16QAM	1	5	16.93	16.73	16.64		
1.4	16QAM	3	0	16.94	16.8	16.67		
1.4	16QAM	3	1	16.97	16.83	16.69		
1.4	16QAM	3	3	16.94	16.88	16.72		
1.4	16QAM	6	0	17.2	16.93	16.65	17.5	2
1.4	64QAM	1	0	17.2	16.97	16.57	17.5	2
1.4	64QAM	1	3	17.09	16.8	16.59		
1.4	64QAM	1	5	16.96	16.79	16.61		
1.4	64QAM	3	0	17.05	16.86	16.68		
1.4	64QAM	3	1	17.05	16.83	16.64		
1.4	64QAM	3	3	16.89	16.83	16.56		
1.4	64QAM	6	0	16.39	16.33	16.06	16.5	3



<LTE Band 25>

BW [MHz]	Modulation	RB Size	RB Offset	Power Low Ch. / Freq.	Power Middle Ch. / Freq.	Power High Ch. / Freq.	Tune-up limit (dBm)	MPR (dB)
Channel				26140	26340	26590		
Frequency (MHz)				1860	1880	1905		
20	QPSK	1	0	19.77	19.94	19.97	20.5	0
20	QPSK	1	49	19.53	19.57	19.74		
20	QPSK	1	99	19.63	19.55	19.62		
20	QPSK	50	0	17.68	17.77	17.99	19.5	1
20	QPSK	50	24	17.7	17.72	17.92		
20	QPSK	50	50	17.69	17.71	17.87		
20	QPSK	100	0	17.8	17.84	17.89	19.5	1
20	16QAM	1	0	18.22	17.86	18.47		
20	16QAM	1	49	17.99	18.18	18.38		
20	16QAM	1	99	17.86	17.72	18.02	18.5	2
20	16QAM	50	0	16.64	16.74	17.06		
20	16QAM	50	24	16.67	16.75	16.96		
20	16QAM	50	50	16.74	16.75	16.86	18.5	2
20	16QAM	100	0	16.73	16.83	16.98		
20	64QAM	1	0	17.9	18.23	18.28		
20	64QAM	1	49	17.39	18.09	18.27	18.5	2
20	64QAM	1	99	17.75	17.69	17.94		
20	64QAM	50	0	16.61	16.73	16.97		
20	64QAM	50	24	16.66	16.8	16.88	17.5	3
20	64QAM	50	50	16.71	16.73	16.85		
20	64QAM	100	0	16.7	16.81	16.96		
Channel				26115	26340	26615		
Frequency (MHz)				1857.5	1880	1907.5		
15	QPSK	1	0	19.80	20.01	19.91	20.5	0
15	QPSK	1	37	19.48	19.95	19.40		
15	QPSK	1	74	19.78	20.08	19.82		
15	QPSK	36	0	17.67	18.07	17.83	19.5	1
15	QPSK	36	20	17.74	17.98	17.72		
15	QPSK	36	39	17.83	18.00	17.77		
15	QPSK	75	0	17.81	18.03	17.77	19.5	1
15	16QAM	1	0	18.08	18.13	18.25		
15	16QAM	1	37	18.06	18.29	17.58		
15	16QAM	1	74	18.03	18.35	17.94	18.5	2
15	16QAM	36	0	16.69	17.04	16.89		
15	16QAM	36	20	16.73	16.98	16.74		
15	16QAM	36	39	16.83	16.99	16.82	18.5	2
15	16QAM	75	0	16.80	17.01	16.89		
15	64QAM	1	0	17.97	18.25	18.16		
15	64QAM	1	37	17.66	18.16	17.64	18.5	2
15	64QAM	1	74	17.95	18.18	17.86		
15	64QAM	36	0	16.70	17.04	16.89		
15	64QAM	36	20	16.70	16.98	16.74	17.5	3
15	64QAM	36	39	16.81	16.97	16.81		
15	64QAM	75	0	16.77	17.01	16.87		



Channel				26090	26340	26640	Tune-up limit (dBm)	MPR (dB)
Frequency (MHz)				1855	1880	1910		
10	QPSK	1	0	19.49	19.44	19.19	20.5	0
10	QPSK	1	25	19.22	19.04	18.72		
10	QPSK	1	49	19.50	19.33	18.98		
10	QPSK	25	0	18.38	18.16	17.86	19.5	1
10	QPSK	25	12	18.36	18.17	17.79		
10	QPSK	25	25	18.37	18.14	17.83		
10	QPSK	50	0	18.34	18.16	17.82	19.5	1
10	16QAM	1	0	18.86	18.72	18.30		
10	16QAM	1	25	18.48	18.28	17.94		
10	16QAM	1	49	18.83	18.59	18.16	18.5	2
10	16QAM	25	0	17.42	17.29	16.92		
10	16QAM	25	12	17.34	17.16	16.84		
10	16QAM	25	25	17.32	17.09	16.84	18.5	2
10	16QAM	50	0	17.41	17.26	16.91		
10	64QAM	1	0	17.61	17.54	17.09		
10	64QAM	1	25	17.35	17.27	16.81	18.5	2
10	64QAM	1	49	17.63	17.49	16.91		
10	64QAM	25	0	16.39	16.23	15.95		
10	64QAM	25	12	16.32	16.16	15.82	17.5	3
10	64QAM	25	25	16.36	16.11	15.85		
10	64QAM	50	0	16.31	16.20	15.95		
Channel				26065	26340	26665	Tune-up limit (dBm)	MPR (dB)
Frequency (MHz)				1852.5	1880	1912.5		
5	QPSK	1	0	19.55	19.32	19.15	20.5	0
5	QPSK	1	12	19.4	19.01	19.04		
5	QPSK	1	24	19.4	19.21	19.08		
5	QPSK	12	0	18.36	18.05	17.88	19.5	1
5	QPSK	12	7	18.28	18.05	17.65		
5	QPSK	12	13	18.22	18.01	17.65		
5	QPSK	25	0	18.35	18.23	17.72	19.5	1
5	16QAM	1	0	18.54	18.65	18.01		
5	16QAM	1	12	18.28	18.26	18.2		
5	16QAM	1	24	18.25	18.21	18.15	18.5	2
5	16QAM	12	0	17.12	17.21	16.82		
5	16QAM	12	7	17.15	17.08	16.85		
5	16QAM	12	13	17.08	17.08	16.83	18.5	2
5	16QAM	25	0	17.17	17.18	16.78		
5	64QAM	1	0	18.11	17.48	17.05		
5	64QAM	1	12	17.9	17.25	17.01	18.5	2
5	64QAM	1	24	17.86	17.48	17.01		
5	64QAM	12	0	16.88	16.21	15.91		
5	64QAM	12	7	16.79	16.08	15.82	17.5	3
5	64QAM	12	13	16.81	16.08	15.81		
5	64QAM	25	0	16.85	16.25	15.93		



Channel				26055	26340	26675	Tune-up limit (dBm)	MPR (dB)
Frequency (MHz)				1851.5	1880	1913.5		
3	QPSK	1	0	19.31	19.19	18.89	20.5	0
3	QPSK	1	8	19.50	19.23	18.72		
3	QPSK	1	14	19.27	19.02	18.73		
3	QPSK	8	0	18.31	18.09	17.78	19.5	1
3	QPSK	8	4	18.31	18.15	17.78		
3	QPSK	8	7	18.29	18.07	17.72		
3	QPSK	15	0	18.27	18.12	17.76	19.5	1
3	16QAM	1	0	18.54	18.25	17.94		
3	16QAM	1	8	18.56	18.05	17.76		
3	16QAM	1	14	18.55	18.24	17.96	18.5	2
3	16QAM	8	0	17.38	17.23	16.91		
3	16QAM	8	4	17.37	17.22	16.83		
3	16QAM	8	7	17.32	17.13	16.81	18.5	2
3	16QAM	15	0	17.33	17.15	16.85		
3	64QAM	1	0	17.44	17.20	16.93		
3	64QAM	1	8	17.30	17.26	16.82	18.5	2
3	64QAM	1	14	17.47	17.13	16.93		
3	64QAM	8	0	16.40	16.19	15.86		
3	64QAM	8	4	16.28	16.17	15.81	17.5	3
3	64QAM	8	7	16.25	16.16	15.80		
3	64QAM	15	0	16.31	16.11	15.76		
Channel				26047	26340	26683	Tune-up limit (dBm)	MPR (dB)
Frequency (MHz)				1850.7	1880	1914.3		
1.4	QPSK	1	0	19.20	19.12	18.79	20.5	0
1.4	QPSK	1	3	19.41	19.02	18.84		
1.4	QPSK	1	5	19.23	19.04	18.66		
1.4	QPSK	3	0	19.25	19.07	18.72		
1.4	QPSK	3	1	19.31	19.15	18.76		
1.4	QPSK	3	3	19.32	19.09	18.74	19.5	1
1.4	QPSK	6	0	18.26	18.09	17.69	19.5	1
1.4	16QAM	1	0	18.52	18.28	17.93		
1.4	16QAM	1	3	18.54	18.29	18.03		
1.4	16QAM	1	5	18.46	18.25	17.81		
1.4	16QAM	3	0	18.36	18.09	17.70		
1.4	16QAM	3	1	18.35	18.08	17.74	18.5	2
1.4	16QAM	3	3	18.36	18.11	17.70		
1.4	16QAM	6	0	17.37	17.22	16.82		
1.4	64QAM	1	0	17.41	17.17	16.94	18.5	2
1.4	64QAM	1	3	17.49	17.31	16.87		
1.4	64QAM	1	5	17.41	17.18	16.84		
1.4	64QAM	3	0	17.39	17.10	16.78		
1.4	64QAM	3	1	17.40	17.18	16.76		
1.4	64QAM	3	3	17.39	17.18	16.81	17.5	3
1.4	64QAM	6	0	16.29	16.06	15.71		



<LTE Band 30>

BW [MHz]	Modulation	RB Size	RB Offset	Power Low Ch. / Freq.	Power Middle Ch. / Freq.	Power High Ch. / Freq.	Tune-up limit (dBm)	MPR (dB)
Channel				27710				
Frequency (MHz)				2310				
10	QPSK	1	0		21.13		22	0
10	QPSK	1	25		20.81			
10	QPSK	1	49		20.26			
10	QPSK	25	0		19.54		21	1
10	QPSK	25	12		19.46			
10	QPSK	25	25		19.49			
10	QPSK	50	0		19.64		21	1
10	16QAM	1	0		19.85			
10	16QAM	1	25		19.62			
10	16QAM	1	49		19.67		20	2
10	16QAM	25	0		18.51			
10	16QAM	25	12		18.59			
10	16QAM	25	25		18.47		20	2
10	16QAM	50	0		18.6			
10	64QAM	1	0		19.31			
10	64QAM	1	25		19		20	2
10	64QAM	1	49		18.16			
10	64QAM	25	0		18			
10	64QAM	25	12		17.95		19	3
10	64QAM	25	25		18.07			
10	64QAM	50	0		18.1			
Channel				27685	27710	27735	Tune-up limit (dBm)	MPR (dB)
Frequency (MHz)				2307.5	2310	2312.5		
5	QPSK	1	0	21.21	21.15	21.13	22	0
5	QPSK	1	12	20.79	21.05	21.12		
5	QPSK	1	24	20.56	20.95	21		
5	QPSK	12	0	19.45	19.53	19.57	21	1
5	QPSK	12	7	19.53	19.54	19.49		
5	QPSK	12	13	19.47	19.54	19.53		
5	QPSK	25	0	19.44	19.4	19.55	21	1
5	16QAM	1	0	19.83	19.84	19.89		
5	16QAM	1	12	19.65	19.75	19.94		
5	16QAM	1	24	19.02	19.56	19.69	20	2
5	16QAM	12	0	18.51	18.55	18.64		
5	16QAM	12	7	18.61	18.57	18.65		
5	16QAM	12	13	18.54	18.6	18.62	20	2
5	16QAM	25	0	18.39	18.39	18.64		
5	64QAM	1	0	19.24	19.2	19.2		
5	64QAM	1	12	19.03	19.14	19.37	20	2
5	64QAM	1	24	18.47	18.78	19.28		
5	64QAM	12	0	17.98	18.01	18.09		
5	64QAM	12	7	18.07	17.99	18.14	19	3
5	64QAM	12	13	17.99	17.96	18.07		
5	64QAM	25	0	17.97	17.91	18.13		



<LTE Band 66>

BW [MHz]	Modulation	RB Size	RB Offset	Power Low Ch. / Freq.	Power Middle Ch. / Freq.	Power High Ch. / Freq.	Tune-up limit (dBm)	MPR (dB)
Channel				132072	132322	132572		
Frequency (MHz)				1720	1745	1770		
20	QPSK	1	0	19.06	18.88	18.91	19.5	0
20	QPSK	1	49	18.83	18.78	18.84		
20	QPSK	1	99	19.41	19.34	19.20		
20	QPSK	50	0	17.54	17.44	17.44	18.5	1
20	QPSK	50	24	17.45	17.41	17.37		
20	QPSK	50	50	17.43	17.39	17.45		
20	QPSK	100	0	17.53	17.42	17.42	18.5	1
20	16QAM	1	0	17.95	17.72	17.79		
20	16QAM	1	49	17.78	17.60	17.64		
20	16QAM	1	99	17.98	18.18	18.18	17.5	2
20	16QAM	50	0	16.56	16.41	16.40		
20	16QAM	50	24	16.48	16.45	16.36		
20	16QAM	50	50	16.51	16.46	16.42	17.5	2
20	16QAM	100	0	16.48	16.43	16.40		
20	64QAM	1	0	17.27	17.13	17.20		
20	64QAM	1	49	17.03	17.05	16.99	17.5	2
20	64QAM	1	99	17.47	17.44	17.42		
20	64QAM	50	0	16.12	15.90	15.90		
20	64QAM	50	24	15.96	15.95	15.84	16.5	3
20	64QAM	50	50	16.11	15.95	15.89		
20	64QAM	100	0	16.02	15.95	15.91		
Channel				132047	132322	132597	Tune-up limit (dBm)	MPR (dB)
Frequency (MHz)				1717.5	1745	1772.5		
15	QPSK	1	0	19.43	19.33	19.10	19.5	0
15	QPSK	1	37	18.63	18.71	19.18		
15	QPSK	1	74	19.17	19.09	19.11		
15	QPSK	36	0	17.62	17.48	17.50	18.5	1
15	QPSK	36	20	17.46	17.41	17.41		
15	QPSK	36	39	17.44	17.43	17.35		
15	QPSK	75	0	17.49	17.41	17.47	18.5	1
15	16QAM	1	0	18.21	18.03	18.02		
15	16QAM	1	37	17.49	17.41	17.55		
15	16QAM	1	74	17.96	17.89	17.88	17.5	2
15	16QAM	36	0	16.64	16.47	16.46		
15	16QAM	36	20	16.45	16.41	16.40		
15	16QAM	36	39	16.43	16.40	16.37	17.5	2
15	16QAM	75	0	16.51	16.46	16.42		
15	64QAM	1	0	17.45	17.44	17.44		
15	64QAM	1	37	16.79	17.07	17.17	17.5	2
15	64QAM	1	74	17.36	17.08	17.29		
15	64QAM	36	0	16.18	15.94	15.95		
15	64QAM	36	20	15.92	15.90	15.88	16.5	3
15	64QAM	36	39	15.99	15.88	15.84		
15	64QAM	75	0	16.00	15.92	15.84		



Channel				132022	132322	132622	Tune-up limit (dBm)	MPR (dB)
Frequency (MHz)				1715	1745	1775		
10	QPSK	1	0	18.57	18.29	18.26	19.5	0
10	QPSK	1	25	18.92	18.86	18.81		
10	QPSK	1	49	19.45	19.43	19.32		
10	QPSK	25	0	17.61	17.44	17.36	18.5	1
10	QPSK	25	12	17.60	17.53	17.38		
10	QPSK	25	25	17.53	17.55	17.53		
10	QPSK	50	0	17.51	17.49	17.37	18.5	1
10	16QAM	1	0	17.33	17.11	17.08		
10	16QAM	1	25	17.75	17.65	17.50		
10	16QAM	1	49	18.14	18.09	17.98	17.5	2
10	16QAM	25	0	16.60	16.48	16.40		
10	16QAM	25	12	16.59	16.44	16.40		
10	16QAM	25	25	16.58	16.52	16.49	17.5	2
10	16QAM	50	0	16.59	16.45	16.34		
10	64QAM	1	0	16.76	16.56	16.49		
10	64QAM	1	25	17.00	17.06	16.94	17.5	2
10	64QAM	1	49	17.40	17.30	17.47		
10	64QAM	25	0	16.10	15.98	15.83		
10	64QAM	25	12	16.10	15.96	15.90	16.5	3
10	64QAM	25	25	16.09	16.03	15.99		
10	64QAM	50	0	16.08	15.96	15.83		
Channel				131997	132322	132647	Tune-up limit (dBm)	MPR (dB)
Frequency (MHz)				1712.5	1745	1777.5		
5	QPSK	1	0	19.18	18.95	18.89	19.5	0
5	QPSK	1	12	19.06	18.89	18.82		
5	QPSK	1	24	18.96	18.91	18.81		
5	QPSK	12	0	17.56	17.50	17.43	18.5	1
5	QPSK	12	7	17.60	17.41	17.38		
5	QPSK	12	13	17.56	17.37	17.35		
5	QPSK	25	0	17.60	17.42	17.40	18.5	1
5	16QAM	1	0	17.97	17.78	17.75		
5	16QAM	1	12	17.75	17.65	17.68		
5	16QAM	1	24	17.70	17.72	17.59	17.5	2
5	16QAM	12	0	16.62	16.46	16.48		
5	16QAM	12	7	16.57	16.45	16.37		
5	16QAM	12	13	16.57	16.39	16.32	17.5	2
5	16QAM	25	0	16.56	16.38	16.34		
5	64QAM	1	0	17.30	17.23	17.07		
5	64QAM	1	12	17.08	17.12	16.80	17.5	2
5	64QAM	1	24	16.94	16.93	16.98		
5	64QAM	12	0	16.13	16.00	15.92		
5	64QAM	12	7	16.07	15.91	15.86	16.5	3
5	64QAM	12	13	16.06	15.86	15.83		
5	64QAM	25	0	16.08	15.91	15.86		



Channel				131987	132322	132657	Tune-up limit (dBm)	MPR (dB)
Frequency (MHz)				1711.5	1745	1778.5		
3	QPSK	1	0	19.03	18.79	18.81	19.5	0
3	QPSK	1	8	19.02	18.82	18.81		
3	QPSK	1	14	18.93	18.76	18.78		
3	QPSK	8	0	17.54	17.38	17.37	18.5	1
3	QPSK	8	4	17.54	17.40	17.35		
3	QPSK	8	7	17.49	17.35	17.28		
3	QPSK	15	0	17.51	17.38	17.35	18.5	1
3	16QAM	1	0	17.83	17.69	17.67		
3	16QAM	1	8	17.80	17.80	17.60		
3	16QAM	1	14	17.69	17.50	17.63	17.5	2
3	16QAM	8	0	16.59	16.43	16.34		
3	16QAM	8	4	16.58	16.41	16.33		
3	16QAM	8	7	16.59	16.40	16.30	17.5	2
3	16QAM	15	0	16.60	16.38	16.32		
3	64QAM	1	0	17.20	17.01	17.00		
3	64QAM	1	8	17.19	17.08	16.95	17.5	2
3	64QAM	1	14	17.11	16.99	16.93		
3	64QAM	8	0	16.10	15.98	15.85		
3	64QAM	8	4	16.03	15.91	15.83	16.5	3
3	64QAM	8	7	16.00	15.84	15.77		
3	64QAM	15	0	16.03	15.86	15.76		
Channel				131979	132322	132665	Tune-up limit (dBm)	MPR (dB)
Frequency (MHz)				1710.7	1745	1779.3		
1.4	QPSK	1	0	19.05	18.91	18.71	19.5	0
1.4	QPSK	1	3	19.12	19.05	18.92		
1.4	QPSK	1	5	19.13	19.05	18.95		
1.4	QPSK	3	0	19.18	19.15	18.91		
1.4	QPSK	3	1	19.05	19.08	19.05		
1.4	QPSK	3	3	18.93	19.01	19.08	18.5	1
1.4	16QAM	6	0	17.65	17.61	17.61	18.5	1
1.4	16QAM	1	0	17.78	17.58	17.68		
1.4	16QAM	1	3	17.67	17.81	17.61		
1.4	16QAM	1	5	17.68	17.61	17.80		
1.4	16QAM	3	0	17.71	17.62	17.61		
1.4	16QAM	3	1	17.81	17.65	17.68	17.5	2
1.4	16QAM	3	3	17.85	17.61	17.58		
1.4	16QAM	6	0	17.18	17.05	17.15		
1.4	64QAM	1	0	17.05	17.09	17.16		
1.4	64QAM	1	3	17.01	17.01	17.08		
1.4	64QAM	1	5	17.12	17.09	17.06	17.5	2
1.4	64QAM	3	0	17.08	17.15	17.18		
1.4	64QAM	3	1	17.08	17.08	17.05		
1.4	64QAM	3	3	17.05	17.18	17.08	17.5	2
1.4	64QAM	6	0	16.12	16.12	16.08		
1.4	64QAM	6	0	16.12	16.12	16.08	16.5	3

<TDD LTE SAR Measurement>

TDD LTE configuration setup for SAR measurement

SAR was tested with a fixed periodic duty factor according to the highest transmission duty factor implemented for the device and supported by 3GPP.

- a. 3GPP TS 36.211 section 4.2 for Type 2 Frame Structure and Table 4.2-2 for uplink-downlink configurations
- b. "special subframe S" contains both uplink and downlink transmissions, it has been taken into consideration to determine the transmission duty factor according to the worst case uplink and downlink cyclic prefix requirements for UpPTS
- c. Establishing connections with base station simulators ensure a consistent means for testing SAR and recommended for evaluating SAR. The Anritsu MT8820C (firmware: #22.52#004) was used for LTE output power measurements and SAR testing.

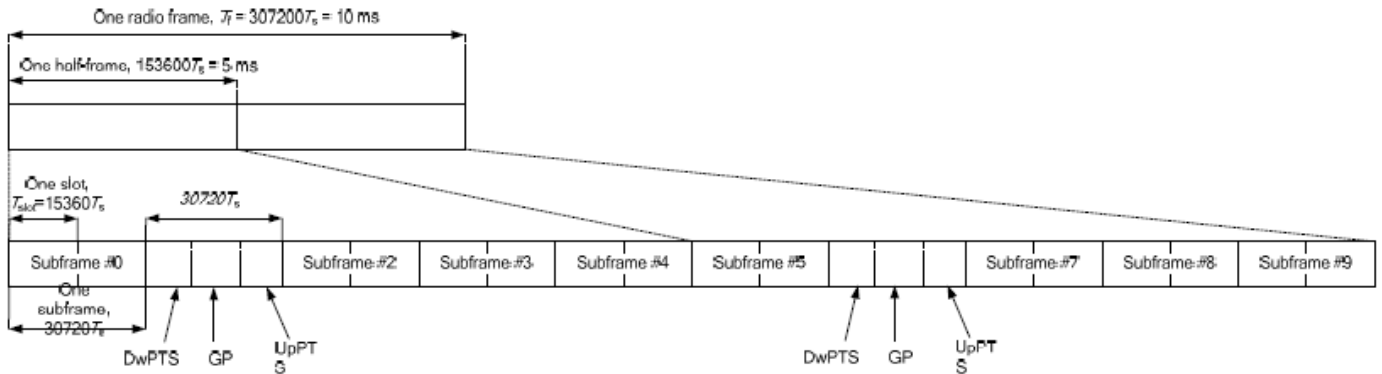


Figure 4.2-1: Frame structure type 2 (for 5 ms switch-point periodicity).

Table 4.2-2: Uplink-downlink configurations.

Uplink-downlink configuration	Downlink-to-Uplink Switch-point periodicity	Subframe number									
		0	1	2	3	4	5	6	7	8	9
0	5 ms	D	S	U	U	U	D	S	U	U	U
1	5 ms	D	S	U	U	D	D	S	U	U	D
2	5 ms	D	S	U	D	D	D	S	U	D	D
3	10 ms	D	S	U	U	U	D	D	D	D	D
4	10 ms	D	S	U	U	D	D	D	D	D	D
5	10 ms	D	S	U	D	D	D	D	D	D	D
6	5 ms	D	S	U	U	U	D	S	U	U	D

Table 4.2-1: Configuration of special subframe (lengths of DwPTS/GP/UpPTS).

Special subframe configuration	Normal cyclic prefix in downlink			Extended cyclic prefix in downlink				
	DwPTS	UpPTS		DwPTS	UpPTS			
		Normal cyclic prefix in uplink	Extended cyclic prefix in uplink		Normal cyclic prefix in uplink	Extended cyclic prefix in uplink		
0	6592 · Ts	2192 · Ts	2560 · Ts	7680 · Ts	2192 · Ts	2560 · Ts		
1	19760 · Ts			20480 · Ts				
2	21952 · Ts			23040 · Ts				
3	24144 · Ts			25600 · Ts				
4	26336 · Ts			7680 · Ts				
5	6592 · Ts	4384 · Ts	5120 · Ts	20480 · Ts	4384 · Ts	5120 · Ts		
6	19760 · Ts			23040 · Ts				
7	21952 · Ts			12800 · Ts				
8	24144 · Ts			-			-	-
9	13168 · Ts			-			-	-

Special subframe (30720·T_s): Normal cyclic prefix in downlink (UpPTS)			
	Special subframe configuration	Normal cyclic prefix in uplink	Extended cyclic prefix in uplink
Uplink duty factor in one special subframe	0~4	7.13%	8.33%
	5~9	14.3%	16.7%

Special subframe(30720·T_s): Extended cyclic prefix in downlink (UpPTS)			
	Special subframe configuration	Normal cyclic prefix in uplink	Extended cyclic prefix in uplink
Uplink duty factor in one special subframe	0~3	7.13%	8.33%
	4~7	14.3%	16.7%

The highest duty factor is resulted from:

For LTE Band 41 Power class 2

- i. Uplink-downlink configuration: 1. In a half-frame consisted of 5 subframes, uplink operation is in 2 uplink subframes and 1 special subframe.
- ii. special subframe configuration: 5-9 for normal cyclic prefix in downlink, 4-7 for extended cyclic prefix in downlink
- iii. for special subframe with extended cyclic prefix in uplink, the total uplink duty factor in one half-frame is: $(2+0.167)/5 = 43.3\%$
- iv. for special subframe with normal cyclic prefix in uplink, the total uplink duty factor in one half-frame is: $(2+0.143)/5 = 42.9\%$
- v. For TDD LTE SAR measurement, the duty cycle 1:2.33 (42.9 %) was used perform testing and considering the theoretical duty cycle of 43.3% for extended cyclic prefix in the uplink, and the theoretical duty cycle of 42.9% for normal cyclic prefix in uplink, a scaling factor of extended cyclic prefix $43.3\%/42.9\% = 1.009$ is applied to scale-up the measured SAR result. The scaled TDD LTE SAR = measured SAR (W/kg)* Tune-up Scaling Factor* scaling factor for extended cyclic prefix.

For LTE Band 41 Power class 3

- i. Uplink-downlink configuration: 0. In a half-frame consisted of 5 subframes, uplink operation is in 3 uplink subframes and 1 special subframe.
- ii. special subframe configuration: 5-9 for normal cyclic prefix in downlink, 4-7 for extended cyclic prefix in downlink
- iii. for special subframe with extended cyclic prefix in uplink, the total uplink duty factor in one half-frame is: $(3+0.167)/5 = 63.3\%$
- iv. for special subframe with normal cyclic prefix in uplink, the total uplink duty factor in one half-frame is: $(3+0.143)/5 = 62.9\%$
- v. For TDD LTE SAR measurement, the duty cycle 1:1.59 (62.9 %) was used perform testing and considering the theoretical duty cycle of 63.3% for extended cyclic prefix in the uplink, and the theoretical duty cycle of 62.9% for normal cyclic prefix in uplink, a scaling factor of extended cyclic prefix $63.3\%/62.9\% = 1.006$ is applied to scale-up the measured SAR result. The scaled TDD LTE SAR = measured SAR (W/kg)* Tune-up Scaling Factor* scaling factor for extended cyclic prefix.

The device can adjust uplink/downlink configuration automatically according to the transmitting power class level for LTE band 41.



<Full Power Mode>

<LTE Band 38>

BW [MHz]	Modulation	RB Size	RB Offset	Power Low Ch. / Freq.	Power Middle Ch. / Freq.	Power High Ch. / Freq.	Tune-up limit (dBm)	MPR (dB)
Channel				37850	38000	38150		
Frequency (MHz)				2580	2595	2610		
20	QPSK	1	0	22.38	22.3	22.02	23	0
20	QPSK	1	49	22.16	22.2	21.97		
20	QPSK	1	99	22.62	22.32	22.11		
20	QPSK	50	0	21.41	21.05	21.16	22	1
20	QPSK	50	24	21.36	21.14	21.02		
20	QPSK	50	50	21.47	21.15	21.06		
20	QPSK	100	0	21.28	21.16	21.05	22	1
20	16QAM	1	0	21.55	21.81	21.35		
20	16QAM	1	49	21.33	21.6	21.22		
20	16QAM	1	99	21.99	21.97	21.31	21	2
20	16QAM	50	0	20.09	20.19	19.99		
20	16QAM	50	24	20.26	20.19	19.74		
20	16QAM	50	50	20.4	19.92	19.77	21	2
20	16QAM	100	0	20.18	20.16	19.89		
20	64QAM	1	0	19.59	19.6	19.56		
20	64QAM	1	49	19.37	19.14	19.07	21	2
20	64QAM	1	99	19.46	19.34	19.18		
20	64QAM	50	0	18.48	18.4	18.35		
20	64QAM	50	24	18.5	18.35	18.35	20	3
20	64QAM	50	50	18.54	18.35	18.31		
20	64QAM	100	0	18.69	18.56	18.47		
Channel				37825	38000	38175	Tune-up limit (dBm)	MPR (dB)
Frequency (MHz)				2577.5	2595	2612.5		
15	QPSK	1	0	22.3	22.13	22.05	23	0
15	QPSK	1	37	22.24	21.97	21.9		
15	QPSK	1	74	22.45	21.99	21.94		
15	QPSK	36	0	21.3	21.16	20.8	22	1
15	QPSK	36	20	21.28	21.15	20.95		
15	QPSK	36	39	21.07	21.2	20.85		
15	QPSK	75	0	21.3	21.17	20.93	22	1
15	16QAM	1	0	21.72	21.83	21.15		
15	16QAM	1	37	21.43	21.23	21.31		
15	16QAM	1	74	21.47	20.97	21.34	21	2
15	16QAM	36	0	20.25	20.12	19.97		
15	16QAM	36	20	20.23	20.1	19.96		
15	16QAM	36	39	20.19	19.99	19.74	21	2
15	16QAM	75	0	20.31	20.07	19.96		
15	64QAM	1	0	19.68	19.46	19.5		
15	64QAM	1	37	19.23	19.28	19.21	21	2
15	64QAM	1	74	19.44	19.16	19.08		
15	64QAM	36	0	18.46	18.33	18.15		
15	64QAM	36	20	18.66	18.34	18.29	20	3
15	64QAM	36	39	18.64	18.38	18.2		
15	64QAM	75	0	18.68	18.36	18.31		



Channel				37800	38000	38200	Tune-up limit (dBm)	MPR (dB)
Frequency (MHz)				2575	2595	2615		
10	QPSK	1	0	22.5	22.32	22.15	23	0
10	QPSK	1	25	22.27	22.09	21.96		
10	QPSK	1	49	22.59	22.61	22.2		
10	QPSK	25	0	21.4	21.26	21.03	22	1
10	QPSK	25	12	21.29	21.11	20.88		
10	QPSK	25	25	21.37	21.1	20.88		
10	QPSK	50	0	21.32	21.2	20.97	22	1
10	16QAM	1	0	21.59	21.44	21.29		
10	16QAM	1	25	21.38	21.41	21		
10	16QAM	1	49	21.65	21.85	21.26	21	2
10	16QAM	25	0	20.32	20.25	20.04		
10	16QAM	25	12	20.31	20.01	19.99		
10	16QAM	25	25	20.39	20.17	19.98	21	2
10	16QAM	50	0	20.36	20.21	20.05		
10	64QAM	1	0	19.79	19.62	19.61		
10	64QAM	1	25	19.2	19.83	19.89	21	2
10	64QAM	1	49	19.66	19.38	19.31		
10	64QAM	25	0	18.41	18.34	18.22		
10	64QAM	25	12	18.5	18.39	18.23	20	3
10	64QAM	25	25	18.56	18.45	18.3		
10	64QAM	50	0	18.57	18.35	18.28		
Channel				37775	38000	38225	Tune-up limit (dBm)	MPR (dB)
Frequency (MHz)				2572.5	2595	2617.5		
5	QPSK	1	0	22.2	22.42	22.2	23	0
5	QPSK	1	12	22.15	22.07	21.79		
5	QPSK	1	24	22.07	22.09	21.64		
5	QPSK	12	0	21.29	21.21	20.98	22	1
5	QPSK	12	7	21.31	21.15	20.89		
5	QPSK	12	13	21.2	21.1	20.83		
5	QPSK	25	0	21.13	21.18	20.92	22	1
5	16QAM	1	0	21.26	21.27	21.07		
5	16QAM	1	12	21.27	21.15	20.93		
5	16QAM	1	24	21.38	21.2	20.97	21	2
5	16QAM	12	0	20.35	20.18	19.94		
5	16QAM	12	7	20.27	20.12	19.94		
5	16QAM	12	13	20.21	20.12	19.87	21	2
5	16QAM	25	0	20.35	20.11	19.93		
5	64QAM	1	0	19.59	19.41	19.42		
5	64QAM	1	12	19.85	19.68	19.6	21	2
5	64QAM	1	24	19.37	19.16	19.03		
5	64QAM	12	0	18.52	18.31	18.19		
5	64QAM	12	7	18.55	18.32	18.19	20	3
5	64QAM	12	13	18.5	18.35	18.27		
5	64QAM	25	0	18.5	18.36	18.15		



<LTE Band 41 Power Class 2>

BW [MHz]	Modulation	RB Size	RB Offset	Power Low Ch. / Freq.	Power Low Middle Ch. / Freq.	Power Middle Ch. / Freq.	Power High Middle Ch. / Freq.	Power High Ch. / Freq.	Tune-up limit (dBm)	MPR (dB)
Channel				39750	40185	40620	41055	41490		
Frequency (MHz)				2506	2549.5	2593	2636.5	2680		
20	QPSK	1	0	24.71	24.86	24.76	24.63	24.83	25	0
20	QPSK	1	49	24.75	24.67	24.1	24.23	24.31		
20	QPSK	1	99	24.6	24.8	24.36	24.59	24.7		
20	QPSK	50	0	22.41	22.49	22.35	22.22	22.16	24	1
20	QPSK	50	24	22.32	22.28	22.26	22.14	22.16		
20	QPSK	50	50	22.34	22.4	22.26	22.15	22.09		
20	QPSK	100	0	22.46	22.47	22.24	22.21	22.23	24	1
20	16QAM	1	0	22.37	22.42	22.51	22.38	22.33		
20	16QAM	1	49	22.26	22.32	22.15	22.21	22.14		
20	16QAM	1	99	22.49	22.59	22.31	22	22.41	23	2
20	16QAM	50	0	21.52	21.57	21.34	21.05	21.19		
20	16QAM	50	24	21.41	21.45	21.06	21.18	21.28		
20	16QAM	50	50	21.48	21.62	21.4	21.21	21.21	23	2
20	16QAM	100	0	21.47	21.66	21.25	21.28	21.19		
20	64QAM	1	0	21.2	21.17	21.68	21.78	21.8		
20	64QAM	1	49	21.07	21.93	21.55	21.59	21.36	23	2
20	64QAM	1	99	21.68	21.71	21.43	21.45	21.44		
20	64QAM	50	0	20.68	20.75	20.44	20.55	20.58		
20	64QAM	50	24	20.54	20.53	20.31	20.47	20.53	22	3
20	64QAM	50	50	20.67	20.64	20.37	20.48	20.5		
20	64QAM	100	0	20.89	20.71	20.51	20.54	20.72		
Channel				39725	40173	40620	41068	41515	Tune-up limit (dBm)	MPR (dB)
Frequency (MHz)				2503.5	2548.3	2593	2637.8	2682.5		
15	QPSK	1	0	24.44	24.59	24.53	24.69	24.39	25	0
15	QPSK	1	37	24.71	24.66	25	24.32	24.51		
15	QPSK	1	74	24.91	24.55	24.93	24.84	24.39		
15	QPSK	36	0	22.32	22.52	22.24	22.25	22.25	24	1
15	QPSK	36	20	22.32	22.47	22.13	22.11	22.08		
15	QPSK	36	39	22.35	22.56	22.18	22.24	22.11		
15	QPSK	75	0	22.35	22.61	22.3	22.22	22.16	24	1
15	16QAM	1	0	22.51	22.92	22.72	22.53	22.5		
15	16QAM	1	37	22.36	22.76	22.28	22.2	22.12		
15	16QAM	1	74	22.89	23.06	22.31	22.35	22.2	23	2
15	16QAM	36	0	21.39	21.3	21.38	21.25	21.92		
15	16QAM	36	20	21.25	21.45	21.23	21.22	21.17		
15	16QAM	36	39	21.33	21.55	21.2	21.16	21.01	23	2
15	16QAM	75	0	21.44	21.63	21.37	21.26	21.27		
15	64QAM	1	0	21.21	21.14	21.97	21.98	21.95		
15	64QAM	1	37	21.06	21.65	21.37	21.64	21.23	23	2
15	64QAM	1	74	21.9	21.67	21.55	21.56	21.43		
15	64QAM	36	0	20.75	20.84	20.4	20.47	20.67		
15	64QAM	36	20	20.61	20.53	20.31	20.44	20.49	22	3
15	64QAM	36	39	20.58	20.65	20.4	20.49	20.4		
15	64QAM	75	0	20.88	20.69	20.44	20.37	20.6		



Channel				39700	40160	40620	41080	41540	Tune-up limit (dBm)	MPR (dB)
Frequency (MHz)				2501	2547	2593	2639	2685		
10	QPSK	1	0	24.69	24.72	24.42	24.44	24.95	25	0
10	QPSK	1	25	24.69	24.87	24.45	24.5	24.36		
10	QPSK	1	49	24.96	24.49	25	24.52	24.53		
10	QPSK	25	0	22.6	22.65	22.21	22.36	22.29	24	1
10	QPSK	25	12	22.45	22.5	22.33	22.11	22.15		
10	QPSK	25	25	22.44	22.67	22.31	22.27	22.15		
10	QPSK	50	0	22.45	22.57	22.37	22.04	22.2	24	1
10	16QAM	1	0	22.82	22.76	22.55	22.48	22.55		
10	16QAM	1	25	22.62	22.49	22.52	22.26	22.17		
10	16QAM	1	49	22.83	22.95	22.36	22.48	22.51	23	2
10	16QAM	25	0	21.51	21.63	21.34	21.34	21.3		
10	16QAM	25	12	21.55	21.57	21.4	21.24	21.18		
10	16QAM	25	25	21.53	21.76	21.15	21.36	21.26	23	2
10	16QAM	50	0	21.66	21.68	21.37	21.27	21.23		
10	64QAM	1	0	21.24	21.17	21.83	21.13	21.84		
10	64QAM	1	25	21.91	21.7	21.55	21.44	21.2	23	2
10	64QAM	1	49	22	21.81	21.73	21.74	21.69		
10	64QAM	25	0	20.73	20.8	20.62	20.73	20.71		
10	64QAM	25	12	20.73	20.7	20.57	20.68	20.66	22	3
10	64QAM	25	25	20.76	20.89	20.61	20.47	20.77		
10	64QAM	50	0	20.81	20.79	20.55	20.66	20.61		
Channel				39675	40148	40620	41093	41565	Tune-up limit (dBm)	MPR (dB)
Frequency (MHz)				2498.5	2545.8	2593	2640.3	2687.5		
5	QPSK	1	0	24.37	24.27	25	24.68	24.71	25	0
5	QPSK	1	12	24.73	24.73	24.2	24.11	24.19		
5	QPSK	1	24	24.98	24.96	24.82	24.67	24.56		
5	QPSK	12	0	22.5	22.53	22.29	22.22	22.22	24	1
5	QPSK	12	7	22.38	22.51	22.07	22.17	22.16		
5	QPSK	12	13	22.37	22.46	22.19	22.19	22.15		
5	QPSK	25	0	22.28	22.49	22.37	22.19	22.18	24	1
5	16QAM	1	0	22.41	22.55	22.42	22.32	22.26		
5	16QAM	1	12	22.17	22.29	22.15	22.04	22.03		
5	16QAM	1	24	22.44	22.58	22.31	22.25	22.14	23	2
5	16QAM	12	0	21.43	21.54	21.24	21.19	21.17		
5	16QAM	12	7	21.36	21.45	21.27	21.11	21.01		
5	16QAM	12	13	21.38	21.51	21.15	21.17	21.12	23	2
5	16QAM	25	0	21.36	21.63	21.34	21.21	21.3		
5	64QAM	1	0	21.91	21.92	21.62	21.96	21.75		
5	64QAM	1	12	21.29	21.33	21.13	21.08	21	23	2
5	64QAM	1	24	21.53	21.71	21.36	21.41	21.38		
5	64QAM	12	0	20.65	20.71	20.41	20.6	20.64		
5	64QAM	12	7	20.76	20.72	20.47	20.62	20.63	22	3
5	64QAM	12	13	20.71	20.68	20.4	20.54	20.21		
5	64QAM	25	0	20.69	20.79	20.62	20.65	20.45		



<LTE Band 41 Power Class 3>

BW [MHz]	Modulation	RB Size	RB Offset	Power Low Ch. / Freq.	Power Low Middle Ch. / Freq.	Power Middle Ch. / Freq.	Power High Middle Ch. / Freq.	Power High Ch. / Freq.	Tune-up limit (dBm)	MPR (dB)
Channel				39750	40185	40620	41055	41490		
Frequency (MHz)				2506	2549.5	2593	2636.5	2680		
20	QPSK	1	0	22.85	22.89	22.16	22.31	21.83	23	0
20	QPSK	1	49	22.62	22.79	22.56	22.72	22.11		
20	QPSK	1	99	21.85	21.78	21.57	21.32	22.51		
20	QPSK	50	0	21.63	21.67	21.45	21.57	21.66	22	1
20	QPSK	50	24	21.73	21.85	21.46	21.53	21.42		
20	QPSK	50	50	21.68	21.79	21.5	21.67	21.47		
20	QPSK	100	0	21.67	21.94	21.73	21.56	21.5	22	1
20	16QAM	1	0	21.85	21.58	21.5	21.53	21.69		
20	16QAM	1	49	21.82	21.85	21.65	21.86	21.49		
20	16QAM	1	99	20.8	20.86	20.62	20.39	21.38	21	2
20	16QAM	50	0	20.73	20.79	20.53	20.53	20.65		
20	16QAM	50	24	20.85	20.75	20.35	20.6	20.41		
20	16QAM	50	50	20.88	20.83	20.56	20.67	20.58	21	2
20	16QAM	100	0	20.82	20.88	20.9	20.83	20.47		
20	64QAM	1	0	20.78	20.68	20.15	20.56	20.41		
20	64QAM	1	49	20.65	20.72	20.51	20.62	20.48	21	2
20	64QAM	1	99	20.74	20.68	20.81	20.78	20.45		
20	64QAM	50	0	19.63	19.57	19.68	19.78	19.42		
20	64QAM	50	24	19.58	19.58	19.23	19.16	19.38	20	3
20	64QAM	50	50	19.61	19.52	19.18	19.62	19.36		
20	64QAM	100	0	19.68	19.41	19.21	19.72	19.38		
Channel				39725	40173	40620	41068	41515	Tune-up limit (dBm)	MPR (dB)
Frequency (MHz)				2503.5	2548.3	2593	2637.8	2682.5		
15	QPSK	1	0	22.67	22.42	21.1	21.31	21.85	23	0
15	QPSK	1	37	22.85	22.73	22.22	21.97	22.59		
15	QPSK	1	74	21.73	21.78	22.67	22.74	21.6		
15	QPSK	36	0	21.71	21.48	21.34	21.54	21.59	22	1
15	QPSK	36	20	21.83	21.71	21.3	21.53	21.48		
15	QPSK	36	39	21.84	21.83	21.4	21.5	21.61		
15	QPSK	75	0	21.78	21.85	21.52	21.64	21.97	22	1
15	16QAM	1	0	21.86	21.58	21.9	21.9	21.2		
15	16QAM	1	37	21.96	21.98	21.54	21.59	21.76		
15	16QAM	1	74	20.68	20.84	21.82	21.6	20.54	21	2
15	16QAM	36	0	20.68	20.71	20.53	20.59	20.45		
15	16QAM	36	20	20.74	20.71	20.49	20.3	20.42		
15	16QAM	36	39	20.86	20.74	20.63	20.5	20.7	21	2
15	16QAM	75	0	20.78	20.9	20.65	20.62	20.62		
15	64QAM	1	0	20.27	20.28	20.18	20.05	20.23		
15	64QAM	1	37	20.25	20.35	20.18	20.53	20.58	21	2
15	64QAM	1	74	20.18	20.64	20.53	20.63	20.53		
15	64QAM	36	0	19.23	19.21	19.18	19.21	19.21		
15	64QAM	36	20	19.15	19.28	19.25	19.35	19.31	20	3
15	64QAM	36	39	19.25	19.21	19.34	19.35	19.21		
15	64QAM	75	0	19.28	19.21	19.25	19.25	19.18		



Channel				39700	40160	40620	41080	41540	Tune-up limit (dBm)	MPR (dB)
Frequency (MHz)				2501	2547	2593	2639	2685		
10	QPSK	1	0	21.52	21.52	21.04	21.27	21.25	23	0
10	QPSK	1	25	22.86	22.82	22.12	22.6	22.43		
10	QPSK	1	49	22.84	22.83	22.58	22.81	22.83		
10	QPSK	25	0	21.99	21.75	21.79	21.7	21.7	22	1
10	QPSK	25	12	21.9	21.78	21.75	21.64	21.53		
10	QPSK	25	25	21.89	21.78	21.78	21.8	21.54		
10	QPSK	50	0	21.9	21.77	21.46	21.82	21.6	22	1
10	16QAM	1	0	21.9	21.91	21.78	21.91	21.95		
10	16QAM	1	25	21.82	21.64	21.66	21.74	21.62		
10	16QAM	1	49	21.92	21.95	21.98	21.82	21.86	21	2
10	16QAM	25	0	20.95	20.79	20.75	20.78	20.67		
10	16QAM	25	12	20.93	20.77	20.69	20.77	20.56		
10	16QAM	25	25	20.98	20.95	20.72	20.74	20.61	21	2
10	16QAM	50	0	20.82	20.83	20.78	20.74	20.58		
10	64QAM	1	0	20.78	20.04	20.27	20.12	20.16		
10	64QAM	1	25	20.62	20.15	20.35	20.15	20.04	21	2
10	64QAM	1	49	20.35	20.05	20.28	20.25	20.12		
10	64QAM	25	0	19.88	19.15	19.21	19.5	19.2		
10	64QAM	25	12	19.92	19.23	19.25	19.64	19.15	20	3
10	64QAM	25	25	19.84	19.21	19.18	19.93	19.16		
10	64QAM	50	0	19.65	19.28	19.25	19.17	19.54		
Channel				39675	40148	40620	41093	41565	Tune-up limit (dBm)	MPR (dB)
Frequency (MHz)				2498.5	2545.8	2593	2640.3	2687.5		
5	QPSK	1	0	21.14	21.16	21.12	21.08	21.07	23	0
5	QPSK	1	12	22.3	22.19	21.79	22.04	22.05		
5	QPSK	1	24	22.82	22.88	22.59	22.63	22.19		
5	QPSK	12	0	21.9	21.94	21.71	21.68	21.53	22	1
5	QPSK	12	7	21.82	21.88	21.66	21.64	21.22		
5	QPSK	12	13	21.84	21.9	21.31	21.77	21.51		
5	QPSK	25	0	21.59	21.9	21.67	21.65	21.6	22	1
5	16QAM	1	0	21.65	21.98	21.82	21.86	21.34		
5	16QAM	1	12	21.64	21.92	21.79	21.91	21.37		
5	16QAM	1	24	21.79	21.83	21.4	21.78	21.55	21	2
5	16QAM	12	0	20.9	20.77	20.45	20.63	20.48		
5	16QAM	12	7	20.82	20.68	20.6	20.58	20.52		
5	16QAM	12	13	20.82	20.82	20.59	20.62	20.44	21	2
5	16QAM	25	0	20.96	20.87	20.64	20.68	20.54		
5	64QAM	1	0	20.35	20.35	20.38	20.25	20.18		
5	64QAM	1	12	20.01	20.35	20.62	20.15	20.15	21	2
5	64QAM	1	24	20.25	20.36	20.31	20.35	20.35		
5	64QAM	12	0	19.78	19.1	19.22	19.12	19.08		
5	64QAM	12	7	19.06	19.12	19.19	19.08	19.05	20	3
5	64QAM	12	13	19.21	19.44	19.24	19.06	19.01		
5	64QAM	25	0	19.1	19.69	19.16	19.12	19.12		



<Reduced Power Mode for Hotspot On/P-Sensor On>

<LTE Band 38>

BW [MHz]	Modulation	RB Size	RB Offset	Power Low Ch. / Freq.	Power Middle Ch. / Freq.	Power High Ch. / Freq.	Tune-up limit (dBm)	MPR (dB)
Channel				37850	38000	38150		
Frequency (MHz)				2580	2595	2610		
20	QPSK	1	0	18.37	18.27	18.04	19.5	0
20	QPSK	1	49	17.57	18.08	17.84		
20	QPSK	1	99	18.5	18.22	18.06		
20	QPSK	50	0	17.2	16.99	16.83	18.5	1
20	QPSK	50	24	17.2	16.98	16.8		
20	QPSK	50	50	17.17	16.94	16.78		
20	QPSK	100	0	17.22	16.96	16.78		
20	16QAM	1	0	17.32	17.13	16.92	18.5	1
20	16QAM	1	49	17.3	17.13	16.83		
20	16QAM	1	99	17.41	17.14	16.89		
20	16QAM	50	0	16.16	15.93	15.77	17.5	2
20	16QAM	50	24	16.15	15.98	15.74		
20	16QAM	50	50	16.14	16.04	15.74		
20	16QAM	100	0	16.28	16.08	15.86		
20	64QAM	1	0	15.96	15.8	15.78	17.5	2
20	64QAM	1	49	15.88	15.66	15.61		
20	64QAM	1	99	15.88	15.83	15.67		
20	64QAM	50	0	15.03	14.8	14.66	16.5	3
20	64QAM	50	24	15.08	14.7	14.74		
20	64QAM	50	50	14.95	14.71	14.71		
20	64QAM	100	0	15.19	14.88	14.84		
Channel				37825	38000	38175	Tune-up limit (dBm)	MPR (dB)
Frequency (MHz)				2577.5	2595	2612.5		
15	QPSK	1	0	18.31	18.15	18.23	19.5	0
15	QPSK	1	37	17.52	17.83	17.61		
15	QPSK	1	74	18.21	18.23	18.08		
15	QPSK	36	0	17.12	16.92	16.83	18.5	1
15	QPSK	36	20	17.2	16.98	16.8		
15	QPSK	36	39	17.16	16.99	16.71		
15	QPSK	75	0	17.25	16.96	16.82		
15	16QAM	1	0	17.43	17.12	17.12	18.5	1
15	16QAM	1	37	17.19	16.84	16.89		
15	16QAM	1	74	17.34	17.11	17.07		
15	16QAM	36	0	16.16	16.02	15.9	17.5	2
15	16QAM	36	20	16.17	15.94	15.83		
15	16QAM	36	39	16.24	15.99	15.87		
15	16QAM	75	0	16.19	15.99	15.92		
15	64QAM	1	0	15.83	15.72	15.69	17.5	2
15	64QAM	1	37	15.85	15.65	15.6		
15	64QAM	1	74	15.92	15.69	15.69		
15	64QAM	36	0	15.06	14.75	14.74	16.5	3
15	64QAM	36	20	15.11	14.83	14.79		
15	64QAM	36	39	15.07	14.79	14.72		
15	64QAM	75	0	15.11	14.9	14.89		



Channel				37800	38000	38200	Tune-up limit (dBm)	MPR (dB)
Frequency (MHz)				2575	2595	2615		
10	QPSK	1	0	18.12	18.23	18.01	19.5	0
10	QPSK	1	25	17.87	18.01	17.94		
10	QPSK	1	49	18.12	18.05	17.52		
10	QPSK	25	0	17.21	17.02	17.08	18.5	1
10	QPSK	25	12	17.01	16.98	16.8		
10	QPSK	25	25	17.16	16.99	16.53		
10	QPSK	50	0	17.25	16.96	16.82	18.5	1
10	16QAM	1	0	17.43	17.12	17.12		
10	16QAM	1	25	17.19	16.84	16.89		
10	16QAM	1	49	17.34	17.11	17.07	17.5	2
10	16QAM	25	0	16.16	16.02	15.9		
10	16QAM	25	12	16.17	15.94	15.83		
10	16QAM	25	25	16.24	15.99	15.87	17.5	2
10	16QAM	50	0	16.19	15.99	15.92		
10	64QAM	1	0	16.02	15.84	15.79		
10	64QAM	1	25	15.85	15.66	15.6	17.5	2
10	64QAM	1	49	16.17	15.88	15.76		
10	64QAM	25	0	15.01	14.83	14.7		
10	64QAM	25	12	15.04	14.86	14.71	16.5	3
10	64QAM	25	25	15.11	14.9	14.86		
10	64QAM	50	0	14.99	14.85	14.78		
Channel				37775	38000	38225	Tune-up limit (dBm)	MPR (dB)
Frequency (MHz)				2572.5	2595	2617.5		
5	QPSK	1	0	18.15	18.21	18.01	19.5	0
5	QPSK	1	12	17.98	17.95	17.68		
5	QPSK	1	24	18.01	18.18	18.01		
5	QPSK	12	0	17.02	17.08	17.05	18.5	1
5	QPSK	12	7	17.12	17.05	16.98		
5	QPSK	12	13	16.66	16.51	16.6		
5	QPSK	25	0	16.72	16.58	16.55	18.5	1
5	16QAM	1	0	16.81	16.8	16.67		
5	16QAM	1	12	16.73	16.64	16.62		
5	16QAM	1	24	16.71	16.58	16.57	17.5	2
5	16QAM	12	0	15.67	15.5	15.56		
5	16QAM	12	7	15.66	15.61	15.52		
5	16QAM	12	13	15.69	15.63	15.53	17.5	2
5	16QAM	25	0	15.71	15.68	15.6		
5	64QAM	1	0	15.96	15.66	15.65		
5	64QAM	1	12	15.78	15.62	15.66	17.5	2
5	64QAM	1	24	15.76	15.68	15.6		
5	64QAM	12	0	15	14.75	14.72		
5	64QAM	12	7	15.04	14.83	14.72	16.5	3
5	64QAM	12	13	15.01	14.74	14.68		
5	64QAM	25	0	15	14.75	14.75		



<LTE Band 41 Power Class 2/3>

BW [MHz]	Modulation	RB Size	RB Offset	Power Low Ch. / Freq.	Power Low Middle Ch. / Freq.	Power Middle Ch. / Freq.	Power High Middle Ch. / Freq.	Power High Ch. / Freq.	Tune-up limit (dBm)	MPR (dB)
Channel				39750	40185	40620	41055	41490		
Frequency (MHz)				2506	2549.5	2593	2636.5	2680		
20	QPSK	1	0	19.64	19.85	19.48	19.42	19.82	20	0
20	QPSK	1	49	19.33	19.37	19.19	19.18	18.96		
20	QPSK	1	99	19.57	19.4	19.35	19.33	19.14		
20	QPSK	50	0	18.53	18.64	18.29	18.29	18.31	19	1
20	QPSK	50	24	18.46	18.51	18.25	18.31	18.12		
20	QPSK	50	50	18.49	18.51	18.28	18.18	18.12		
20	QPSK	100	0	18.5	18.61	18.3	18.38	18.13	19	1
20	16QAM	1	0	18.82	18.75	18.22	18.27	18.24		
20	16QAM	1	49	18.34	18.59	18.4	18.21	18.11		
20	16QAM	1	99	18.67	18.45	18.58	18.41	18.28	18	2
20	16QAM	50	0	17.57	17.63	17.32	17.37	17.28		
20	16QAM	50	24	17.49	17.51	17.23	17.16	17.09		
20	16QAM	50	50	17.53	17.55	17.28	17.27	17.18	18	2
20	16QAM	100	0	17.49	17.58	17.31	17.37	17.16		
20	64QAM	1	0	17.64	17.7	17.41	17.5	17.75		
20	64QAM	1	49	17.63	17.58	17.3	17.41	17.48	18	2
20	64QAM	1	99	17.74	17.82	17.57	17.74	17.65		
20	64QAM	50	0	16.93	16.89	16.71	16.72	16.7		
20	64QAM	50	24	16.82	16.74	16.48	16.7	16.52	17	3
20	64QAM	50	50	16.74	16.75	16.57	16.63	16.72		
20	64QAM	100	0	16.99	16.91	16.6	16.74	16.76		
Channel				39725	40173	40620	41068	41515	Tune-up limit (dBm)	MPR (dB)
Frequency (MHz)				2503.5	2548.3	2593	2637.8	2682.5		
15	QPSK	1	0	19.66	19.7	19.45	19.4	19.22	20	0
15	QPSK	1	37	19.52	19.34	19.07	18.55	19.08		
15	QPSK	1	74	19.68	19.74	19.38	18.78	19.36		
15	QPSK	36	0	18.58	18.61	18.31	18.28	18.22	19	1
15	QPSK	36	20	18.48	18.46	18.22	18.25	18.11		
15	QPSK	36	39	18.57	18.57	18.26	18.31	18.07		
15	QPSK	75	0	18.59	18.55	18.28	18.36	18.25	19	1
15	16QAM	1	0	18.72	18.97	18.48	18.68	18.58		
15	16QAM	1	37	18.34	18.75	18.45	18.48	18.27		
15	16QAM	1	74	18.81	18.85	18.69	18.66	18.28	18	2
15	16QAM	36	0	17.56	17.5	17.32	17.29	17.18		
15	16QAM	36	20	17.41	17.46	17.11	17.2	17.06		
15	16QAM	36	39	17.54	17.47	17.18	17.19	17.05	18	2
15	16QAM	75	0	17.65	17.59	17.31	17.36	17.21		
15	64QAM	1	0	17.91	17.96	17.73	17.85	17.85		
15	64QAM	1	37	17.67	17.47	17.4	17.62	17.53	18	2
15	64QAM	1	74	17.86	17.84	17.61	17.9	17.69		
15	64QAM	36	0	16.96	16.95	16.58	16.68	16.82		
15	64QAM	36	20	16.81	16.63	16.46	16.67	16.68	17	3
15	64QAM	36	39	16.78	16.8	16.55	16.67	16.58		
15	64QAM	75	0	16.99	16.79	16.65	16.8	16.68		



Channel				39700	40160	40620	41080	41540	Tune-up limit (dBm)	MPR (dB)
Frequency (MHz)				2501	2547	2593	2639	2685		
10	QPSK	1	0	19.7	19.67	19.47	19.55	19.18	20	0
10	QPSK	1	25	19.53	19.39	19.27	19.28	18.7		
10	QPSK	1	49	19.89	19.69	19.49	19.68	19.38		
10	QPSK	25	0	18.48	18.41	18.32	18.28	18.23	19	1
10	QPSK	25	12	18.53	18.36	18.22	18.28	18.1		
10	QPSK	25	25	18.55	18.46	18.19	18.26	18.06		
10	QPSK	50	0	18.51	18.46	18.25	18.23	18.08	19	1
10	16QAM	1	0	18.9	18.8	18.52	18.58	18.48		
10	16QAM	1	25	18.67	18.54	18.26	18.32	18.1		
10	16QAM	1	49	18.85	18.83	18.55	18.68	18.33	18	2
10	16QAM	25	0	17.65	17.57	17.29	17.29	17.07		
10	16QAM	25	12	17.52	17.56	17.24	17.29	17.02		
10	16QAM	25	25	17.54	17.38	17.28	17.28	17.09	18	2
10	16QAM	50	0	17.6	17.56	17.22	17.29	17.08		
10	64QAM	1	0	17.85	17.76	17.56	17.67	17.7		
10	64QAM	1	25	17.65	17.55	17.26	17.64	17.41	18	2
10	64QAM	1	49	17.87	17.94	17.56	17.8	17.66		
10	64QAM	25	0	16.74	16.78	16.5	16.66	16.47		
10	64QAM	25	12	16.76	16.75	16.49	16.69	16.61	17	3
10	64QAM	25	25	16.79	16.83	16.45	16.73	16.67		
10	64QAM	50	0	16.75	16.75	16.48	16.72	16.55		
Channel				39675	40148	40620	41093	41565	Tune-up limit (dBm)	MPR (dB)
Frequency (MHz)				2498.5	2545.8	2593	2640.3	2687.5		
5	QPSK	1	0	19.52	19.48	19.28	19.16	18.83	20	0
5	QPSK	1	12	19.4	19.28	19.13	19.09	18.62		
5	QPSK	1	24	19.38	19.27	19.17	19.22	18.83		
5	QPSK	12	0	18.47	18.32	18.28	18.24	18.02	19	1
5	QPSK	12	7	18.43	18.35	18.21	18.17	18.02		
5	QPSK	12	13	18.45	18.3	18.16	18.1	18.01		
5	QPSK	25	0	18.54	18.34	18.24	18.2	18.07	19	1
5	16QAM	1	0	18.72	18.54	18.4	18.32	18.2		
5	16QAM	1	12	18.7	18.45	18.37	17.99	18.11		
5	16QAM	1	24	18.65	18.47	18.35	18.28	18.12	18	2
5	16QAM	12	0	17.49	17.49	17.18	17.21	16.97		
5	16QAM	12	7	17.46	17.4	17.14	17.12	16.99		
5	16QAM	12	13	17.41	17.42	17.13	17.06	16.98	18	2
5	16QAM	25	0	17.53	17.51	17.18	17.15	17.07		
5	64QAM	1	0	17.6	17.55	17.37	17.56	17.55		
5	64QAM	1	12	17.52	17.36	17.2	17.37	17.49	18	2
5	64QAM	1	24	17.58	17.48	17.4	17.34	17.16		
5	64QAM	12	0	16.68	16.75	16.48	16.69	16.54		
5	64QAM	12	7	16.66	16.69	16.51	16.58	16.54	17	3
5	64QAM	12	13	16.72	16.73	16.51	16.51	16.45		
5	64QAM	25	0	16.7	16.72	16.36	16.61	16.48		



<LTE Carrier Aggregation>

General Note:

This device supports Carrier Aggregation on downlink for inter and intra band, on uplink for intra band. For the device supports bands and bandwidths and configurations are provided as follow table was according to 3GPP.

<Inter-Band Carrier Combination>

E-UTRA CA configuration / Bandwidth combination set										
E-UTRA CA Configuration	Uplink CA configurations	E- UTRA Bands	1.4 MHz	3 MHz	5 MHz	10 MHz	15 MHz	20 MHz	Maximum aggregated bandwidth [MHz]	Bandwidth combination set
CA_2A-4A	-	2	Yes	Yes	Yes	Yes	Yes	Yes	40	0
		4			Yes	Yes	Yes	Yes		
		2			Yes	Yes			20	1
		4			Yes	Yes				
		2			Yes	Yes	Yes	Yes	40	2
4			Yes	Yes	Yes	Yes				
CA_2A-5A	-	2			Yes	Yes	Yes	Yes	30	0
		5			Yes	Yes				
		2			Yes	Yes			20	1
		5			Yes	Yes				
CA_2A-12A	-	2			Yes	Yes	Yes	Yes	30	0
		12			Yes	Yes				
		2			Yes	Yes	Yes	Yes	30	1
		12		Yes	Yes	Yes				
		2			Yes	Yes			20	2
12			Yes	Yes						
CA_2A-13A	-	2			Yes	Yes	Yes	Yes	30	0
		13				Yes				
		2			Yes	Yes			20	1
13				Yes						
CA_2A-14A	-	2			Yes	Yes	Yes	Yes	30	0
		14			Yes	Yes				
CA_2A-29A	-	2			Yes	Yes			20	0
		29		Yes	Yes	Yes				
		2			Yes	Yes			20	1
		29			Yes	Yes				
		2			Yes	Yes	Yes	Yes	30	2
29			Yes	Yes						
CA_2A-30A	-	2			Yes	Yes	Yes	Yes	30	0
		30			Yes	Yes				
CA_2A-66A	-	2	Yes	Yes	Yes	Yes	Yes	Yes	40	0
		66			Yes	Yes	Yes	Yes		
		2			Yes	Yes			20	1
		66			Yes	Yes				
		2			Yes	Yes	Yes	Yes	40	2
66			Yes	Yes	Yes	Yes				



E-UTRA CA configuration / Bandwidth combination set										
E-UTRA CA Configuration	Uplink CA configurations	E- UTRA Bands	1.4 MHz	3 MHz	5 MHz	10 MHz	15 MHz	20 MHz	Maximum aggregated bandwidth [MHz]	Bandwidth combination set
CA_4A-5A	-	4			Yes	Yes			20	0
		5			Yes	Yes				
		4			Yes	Yes	Yes	Yes	30	0
		5			Yes	Yes				
CA_4A-7A	-	4			Yes	Yes			30	0
		7			Yes	Yes	Yes	Yes		
		4			Yes	Yes	Yes	Yes	40	1
		7			Yes	Yes	Yes	Yes		
CA_4A-12A	-	4	Yes	Yes	Yes	Yes			20	0
		12			Yes	Yes				
		4	Yes	Yes	Yes	Yes	Yes	Yes	30	1
		12			Yes	Yes				
		4			Yes	Yes	Yes	Yes	30	2
		12		Yes	Yes	Yes				
		4			Yes	Yes			20	3
		12			Yes	Yes				
		4			Yes	Yes	Yes	Yes	30	4
		12			Yes	Yes				
4			Yes	Yes	Yes		20	5		
12			Yes							
CA_4A-13A	-	4			Yes	Yes	Yes	Yes	30	0
		13				Yes				
		4			Yes	Yes			20	1
		13				Yes				
CA_4A-29A	-	4			Yes	Yes			20	0
		29		Yes	Yes	Yes				
		4			Yes	Yes			20	1
		29			Yes	Yes				
		4			Yes	Yes	Yes	Yes	30	2
29			Yes	Yes						
CA_4A-30A	-	4			Yes	Yes	Yes	Yes	30	0
		30			Yes	Yes				
CA_5A-30A	-	5			Yes	Yes			20	0
		30			Yes	Yes				
CA_5A-66A	-	5			Yes	Yes			30	0
		66			Yes	Yes	Yes	Yes		
CA_12A-30A	-	12			Yes	Yes			20	0
		30			Yes	Yes				
CA_12A-66A	-	12			Yes	Yes			20	0
		66	Yes	Yes	Yes	Yes				
		12			Yes	Yes			30	1
		66	Yes	Yes	Yes	Yes	Yes	Yes		
		12		Yes	Yes	Yes			30	2
		66			Yes	Yes	Yes	Yes		
		12			Yes	Yes			20	3
		66			Yes	Yes				
		12			Yes	Yes			30	4
		66			Yes	Yes	Yes	Yes		
12			Yes				20	5		
66			Yes	Yes	Yes					



E-UTRA CA configuration / Bandwidth combination set										
E-UTRA CA Configuration	Uplink CA configurations	E- UTRA Bands	1.4 MHz	3 MHz	5 MHz	10 MHz	15 MHz	20 MHz	Maximum aggregated bandwidth [MHz]	Bandwidth combination set
CA_13A-66A	-	13			Yes	Yes			30	0
		66			Yes	Yes	Yes	Yes		
CA_14A-66A	-	14			Yes	Yes			30	0
		66			Yes	Yes	Yes	Yes		
CA_14A-30A	-	14			Yes	Yes			20	0
		30			Yes	Yes				
CA_25A-26A	-	25		Yes	Yes	Yes	Yes	Yes	35	0
		26	Yes	Yes	Yes	Yes	Yes			
		25		Yes	Yes	Yes			20	1
		26		Yes	Yes	Yes				
		25			Yes	Yes			20	2
26			Yes	Yes						
CA_29A-30A	-	29			Yes	Yes			20	0
		30			Yes	Yes				
CA_29A-66A	-	29			Yes	Yes			30	0
		66			Yes	Yes	Yes	Yes		
CA_30A-66A	-	30			Yes	Yes			30	0
		66			Yes	Yes	Yes	Yes		

<Intra-Band Carrier Combination>

E-UTRA CA configuration / Bandwidth combination set							
E-UTRA CA configuration	Uplink CA configurations	Component carriers in order of increasing carrier frequency				Maximum aggregated bandwidth [MHz]	Bandwidth combination set
		Channel bandwidths for carrier [MHz]	Channel bandwidths for carrier [MHz]	Channel bandwidths for carrier [MHz]	Channel bandwidths for carrier [MHz]		
CA_2C	-	5	20			40	0
		10	15, 20				
		15	10, 15, 20				
		20	5, 10, 15, 20				
CA_5B	-	5, 10	10			20	0
		10	5				
		3	5			8	1
		5	3				
CA_41C	CA_41C	10	20			40	0
		15	15, 20				
		20	10, 15, 20				
		5, 10	20			40	1
		15	15, 20				
		20	5, 10, 15, 20				
		10	15, 20				
		15	10, 15, 20			40	2
		20	10, 15, 20				
		10	20				
20	20			40	3		
10	20						
CA_66B	-	5	5, 10, 15			20	0
		10	5, 10				
		15	5				
CA_66C	-	5	20			40	0
		10	15, 20				
		15	10, 15, 20				
		20	5, 10, 15, 20				

E-UTRA CA configuration / Bandwidth combination set							
E-UTRA CA configuration	Uplink CA configurations	Component carriers in order of increasing carrier frequency				Maximum aggregated bandwidth [MHz]	Bandwidth combination set
		Channel bandwidths for carrier [MHz]	Channel bandwidths for carrier [MHz]	Channel bandwidths for carrier [MHz]	Channel bandwidths for carrier [MHz]		
CA_2A-2A	-	5, 10, 15, 20	5, 10, 15, 20			40	0
CA_4A-4A	-	5, 10, 15, 20	5, 10, 15, 20			40	0
		5, 10	5, 10			20	1
CA_7A-7A	-	5	15			40	0
		10	10, 15				
		15	15, 20				
		20	20			40	1
		5, 10, 15, 20	5, 10, 15, 20				
		5, 10, 15, 20	5, 10				
CA_25A-25A	-	10, 15, 20	10, 15, 20			40	3
		5, 10	5, 10			20	0
CA_41A-41A	-	5, 10, 15, 20	5, 10, 15, 20			40	1
		5, 10, 15, 20	5, 10, 15, 20			40	0
CA_66A-66A	-	5, 10, 15, 20	5, 10, 15, 20			40	0

LTE Carrier Aggregation Conducted Power (Downlink)

General Note:

- i. According to KDB941225 D05A v01r02, Uplink maximum output power measurement with downlink carrier aggregation active should be measured, using the highest output channel measured without downlink carrier aggregation, to confirm that uplink maximum output power with downlink carrier aggregation active remains within the specified tune-up tolerance limits and not more than ¼ dB higher than the maximum output measured without downlink carrier aggregation active.
- ii. Uplink maximum output power with downlink carrier aggregation active does not show more than ¼ dB higher than the maximum output power without downlink carrier aggregation active, therefore SAR evaluation with downlink carrier aggregation active can be excluded.
- iii. The device supports downlink carrier aggregation only. Uplink carrier aggregation is not supported. For power measurement were control and acknowledge data is sent on uplink channels that operate identical to specifications when downlink carrier aggregation is inactive.
- iv. Selected highest measured power when downlink carrier aggregation is inactive for conducted power comparison with downlink carrier aggregation is active, to confirm that when downlink carrier aggregation is active uplink maximum output power remains within the specified tune-up tolerance limits and not more than ¼ dB higher than the maximum output power measured when downlink carrier aggregation inactive.
- v. For inter-band CA, the SCC selected highest bandwidth and near the middle of its transmission band. For SCC DL RB size and offset will base on the PCC corresponding RB allocation.
- vi. For non-contiguous intra-band CA, the SCC selected to provide maximum separation from the PCC and must remain fully within the downlink transmission band. For SCC DL RB size and offset will base on the PCC corresponding RB allocation.
- vii. For Intra-band, contiguous CA, the downlink channels selected to perform the uplink power measurement must satisfy 3GPP channel spacing (5.4.1A of 3GPP TS 36.521 or equivalent) and channel bandwidth (5.4.2A) requirements.

$$\text{Nominal channel spacing} = \left\lceil \frac{BW_{\text{Channel}(1)} + BW_{\text{Channel}(2)} - 0.1|BW_{\text{Channel}(1)} - BW_{\text{Channel}(2)}|}{0.6} \right\rceil 0.3 \text{ [MHz]}$$



<Full Power Mode>

Configure	PCC							SCC				Power	
	LTE Band	BW (MHz)	UL Freq. (MHz)	UL Channel	Mod.	UL# RB	UL RB Offset	LTE Band	BW (MHz)	DL Freq. (MHz)	DL Channel	With CA Tx. Power (dBm)	Without CA Tx. Power (dBm)
Inter-Band	Band 2	20M	1880	18900	QPSK	1	0	Band 4	20M	2132.5	2175	23.45	23.60
	Band 4	20M	1720	20050	QPSK	1	49	Band 2	20M	1960	900	23.72	23.74
	Band 2	20M	1880	18900	QPSK	1	0	Band 5	10M	881.5	2525	23.57	23.60
	Band 5	10M	844	20600	QPSK	1	49	Band 2	20M	1960	900	23.61	23.69
	Band 2	20M	1880	18900	QPSK	1	0	Band 12	10M	737.5	5095	23.56	23.60
	Band 12	10M	704	23060	QPSK	1	0	Band 2	20M	1960	900	23.75	23.78
	Band 2	20M	1880	18900	QPSK	1	0	Band 13	10M	751	5230	23.58	23.60
	Band 13	10M	782	23230	QPSK	1	0	Band 2	20M	1960	900	23.61	23.70
	Band 2	20M	1880	18900	QPSK	1	0	Band 14	10M	763	5330	23.58	23.60
	Band 14	10M	793	23330	QPSK	1	0	Band 2	20M	1960	900	23.81	23.83
	Band 2	20M	1880	18900	QPSK	1	0	Band 29	10M	722.5	9715	23.58	23.60
	Band 2	20M	1880	18900	QPSK	1	0	Band 30	10M	2355	9820	23.55	23.60
	Band 30	10M	2310	27710	QPSK	1	0	Band 2	20M	1960	900	23.53	23.60
	Band 2	20M	1880	18900	QPSK	1	0	Band 66	20M	2155	66886	23.58	23.60
	Band 66	20M	1720	132072	QPSK	1	99	Band 2	20M	1960	900	23.61	23.72
	Band 4	20M	1720	20050	QPSK	1	49	Band 5	10M	881.5	2525	23.71	23.74
	Band 5	10M	844	20600	QPSK	1	49	Band 4	20M	2132.5	2175	23.65	23.69
	Band 4	20M	1720	20050	QPSK	1	49	Band 7	20M	2655	3100	23.72	23.74
	Band 7	20M	2510	20850	QPSK	1	99	Band 4	20M	2132.5	2175	23.87	23.91
	Band 4	20M	1720	20050	QPSK	1	49	Band 12	10M	737.5	5095	23.71	23.74
	Band 12	10M	704	23060	QPSK	1	0	Band 4	20M	2132.5	2175	23.75	23.78
	Band 4	20M	1720	20050	QPSK	1	49	Band 13	10M	751	5230	23.71	23.74
	Band 13	10M	782	23230	QPSK	1	0	Band 4	20M	2132.5	2175	23.65	23.70
	Band 4	20M	1720	20050	QPSK	1	49	Band 29	10M	722.5	9715	23.72	23.74
	Band 4	20M	1720	20050	QPSK	1	49	Band 30	10M	2355	9820	23.71	23.74
	Band 30	10M	2310	27710	QPSK	1	0	Band 4	20M	2132.5	2175	23.58	23.60
	Band 5	10M	844	20600	QPSK	1	49	Band 30	10M	2355	9820	23.61	23.69
	Band 30	10M	2310	27710	QPSK	1	0	Band 5	10M	881.5	2525	23.48	23.60
	Band 5	10M	844	20600	QPSK	1	49	Band 66	20M	2155	66886	23.59	23.69
	Band 66	20M	1720	132072	QPSK	1	99	Band 5	10M	881.5	2525	23.65	23.72
	Band 12	10M	704	23060	QPSK	1	0	Band 30	10M	2355	9820	23.71	23.78
	Band 30	10M	2310	27710	QPSK	1	0	Band 12	10M	737.5	5095	23.55	23.60
	Band 12	10M	704	23060	QPSK	1	0	Band 66	20M	2155	66886	23.71	23.78
	Band 66	20M	1720	132072	QPSK	1	99	Band 12	10M	737.5	5095	23.68	23.72
	Band 13	10M	782	23230	QPSK	1	0	Band 66	20M	2155	66886	23.65	23.70
	Band 66	20M	1720	132072	QPSK	1	99	Band 13	10M	751	5230	23.68	23.72
	Band 14	10M	793	23330	QPSK	1	0	Band 66	20M	2155	66886	23.71	23.83
	Band 66	20M	1720	132072	QPSK	1	99	Band 14	10M	763	5330	23.7	23.72
	Band 14	10M	793	23330	QPSK	1	0	Band 30	10M	2355	9820	23.78	23.83
	Band 30	10M	2310	27710	QPSK	1	0	Band 14	10M	763	5330	23.55	23.60
Band 25	20M	1905	26590	QPSK	1	0	Band 26	15M	876.5	8865	23.51	23.58	
Band 26	15M	821.5	26765	QPSK	1	74	Band 25	20M	1962.5	8365	23.91	23.94	
Band 30	10M	2310	27710	QPSK	1	0	Band 29	10M	722.5	9715	23.58	23.60	
Band 66	20M	1720	132072	QPSK	1	99	Band 29	10M	722.5	9715	23.71	23.72	
Band 30	10M	2310	27710	QPSK	1	0	Band 66	20M	2155	66886	23.58	23.60	
Band 66	20M	1720	132072	QPSK	1	99	Band 30	10M	2355	9820	23.62	23.72	



Intra-Band	Contiguous	Band 2	20M	1880	18900	QPSK	1	0	Band 2	20M	1979.8	1098	23.51	23.60
		Band 5	10M	844	20600	QPSK	1	49	Band 5	10M	879.1	2501	23.68	23.69
		Band 41 Power Class 2	20M	2549.5	40185	QPSK	1	0	Band 41	20M	2569.3	40383	24.81	24.86
		Band 41 Power Class 3	20M	2506	39750	QPSK	1	0	Band 41	20M	2525.8	39948	22.86	22.89
		Band 66	15M	1745	132322	QPSK	1	0	Band 66	5M	2164.3	66979	23.51	23.55
		Band 66	20M	1720	132072	QPSK	1	99	Band 66	20M	2139.8	66734	23.71	23.72
	Non-Contiguous	Band 2	20M	1880	18900	QPSK	1	0	Band 2	5M	1987.5	1175	23.58	23.60
		Band 4	20M	1720	20050	QPSK	1	49	Band 4	5M	2152.5	2375	23.65	23.74
		Band 7	20M	2510	20850	QPSK	1	99	Band 7	5M	2687.5	3425	23.86	23.91
		Band 25	20M	1905	26590	QPSK	1	0	Band 25	5M	1932.5	8065	23.51	23.58
		Band 41 Power Class 2	20M	2549.5	40185	QPSK	1	0	Band 41	5M	2687.5	41565	24.82	24.86
		Band 41 Power Class 3	20M	2506	39750	QPSK	1	0	Band 41	5M	2687.5	41565	22.85	22.89
		Band 66	20M	1720	132072	QPSK	1	99	Band 66	5M	2197.5	67311	23.68	23.72



<Reduced Power Mode for Hotspot On/P-Sensor On>

Configure	PCC							SCC				Power	
	LTE Band	BW (MHz)	UL Freq. (MHz)	UL Channel	Mod.	UL# RB	UL RB Offset	LTE Band	BW (MHz)	DL Freq. (MHz)	DL Channel	With CA Tx. Power (dBm)	Without CA Tx. Power (dBm)
Inter-Band	Band 2	20M	1900	19100	QPSK	1	0	Band 4	20M	2132.5	2175	15.23	15.29
	Band 4	20M	1720	20050	QPSK	1	0	Band 2	20M	1960	900	15.21	15.29
	Band 2	20M	1900	19100	QPSK	1	0	Band 5	10M	881.5	2525	15.18	15.29
	Band 5	10M	844	20600	QPSK	1	49	Band 2	20M	1960	900	23.70	23.69
	Band 2	20M	1900	19100	QPSK	1	0	Band 12	10M	737.5	5095	15.24	15.29
	Band 12	10M	711	23130	QPSK	1	0	Band 2	20M	1960	900	21.51	21.56
	Band 2	20M	1900	19100	QPSK	1	0	Band 13	10M	751	5230	15.26	15.29
	Band 13	10M	782	23230	QPSK	1	0	Band 2	20M	1960	900	19.66	19.68
	Band 2	20M	1900	19100	QPSK	1	0	Band 14	10M	763	5330	15.21	15.29
	Band 14	10M	793	23330	QPSK	1	0	Band 2	20M	1960	900	19.48	19.52
	Band 2	20M	1900	19100	QPSK	1	0	Band 29	10M	722.5	9715	15.21	15.29
	Band 2	20M	1900	19100	QPSK	1	0	Band 30	10M	2355	9820	15.25	15.29
	Band 30	10M	2310	27710	QPSK	1	0	Band 2	20M	1960	900	17.38	17.44
	Band 2	20M	1900	19100	QPSK	1	0	Band 66	20M	2155	66886	15.23	15.29
	Band 66	20M	1720	132072	QPSK	1	99	Band 2	20M	1960	900	15.50	15.63
	Band 4	20M	1720	20050	QPSK	1	0	Band 5	10M	881.5	2525	15.23	15.29
	Band 5	10M	844	20600	QPSK	1	49	Band 4	20M	2132.5	2175	23.55	23.69
	Band 4	20M	1720	20050	QPSK	1	0	Band 7	20M	2655	3100	15.21	15.29
	Band 7	20M	2510	20850	QPSK	1	99	Band 4	20M	2132.5	2175	18.35	18.38
	Band 4	20M	1720	20050	QPSK	1	0	Band 12	10M	737.5	5095	15.25	15.29
	Band 12	10M	711	23130	QPSK	1	0	Band 4	20M	2132.5	2175	21.55	21.56
	Band 4	20M	1720	20050	QPSK	1	49	Band 13	10M	751	5230	15.28	15.29
	Band 13	10M	782	23230	QPSK	1	0	Band 4	20M	2132.5	2175	19.63	19.68
	Band 4	20M	1720	20050	QPSK	1	0	Band 29	10M	722.5	9715	15.21	15.29
	Band 4	20M	1720	20050	QPSK	1	0	Band 30	10M	2355	9820	15.28	15.29
	Band 30	10M	2310	27710	QPSK	1	0	Band 4	20M	2132.5	2175	17.48	17.44
	Band 5	10M	844	20600	QPSK	1	49	Band 30	10M	2355	9820	23.71	23.69
	Band 30	10M	2310	27710	QPSK	1	0	Band 5	10M	881.5	2525	17.36	17.44
	Band 5	10M	844	20600	QPSK	1	49	Band 66	20M	2155	66886	23.66	23.69
	Band 66	20M	1720	132072	QPSK	1	99	Band 5	10M	881.5	2525	15.55	15.63
	Band 12	10M	711	23130	QPSK	1	0	Band 30	10M	2355	9820	21.51	21.56
	Band 30	10M	2310	27710	QPSK	1	0	Band 12	10M	737.5	5095	17.38	17.44
	Band 12	10M	711	23130	QPSK	1	0	Band 66	20M	2155	66886	21.55	21.56
	Band 66	20M	1720	132072	QPSK	1	99	Band 12	10M	737.5	5095	15.68	15.63
	Band 13	10M	782	23230	QPSK	1	0	Band 66	20M	2155	66886	19.64	19.68
	Band 66	20M	1720	132072	QPSK	1	99	Band 13	10M	751	5230	15.53	15.63
	Band 14	10M	793	23330	QPSK	1	0	Band 66	20M	2155	66886	19.41	19.52
	Band 66	20M	1720	132072	QPSK	1	99	Band 14	10M	763	5330	15.66	15.63
	Band 14	10M	793	23330	QPSK	1	0	Band 30	10M	2355	9820	19.46	19.52
	Band 30	10M	2310	27710	QPSK	1	0	Band 14	10M	763	5330	17.35	17.44
	Band 25	20M	1905	26590	QPSK	1	0	Band 26	15M	876.5	8865	15.35	15.37
	Band 26	15M	821.5	26765	QPSK	1	74	Band 25	20M	1962.5	8365	23.91	23.94
Band 30	10M	2310	27710	QPSK	1	0	Band 29	10M	722.5	9715	17.38	17.44	
Band 66	20M	1720	132072	QPSK	1	99	Band 29	10M	722.5	9715	15.58	15.63	
Band 30	10M	2310	27710	QPSK	1	0	Band 66	20M	2155	66886	17.41	17.44	
Band 66	20M	1720	132072	QPSK	1	99	Band 30	10M	2355	9820	15.66	15.63	



Intra-Band	Contiguous	Band 2	20M	1900	19100	QPSK	1	0	Band 2	20M	1960.2	902	15.28	15.29
		Band 5	10M	844	20600	QPSK	1	49	Band 5	10M	879.1	2501	23.70	23.69
		Band 41 Power Class 2	20M	2549.5	40185	QPSK	1	0	Band 41	20M	2569.3	40383	19.81	19.85
		Band 41 Power Class 3	20M	2549.5	40185	QPSK	1	0	Band 41	20M	2569.3	40383	19.83	19.85
		Band 66	15M	1745	132322	QPSK	1	37	Band 66	5M	2164.3	66979	15.71	15.76
		Band 66	20M	1720	132072	QPSK	1	99	Band 66	20M	2139.8	66734	15.55	15.63
	Non-Contiguous	Band 2	20M	1900	19100	QPSK	1	0	Band 2	5M	1932.5	625	15.27	15.29
		Band 4	20M	1720	20050	QPSK	1	0	Band 4	5M	2152.5	2375	15.27	15.29
		Band 7	20M	2510	20850	QPSK	1	99	Band 7	5M	2687.5	3425	18.31	18.38
		Band 25	20M	1905	26590	QPSK	1	0	Band 25	5M	1932.5	8065	15.35	15.37
		Band 41 Power Class 2	20M	2549.5	40185	QPSK	1	0	Band 41	5M	2687.5	41565	19.83	19.85
		Band 41 Power Class 3	20M	2549.5	40185	QPSK	1	0	Band 41	5M	2687.5	41565	19.81	19.85
		Band 66	20M	1720	132072	QPSK	1	99	Band 66	5M	2197.5	67311	15.55	15.63



<Reduced Power Mode for Product Specific 10g SAR>

Configure	PCC							SCC				Power	
	LTE Band	BW (MHz)	UL Freq. (MHz)	UL Channel	Mod.	UL# RB	UL RB Offset	LTE Band	BW (MHz)	DL Freq. (MHz)	DL Channel	With CA Tx. Power (dBm)	Without CA Tx. Power (dBm)
Inter-Band	Band 2	20M	1900	19100	QPSK	1	99	Band 4	20M	2132.5	2175	19.85	19.92
	Band 4	20M	1720	20050	QPSK	1	0	Band 2	20M	1960	900	19.01	19.04
	Band 2	20M	1900	19100	QPSK	1	99	Band 5	10M	881.5	2525	19.85	19.92
	Band 5	10M	844	20600	QPSK	1	49	Band 2	20M	1960	900	23.61	23.69
	Band 2	20M	1900	19100	QPSK	1	99	Band 12	10M	737.5	5095	19.88	19.92
	Band 12	10M	704	23060	QPSK	1	0	Band 2	20M	1960	900	23.75	23.78
	Band 2	20M	1900	19100	QPSK	1	99	Band 13	10M	751	5230	19.86	19.92
	Band 13	10M	782	23230	QPSK	1	0	Band 2	20M	1960	900	23.61	23.70
	Band 2	20M	1900	19100	QPSK	1	99	Band 14	10M	763	5330	19.90	19.92
	Band 14	10M	793	23330	QPSK	1	0	Band 2	20M	1960	900	23.81	23.83
	Band 2	20M	1900	19100	QPSK	1	99	Band 29	10M	722.5	9715	19.83	19.92
	Band 2	20M	1900	19100	QPSK	1	99	Band 30	10M	2355	9820	19.91	19.92
	Band 30	10M	2310	27710	QPSK	1	0	Band 2	20M	1960	900	21.08	21.13
	Band 2	20M	1900	19100	QPSK	1	99	Band 66	20M	2155	66886	19.86	19.92
	Band 66	20M	1720	132072	QPSK	1	99	Band 2	20M	1960	900	19.40	19.41
	Band 4	20M	1720	20050	QPSK	1	0	Band 5	10M	881.5	2525	19.02	19.04
	Band 5	10M	844	20600	QPSK	1	49	Band 4	20M	2132.5	2175	23.65	23.69
	Band 4	20M	1720	20050	QPSK	1	0	Band 7	20M	2655	3100	18.98	19.04
	Band 7	20M	2510	20850	QPSK	1	99	Band 4	20M	2132.5	2175	23.87	23.91
	Band 4	20M	1720	20050	QPSK	1	0	Band 12	10M	737.5	5095	19.03	19.04
	Band 12	10M	704	23060	QPSK	1	0	Band 4	20M	2132.5	2175	23.75	23.78
	Band 4	20M	1720	20050	QPSK	1	0	Band 13	10M	751	5230	19.01	19.04
	Band 13	10M	782	23230	QPSK	1	0	Band 4	20M	2132.5	2175	23.65	23.70
	Band 4	20M	1720	20050	QPSK	1	0	Band 29	10M	722.5	9715	18.85	19.04
	Band 4	20M	1720	20050	QPSK	1	0	Band 30	10M	2355	9820	18.87	19.04
	Band 30	10M	2310	27710	QPSK	1	0	Band 4	20M	2132.5	2175	21.06	21.13
	Band 5	10M	844	20600	QPSK	1	49	Band 30	10M	2355	9820	23.61	23.69
	Band 30	10M	2310	27710	QPSK	1	0	Band 5	10M	881.5	2525	21.01	21.13
	Band 5	10M	844	20600	QPSK	1	49	Band 66	20M	2155	66886	23.59	23.69
	Band 66	20M	1720	132072	QPSK	1	99	Band 5	10M	881.5	2525	19.38	19.41
	Band 12	10M	704	23060	QPSK	1	0	Band 30	10M	2355	9820	23.71	23.78
	Band 30	10M	2310	27710	QPSK	1	0	Band 12	10M	737.5	5095	21.02	21.13
	Band 12	10M	704	23060	QPSK	1	0	Band 66	20M	2155	66886	23.71	23.78
	Band 66	20M	1720	132072	QPSK	1	99	Band 12	10M	737.5	5095	19.48	19.41
	Band 13	10M	782	23230	QPSK	1	0	Band 66	20M	2155	66886	23.65	23.70
	Band 66	20M	1720	132072	QPSK	1	99	Band 13	10M	751	5230	19.35	19.41
	Band 14	10M	793	23330	QPSK	1	0	Band 66	20M	2155	66886	23.71	23.83
	Band 66	20M	1720	132072	QPSK	1	99	Band 14	10M	763	5330	19.38	19.41
	Band 14	10M	793	23330	QPSK	1	0	Band 30	10M	2355	9820	23.78	23.83
	Band 30	10M	2310	27710	QPSK	1	0	Band 14	10M	763	5330	21.09	21.13
Band 25	20M	1905	26590	QPSK	1	0	Band 26	15M	876.5	8865	19.91	19.97	
Band 26	15M	821.5	26765	QPSK	1	74	Band 25	20M	1962.5	8365	23.91	23.94	
Band 30	10M	2310	27710	QPSK	1	0	Band 29	10M	722.5	9715	21.05	21.13	
Band 66	20M	1720	132072	QPSK	1	99	Band 29	10M	722.5	9715	19.38	19.41	
Band 30	10M	2310	27710	QPSK	1	0	Band 66	20M	2155	66886	21.01	21.13	
Band 66	20M	1720	132072	QPSK	1	99	Band 30	10M	2355	9820	19.35	19.41	



Intra-Band	Contiguous	Band 2	20M	1900	19100	QPSK	1	99	Band 2	20M	1960.2	902	19.89	19.92
		Band 5	10M	844	20600	QPSK	1	49	Band 5	10M	879.1	2501	23.68	23.69
		Band 41 Power Class 2	20M	2549.5	40185	QPSK	1	0	Band 41	20M	2569.3	40383	24.81	24.86
		Band 41 Power Class 3	20M	2506	39750	QPSK	1	0	Band 41	20M	2525.8	39948	22.86	22.89
		Band 66	15M	1717.5	132047	QPSK	1	0	Band 66	5M	2121.8	66554	19.41	19.43
		Band 66	20M	1720	132072	QPSK	1	99	Band 66	20M	2139.8	66734	19.32	19.41
	Non-Contiguous	Band 2	20M	1900	19100	QPSK	1	99	Band 2	5M	1932.5	625	19.85	19.92
		Band 4	20M	1720	20050	QPSK	1	0	Band 4	5M	2152.5	2375	19.88	19.04
		Band 7	20M	2510	20850	QPSK	1	99	Band 7	5M	2687.5	3425	23.86	23.91
		Band 25	20M	1905	26590	QPSK	1	0	Band 25	5M	1932.5	8065	19.95	19.97
		Band 41 Power Class 2	20M	2549.5	40185	QPSK	1	0	Band 41	5M	2687.5	41565	24.82	24.86
		Band 41 Power Class 3	20M	2506	39750	QPSK	1	0	Band 41	5M	2687.5	41565	22.85	22.89
		Band 66	20M	1720	132072	QPSK	1	99	Band 66	5M	2197.5	67311	19.35	19.41

LTE Carrier Aggregation Conducted Power (Uplink)

1. This device supports uplink carrier aggregation for LTE CA_41C with a maximum of two 20MHz component carriers. For intra band contiguous carrier aggregation scenarios, 3GPP 36.101 Table 6.2.2A-1 specifies that the aggregate maximum allowed output power is equivalent to the single carrier scenario. For the non-contiguously allocated resource blocks which the MPR level is determined by various RB separation and RB sizes requirement, and the allowed MPR levels, settings and the conducted powers are permanently implemented in this device per the 3GPP 36.36.101 section 6.2.3A.1.3 requirements.
2. According to FCC guidance, the output power with uplink CA active was measured for the high / middle / low channel configuration with the highest reported SAR for each exposure condition, the power was measured with wideband signal integration over both component carriers.
3. In applying the power measurement procedures of KDB 941225 D05A for DL CA to qualify for UL SAR test exclusion, power measurement is required only for the subset in each row with the largest combination of frequency bands and CCs
4. Maximum output power measurement is required for each UL CA configuration for the required test channels described in KDB 941225 D05. The required test channel should be associated with the UL PCC. For channels at the ends of a frequency band, the SCC and subsequent CCs are added to the side within the transmission band. Otherwise, the CCs should be added alternatively to either side of the PCC.



<Full Power>

<LTE Band 41 Power Class 2>

CA_41C										
Combination 20MHz+20MHz (100RB+100RB)										
PCC Channel	SCC Channel	Modulation	PCC		SCC		Total RB Size	Target MPR Level (dB)	Measured Power (dBm)	Tune up Power (dBm)
			RB Size	RB offset	RB Size	RB offset				
39750	39948	QPSK	1	99	1	0	2	0	23.48	25.00
40185	40383	QPSK	1	99	1	0	2	0	23.22	25.00
40620	40818	QPSK	1	99	1	0	2	0	23.45	25.00
41055	41253	QPSK	1	99	1	0	2	0	23.04	25.00
41292	41490	QPSK	1	99	1	0	2	0	23.04	25.00

<LTE Band 41 Power Class 3>

CA_41C										
Combination 20MHz+20MHz (100RB+100RB)										
PCC Channel	SCC Channel	Modulation	PCC		SCC		Total RB Size	Target MPR Level (dB)	Measured Power (dBm)	Tune up Power (dBm)
			RB Size	RB offset	RB Size	RB offset				
39750	39948	QPSK	1	99	1	0	2	0	22.72	23.00
40185	40383	QPSK	1	99	1	0	2	0	22.72	23.00
40620	40818	QPSK	1	99	1	0	2	0	22.87	23.00
41055	41253	QPSK	1	99	1	0	2	0	22.57	23.00
41292	41490	QPSK	1	99	1	0	2	0	22.83	23.00

<Reduced Power Mode for Hotspot On/P-Sensor On>

<LTE Band 41 Power Class 2/3>

CA_41C										
Combination 20MHz+20MHz (100RB+100RB)										
PCC Channel	SCC Channel	Modulation	PCC		SCC		Total RB Size	Target MPR Level (dB)	Measured Power (dBm)	Tune up Power (dBm)
			RB Size	RB offset	RB Size	RB offset				
39750	39948	QPSK	1	99	1	0	2	0	19.78	20.00
40185	40383	QPSK	1	99	1	0	2	0	19.63	20.00
40620	40818	QPSK	1	99	1	0	2	0	19.75	20.00
41055	41253	QPSK	1	99	1	0	2	0	19.48	20.00
41292	41490	QPSK	1	99	1	0	2	0	19.72	20.00



<WLAN Conducted Power>

General Note:

1. Per KDB 248227 D01v02r02, SAR test reduction is determined according to 802.11 transmission mode configurations and certain exposure conditions with multiple test positions. In the 2.4 GHz band, separate SAR procedures are applied to DSSS and OFDM configurations to simplify DSSS test requirements. For OFDM, in both 2.4 and 5 GHz bands, an initial test configuration must be determined for each standalone and aggregated frequency band, according to the transmission mode configuration with the highest maximum output power specified for production units to perform SAR measurements. If the same highest maximum output power applies to different combinations of channel bandwidths, modulations and data rates, additional procedures are applied to determine which test configurations require SAR measurement. When applicable, an initial test position may be applied to reduce the number of SAR measurements required for next to the ear, UMPC mini-tablet or hotspot mode configurations with multiple test positions.
2. For 2.4 GHz 802.11b DSSS, either the initial test position procedure for multiple exposure test positions or the DSSS procedure for fixed exposure position is applied; these are mutually exclusive. For 2.4 GHz and 5 GHz OFDM configurations, the initial test configuration is applied to measure SAR using either the initial test position procedure for multiple exposure test position configurations or the initial test configuration procedures for fixed exposure test conditions. Based on the reported SAR of the measured configurations and maximum output power of the transmission mode configurations that are not included in the initial test configuration, the subsequent test configuration and initial test position procedures are applied to determine if SAR measurements are required for the remaining OFDM transmission configurations. In general, the number of test channels that require SAR measurement is minimized based on maximum output power measured for the test sample(s).
3. For OFDM transmission configurations in the 2.4 GHz and 5 GHz bands, When the same maximum power is specified for multiple transmission modes in a frequency band, the largest channel bandwidth, lowest order modulation, lowest data rate and lowest order 802.11a/g/n/ac mode is used for SAR measurement, on the highest measured output power channel for each frequency band.
4. DSSS and OFDM configurations are considered separately according to the required SAR procedures. SAR is measured in the initial test position using the 802.11 transmission mode configuration required by the DSSS procedure or initial test configuration and subsequent test configuration(s) according to the OFDM procedures.18 The initial test position procedure is described in the following:
 - a. When the reported SAR of the initial test position is ≤ 0.4 W/kg, further SAR measurement is not required for the other test positions in that exposure configuration and 802.11 transmission mode combinations within the frequency band or aggregated band.
 - b. When the reported SAR of the test position is > 0.4 W/kg, SAR is repeated for the 802.11 transmission mode configuration tested in the initial test position to measure the subsequent next closet/smallest test separation distance and maximum coupling test position on the highest maximum output power channel, until the report SAR is ≤ 0.8 W/kg or all required test position are tested.
 - c. For all positions/configurations, when the reported SAR is > 0.8 W/kg, SAR is measured for these test positions/configurations on the subsequent next highest measured output power channel(s) until the reported SAR is ≤ 1.2 W/kg or all required channels are tested.

<Full Power Mode>

<2.4GHz WLAN>

	Mode	Channel	Frequency (MHz)	Average power (dBm)	Tune-Up Limit	Duty Cycle %
2.4GHz WLAN	802.11b 1Mbps	1	2412	17.53	18.00	97.59
		6	2437	16.77	18.00	
		11	2462	17.44	18.00	
	802.11g 6Mbps	1	2412	15.51	16.00	87.04
		6	2437	14.68	16.00	
		11	2462	14.15	16.00	
	802.11n-HT20 MCS0	1	2412	12.55	13.00	86.58
		6	2437	12.28	13.00	
		11	2462	12.52	13.00	



<5GHz WLAN>

	Mode	Channel	Frequency (MHz)	Average power (dBm)	Tune-Up Limit	Duty Cycle %
5.2GHz WLAN	802.11a 6Mbps	36	5180	14.32	15.00	87.66
		40	5200	14.49	15.00	
		44	5220	14.45	15.00	
		48	5240	14.32	15.00	
	802.11n-HT20 MCS0	36	5180	14.96	15.00	86.09
		40	5200	14.90	15.00	
		44	5220	14.83	15.00	
		48	5240	14.88	15.00	
	802.11n-HT40 MCS0	38	5190	14.41	14.50	86.13
		46	5230	14.47	14.50	

	Mode	Channel	Frequency (MHz)	Average power (dBm)	Tune-Up Limit	Duty Cycle %
5.3GHz WLAN	802.11a 6Mbps	52	5260	16.20	16.50	87.66
		56	5280	16.03	16.50	
		60	5300	16.10	16.50	
		64	5320	16.01	16.50	
	802.11n-HT20 MCS0	52	5260	14.90	15.50	86.09
		56	5280	14.71	15.50	
		60	5300	14.76	15.50	
		64	5320	14.68	15.50	
	802.11n-HT40 MCS0	54	5270	14.77	15.00	86.13
		62	5310	14.86	15.00	



5.5GHz WLAN	Mode	Channel	Frequency (MHz)	Average power (dBm)	Tune-Up Limit	Duty Cycle %
	802.11a 6Mbps	100	5500	14.49	16.00	87.66
		116	5580	14.21	16.00	
		124	5620	15.01	16.50	
		132	5660	15.63	16.50	
		140	5700	16.05	16.50	
		144	5720	15.92	16.50	
	802.11n-HT20 MCS0	100	5500	13.67	15.50	86.09
		116	5580	13.19	15.00	
		124	5620	13.90	15.50	
		132	5660	14.46	15.50	
		140	5700	14.93	15.50	
		144	5720	14.92	15.50	
802.11n-HT40 MCS0	102	5510	15.09	15.50	86.13	
	110	5550	14.24	15.50		
	126	5630	14.27	15.50		
	134	5670	14.68	15.50		

5.8GHz WLAN	Mode	Channel	Frequency (MHz)	Average power (dBm)	Tune-Up Limit	Duty Cycle %
	802.11a 6Mbps	149	5745	16.28	16.50	87.66
		157	5785	15.19	16.50	
		165	5825	14.96	16.50	
	802.11n-HT20 MCS0	149	5745	14.89	15.50	86.09
		157	5785	13.92	15.50	
		165	5825	13.78	15.50	
	802.11n-HT40 MCS0	151	5755	15.14	15.50	86.13
		159	5795	14.96	15.50	



<Reduced Power Mode for Receiver On>

<5GHz WLAN>

	Mode	Channel	Frequency (MHz)	Average power (dBm)	Tune-Up Limit	Duty Cycle %
5.3GHz WLAN	802.11a 6Mbps	52	5260	15.32	15.50	87.66
		56	5280	14.96	15.50	
		60	5300	15.08	15.50	
		64	5320	14.99	15.50	
	802.11n-HT20 MCS0	52	5260	14.90	15.50	86.09
		56	5280	14.71	15.50	
		60	5300	14.76	15.50	
		64	5320	14.68	15.50	
	802.11n-HT40 MCS0	54	5270	14.77	15.00	86.13
		62	5310	14.86	15.00	

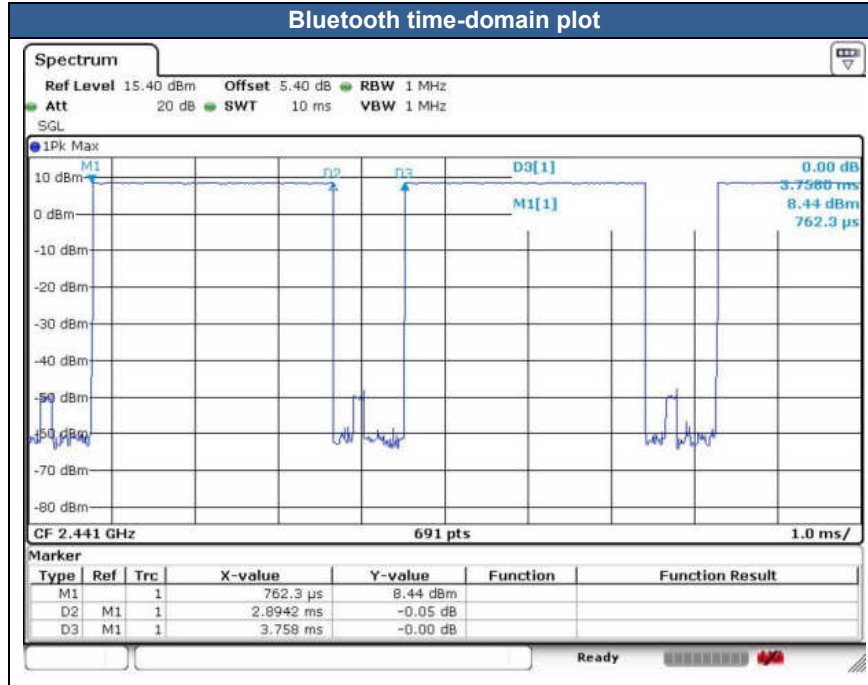
	Mode	Channel	Frequency (MHz)	Average power (dBm)	Tune-Up Limit	Duty Cycle %
5.5GHz WLAN	802.11a 6Mbps	100	5500	12.68	14.00	87.66
		116	5580	12.53	14.00	
		124	5620	13.19	14.50	
		132	5660	13.96	14.50	
		140	5700	14.20	14.50	
		144	5720	14.02	14.50	
	802.11n-HT20 MCS0	100	5500	12.27	14.00	86.09
		116	5580	12.44	14.00	
		124	5620	13.06	14.50	
		132	5660	13.66	14.50	
		140	5700	13.97	14.50	
		144	5720	13.56	14.50	
	802.11n-HT40 MCS0	102	5510	13.36	14.00	86.13
		110	5550	12.83	14.00	
		126	5630	12.96	14.00	
		134	5670	13.56	14.00	

	Mode	Channel	Frequency (MHz)	Average power (dBm)	Tune-Up Limit	Duty Cycle %
5.8GHz WLAN	802.11a 6Mbps	149	5745	14.08	14.50	87.66
		157	5785	13.09	14.50	
		165	5825	13.08	14.50	
	802.11n-HT20 MCS0	149	5745	13.67	14.00	86.09
		157	5785	12.66	14.00	
		165	5825	12.56	14.00	
	802.11n-HT40 MCS0	151	5755	13.33	14.00	86.13
		159	5795	13.26	14.00	

<2.4GHz Bluetooth>

General Note:

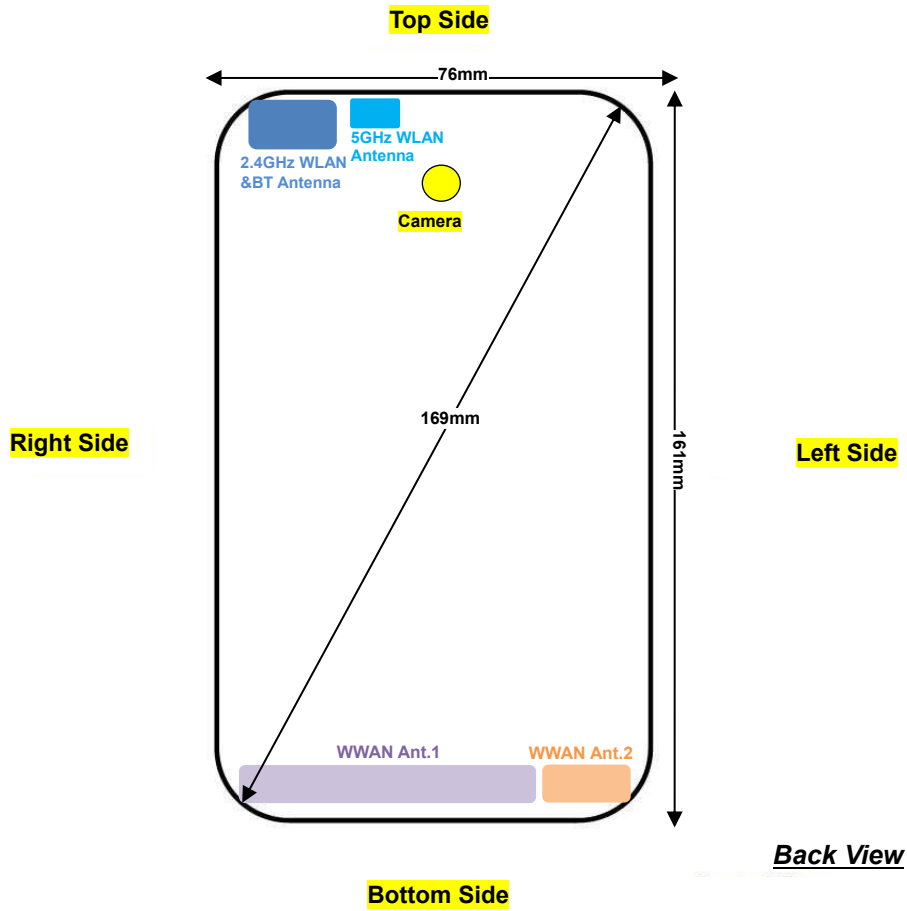
1. For 2.4GHz Bluetooth SAR testing was selected 1Mbps, due to its highest average power.
2. The Bluetooth duty cycle is 77.01 % as following figure, according to 2016 Oct. TCB workshop for Bluetooth SAR scaling need further consideration and the theoretical duty cycle is 83.3%, therefore the actual duty cycle will be scaled up to the theoretical value of Bluetooth reported SAR calculation



Mode	Channel	Frequency (MHz)	Average power (dBm)
			1Mbps
v3.0 with EDR	CH 00	2402	10.08
	CH 39	2441	9.65
	CH 78	2480	9.70
Tune-up limit (dBm)			10.50

Mode	Channel	Frequency (MHz)	Average power (dBm)
			GFSK
v4.0/4.1/4.2 with LE	CH 00	2402	1.28
	CH 19	2440	0.96
	CH 39	2480	0.82
Tune-up Limit			2.00

13. Antenna Location



Distance of the Antenna to the EUT surface/edge						
Antennas	Back	Front	Top Side	Bottom Side	Right Side	Left Side
WWAN Antenna 1	≤ 25mm	≤ 25mm	>25mm	≤ 25mm	≤ 25mm	≤ 25mm
WWAN Antenna 2	≤ 25mm	≤ 25mm	>25mm	≤ 25mm	>25mm	≤ 25mm
2.4GHz WLAN & BT	≤ 25mm	≤ 25mm	≤ 25mm	>25mm	≤ 25mm	>25mm
5GHz WLAN	≤ 25mm	≤ 25mm	≤ 25mm	>25mm	≤ 25mm	>25mm

Positions for SAR tests; Hotspot mode						
Antennas	Back	Front	Top Side	Bottom Side	Right Side	Left Side
WWAN Antenna 1	Yes	Yes	No	Yes	Yes	Yes
WWAN Antenna 2	Yes	Yes	No	Yes	No	Yes
2.4GHz WLAN & BT	Yes	Yes	Yes	No	Yes	No
5GHz WLAN	Yes	Yes	Yes	No	Yes	No

General Note:

1. This device has two WWAN transmitter antennas. WWAN antenna 1 is located at the left side of bottom edge of the device and WWAN antenna 2 is located at the right side of bottom edge of the device which can refer to antenna location chapter. WWAN antenna 1 frequency bands include GSM850/1900, WCDMA Band II/IV/V, CDMA BC0/1/10, and LTE Band 2/4/5/12/13/14/17/25/26/66, and WWAN antenna 2 frequency bands include LTE Band 7/30/38/41. They can't transmit simultaneously.
2. Referring to KDB 941225 D06 v02r01, when the overall device length and width are ≥ 9cm*5cm, the test distance is 10 mm. SAR must be measured for all sides and surfaces with a transmitting antenna located within 25mm from that surface or edge.

14. SAR Test Results

General Note:

1. Per KDB 447498 D01v06, the reported SAR is the measured SAR value adjusted for maximum tune-up tolerance.
 - a. Tune-up scaling Factor = tune-up limit power (mW) / EUT RF power (mW), where tune-up limit is the maximum rated power among all production units.
 - b. For SAR testing of WLAN signal with non-100% duty cycle, the measured SAR is scaled-up by the duty cycle scaling factor which is equal to "1/(duty cycle)"
 - c. For WWAN: Reported SAR(W/kg)= Measured SAR(W/kg)*Tune-up Scaling Factor
 - d. For WLAN/Bluetooth: Reported SAR(W/kg)= Measured SAR(W/kg)* Duty Cycle scaling factor * Tune-up scaling factor
 - e. For TDD LTE SAR measurement, the duty cycle 1:2.33 (42.9 %) for power class 2 and 1:1.59 (62.9 %) for power class 3 were used perform testing and considering the theoretical duty cycle of 43.3% for power class 2 and 63.3% for power class 3 for extended cyclic prefix in the uplink, and the theoretical duty cycle of 42.9% for power class 2 and 62.9% for power class 3 for normal cyclic prefix in uplink, a scaling factor of extended cyclic prefix $43.3\%/42.9\% = 1.009$ for power class 2 and $63.3\%/62.9\% = 1.006$ for power class 3 is applied to scale-up the measured SAR result. The Reported TDD LTE SAR = measured SAR (W/kg)* Tune-up Scaling Factor* scaling factor for extended cyclic prefix.
2. Per KDB 447498 D01v06, for each exposure position, testing of other required channels within the operating mode of a frequency band is not required when the *reported* 1-g or 10-g SAR for the mid-band or highest output power channel is:
 - ≤ 0.8 W/kg or 2.0 W/kg, for 1-g or 10-g respectively, when the transmission band is ≤ 100 MHz
 - ≤ 0.6 W/kg or 1.5 W/kg, for 1-g or 10-g respectively, when the transmission band is between 100 MHz and 200 MHz
 - ≤ 0.4 W/kg or 1.0 W/kg, for 1-g or 10-g respectively, when the transmission band is ≥ 200 MHz
3. Per KDB 865664 D01v01r04, for each frequency band, repeated SAR measurement is required when the measured SAR is ≥ 0.8 W/kg. Per KDB 865664 D01v01r04, if the extremity repeated SAR is necessary, the same procedures should be adapted for measurements according to extremity and occupational exposure limits by applying a factor of 2.5 for extremity exposure and a factor of 5 for occupational exposure to the corresponding SAR thresholds.
4. Per KDB 648474 D04v01r03, when the reported SAR for a body-worn accessory measured without a headset connected to the handset is ≤ 1.2 W/kg, SAR testing with a headset connected to the handset is not required.
5. The device employs proximity sensors that detect the presence of the user's body at the front or back faces of the device. When front or back body worn condition is detected, GSM850/1900, WCDMA band II/IV/V, CDMA2000 BC0/1/10 and LTE band 2/4/7/12/13/14/17/25/30/38/41/66 reduced power will be active. (P-sensor can't work at detecting presence of the user's body at the four edges of the device.)
6. When hotspot mode is enabled, power reduction will be activated to limit the maximum power of GSM850/1900, WCDMA band II/IV/V, CDMA2000 BC0/1/10 and LTE band 2/4/7/12/13/14/17/25/30/38/41/66.
7. P-sensor can detect handheld state, for product specific 10g SAR condition, WCDMA band II/IV, CDMA2000 BC1, LTE band 2/4/25/30/66 reduced powers will be active. For GSM1900, WCDMA band V, CDMA2000 BC0/10, LTE band 7/13/14/38/41, the power levels are the same as the full power.
8. This device hotspot reduced power and P-sensor reduced power level are the same. So only show one reduced power level for hotspot reduced power and P-sensor reduced power for this application.
9. When the phone is in talking mode and receiver worked, then power reduction will be implemented immediately at WLAN5.3/5.5/5.8GHz.
10. Per KDB648474 D04v01r03, for smart phones with a display diagonal dimension > 15.0 cm or an overall diagonal dimension > 16.0 cm, when hotspot mode applies, 10-g extremity SAR is required only for the surfaces and edges with hotspot mode 1-g reported SAR > 1.2 W/kg, however, when power reduction applies to hotspot mode the measured SAR must be scaled to the maximum output power, including tolerance, allowed for phablet modes to compare with the 1.2 W/kg SAR test reduction threshold.
 - a. For this device for WWAN transmitter scaled to reduced power mode for product specific 10g SAR is higher than 1.2W/kg of GSM850/1900, WCDMA band II/IV/V, CDMA2000 BC0/1/10 and LTE band 2/4/7/13/14/25/30/38/41/66, therefore product specific SAR is necessary.
 - b. WLAN 5.3/5.5GHz tested the product specific 10g SAR since it has no hotspot mode. P-sensor can detect handheld state, for front and back of product specific 10g SAR condition, WLAN 5.3GHz reduced powers will be active.
 - c. When 10-g product specific 10g SAR is considered, SAR thresholds is specified in the procedures for SAR test reduction and exclusion should be multiplied by 2.5.



GSM Note:

1. Per KDB 941225 D01v03r01, for SAR test reduction for GSM / GPRS / EDGE modes is determined by the source-based time-averaged output power including tune-up tolerance. The mode with highest specified time-averaged output power should be tested for SAR compliance in the applicable exposure conditions. For modes with the same specified maximum output power and tolerance, the higher number time-slot configuration should be tested. Therefore, the GPRS 2Tx slots for GSM850/GSM1900 are considered as the primary mode.
2. Other configurations of GSM / GPRS / EDGE are considered as secondary modes. The 3G SAR test reduction procedure is applied, when the maximum output power and tune-up tolerance specified for production units in a secondary mode is $\leq \frac{1}{4}$ dB higher than the primary mode, SAR measurement is not required for the secondary mode.
3. Power reduction which is triggered by hotspot mode/p-sensor on is implemented in GSM850/GSM1900 band, for SAR testing EUT was set in reduced power mode and GPRS 2 Tx slots due to its highest frame-average power.

WCDMA Note:

1. Per KDB 941225 D01v03r01, for SAR testing is measured using a 12.2 kbps RMC with TPC bits configured to all "1's".
2. Per KDB 941225 D01v03r01, RMC 12.2kbps setting is used to evaluate SAR. The maximum output power and tune-up tolerance specified for production units in HSDPA / HSUPA / DC-HSDPA is $\leq \frac{1}{4}$ dB higher than RMC 12.2Kbps or when the highest reported SAR of the RMC12.2Kbps is scaled by the ratio of specified maximum output power and tune-up tolerance of HSDPA / HSUPA / DC-HSDPA to RMC12.2Kbps and the adjusted SAR is ≤ 1.2 W/kg, SAR measurement is not required for HSDPA / HSUPA / DC-HSDPA, and according to the following RF output power, the output power results of the secondary modes (HSDPA / HSUPA / DC-HSDPA) are less than $\frac{1}{4}$ dB higher than the primary modes; therefore, SAR measurement is not required for HSDPA / HSUPA / DC-HSDPA.

CDMA Note:

1. Per KDB 941225 D01v03r01, SAR for next to the ear head exposure is measured in RC3 with the handset configured to transmit at full rate in SO55.
2. Per KDB 941225 D01v03r01, in Hotspot mode EUT is treated as data device and SAR is tested with Ev-Do Rev 0 (RTAP 153.6kbps) as the primary mode.
3. Per KDB 941225 D01v03r01, for Body-worn accessory SAR is measured in RC3 with the handset configured in TDSO/SO32 to transmit at full rate on FCH only with all other code channels disabled. The body-worn accessory procedures in KDB Publication 447498 are applied. The 3G SAR test reduction procedure is applied to the multiple code channel configuration (FCH+SCH), with FCH only as the primary mode.

LTE Note:

1. Per KDB 941225 D05v02r05, start with the largest channel bandwidth and measure SAR for QPSK with 1 RB allocation, using the RB offset and required test channel combination with the highest maximum output power for RB offsets at the upper edge, middle and lower edge of each required test channel.
2. Per KDB 941225 D05v02r05, 50% RB allocation for QPSK SAR testing follows 1RB QPSK allocation procedure.
3. Per KDB 941225 D05v02r05, For QPSK with 100% RB allocation, SAR is not required when the highest maximum output power for 100 % RB allocation is less than the highest maximum output power in 50% and 1 RB allocations and the highest reported SAR for 1 RB and 50% RB allocation are ≤ 0.8 W/kg. Otherwise, SAR is measured for the highest output power channel; and if the reported SAR is > 1.45 W/kg, the remaining required test channels must also be tested.
4. Per KDB 941225 D05v02r05, 16QAM/64QAM output power for each RB allocation configuration is $>$ not $\frac{1}{2}$ dB higher than the same configuration in QPSK and the reported SAR for the QPSK configuration is ≤ 1.45 W/kg; Per KDB 941225 D05v02r05, 16QAM/64QAM SAR testing is not required.
5. Per KDB 941225 D05v02r05, smaller bandwidth output power for each RB allocation configuration is $>$ not $\frac{1}{2}$ dB higher than the same configuration in the largest supported bandwidth, and the reported SAR for the largest supported bandwidth is ≤ 1.45 W/kg; Per KDB 941225 D05v02r05, smaller bandwidth SAR testing is not required.
6. Per FCC KDB inquiry guidance, the following applied to intra-band contiguous UL CA only;
 - a. Maximum output power measurement is required for each UL CA configuration for the required test channels described in KDB 941225 D05. The required test channel should be associated with the UL PCC. For channels at the ends of a frequency band, the SCC and subsequent CCs are added to the side within the transmission band. Otherwise, the CCs should be added alternatively to either side of the PCC
 - b. UL CA SAR is measured for each exposure condition in each frequency band using the highest SAR configuration tested in standalone LTE mode to establish the UL CA PCC. The SCC and subsequent CC must use configurations similar to the PCC to establish conservative or worst case equivalent SAR test conditions.
 - c. When the SAR configuration tested in step b) has a maximum output power specification more than $\frac{1}{4}$ dB lower than the highest maximum output power conditions measured in the power measurements in step a) above and the reported SAR in step b) is larger than 1.2 W/kg, SAR measurement is also required for the configuration in step a)
 - d. All standalone SAR configurations with SAR > 1.2 W/kg must also be tested by applying the procedures in step b)
7. For LTE B4 / B5 / B12 / B17 / B38 the maximum bandwidth does not support three non-overlapping channels, per KDB 941225 D05v02r05, when a device supports overlapping channel assignment in a channel bandwidth configuration, the middle channel of the group of overlapping channels should be selected for testing.
8. LTE B17 / B2 / B5 / B38 / B4 SAR test was covered by B12 / B25 / B26 / B41 / B66; according to April 2015 TCB workshop, SAR test for overlapping LTE bands can be reduced if
 - a. The maximum output power, including tolerance, for the smaller band is \leq the larger band to qualify for the SAR test exclusion.
 - b. The channel bandwidth and other operating parameters for the smaller band are fully supported by the larger band.

WLAN Note:

1. Per KDB 248227 D01v02r02, for 2.4GHz 802.11g/n SAR testing is not required when the highest reported SAR for DSSS is adjusted by the ratio of OFDM to DSSS specified maximum output power and the adjusted SAR is ≤ 1.2 W/kg.
2. Per KDB 248227 D01v02r02, U-NII-1 SAR testing is not required when the U-NII-2A band highest reported SAR for a test configuration is ≤ 1.2 W/kg, SAR is not required for U-NII-1 band.
3. When the reported SAR of the test position is > 0.4 W/kg, SAR is repeated for the 802.11 transmission mode configuration tested in the initial test position to measure the subsequent next closet/smallest test separation distance and maximum coupling test position on the highest maximum output power channel, until the report SAR is ≤ 0.8 W/kg or all required test position are tested.
4. For all positions / configurations, when the reported SAR is > 0.8 W/kg, SAR is measured for these test positions / configurations on the subsequent next highest measured output power channel(s) until the reported SAR is ≤ 1.2 W/kg or all required channels are tested.
5. During SAR testing the WLAN transmission was verified using a spectrum analyzer.



14.1 Head SAR

<GSM SAR>

Plot No.	Band	Mode	Test Position	Power Mode	Ch.	Freq. (MHz)	Average Power (dBm)	Tune-Up Limit (dBm)	Tune-up Scaling Factor	Power Drift (dB)	Measured 1g SAR (W/kg)	Reported 1g SAR (W/kg)
#01	GSM 850	GPRS 2 Tx slots	Right Cheek	Full	251	848.8	29.41	30.00	1.146	0.14	0.247	0.283
	GSM 850	GPRS 2 Tx slots	Right Tilted	Full	251	848.8	29.41	30.00	1.146	-0.01	0.143	0.164
	GSM 850	GPRS 2 Tx slots	Left Cheek	Full	251	848.8	29.41	30.00	1.146	0.05	0.184	0.211
	GSM 850	GPRS 2 Tx slots	Left Tilted	Full	251	848.8	29.41	30.00	1.146	0.05	0.137	0.157
#02	GSM 1900	GPRS 2 Tx slots	Right Cheek	Full	810	1909.8	26.88	27.50	1.153	0.06	0.0638	0.074
	GSM 1900	GPRS 2 Tx slots	Right Tilted	Full	810	1909.8	26.88	27.50	1.153	-0.13	0.0216	0.025
	GSM 1900	GPRS 2 Tx slots	Left Cheek	Full	810	1909.8	26.88	27.50	1.153	0.03	0.0528	0.061
	GSM 1900	GPRS 2 Tx slots	Left Tilted	Full	810	1909.8	26.88	27.50	1.153	-0.14	0.0369	0.043

<WCDMA SAR>

Plot No.	Band	Mode	Test Position	Power Mode	Ch.	Freq. (MHz)	Average Power (dBm)	Tune-Up Limit (dBm)	Tune-up Scaling Factor	Power Drift (dB)	Measured 1g SAR (W/kg)	Reported 1g SAR (W/kg)
	WCDMA Band V	RMC 12.2Kbps	Right Cheek	Full	4132	826.4	23.64	24.50	1.219	0.05	0.0564	0.069
	WCDMA Band V	RMC 12.2Kbps	Right Tilted	Full	4132	826.4	23.64	24.50	1.219	0.13	0.0437	0.053
#03	WCDMA Band V	RMC 12.2Kbps	Left Cheek	Full	4132	826.4	23.64	24.50	1.219	0.08	0.140	0.171
	WCDMA Band V	RMC 12.2Kbps	Left Tilted	Full	4132	826.4	23.64	24.50	1.219	0.09	0.109	0.133
	WCDMA Band IV	RMC 12.2Kbps	Right Cheek	Full	1413	1732.6	23.88	24.50	1.153	0.03	0.147	0.170
	WCDMA Band IV	RMC 12.2Kbps	Right Tilted	Full	1413	1732.6	23.88	24.50	1.153	0.03	0.0523	0.060
#04	WCDMA Band IV	RMC 12.2Kbps	Left Cheek	Full	1413	1732.6	23.88	24.50	1.153	0.01	0.179	0.206
	WCDMA Band IV	RMC 12.2Kbps	Left Tilted	Full	1413	1732.6	23.88	24.50	1.153	0.12	0.086	0.099
	WCDMA Band II	RMC 12.2Kbps	Right Cheek	Full	9400	1880	23.97	24.50	1.130	0.01	0.132	0.149
	WCDMA Band II	RMC 12.2Kbps	Right Tilted	Full	9400	1880	23.97	24.50	1.130	0.07	0.0509	0.058
#05	WCDMA Band II	RMC 12.2Kbps	Left Cheek	Full	9400	1880	23.97	24.50	1.130	0.06	0.157	0.177
	WCDMA Band II	RMC 12.2Kbps	Left Tilted	Full	9400	1880	23.97	24.50	1.130	0.06	0.0945	0.107



<CDMA2000 SAR>

Plot No.	Band	Mode	Test Position	Power Mode	Ch.	Freq. (MHz)	Average Power (dBm)	Tune-Up Limit (dBm)	Tune-up Scaling Factor	Power Drift (dB)	Measured 1g SAR (W/kg)	Reported 1g SAR (W/kg)
#06	CDMA2000 BC10	RC3 SO55	Right Cheek	Full	580	820.5	24.07	24.50	1.104	0.05	0.408	0.450
	CDMA2000 BC10	RC3 SO55	Right Tilted	Full	580	820.5	24.07	24.50	1.104	0.14	0.209	0.231
	CDMA2000 BC10	RC3 SO55	Left Cheek	Full	580	820.5	24.07	24.50	1.104	0.07	0.324	0.358
	CDMA2000 BC10	RC3 SO55	Left Tilted	Full	580	820.5	24.07	24.50	1.104	0.13	0.22	0.243
#07	CDMA2000 BC0	RC3 SO55	Right Cheek	Full	384	836.52	23.84	24.50	1.164	0.08	0.351	0.409
	CDMA2000 BC0	RC3 SO55	Right Tilted	Full	384	836.52	23.84	24.50	1.164	0.17	0.169	0.197
	CDMA2000 BC0	RC3 SO55	Left Cheek	Full	384	836.52	23.84	24.50	1.164	0.07	0.263	0.306
	CDMA2000 BC0	RC3 SO55	Left Tilted	Full	384	836.52	23.84	24.50	1.164	0.03	0.175	0.204
#08	CDMA2000 BC1	RC3 SO55	Right Cheek	Full	600	1880	23.95	24.50	1.135	0.07	0.129	0.146
	CDMA2000 BC1	RC3 SO55	Right Tilted	Full	600	1880	23.95	24.50	1.135	0.02	0.0453	0.051
	CDMA2000 BC1	RC3 SO55	Left Cheek	Full	600	1880	23.95	24.50	1.135	0.05	0.125	0.142
	CDMA2000 BC1	RC3 SO55	Left Tilted	Full	600	1880	23.95	24.50	1.135	0.03	0.104	0.118



<FDD LTE SAR>

Plot No.	Band	BW (MHz)	Modulation	RB Size	RB Offset	Test Position	Power Mode	Ch.	Freq. (MHz)	Average Power (dBm)	Tune-Up Limit (dBm)	Tune-up Scaling Factor	Power Drift (dB)	Measured 1g SAR (W/kg)	Reported 1g SAR (W/kg)
#09	LTE Band 12	10M	QPSK	1	0	Right Cheek	Full	23095	707.5	23.58	24.00	1.102	0.02	0.268	0.295
	LTE Band 12	10M	QPSK	25	0	Right Cheek	Full	23095	707.5	22.44	23.00	1.138	-0.05	0.139	0.158
	LTE Band 12	10M	QPSK	1	0	Right Tilted	Full	23095	707.5	23.58	24.00	1.102	0.01	0.134	0.148
	LTE Band 12	10M	QPSK	25	0	Right Tilted	Full	23095	707.5	22.44	23.00	1.138	0.01	0.0113	0.013
	LTE Band 12	10M	QPSK	1	0	Left Cheek	Full	23095	707.5	23.58	24.00	1.102	0.06	0.116	0.128
	LTE Band 12	10M	QPSK	25	0	Left Cheek	Full	23095	707.5	22.44	23.00	1.138	0.08	0.0498	0.057
	LTE Band 12	10M	QPSK	1	0	Left Tilted	Full	23095	707.5	23.58	24.00	1.102	0.17	0.0448	0.049
	LTE Band 12	10M	QPSK	25	0	Left Tilted	Full	23095	707.5	22.44	23.00	1.138	0.04	0.0218	0.025
#10	LTE Band 13	10M	QPSK	1	0	Right Cheek	Full	23230	782	23.70	24.00	1.072	0.07	0.403	0.432
	LTE Band 13	10M	QPSK	25	0	Right Cheek	Full	23230	782	22.53	23.00	1.114	-0.01	0.230	0.256
	LTE Band 13	10M	QPSK	1	0	Right Tilted	Full	23230	782	23.70	24.00	1.072	0.002	0.0892	0.096
	LTE Band 13	10M	QPSK	25	0	Right Tilted	Full	23230	782	22.53	23.00	1.114	0.06	0.0463	0.052
	LTE Band 13	10M	QPSK	1	0	Left Cheek	Full	23230	782	23.70	24.00	1.072	-0.02	0.197	0.211
	LTE Band 13	10M	QPSK	25	0	Left Cheek	Full	23230	782	22.53	23.00	1.114	0.09	0.105	0.117
	LTE Band 13	10M	QPSK	1	0	Left Tilted	Full	23230	782	23.70	24.00	1.072	0.18	0.076	0.081
	LTE Band 13	10M	QPSK	25	0	Left Tilted	Full	23230	782	22.53	23.00	1.114	0.012	0.043	0.048
#11	LTE Band 14	10M	QPSK	1	0	Right Cheek	Full	23330	793	23.83	24.00	1.040	0.11	0.340	0.354
	LTE Band 14	10M	QPSK	25	25	Right Cheek	Full	23330	793	22.77	23.00	1.054	0.04	0.162	0.171
	LTE Band 14	10M	QPSK	1	0	Right Tilted	Full	23330	793	23.83	24.00	1.040	-0.06	0.211	0.219
	LTE Band 14	10M	QPSK	25	25	Right Tilted	Full	23330	793	22.77	23.00	1.054	0.02	0.0994	0.105
	LTE Band 14	10M	QPSK	1	0	Left Cheek	Full	23330	793	23.83	24.00	1.040	-0.05	0.335	0.348
	LTE Band 14	10M	QPSK	25	25	Left Cheek	Full	23330	793	22.77	23.00	1.054	0.01	0.150	0.158
	LTE Band 14	10M	QPSK	1	0	Left Tilted	Full	23330	793	23.83	24.00	1.040	0.02	0.193	0.201
	LTE Band 14	10M	QPSK	25	25	Left Tilted	Full	23330	793	22.77	23.00	1.054	-0.03	0.0971	0.102
#12	LTE Band 26	15M	QPSK	1	74	Right Cheek	Full	26865	831.5	23.91	24.00	1.021	0.07	0.344	0.351
	LTE Band 26	15M	QPSK	36	0	Right Cheek	Full	26865	831.5	22.84	23.00	1.038	-0.01	0.210	0.218
	LTE Band 26	15M	QPSK	1	74	Right Tilted	Full	26865	831.5	23.91	24.00	1.021	0.002	0.183	0.187
	LTE Band 26	15M	QPSK	36	0	Right Tilted	Full	26865	831.5	22.84	23.00	1.038	0.06	0.116	0.120
	LTE Band 26	15M	QPSK	1	74	Left Cheek	Full	26865	831.5	23.91	24.00	1.021	-0.02	0.262	0.267
	LTE Band 26	15M	QPSK	36	0	Left Cheek	Full	26865	831.5	22.84	23.00	1.038	-0.05	0.161	0.167
	LTE Band 26	15M	QPSK	1	74	Left Tilted	Full	26865	831.5	23.91	24.00	1.021	-0.17	0.178	0.182
	LTE Band 26	15M	QPSK	36	0	Left Tilted	Full	26865	831.5	22.84	23.00	1.038	0.02	0.111	0.115
#13	LTE Band 66	20M	QPSK	1	99	Right Cheek	Full	132072	1720	23.72	24.00	1.067	0.02	0.124	0.132
	LTE Band 66	20M	QPSK	50	0	Right Cheek	Full	132072	1720	22.35	23.00	1.161	-0.05	0.0669	0.078
	LTE Band 66	20M	QPSK	1	99	Right Tilted	Full	132072	1720	23.72	24.00	1.067	0.01	0.0336	0.036
	LTE Band 66	20M	QPSK	50	0	Right Tilted	Full	132072	1720	22.35	23.00	1.161	0.01	0.0177	0.021
	LTE Band 66	20M	QPSK	1	99	Left Cheek	Full	132072	1720	23.72	24.00	1.067	0.06	0.116	0.124
	LTE Band 66	20M	QPSK	50	0	Left Cheek	Full	132072	1720	22.35	23.00	1.161	-0.05	0.0624	0.072
	LTE Band 66	20M	QPSK	1	99	Left Tilted	Full	132072	1720	23.72	24.00	1.067	0.04	0.0603	0.064
	LTE Band 66	20M	QPSK	50	0	Left Tilted	Full	132072	1720	22.35	23.00	1.161	0.01	0.030	0.035



Plot No.	Band	BW (MHz)	Modulation	RB Size	RB Offset	Test Position	Power Mode	Ch.	Freq. (MHz)	Average Power (dBm)	Tune-Up Limit (dBm)	Tune-up Scaling Factor	Power Drift (dB)	Measured 1g SAR (W/kg)	Reported 1g SAR (W/kg)
	LTE Band 25	20M	QPSK	1	0	Right Cheek	Full	26590	1905	23.58	24.00	1.102	0.02	0.0928	0.102
	LTE Band 25	20M	QPSK	50	0	Right Cheek	Full	26590	1905	22.38	23.00	1.153	0.07	0.0582	0.067
	LTE Band 25	20M	QPSK	1	0	Right Tilted	Full	26590	1905	23.58	24.00	1.102	-0.02	0.0317	0.035
	LTE Band 25	20M	QPSK	50	0	Right Tilted	Full	26590	1905	22.38	23.00	1.153	0.09	0.0191	0.022
#14	LTE Band 25	20M	QPSK	1	0	Left Cheek	Full	26590	1905	23.58	24.00	1.102	0.03	0.103	0.113
	LTE Band 25	20M	QPSK	50	0	Left Cheek	Full	26590	1905	22.38	23.00	1.153	0.03	0.0605	0.070
	LTE Band 25	20M	QPSK	1	0	Left Tilted	Full	26590	1905	23.58	24.00	1.102	0.1	0.0796	0.088
	LTE Band 25	20M	QPSK	50	0	Left Tilted	Full	26590	1905	22.38	23.00	1.153	0.05	0.0437	0.050
	LTE Band 30	10M	QPSK	1	0	Right Cheek	Full	27710	2310	23.60	24.00	1.096	0.04	0.138	0.151
	LTE Band 30	10M	QPSK	25	25	Right Cheek	Full	27710	2310	22.33	23.00	1.167	0.11	0.090	0.105
	LTE Band 30	10M	QPSK	1	0	Right Tilted	Full	27710	2310	23.60	24.00	1.096	0.14	0.144	0.158
	LTE Band 30	10M	QPSK	25	25	Right Tilted	Full	27710	2310	22.33	23.00	1.167	0.11	0.087	0.102
#15	LTE Band 30	10M	QPSK	1	0	Left Cheek	Full	27710	2310	23.60	24.00	1.096	0.09	0.231	0.253
	LTE Band 30	10M	QPSK	25	25	Left Cheek	Full	27710	2310	22.33	23.00	1.167	0.03	0.174	0.203
	LTE Band 30	10M	QPSK	1	0	Left Tilted	Full	27710	2310	23.60	24.00	1.096	-0.04	0.079	0.087
	LTE Band 30	10M	QPSK	25	25	Left Tilted	Full	27710	2310	22.33	23.00	1.167	0.05	0.057	0.067
	LTE Band 7	20M	QPSK	1	99	Right Cheek	Full	20850	2510	24.21	24.50	1.069	0.14	0.177	0.189
	LTE Band 7	20M	QPSK	50	0	Right Cheek	Full	20850	2510	23.04	23.50	1.112	0.09	0.111	0.123
	LTE Band 7	20M	QPSK	1	99	Right Tilted	Full	20850	2510	24.21	24.50	1.069	0.07	0.144	0.154
	LTE Band 7	20M	QPSK	50	0	Right Tilted	Full	20850	2510	23.04	23.50	1.112	-0.02	0.088	0.098
#16	LTE Band 7	20M	QPSK	1	99	Left Cheek	Full	20850	2510	24.21	24.50	1.069	0.11	0.243	0.260
	LTE Band 7	20M	QPSK	50	0	Left Cheek	Full	20850	2510	23.04	23.50	1.112	0.16	0.159	0.177
	LTE Band 7	20M	QPSK	1	99	Left Tilted	Full	20850	2510	24.21	24.50	1.069	0.05	0.078	0.083
	LTE Band 7	20M	QPSK	50	0	Left Tilted	Full	20850	2510	23.04	23.50	1.112	0.15	0.054	0.060

<TDD LTE SAR>

Plot No.	Band	BW (MHz)	Modulation	RB Size	RB Offset	Test Position	Power Mode	Power Class	Ch.	Freq. (MHz)	Average Power (dBm)	Tune-Up Limit (dBm)	Tune-up Scaling Factor	Duty Cycle %	Duty Cycle Scaling Factor	Power Drift (dB)	Measured 1g SAR (W/kg)	Reported 1g SAR (W/kg)
	LTE Band 41	20M	QPSK	1	0	Right Cheek	Full	3	40185	2549.5	22.89	23.00	1.026	62.9	1.006	0.02	0.122	0.126
	LTE Band 41	20M	QPSK	50	24	Right Cheek	Full	3	40185	2549.5	21.85	22.00	1.035	62.9	1.006	0.02	0.075	0.078
	LTE Band 41	20M	QPSK	1	0	Right Tilted	Full	3	40185	2549.5	22.89	23.00	1.026	62.9	1.006	0.01	0.107	0.110
	LTE Band 41	20M	QPSK	50	24	Right Tilted	Full	3	40185	2549.5	21.85	22.00	1.035	62.9	1.006	-0.02	0.064	0.067
#17	LTE Band 41	20M	QPSK	1	0	Left Cheek	Full	3	40185	2549.5	22.89	23.00	1.026	62.9	1.006	0.01	0.193	0.199
	LTE Band 41	20M	QPSK	50	24	Left Cheek	Full	3	40185	2549.5	21.85	22.00	1.035	62.9	1.006	0.01	0.111	0.116
	LTE Band 41	20M	QPSK	1	0	Left Tilted	Full	3	40185	2549.5	22.89	23.00	1.026	62.9	1.006	-0.03	0.063	0.065
	LTE Band 41	20M	QPSK	50	24	Left Tilted	Full	3	40185	2549.5	21.85	22.00	1.035	62.9	1.006	0.05	0.038	0.040
	LTE Band 41	20M	QPSK	1	0	Left Cheek	Full	2	40185	2549.5	24.86	25.00	1.033	42.9	1.009	0.04	0.132	0.138
	LTE Band 41	20M	QPSK	1	99	Left Cheek	Full	3	40185(PCC) + 40383(SCC)	2549.5(PCC) + 2569.3(SCC)	22.72	23.00	1.067	62.9	1.006	0.04	0.176	0.189
	LTE Band 41	20M	QPSK	1	99	Left Cheek	Full	2	40185(PCC) + 40383(SCC)	2549.5(PCC) + 2569.3(SCC)	23.22	25.00	1.507	42.9	1.009	0.04	0.128	0.195



<WLAN2.4GHz SAR>

Plot No.	Band	Mode	Test Position	Power Mode	Ch.	Freq. (MHz)	Average Power (dBm)	Tune-Up Limit (dBm)	Tune-up Scaling Factor	Duty Cycle %	Duty Cycle Scaling Factor	Max Area Scan SAR	Power Drift (dB)	Measured 1g SAR (W/kg)	Reported 1g SAR (W/kg)
	WLAN2.4GHz	802.11b 1Mbps	Right Cheek	Full	1	2412	17.53	18.00	1.114	97.59	1.025	0.628			
	WLAN2.4GHz	802.11b 1Mbps	Right Tilted	Full	1	2412	17.53	18.00	1.114	97.59	1.025	1.12	0.05	0.455	0.520
	WLAN2.4GHz	802.11b 1Mbps	Left Cheek	Full	1	2412	17.53	18.00	1.114	97.59	1.025	1.24	0.01	0.726	0.829
	WLAN2.4GHz	802.11b 1Mbps	Left Tilted	Full	1	2412	17.53	18.00	1.114	97.59	1.025	1.65	0.06	0.693	0.792
#18	WLAN2.4GHz	802.11b 1Mbps	Left Cheek	Full	11	2462	17.44	18.00	1.138	97.59	1.025		-0.12	0.744	0.868

<WLAN5GHz SAR>

Plot No.	Band	Mode	Test Position	Power Mode	Ch.	Freq. (MHz)	Average Power (dBm)	Tune-Up Limit (dBm)	Tune-up Scaling Factor	Duty Cycle %	Duty Cycle Scaling Factor	Max Area Scan SAR	Power Drift (dB)	Measured 1g SAR (W/kg)	Reported 1g SAR (W/kg)
	WLAN5.3GHz	802.11a 6Mbps	Right Cheek	Receiver On	52	5260	15.32	15.50	1.042	87.66	1.141	1.12			
	WLAN5.3GHz	802.11a 6Mbps	Right Tilted	Receiver On	52	5260	15.32	15.50	1.042	87.66	1.141	0.98			
#19	WLAN5.3GHz	802.11a 6Mbps	Left Cheek	Receiver On	52	5260	15.32	15.50	1.042	87.66	1.141	1.79	0.05	0.775	0.922
	WLAN5.3GHz	802.11a 6Mbps	Left Tilted	Receiver On	52	5260	15.32	15.50	1.042	87.66	1.141	1.33	-0.03	0.721	0.857
	WLAN5.3GHz	802.11a 6Mbps	Left Cheek	Receiver On	60	5300	15.08	15.50	1.102	87.66	1.141		0.12	0.639	0.803
	WLAN5.3GHz	802.11a 6Mbps	Left Tilted	Receiver On	60	5300	15.08	15.50	1.102	87.66	1.141		0.05	0.701	0.881
	WLAN5.5GHz	802.11a 6Mbps	Right Cheek	Receiver On	140	5700	14.20	14.50	1.072	87.66	1.141	1.22			
	WLAN5.5GHz	802.11a 6Mbps	Right Tilted	Receiver On	140	5700	14.20	14.50	1.072	87.66	1.141	1.18			
	WLAN5.5GHz	802.11a 6Mbps	Left Cheek	Receiver On	140	5700	14.20	14.50	1.072	87.66	1.141	1.98	-0.1	0.760	0.929
	WLAN5.5GHz	802.11a 6Mbps	Left Tilted	Receiver On	140	5700	14.20	14.50	1.072	87.66	1.141	1.71	-0.05	0.702	0.858
#20	WLAN5.5GHz	802.11a 6Mbps	Left Cheek	Receiver On	144	5720	14.02	14.50	1.117	87.66	1.141		-0.12	0.775	0.988
	WLAN5.5GHz	802.11a 6Mbps	Left Tilted	Receiver On	144	5720	14.02	14.50	1.117	87.66	1.141		0.01	0.670	0.854
	WLAN 5.8GHz	802.11a 6Mbps	Right Cheek	Receiver On	149	5745	14.08	14.50	1.102	87.66	1.141	0.975			
	WLAN 5.8GHz	802.11a 6Mbps	Right Tilted	Receiver On	149	5745	14.08	14.50	1.102	87.66	1.141	1.075			
#21	WLAN 5.8GHz	802.11a 6Mbps	Left Cheek	Receiver On	149	5745	14.08	14.50	1.102	87.66	1.141	2.01	0.01	0.702	0.882
	WLAN 5.8GHz	802.11a 6Mbps	Left Tilted	Receiver On	149	5745	14.08	14.50	1.102	87.66	1.141	1.78	0.02	0.626	0.787
	WLAN 5.8GHz	802.11a 6Mbps	Left Cheek	Receiver On	157	5745	13.09	13.50	1.099	87.66	1.141		0.03	0.672	0.843



14.2 Hotspot SAR

<GSM SAR>

Plot No.	Band	Mode	Test Position	Gap (mm)	Power Mode	Ch.	Freq. (MHz)	Average Power (dBm)	Tune-Up Limit (dBm)	Tune-up Scaling Factor	Power Drift (dB)	Measured 1g SAR (W/kg)	Reported 1g SAR (W/kg)
#22	GSM850	GPRS 2 Tx slots	Front	5	Hotspot On	251	848.8	27.30	28.00	1.175	0.02	0.625	0.734
	GSM850	GPRS 2 Tx slots	Back	5	Hotspot On	251	848.8	27.30	28.00	1.175	-0.02	0.358	0.421
	GSM850	GPRS 2 Tx slots	Left Side	5	Hotspot On	251	848.8	27.30	28.00	1.175	-0.04	0.065	0.076
	GSM850	GPRS 2 Tx slots	Right Side	5	Hotspot On	251	848.8	27.30	28.00	1.175	0.1	0.215	0.253
	GSM850	GPRS 2 Tx slots	Bottom Side	5	Hotspot On	251	848.8	27.30	28.00	1.175	-0.09	0.270	0.317
	GSM1900	GPRS 2 Tx slots	Front	5	Hotspot On	810	1909.8	22.36	23.00	1.159	-0.07	0.642	0.744
	GSM1900	GPRS 2 Tx slots	Back	5	Hotspot On	810	1909.8	22.36	23.00	1.159	0.02	0.358	0.415
	GSM1900	GPRS 2 Tx slots	Left Side	5	Hotspot On	810	1909.8	22.36	23.00	1.159	0.07	0.0295	0.034
	GSM1900	GPRS 2 Tx slots	Right Side	5	Hotspot On	810	1909.8	22.36	23.00	1.159	0.02	0.0318	0.037
#23	GSM1900	GPRS 2 Tx slots	Bottom Side	5	Hotspot On	810	1909.8	22.36	23.00	1.159	-0.06	0.658	0.762

<WCDMA SAR>

Plot No.	Band	Mode	Test Position	Gap (mm)	Power Mode	Ch.	Freq. (MHz)	Average Power (dBm)	Tune-Up Limit (dBm)	Tune-up Scaling Factor	Power Drift (dB)	Measured 1g SAR (W/kg)	Reported 1g SAR (W/kg)
	WCDMA Band V	RMC 12.2Kbps	Front	5	Hotspot On	4132	826.4	20.09	20.50	1.099	-0.09	0.804	0.884
	WCDMA Band V	RMC 12.2Kbps	Front	5	Hotspot On	4233	846.6	20.03	20.50	1.114	-0.09	0.885	0.986
#24	WCDMA Band V	RMC 12.2Kbps	Front	5	Hotspot On	4182	836.4	20.05	20.50	1.109	-0.01	0.946	1.049
	WCDMA Band V	RMC 12.2Kbps	Back	5	Hotspot On	4132	826.4	20.09	20.50	1.099	0.06	0.470	0.517
	WCDMA Band V	RMC 12.2Kbps	Left Side	5	Hotspot On	4132	826.4	20.09	20.50	1.099	0.02	0.0784	0.086
	WCDMA Band V	RMC 12.2Kbps	Right Side	5	Hotspot On	4132	826.4	20.09	20.50	1.099	-0.01	0.268	0.295
	WCDMA Band V	RMC 12.2Kbps	Bottom Side	5	Hotspot On	4132	826.4	20.09	20.50	1.099	0.1	0.368	0.404
	WCDMA Band IV	RMC 12.2Kbps	Front	5	Hotspot On	1312	1712.4	15.69	16.50	1.205	0.03	0.727	0.876
	WCDMA Band IV	RMC 12.2Kbps	Front	5	Hotspot On	1413	1732.6	15.61	16.50	1.227	0.06	0.502	0.616
	WCDMA Band IV	RMC 12.2Kbps	Front	5	Hotspot On	1513	1752.6	15.67	16.50	1.211	-0.06	0.584	0.707
	WCDMA Band IV	RMC 12.2Kbps	Back	5	Hotspot On	1312	1712.4	15.69	16.50	1.205	0.09	0.447	0.539
	WCDMA Band IV	RMC 12.2Kbps	Left Side	5	Hotspot On	1312	1712.4	15.69	16.50	1.205	-0.05	0.037	0.045
	WCDMA Band IV	RMC 12.2Kbps	Right Side	5	Hotspot On	1312	1712.4	15.69	16.50	1.205	-0.05	0.0308	0.037
#25	WCDMA Band IV	RMC 12.2Kbps	Bottom Side	5	Hotspot On	1312	1712.4	15.69	16.50	1.205	0.02	0.752	0.906
	WCDMA Band IV	RMC 12.2Kbps	Bottom Side	5	Hotspot On	1413	1732.6	15.61	16.50	1.227	0.01	0.577	0.708
	WCDMA Band IV	RMC 12.2Kbps	Bottom Side	5	Hotspot On	1513	1752.6	15.67	16.50	1.211	0.02	0.683	0.827
	WCDMA Band II	RMC 12.2Kbps	Front	5	Hotspot On	9538	1907.6	15.72	16.50	1.197	0.15	0.718	0.859
	WCDMA Band II	RMC 12.2Kbps	Front	5	Hotspot On	9262	1852.4	15.45	16.50	1.274	0.05	0.801	1.020
	WCDMA Band II	RMC 12.2Kbps	Front	5	Hotspot On	9400	1880	15.63	16.50	1.222	0.02	0.733	0.896
	WCDMA Band II	RMC 12.2Kbps	Back	5	Hotspot On	9538	1907.6	15.72	16.50	1.197	0.02	0.484	0.579
	WCDMA Band II	RMC 12.2Kbps	Left Side	5	Hotspot On	9538	1907.6	15.72	16.50	1.197	0.02	0.0329	0.039
	WCDMA Band II	RMC 12.2Kbps	Right Side	5	Hotspot On	9538	1907.6	15.72	16.50	1.197	0.06	0.0362	0.043
	WCDMA Band II	RMC 12.2Kbps	Bottom Side	5	Hotspot On	9538	1907.6	15.72	16.50	1.197	-0.01	0.757	0.906
#26	WCDMA Band II	RMC 12.2Kbps	Bottom Side	5	Hotspot On	9262	1852.4	15.45	16.50	1.274	0.15	0.895	1.140
	WCDMA Band II	RMC 12.2Kbps	Bottom Side	5	Hotspot On	9400	1880	15.63	16.50	1.222	0.02	0.816	0.997



<CDMA2000 SAR>

Plot No.	Band	Mode	Test Position	Gap (mm)	Power Mode	Ch.	Freq. (MHz)	Average Power (dBm)	Tune-Up Limit (dBm)	Tune-up Scaling Factor	Power Drift (dB)	Measured 1g SAR (W/kg)	Reported 1g SAR (W/kg)
#27	CDMA2000 BC10	RTAP 153.6Kbps	Front	5	Hotspot On	580	820.5	20.95	21.50	1.135	-0.04	0.995	1.129
	CDMA2000 BC10	RTAP 153.6Kbps	Front	5	Hotspot On	476	817.9	20.91	21.50	1.146	-0.01	0.98	1.123
	CDMA2000 BC10	RTAP 153.6Kbps	Front	5	Hotspot On	684	823.1	20.92	21.50	1.143	-0.05	0.974	1.113
	CDMA2000 BC10	RTAP 153.6Kbps	Back	5	Hotspot On	580	820.5	20.95	21.50	1.135	0.07	0.639	0.725
	CDMA2000 BC10	RTAP 153.6Kbps	Left Side	5	Hotspot On	580	820.5	20.95	21.50	1.135	0.11	0.183	0.208
	CDMA2000 BC10	RTAP 153.6Kbps	Right Side	5	Hotspot On	580	820.5	20.95	21.50	1.135	0.1	0.387	0.439
	CDMA2000 BC10	RTAP 153.6Kbps	Bottom Side	5	Hotspot On	580	820.5	20.95	21.50	1.135	-0.02	0.569	0.646
#28	CDMA2000 BC0	RTAP 153.6Kbps	Front	5	Hotspot On	384	836.52	20.68	21.50	1.208	-0.02	0.945	1.141
	CDMA2000 BC0	RTAP 153.6Kbps	Front	5	Hotspot On	1013	824.7	20.58	21.50	1.236	-0.04	0.920	1.137
	CDMA2000 BC0	RTAP 153.6Kbps	Front	5	Hotspot On	777	848.31	20.61	21.50	1.227	-0.06	0.844	1.036
	CDMA2000 BC0	RTAP 153.6Kbps	Back	5	Hotspot On	384	836.52	20.68	21.50	1.208	0.06	0.586	0.708
	CDMA2000 BC0	RTAP 153.6Kbps	Left Side	5	Hotspot On	384	836.52	20.68	21.50	1.208	0.12	0.150	0.181
	CDMA2000 BC0	RTAP 153.6Kbps	Right Side	5	Hotspot On	384	836.52	20.68	21.50	1.208	0.1	0.332	0.401
	CDMA2000 BC0	RTAP 153.6Kbps	Bottom Side	5	Hotspot On	384	836.52	20.68	21.50	1.208	0.03	0.520	0.628
	CDMA2000 BC1	RTAP 153.6Kbps	Front	5	Hotspot On	600	1880	15.81	16.50	1.172	0.09	0.821	0.962
	CDMA2000 BC1	RTAP 153.6Kbps	Front	5	Hotspot On	25	1851.25	15.65	16.50	1.216	0.12	0.87	1.058
	CDMA2000 BC1	RTAP 153.6Kbps	Front	5	Hotspot On	1175	1908.75	15.68	16.50	1.208	0.05	0.795	0.960
	CDMA2000 BC1	RTAP 153.6Kbps	Back	5	Hotspot On	600	1880	15.81	16.50	1.172	0.04	0.442	0.518
	CDMA2000 BC1	RTAP 153.6Kbps	Left Side	5	Hotspot On	600	1880	15.81	16.50	1.172	0.16	0.0299	0.035
	CDMA2000 BC1	RTAP 153.6Kbps	Right Side	5	Hotspot On	600	1880	15.81	16.50	1.172	0.14	0.0401	0.047
	CDMA2000 BC1	RTAP 153.6Kbps	Bottom Side	5	Hotspot On	600	1880	15.81	16.50	1.172	0.05	0.854	1.001
#29	CDMA2000 BC1	RTAP 153.6Kbps	Bottom Side	5	Hotspot On	25	1851.25	15.65	16.50	1.216	0.05	0.936	1.138
	CDMA2000 BC1	RTAP 153.6Kbps	Bottom Side	5	Hotspot On	1175	1908.75	15.68	16.50	1.208	0.01	0.779	0.941



<FDD LTE SAR>

Plot No.	Band	BW (MHz)	Modulation	RB Size	RB Offset	Test Position	Gap (mm)	Power Mode	Ch.	Freq. (MHz)	Average Power (dBm)	Tune-Up Limit (dBm)	Tune-up Scaling Factor	Power Drift (dB)	Measured 1g SAR (W/kg)	Reported 1g SAR (W/kg)
#30	LTE Band 12	10M	QPSK	1	0	Front	5	Hotspot On	23095	707.5	21.55	22.00	1.109	-0.06	0.544	0.603
	LTE Band 12	10M	QPSK	25	0	Front	5	Hotspot On	23095	707.5	19.19	21.00	1.517	0.12	0.292	0.443
	LTE Band 12	10M	QPSK	1	0	Back	5	Hotspot On	23095	707.5	21.55	22.00	1.109	0.03	0.329	0.365
	LTE Band 12	10M	QPSK	25	0	Back	5	Hotspot On	23095	707.5	19.19	21.00	1.517	-0.02	0.174	0.264
	LTE Band 12	10M	QPSK	1	0	Left Side	5	Hotspot On	23095	707.5	21.55	22.00	1.109	0.07	0.244	0.271
	LTE Band 12	10M	QPSK	25	0	Left Side	5	Hotspot On	23095	707.5	19.19	21.00	1.517	-0.03	0.126	0.191
	LTE Band 12	10M	QPSK	1	0	Right Side	5	Hotspot On	23095	707.5	21.55	22.00	1.109	0.15	0.364	0.404
	LTE Band 12	10M	QPSK	25	0	Right Side	5	Hotspot On	23095	707.5	19.19	21.00	1.517	0.02	0.196	0.297
	LTE Band 12	10M	QPSK	1	0	Bottom Side	5	Hotspot On	23095	707.5	21.55	22.00	1.109	0.15	0.265	0.294
	LTE Band 12	10M	QPSK	25	0	Bottom Side	5	Hotspot On	23095	707.5	19.19	21.00	1.517	0.05	0.137	0.208
#31	LTE Band 13	10M	QPSK	1	0	Front	5	Hotspot On	23230	782	19.68	20.00	1.076	-0.18	0.520	0.560
	LTE Band 13	10M	QPSK	25	0	Front	5	Hotspot On	23230	782	17.30	19.00	1.479	0.01	0.263	0.389
	LTE Band 13	10M	QPSK	1	0	Back	5	Hotspot On	23230	782	19.68	20.00	1.076	-0.07	0.305	0.328
	LTE Band 13	10M	QPSK	25	0	Back	5	Hotspot On	23230	782	17.30	19.00	1.479	0.02	0.163	0.241
	LTE Band 13	10M	QPSK	1	0	Left Side	5	Hotspot On	23230	782	19.68	20.00	1.076	0.06	0.102	0.110
	LTE Band 13	10M	QPSK	25	0	Left Side	5	Hotspot On	23230	782	17.30	19.00	1.479	0.02	0.0538	0.080
	LTE Band 13	10M	QPSK	1	0	Right Side	5	Hotspot On	23230	782	19.68	20.00	1.076	0.12	0.216	0.233
	LTE Band 13	10M	QPSK	25	0	Right Side	5	Hotspot On	23230	782	17.30	19.00	1.479	0.07	0.114	0.169
	LTE Band 13	10M	QPSK	1	0	Bottom Side	5	Hotspot On	23230	782	19.68	20.00	1.076	0.16	0.245	0.264
	LTE Band 13	10M	QPSK	25	0	Bottom Side	5	Hotspot On	23230	782	17.30	19.00	1.479	-0.01	0.128	0.189
#32	LTE Band 14	10M	QPSK	1	0	Front	5	Hotspot On	23330	793	19.52	20.00	1.117	0.01	0.532	0.594
	LTE Band 14	10M	QPSK	25	0	Front	5	Hotspot On	23330	793	17.42	19.00	1.439	0.02	0.267	0.384
	LTE Band 14	10M	QPSK	1	0	Back	5	Hotspot On	23330	793	19.52	20.00	1.117	0.03	0.327	0.365
	LTE Band 14	10M	QPSK	25	0	Back	5	Hotspot On	23330	793	17.42	19.00	1.439	0.08	0.169	0.243
	LTE Band 14	10M	QPSK	1	0	Left Side	5	Hotspot On	23330	793	19.52	20.00	1.117	0.15	0.0996	0.111
	LTE Band 14	10M	QPSK	25	0	Left Side	5	Hotspot On	23330	793	17.42	19.00	1.439	0.12	0.0487	0.070
	LTE Band 14	10M	QPSK	1	0	Right Side	5	Hotspot On	23330	793	19.52	20.00	1.117	0.01	0.201	0.224
	LTE Band 14	10M	QPSK	25	0	Right Side	5	Hotspot On	23330	793	17.42	19.00	1.439	0.09	0.0999	0.144
	LTE Band 14	10M	QPSK	1	0	Bottom Side	5	Hotspot On	23330	793	19.52	20.00	1.117	0.12	0.261	0.292
	LTE Band 14	10M	QPSK	25	0	Bottom Side	5	Hotspot On	23330	793	17.42	19.00	1.439	0.15	0.130	0.187
#33	LTE Band 26	15M	QPSK	1	74	Front	5	Full	26865	831.5	23.91	24.00	1.021	0.12	1.010	1.031
	LTE Band 26	15M	QPSK	36	0	Front	5	Full	26865	831.5	22.84	23.00	1.038	-0.05	0.847	0.879
	LTE Band 26	15M	QPSK	75	0	Front	5	Full	26865	831.5	22.64	23.00	1.086	0.01	0.801	0.870
	LTE Band 26	15M	QPSK	1	74	Back	5	Full	26865	831.5	23.91	24.00	1.021	0.04	0.778	0.794
	LTE Band 26	15M	QPSK	36	0	Back	5	Full	26865	831.5	22.84	23.00	1.038	-0.09	0.520	0.540
	LTE Band 26	15M	QPSK	1	74	Left Side	5	Full	26865	831.5	23.91	24.00	1.021	0.1	0.242	0.247
	LTE Band 26	15M	QPSK	36	0	Left Side	5	Full	26865	831.5	22.84	23.00	1.038	0.02	0.157	0.163
	LTE Band 26	15M	QPSK	1	74	Right Side	5	Full	26865	831.5	23.91	24.00	1.021	0.1	0.495	0.505
	LTE Band 26	15M	QPSK	36	0	Right Side	5	Full	26865	831.5	22.84	23.00	1.038	-0.06	0.324	0.336
	LTE Band 26	15M	QPSK	1	74	Bottom Side	5	Full	26865	831.5	23.91	24.00	1.021	-0.11	0.654	0.668
	LTE Band 26	15M	QPSK	36	0	Bottom Side	5	Full	26865	831.5	22.84	23.00	1.038	0.07	0.464	0.481



Plot No.	Band	BW (MHz)	Modulation	RB Size	RB Offset	Test Position	Gap (mm)	Power Mode	Ch.	Freq. (MHz)	Average Power (dBm)	Tune-Up Limit (dBm)	Tune-up Scaling Factor	Power Drift (dB)	Measured 1g SAR (W/kg)	Reported 1g SAR (W/kg)
	LTE Band 66	20M	QPSK	1	99	Front	5	Hotspot On	132072	1720	15.63	16.00	1.089	-0.02	0.429	0.467
	LTE Band 66	20M	QPSK	50	0	Front	5	Hotspot On	132072	1720	13.25	15.00	1.496	0.09	0.227	0.340
	LTE Band 66	20M	QPSK	1	99	Back	5	Hotspot On	132072	1720	15.63	16.00	1.089	-0.09	0.225	0.245
	LTE Band 66	20M	QPSK	50	0	Back	5	Hotspot On	132072	1720	13.25	15.00	1.496	-0.06	0.118	0.177
	LTE Band 66	20M	QPSK	1	99	Left Side	5	Hotspot On	132072	1720	15.63	16.00	1.089	-0.07	0.026	0.028
	LTE Band 66	20M	QPSK	50	0	Left Side	5	Hotspot On	132072	1720	13.25	15.00	1.496	-0.15	0.013	0.019
	LTE Band 66	20M	QPSK	1	99	Right Side	5	Hotspot On	132072	1720	15.63	16.00	1.089	-0.05	0.04	0.044
	LTE Band 66	20M	QPSK	50	0	Right Side	5	Hotspot On	132072	1720	13.25	15.00	1.496	-0.03	0.021	0.031
#34	LTE Band 66	20M	QPSK	1	99	Bottom Side	5	Hotspot On	132072	1720	15.63	16.00	1.089	-0.04	0.509	0.554
	LTE Band 66	20M	QPSK	50	0	Bottom Side	5	Hotspot On	132072	1720	13.25	15.00	1.496	-0.12	0.265	0.397
	LTE Band 25	20M	QPSK	1	0	Front	5	Hotspot On	26590	1905	15.37	15.50	1.030	-0.09	0.748	0.771
	LTE Band 25	20M	QPSK	50	0	Front	5	Hotspot On	26590	1905	13.14	14.50	1.368	-0.07	0.473	0.647
	LTE Band 25	20M	QPSK	1	0	Back	5	Hotspot On	26590	1905	15.37	15.50	1.030	0.08	0.387	0.399
	LTE Band 25	20M	QPSK	50	0	Back	5	Hotspot On	26590	1905	13.14	14.50	1.368	-0.12	0.241	0.330
	LTE Band 25	20M	QPSK	1	0	Left Side	5	Hotspot On	26590	1905	15.37	15.50	1.030	-0.07	0.036	0.037
	LTE Band 25	20M	QPSK	50	0	Left Side	5	Hotspot On	26590	1905	13.14	14.50	1.368	-0.02	0.021	0.029
	LTE Band 25	20M	QPSK	1	0	Right Side	5	Hotspot On	26590	1905	15.37	15.50	1.030	-0.08	0.039	0.040
	LTE Band 25	20M	QPSK	50	0	Right Side	5	Hotspot On	26590	1905	13.14	14.50	1.368	-0.08	0.024	0.033
	LTE Band 25	20M	QPSK	1	0	Bottom Side	5	Hotspot On	26590	1905	15.37	15.50	1.030	-0.09	0.781	0.805
#35	LTE Band 25	20M	QPSK	1	0	Bottom Side	5	Hotspot On	26140	1860	14.97	15.50	1.130	-0.03	0.969	1.095
	LTE Band 25	20M	QPSK	1	0	Bottom Side	5	Hotspot On	26340	1880	15.30	15.50	1.047	-0.17	0.866	0.907
	LTE Band 25	20M	QPSK	50	0	Bottom Side	5	Hotspot On	26590	1905	13.14	14.50	1.368	-0.11	0.477	0.652
	LTE Band 25	20M	QPSK	100	0	Bottom Side	5	Hotspot On	26590	1905	13.10	14.50	1.380	-0.07	0.471	0.650
	LTE Band 30	10M	QPSK	1	0	Front	5	Hotspot On	27710	2310	17.44	18.00	1.138	-0.05	0.497	0.565
	LTE Band 30	10M	QPSK	25	0	Front	5	Hotspot On	27710	2310	15.40	17.00	1.445	0.06	0.367	0.530
	LTE Band 30	10M	QPSK	1	0	Back	5	Hotspot On	27710	2310	17.44	18.00	1.138	-0.04	0.401	0.456
	LTE Band 30	10M	QPSK	25	0	Back	5	Hotspot On	27710	2310	15.40	17.00	1.445	-0.08	0.292	0.422
	LTE Band 30	10M	QPSK	1	0	Left Side	5	Hotspot On	27710	2310	17.44	18.00	1.138	-0.03	0.297	0.338
	LTE Band 30	10M	QPSK	25	0	Left Side	5	Hotspot On	27710	2310	15.40	17.00	1.445	-0.17	0.220	0.318
#36	LTE Band 30	10M	QPSK	1	0	Bottom Side	5	Hotspot On	27710	2310	17.44	18.00	1.138	0.03	0.564	0.642
	LTE Band 30	10M	QPSK	25	0	Bottom Side	5	Hotspot On	27710	2310	15.40	17.00	1.445	0.06	0.429	0.620
	LTE Band 7	20M	QPSK	1	99	Front	5	Hotspot On	20850	2510	18.38	18.50	1.028	0.05	0.731	0.751
	LTE Band 7	20M	QPSK	50	0	Front	5	Hotspot On	20850	2510	16.53	17.50	1.250	0.15	0.415	0.519
	LTE Band 7	20M	QPSK	1	99	Back	5	Hotspot On	20850	2510	18.38	18.50	1.028	0.01	0.482	0.496
	LTE Band 7	20M	QPSK	50	0	Back	5	Hotspot On	20850	2510	16.53	17.50	1.250	0.09	0.302	0.378
	LTE Band 7	20M	QPSK	1	99	Left Side	5	Hotspot On	20850	2510	18.38	18.50	1.028	0.12	0.441	0.453
	LTE Band 7	20M	QPSK	50	0	Left Side	5	Hotspot On	20850	2510	16.53	17.50	1.250	-0.18	0.277	0.346
#37	LTE Band 7	20M	QPSK	1	99	Bottom Side	5	Hotspot On	20850	2510	18.38	18.50	1.028	0.02	0.936	0.962
	LTE Band 7	20M	QPSK	1	99	Bottom Side	5	Hotspot On	21100	2535	18.27	18.50	1.054	-0.12	0.751	0.792
	LTE Band 7	20M	QPSK	1	99	Bottom Side	5	Hotspot On	21350	2560	18.17	18.50	1.079	0.11	0.586	0.632
	LTE Band 7	20M	QPSK	50	0	Bottom Side	5	Hotspot On	20850	2510	16.53	17.50	1.250	0.05	0.625	0.781
	LTE Band 7	20M	QPSK	100	0	Bottom Side	5	Hotspot On	20850	2510	16.62	17.50	1.225	0.01	0.634	0.776



<TDD LTE SAR>

Plot No.	Band	BW (MHz)	Modulation	RB Size	RB Offset	Test Position	Gap (mm)	Power Mode	Power Class	Ch.	Freq. (MHz)	Average Power (dBm)	Tune-Up Limit (dBm)	Tune-up Scaling Factor	Duty Cycle %	Duty Cycle Scaling Factor	Power Drift (dB)	Measured 1g SAR (W/kg)	Reported 1g SAR (W/kg)
	LTE Band 41	20M	QPSK	1	0	Front	5	Hotspot On	3	40185	2549.5	19.85	20.00	1.035	62.9	1.006	0.17	0.575	0.599
	LTE Band 41	20M	QPSK	50	0	Front	5	Hotspot On	3	40185	2549.5	18.64	19.00	1.086	62.9	1.006	0.02	0.487	0.532
	LTE Band 41	20M	QPSK	1	0	Front	5	Hotspot On	2	40185	2549.5	19.85	20.00	1.035	42.9	1.009	0.03	0.413	0.431
	LTE Band 41	20M	QPSK	1	99	Front	5	Hotspot On	3	40185(PCC) + 40383(SCC)	2549.5(PCC) + 2569.3(SCC)	19.63	20.00	1.089	62.9	1.006	0.01	0.530	0.581
	LTE Band 41	20M	QPSK	1	99	Front	5	Hotspot On	2	40185(PCC) + 40383(SCC)	2549.5(PCC) + 2569.3(SCC)	19.63	20.00	1.089	42.9	1.009	0.05	0.405	0.445
	LTE Band 41	20M	QPSK	1	0	Back	5	Hotspot On	3	40185	2549.5	19.85	20.00	1.035	62.9	1.006	0.12	0.379	0.395
	LTE Band 41	20M	QPSK	50	0	Back	5	Hotspot On	3	40185	2549.5	18.64	19.00	1.086	62.9	1.006	-0.05	0.323	0.353
	LTE Band 41	20M	QPSK	1	0	Left Side	5	Hotspot On	3	40185	2549.5	19.85	20.00	1.035	62.9	1.006	0.08	0.335	0.349
	LTE Band 41	20M	QPSK	50	0	Left Side	5	Hotspot On	3	40185	2549.5	18.64	19.00	1.086	62.9	1.006	0.07	0.281	0.307
	LTE Band 41	20M	QPSK	1	0	Bottom Side	5	Hotspot On	3	40185	2549.5	19.85	20.00	1.035	62.9	1.006	0.03	0.830	0.864
	LTE Band 41	20M	QPSK	1	0	Bottom Side	5	Hotspot On	3	39750	2506	19.64	20.00	1.086	62.9	1.006	0.04	0.889	0.972
	LTE Band 41	20M	QPSK	1	0	Bottom Side	5	Hotspot On	3	40620	2593	19.48	20.00	1.127	62.9	1.006	-0.01	0.701	0.795
	LTE Band 41	20M	QPSK	1	0	Bottom Side	5	Hotspot On	3	41055	2636.5	19.42	20.00	1.143	62.9	1.006	0.05	0.964	1.108
#38	LTE Band 41	20M	QPSK	1	0	Bottom Side	5	Hotspot On	3	41490	2680	19.82	20.00	1.042	62.9	1.006	0.04	1.110	1.164
	LTE Band 41	20M	QPSK	50	0	Bottom Side	5	Hotspot On	3	40185	2549.5	18.64	19.00	1.086	62.9	1.006	0.02	0.515	0.563
	LTE Band 41	20M	QPSK	100	0	Bottom Side	5	Hotspot On	3	40185	2549.5	18.61	19.00	1.094	62.9	1.006	0.01	0.532	0.585
	LTE Band 41	20M	QPSK	1	0	Bottom Side	5	Hotspot On	2	41490	2680	19.82	20.00	1.042	42.9	1.009	0.03	0.831	0.874
	LTE Band 41	20M	QPSK	1	0	Bottom Side	5	Hotspot On	2	40185	2549.5	19.85	20.00	1.035	42.9	1.009	0.01	0.620	0.648
	LTE Band 41	20M	QPSK	1	0	Bottom Side	5	Hotspot On	2	39750	2506	19.64	20.00	1.086	42.9	1.009	0.05	0.689	0.755
	LTE Band 41	20M	QPSK	1	0	Bottom Side	5	Hotspot On	2	40620	2593	19.48	20.00	1.127	42.9	1.009	0.03	0.480	0.546
	LTE Band 41	20M	QPSK	1	0	Bottom Side	5	Hotspot On	2	41055	2636.5	19.42	20.00	1.143	42.9	1.009	-0.05	0.758	0.874
	LTE Band 41	20M	QPSK	1	99	Bottom Side	5	Hotspot On	3	41292(PCC) + 41490(SCC)	2660.2(PCC) + 2680(SCC)	19.72	20.00	1.067	62.9	1.006	0.05	1.050	1.127
	LTE Band 41	20M	QPSK	1	99	Bottom Side	5	Hotspot On	3	40185(PCC) + 40383(SCC)	2549.5(PCC) + 2569.3(SCC)	19.63	20.00	1.089	62.9	1.006	0.01	0.780	0.854
	LTE Band 41	20M	QPSK	1	99	Bottom Side	5	Hotspot On	3	39750(PCC) + 39948(SCC)	2506(PCC) + 2525.8(SCC)	19.78	20.00	1.052	62.9	1.006	0.08	0.850	0.900
	LTE Band 41	20M	QPSK	1	99	Bottom Side	5	Hotspot On	3	40620(PCC) + 40818(SCC)	2593(PCC) + 2612.8(SCC)	19.75	20.00	1.059	62.9	1.006	0.05	0.670	0.714
	LTE Band 41	20M	QPSK	1	99	Bottom Side	5	Hotspot On	3	41055(PCC) + 41253(SCC)	2636.5(PCC) + 2656.3(SCC)	19.48	20.00	1.127	62.9	1.006	0.03	0.930	1.055
	LTE Band 41	20M	QPSK	1	99	Bottom Side	5	Hotspot On	2	41292(PCC) + 41490(SCC)	2660.2(PCC) + 2680(SCC)	19.72	20.00	1.067	42.9	1.009	0.01	0.780	0.839
	LTE Band 41	20M	QPSK	1	99	Bottom Side	5	Hotspot On	2	40185(PCC) + 40383(SCC)	2549.5(PCC) + 2569.3(SCC)	19.63	20.00	1.089	42.9	1.009	-0.02	0.750	0.824
	LTE Band 41	20M	QPSK	1	99	Bottom Side	5	Hotspot On	2	39750(PCC) + 39948(SCC)	2506(PCC) + 2525.8(SCC)	19.78	20.00	1.052	42.9	1.009	0.06	0.820	0.870
	LTE Band 41	20M	QPSK	1	99	Bottom Side	5	Hotspot On	2	40620(PCC) + 40818(SCC)	2593(PCC) + 2612.8(SCC)	19.75	20.00	1.059	42.9	1.009	-0.05	0.730	0.780
	LTE Band 41	20M	QPSK	1	99	Bottom Side	5	Hotspot On	2	41055(PCC) + 41253(SCC)	2636.5(PCC) + 2656.3(SCC)	19.48	20.00	1.127	42.9	1.009	0.09	0.760	0.864



<WLAN 2.4GHz SAR>

Plot No.	Band	Mode	Test Position	Gap (mm)	Power Mode	Ch.	Freq. (MHz)	Average Power (dBm)	Tune-Up Limit (dBm)	Tune-up Scaling Factor	Duty Cycle %	Duty Cycle Scaling Factor	Power Drift (dB)	Measured 1g SAR (W/kg)	Reported 1g SAR (W/kg)
	WLAN 2.4GHz	802.11b 1Mbps	Front	5	Full	1	2412	17.53	18.00	1.114	97.59	1.025	0.11	0.312	0.356
#39	WLAN 2.4GHz	802.11b 1Mbps	Back	5	Full	1	2412	17.53	18.00	1.114	97.59	1.025	0.16	0.645	0.737
	WLAN 2.4GHz	802.11b 1Mbps	Right side	5	Full	1	2412	17.53	18.00	1.114	97.59	1.025	0.03	0.218	0.249
	WLAN 2.4GHz	802.11b 1Mbps	Top side	5	Full	1	2412	17.53	18.00	1.114	97.59	1.025	0.07	0.429	0.490

<WLAN 5GHz SAR>

Plot No.	Band	Mode	Test Position	Gap (mm)	Power Mode	Ch.	Freq. (MHz)	Average Power (dBm)	Tune-Up Limit (dBm)	Tune-up Scaling Factor	Duty Cycle %	Duty Cycle Scaling Factor	Max Area Scan SAR	Power Drift (dB)	Measured 1g SAR (W/kg)	Reported 1g SAR (W/kg)
	WLAN5.2GHz	802.11a 6Mbps	Front	5	Full	40	5200	14.49	15.00	1.125	87.66	1.141	1.25	0.03	0.260	0.334
	WLAN5.2GHz	802.11a 6Mbps	Back	5	Full	40	5200	14.49	15.00	1.125	87.66	1.141	2.69	0.08	0.780	1.001
#40	WLAN5.2GHz	802.11a 6Mbps	Back	5	Full	44	5220	14.45	15.00	1.135	87.66	1.141		-0.03	0.907	1.175
	WLAN5.2GHz	802.11a 6Mbps	Right side	5	Full	40	5200	14.49	15.00	1.125	87.66	1.141	0.187	-0.05	0.052	0.067
	WLAN5.2GHz	802.11a 6Mbps	Top side	5	Full	40	5200	14.49	15.00	1.125	87.66	1.141	0.892			
	WLAN5.8GHz	802.11a 6Mbps	Front	5	Full	149	5745	16.28	16.50	1.052	87.66	1.141	1.08	0.01	0.412	0.495
#41	WLAN5.8GHz	802.11a 6Mbps	Back	5	Full	149	5745	16.28	16.50	1.052	87.66	1.141	1.39	0.01	0.447	0.537
	WLAN5.8GHz	802.11a 6Mbps	Right side	5	Full	149	5745	16.28	16.50	1.052	87.66	1.141	0.35	0.01	0.040	0.048
	WLAN5.8GHz	802.11a 6Mbps	Top side	5	Full	149	5745	16.28	16.50	1.052	87.66	1.141	0.87			

<Bluetooth SAR>

Plot No.	Band	Mode	Test Position	Gap (mm)	Ch.	Freq. (MHz)	Average Power (dBm)	Tune-Up Limit (dBm)	Tune-up Scaling Factor	Duty Cycle %	Duty Cycle Scaling Factor	Power Drift (dB)	Measured 1g SAR (W/kg)	Reported 1g SAR (W/kg)
	Bluetooth	1Mbps	Front	5	00	2402	10.08	10.50	1.102	77.01	1.082	-0.02	0.028	0.033
#42	Bluetooth	1Mbps	Back	5	00	2402	10.08	10.50	1.102	77.01	1.082	0.02	0.064	0.077
	Bluetooth	1Mbps	Right side	5	00	2402	10.08	10.50	1.102	77.01	1.082	0.18	0.020	0.024
	Bluetooth	1Mbps	Top side	5	00	2402	10.08	10.50	1.102	77.01	1.082	-0.02	0.045	0.054



14.3 Body Worn Accessory SAR

<GSM SAR>

Plot No.	Band	Mode	Test Position	Gap (mm)	Power Mode	Ch.	Freq. (MHz)	Average Power (dBm)	Tune-Up Limit (dBm)	Tune-up Scaling Factor	Power Drift (dB)	Measured 1g SAR (W/kg)	Reported 1g SAR (W/kg)
#43	GSM850	GPRS 2 Tx slots	Front	5	P-Sensor On	251	848.8	27.30	28.00	1.175	0.02	0.625	0.734
	GSM850	GPRS 2 Tx slots	Back	5	P-Sensor On	251	848.8	27.30	28.00	1.175	-0.02	0.358	0.421
#44	GSM1900	GPRS 2 Tx slots	Front	5	P-Sensor On	810	1909.8	22.36	23.00	1.159	-0.07	0.642	0.744
	GSM1900	GPRS 2 Tx slots	Back	5	P-Sensor On	810	1909.8	22.36	23.00	1.159	0.02	0.358	0.415

<WCDMA SAR>

Plot No.	Band	Mode	Test Position	Gap (mm)	Power Mode	Ch.	Freq. (MHz)	Average Power (dBm)	Tune-Up Limit (dBm)	Tune-up Scaling Factor	Power Drift (dB)	Measured 1g SAR (W/kg)	Reported 1g SAR (W/kg)
	WCDMA Band V	RMC 12.2Kbps	Front	5	P-Sensor On	4132	826.4	20.09	20.50	1.099	-0.09	0.804	0.884
	WCDMA Band V	RMC 12.2Kbps	Front	5	P-Sensor On	4233	846.6	20.03	20.50	1.114	-0.09	0.885	0.986
#45	WCDMA Band V	RMC 12.2Kbps	Front	5	P-Sensor On	4182	836.4	20.05	20.50	1.109	-0.01	0.946	1.049
	WCDMA Band V	RMC 12.2Kbps	Back	5	P-Sensor On	4132	826.4	20.09	20.50	1.099	0.06	0.470	0.517
#46	WCDMA Band IV	RMC 12.2Kbps	Front	5	P-Sensor On	1312	1712.4	15.69	16.50	1.205	0.03	0.727	0.876
	WCDMA Band IV	RMC 12.2Kbps	Front	5	P-Sensor On	1413	1732.6	15.61	16.50	1.227	0.06	0.502	0.616
	WCDMA Band IV	RMC 12.2Kbps	Front	5	P-Sensor On	1513	1752.6	15.67	16.50	1.211	-0.06	0.584	0.707
	WCDMA Band IV	RMC 12.2Kbps	Back	5	P-Sensor On	1312	1712.4	15.69	16.50	1.205	0.09	0.447	0.539
	WCDMA Band II	RMC 12.2Kbps	Front	5	P-Sensor On	9538	1907.6	15.72	16.50	1.197	0.15	0.718	0.859
#47	WCDMA Band II	RMC 12.2Kbps	Front	5	P-Sensor On	9262	1852.4	15.45	16.50	1.274	0.05	0.801	1.020
	WCDMA Band II	RMC 12.2Kbps	Front	5	P-Sensor On	9400	1880	15.63	16.50	1.222	0.02	0.733	0.896
	WCDMA Band II	RMC 12.2Kbps	Back	5	P-Sensor On	9538	1907.6	15.72	16.50	1.197	0.02	0.484	0.579

<CDMA2000 SAR>

Plot No.	Band	Mode	Test Position	Gap (mm)	Power Mode	Ch.	Freq. (MHz)	Average Power (dBm)	Tune-Up Limit (dBm)	Tune-up Scaling Factor	Power Drift (dB)	Measured 1g SAR (W/kg)	Reported 1g SAR (W/kg)
#48	CDMA2000 BC10	RC3 SO32	Front	5	P-Sensor On	580	820.5	20.98	21.50	1.127	-0.04	0.960	1.082
	CDMA2000 BC10	RC3 SO32	Front	5	P-Sensor On	476	817.9	20.87	21.50	1.156	0.08	0.910	1.052
	CDMA2000 BC10	RC3 SO32	Front	5	P-Sensor On	684	823.1	20.89	21.50	1.151	-0.01	0.932	1.073
	CDMA2000 BC10	RC3 SO32	Back	5	P-Sensor On	580	820.5	20.98	21.50	1.127	-0.05	0.612	0.690
#49	CDMA2000 BC0	RC3 SO32	Front	5	P-Sensor On	384	836.52	20.71	21.50	1.199	-0.02	0.938	1.125
	CDMA2000 BC0	RC3 SO32	Front	5	P-Sensor On	1013	824.7	20.68	21.50	1.208	-0.04	0.912	1.102
	CDMA2000 BC0	RC3 SO32	Front	5	P-Sensor On	777	848.31	20.66	21.50	1.213	-0.06	0.835	1.013
	CDMA2000 BC0	RC3 SO32	Back	5	P-Sensor On	384	836.52	20.71	21.50	1.199	0.06	0.564	0.677
	CDMA2000 BC1	RC3 SO32	Front	5	P-Sensor On	600	1880	15.88	16.50	1.153	0.09	0.812	0.937
#50	CDMA2000 BC1	RC3 SO32	Front	5	P-Sensor On	25	1851.25	15.68	16.50	1.208	-0.02	0.830	1.002
	CDMA2000 BC1	RC3 SO32	Front	5	P-Sensor On	1175	1908.75	15.68	16.50	1.208	0.05	0.765	0.924
	CDMA2000 BC1	RC3 SO32	Back	5	P-Sensor On	600	1880	15.88	16.50	1.153	0.04	0.382	0.441



<FDD LTE SAR>

Plot No.	Band	BW (MHz)	Modulation	RB Size	RB Offset	Test Position	Gap (mm)	Power Mode	Ch.	Freq. (MHz)	Average Power (dBm)	Tune-Up Limit (dBm)	Tune-up Scaling Factor	Power Drift (dB)	Measured 1g SAR (W/kg)	Reported 1g SAR (W/kg)
#51	LTE Band 12	10M	QPSK	1	0	Front	5	P-Sensor On	23095	707.5	21.55	22.00	1.109	-0.06	0.544	0.603
	LTE Band 12	10M	QPSK	25	0	Front	5	P-Sensor On	23095	707.5	19.19	21.00	1.517	0.12	0.292	0.443
	LTE Band 12	10M	QPSK	1	0	Back	5	P-Sensor On	23095	707.5	21.55	22.00	1.109	0.03	0.329	0.365
	LTE Band 12	10M	QPSK	25	0	Back	5	P-Sensor On	23095	707.5	19.19	21.00	1.517	-0.02	0.174	0.264
#52	LTE Band 13	10M	QPSK	1	0	Front	5	P-Sensor On	23230	782	19.68	20.00	1.076	-0.18	0.520	0.560
	LTE Band 13	10M	QPSK	25	0	Front	5	P-Sensor On	23230	782	17.30	19.00	1.479	0.01	0.263	0.389
	LTE Band 13	10M	QPSK	1	0	Back	5	P-Sensor On	23230	782	19.68	20.00	1.076	-0.07	0.305	0.328
	LTE Band 13	10M	QPSK	25	0	Back	5	P-Sensor On	23230	782	17.30	19.00	1.479	0.02	0.163	0.241
#53	LTE Band 14	10M	QPSK	1	0	Front	5	P-Sensor On	23330	793	19.52	20.00	1.117	0.01	0.532	0.594
	LTE Band 14	10M	QPSK	25	0	Front	5	P-Sensor On	23330	793	17.42	19.00	1.439	0.02	0.267	0.384
	LTE Band 14	10M	QPSK	1	0	Back	5	P-Sensor On	23330	793	19.52	20.00	1.117	0.03	0.327	0.365
	LTE Band 14	10M	QPSK	25	0	Back	5	P-Sensor On	23330	793	17.42	19.00	1.439	0.08	0.169	0.243
#54	LTE Band 26	15M	QPSK	1	74	Front	5	Full	26865	831.5	23.91	24.00	1.021	0.12	1.010	1.031
	LTE Band 26	15M	QPSK	36	0	Front	5	Full	26865	831.5	22.84	23.00	1.038	-0.05	0.847	0.879
	LTE Band 26	15M	QPSK	75	0	Front	5	Full	26865	831.5	22.64	23.00	1.086	0.01	0.801	0.870
	LTE Band 26	15M	QPSK	1	74	Back	5	Full	26865	831.5	23.91	24.00	1.021	0.04	0.778	0.794
	LTE Band 26	15M	QPSK	36	0	Back	5	Full	26865	831.5	22.84	23.00	1.038	-0.09	0.520	0.540
#55	LTE Band 66	20M	QPSK	1	99	Front	5	P-Sensor On	132072	1720	15.63	16.00	1.089	-0.02	0.429	0.467
	LTE Band 66	20M	QPSK	50	0	Front	5	P-Sensor On	132072	1720	13.25	15.00	1.496	0.09	0.227	0.340
	LTE Band 66	20M	QPSK	1	99	Back	5	P-Sensor On	132072	1720	15.63	16.00	1.089	-0.09	0.225	0.245
	LTE Band 66	20M	QPSK	50	0	Back	5	P-Sensor On	132072	1720	13.25	15.00	1.496	-0.06	0.118	0.177
#56	LTE Band 25	20M	QPSK	1	0	Front	5	P-Sensor On	26590	1905	15.37	15.50	1.030	-0.09	0.748	0.771
	LTE Band 25	20M	QPSK	50	0	Front	5	P-Sensor On	26590	1905	13.14	14.50	1.368	-0.07	0.473	0.647
	LTE Band 25	20M	QPSK	1	0	Back	5	P-Sensor On	26590	1905	15.37	15.50	1.030	0.08	0.387	0.399
	LTE Band 25	20M	QPSK	50	0	Back	5	P-Sensor On	26590	1905	13.14	14.50	1.368	-0.12	0.241	0.330
#57	LTE Band 30	10M	QPSK	1	0	Front	5	P-Sensor On	27710	2310	17.44	18.00	1.138	-0.05	0.497	0.565
	LTE Band 30	10M	QPSK	25	0	Front	5	P-Sensor On	27710	2310	15.40	17.00	1.445	0.06	0.367	0.530
	LTE Band 30	10M	QPSK	1	0	Back	5	P-Sensor On	27710	2310	17.44	18.00	1.138	-0.04	0.401	0.456
	LTE Band 30	10M	QPSK	25	0	Back	5	P-Sensor On	27710	2310	15.40	17.00	1.445	-0.08	0.292	0.422
#58	LTE Band 7	20M	QPSK	1	99	Front	5	P-Sensor On	20850	2510	18.38	18.50	1.028	0.05	0.731	0.751
	LTE Band 7	20M	QPSK	50	0	Front	5	P-Sensor On	20850	2510	16.53	17.50	1.250	0.15	0.415	0.519
	LTE Band 7	20M	QPSK	1	99	Back	5	P-Sensor On	20850	2510	18.38	18.50	1.028	0.01	0.482	0.496
	LTE Band 7	20M	QPSK	50	0	Back	5	P-Sensor On	20850	2510	16.53	17.50	1.250	0.09	0.302	0.378



<TDD LTE SAR>

Plot No.	Band	BW (MHz)	Modulation	RB Size	RB Offset	Test Position	Gap (mm)	Power Mode	Power Class	Ch.	Freq. (MHz)	Average Power (dBm)	Tune-Up Limit (dBm)	Tune-up Scaling Factor	Duty Cycle %	Duty Cycle Scaling Factor	Power Drift (dB)	Measured 1g SAR (W/kg)	Reported 1g SAR (W/kg)
#59	LTE Band 41	20M	QPSK	1	0	Front	5	P-Sensor On	3	40185	2549.5	19.85	20.00	1.035	62.9	1.006	0.17	0.575	0.599
	LTE Band 41	20M	QPSK	50	0	Front	5	P-Sensor On	3	40185	2549.5	18.64	19.00	1.086	62.9	1.006	0.02	0.487	0.532
	LTE Band 41	20M	QPSK	1	0	Front	5	P-Sensor On	2	40185	2549.5	19.85	20.00	1.035	42.9	1.009	0.03	0.413	0.431
	LTE Band 41	20M	QPSK	1	99	Front	5	P-Sensor On	3	40185(PCC) + 40383(SCC)	2549.5(PCC) + 2569.3(SCC)	19.63	20.00	1.089	62.9	1.006	0.01	0.530	0.581
	LTE Band 41	20M	QPSK	1	99	Front	5	P-Sensor On	2	40185(PCC) + 40383(SCC)	2549.5(PCC) + 2569.3(SCC)	19.63	20.00	1.089	42.9	1.009	0.05	0.405	0.445
	LTE Band 41	20M	QPSK	1	0	Back	5	P-Sensor On	3	40185	2549.5	19.85	20.00	1.035	62.9	1.006	0.12	0.379	0.395
	LTE Band 41	20M	QPSK	50	0	Back	5	P-Sensor On	3	40185	2549.5	18.64	19.00	1.086	62.9	1.006	-0.05	0.323	0.353

<WLAN 2.4GHz SAR>

Plot No.	Band	Mode	Test Position	Gap (mm)	Power Mode	Ch.	Freq. (MHz)	Average Power (dBm)	Tune-Up Limit (dBm)	Tune-up Scaling Factor	Duty Cycle %	Duty Cycle Scaling Factor	Power Drift (dB)	Measured 1g SAR (W/kg)	Reported 1g SAR (W/kg)
	WLAN 2.4GHz	802.11b 1Mbps	Front	5	Full	1	2412	17.53	18.00	1.114	97.59	1.025	0.11	0.312	0.356
#60	WLAN 2.4GHz	802.11b 1Mbps	Back	5	Full	1	2412	17.53	18.00	1.114	97.59	1.025	0.16	0.645	0.737

<WLAN 5GHz SAR>

Plot No.	Band	Mode	Test Position	Gap (mm)	Power Mode	Ch.	Freq. (MHz)	Average Power (dBm)	Tune-Up Limit (dBm)	Tune-up Scaling Factor	Duty Cycle %	Duty Cycle Scaling Factor	Power Drift (dB)	Measured 1g SAR (W/kg)	Reported 1g SAR (W/kg)
	WLAN5.3GHz	802.11a 6Mbps	Front	5	Full	52	5260	16.20	16.50	1.071	87.66	1.141	-0.07	0.274	0.335
#61	WLAN5.3GHz	802.11a 6Mbps	Back	5	Full	52	5260	16.20	16.50	1.071	87.66	1.141	0.09	0.749	0.915
	WLAN5.3GHz	802.11a 6Mbps	Back	5	Full	60	5300	16.10	16.50	1.096	87.66	1.141	0.03	0.681	0.852
#62	WLAN5.5GHz	802.11a 6Mbps	Front	5	Full	140	5700	16.05	16.50	1.109	87.66	1.141	0.01	0.464	0.587
	WLAN5.5GHz	802.11a 6Mbps	Back	5	Full	140	5700	16.05	16.50	1.109	87.66	1.141	0.03	0.459	0.581
	WLAN5.8GHz	802.11a 6Mbps	Front	5	Full	149	5745	16.28	16.50	1.052	87.66	1.141	0.01	0.412	0.495
#63	WLAN5.8GHz	802.11a 6Mbps	Back	5	Full	149	5745	16.28	16.50	1.052	87.66	1.141	0.01	0.447	0.537

<Bluetooth SAR>

Plot No.	Band	Mode	Test Position	Gap (mm)	Ch.	Freq. (MHz)	Average Power (dBm)	Tune-Up Limit (dBm)	Tune-up Scaling Factor	Duty Cycle %	Duty Cycle Scaling Factor	Power Drift (dB)	Measured 1g SAR (W/kg)	Reported 1g SAR (W/kg)
	Bluetooth	1Mbps	Front	5	00	2402	10.08	10.50	1.102	77.01	1.082	-0.02	0.028	0.033
#64	Bluetooth	1Mbps	Back	5	00	2402	10.08	10.50	1.102	77.01	1.082	0.02	0.064	0.077



14.4 Product specific 10g SAR

<GSM SAR>

Plot No.	Band	Mode	Test Position	Gap (mm)	Power Mode	Ch.	Freq. (MHz)	Average Power (dBm)	Tune-Up Limit (dBm)	Tune-up Scaling Factor	Power Drift (dB)	Measured 10g SAR (W/kg)	Reported 10g SAR (W/kg)
	GSM1900	GPRS 2 Tx slots	Front	0	Full	810	1909.8	26.88	27.50	1.153	0.01	2.890	3.333
	GSM1900	GPRS 2 Tx slots	Front	0	Full	512	1850.2	26.65	27.50	1.216	0.02	2.580	3.138
#65	GSM1900	GPRS 2 Tx slots	Front	0	Full	661	1880	26.79	27.50	1.178	-0.12	3.040	3.580
	GSM1900	GPRS 2 Tx slots	Bottom Side	0	Full	810	1909.8	26.88	27.50	1.153	-0.02	2.190	2.526
	GSM1900	GPRS 2 Tx slots	Bottom Side	0	Full	512	1850.2	26.65	27.50	1.216	-0.12	2.160	2.627
	GSM1900	GPRS 2 Tx slots	Bottom Side	0	Full	661	1880	26.79	27.50	1.178	0.10	2.540	2.991

<WCDMA SAR>

Plot No.	Band	Mode	Test Position	Gap (mm)	Power Mode	Ch.	Freq. (MHz)	Average Power (dBm)	Tune-Up Limit (dBm)	Tune-up Scaling Factor	Power Drift (dB)	Measured 10g SAR (W/kg)	Reported 10g SAR (W/kg)
#66	WCDMA Band V	RMC 12.2Kbps	Front	0	Full	4132	826.4	23.64	24.50	1.219	0.03	1.290	1.572
	WCDMA Band V	RMC 12.2Kbps	Back	0	Full	4132	826.4	23.64	24.50	1.219	0.06	0.810	0.987
#67	WCDMA Band IV	RMC 12.2Kbps	Front	0	Handheld On	1312	1712.4	20.26	20.50	1.057	0.05	3.420	3.614
	WCDMA Band IV	RMC 12.2Kbps	Front	0	Handheld On	1413	1732.6	20.22	20.50	1.067	0.06	2.530	2.698
	WCDMA Band IV	RMC 12.2Kbps	Front	0	Handheld On	1513	1752.6	20.23	20.50	1.064	-0.06	2.910	3.097
	WCDMA Band IV	RMC 12.2Kbps	Back	0	Handheld On	1312	1712.4	20.26	20.50	1.057	0.05	1.460	1.543
	WCDMA Band IV	RMC 12.2Kbps	Bottom Side	0	Handheld On	1312	1712.4	20.26	20.50	1.057	0.11	2.580	2.727
	WCDMA Band IV	RMC 12.2Kbps	Bottom Side	0	Handheld On	1413	1732.6	20.22	20.50	1.067	0.11	2.440	2.602
	WCDMA Band IV	RMC 12.2Kbps	Bottom Side	0	Handheld On	1513	1752.6	20.23	20.50	1.064	0.11	2.760	2.937
	WCDMA Band II	RMC 12.2Kbps	Front	0	Handheld On	9538	1907.6	21.47	21.50	1.007	0.01	3.520	3.544
#68	WCDMA Band II	RMC 12.2Kbps	Front	0	Handheld On	9262	1852.4	21.23	21.50	1.064	0.05	3.430	3.650
	WCDMA Band II	RMC 12.2Kbps	Front	0	Handheld On	9400	1880	21.42	21.50	1.019	0.02	3.350	3.412
	WCDMA Band II	RMC 12.2Kbps	Back	0	Handheld On	9538	1907.6	21.47	21.50	1.007	-0.05	2.360	2.376
	WCDMA Band II	RMC 12.2Kbps	Back	0	Handheld On	9262	1852.4	21.23	21.50	1.064	0.01	2.450	2.607
	WCDMA Band II	RMC 12.2Kbps	Back	0	Handheld On	9400	1880	21.42	21.50	1.019	0.07	2.320	2.363
	WCDMA Band II	RMC 12.2Kbps	Bottom Side	0	Handheld On	9538	1907.6	21.47	21.50	1.007	0.08	2.230	2.245
	WCDMA Band II	RMC 12.2Kbps	Bottom Side	0	Handheld On	9262	1852.4	21.23	21.50	1.064	0.07	2.200	2.341
	WCDMA Band II	RMC 12.2Kbps	Bottom Side	0	Handheld On	9400	1880	21.42	21.50	1.019	0.08	2.380	2.424



<CDMA2000 SAR>

Plot No.	Band	Mode	Test Position	Gap (mm)	Power Mode	Ch.	Freq. (MHz)	Average Power (dBm)	Tune-Up Limit (dBm)	Tune-up Scaling Factor	Power Drift (dB)	Measured 10g SAR (W/kg)	Reported 10g SAR (W/kg)
#69	CDMA2000 BC10	RTAP 153.6Kbps	Front	0	Full	580	820.5	23.93	24.50	1.140	0.01	1.070	1.220
	CDMA2000 BC10	RTAP 153.6Kbps	Back	0	Full	580	820.5	23.93	24.50	1.140	0.07	0.850	0.969
	CDMA2000 BC10	RTAP 153.6Kbps	Bottom Side	0	Full	580	820.5	23.93	24.50	1.140	-0.02	0.810	0.924
#70	CDMA2000 BC0	RTAP 153.6Kbps	Front	0	Full	384	836.52	23.83	24.50	1.167	0.04	1.190	1.389
	CDMA2000 BC0	RTAP 153.6Kbps	Back	0	Full	384	836.52	23.83	24.50	1.167	-0.1	0.910	1.062
	CDMA2000 BC0	RTAP 153.6Kbps	Bottom Side	0	Full	384	836.52	23.83	24.50	1.167	-0.05	0.835	0.974
#71	CDMA2000 BC1	RTAP 153.6Kbps	Front	0	Handheld On	600	1880	20.95	21.50	1.135	0.15	3.090	3.507
	CDMA2000 BC1	RTAP 153.6Kbps	Front	0	Handheld On	25	1851.25	20.91	21.50	1.146	0.07	3.060	3.505
	CDMA2000 BC1	RTAP 153.6Kbps	Front	0	Handheld On	1175	1908.75	20.92	21.50	1.143	0.08	3.030	3.463
	CDMA2000 BC1	RTAP 153.6Kbps	Back	0	Handheld On	600	1880	20.95	21.50	1.135	0.07	1.730	1.964
	CDMA2000 BC1	RTAP 153.6Kbps	Bottom Side	0	Handheld On	600	1880	20.95	21.50	1.135	0.08	2.870	3.257
	CDMA2000 BC1	RTAP 153.6Kbps	Bottom Side	0	Handheld On	25	1851.25	20.91	21.50	1.146	0.04	2.570	2.944
	CDMA2000 BC1	RTAP 153.6Kbps	Bottom Side	0	Handheld On	1175	1908.75	20.92	21.50	1.143	0.07	2.690	3.074



<FDD LTE SAR>

Plot No.	Band	BW (MHz)	Modulation	RB Size	RB Offset	Test Position	Gap (mm)	Power Mode	Ch.	Freq. (MHz)	Average Power (dBm)	Tune-Up Limit (dBm)	Tune-up Scaling Factor	Power Drift (dB)	Measured 10g SAR (W/kg)	Reported 10g SAR (W/kg)
#72	LTE Band 13	10M	QPSK	1	0	Front	0	Full	23230	782	23.70	24.00	1.072	0.03	1.390	1.489
	LTE Band 13	10M	QPSK	25	0	Front	0	Full	23230	782	22.53	23.00	1.114	0.01	0.810	0.903
#73	LTE Band 14	10M	QPSK	1	0	Front	0	Full	23330	793	23.83	24.00	1.040	-0.05	1.140	1.186
	LTE Band 14	10M	QPSK	25	25	Front	0	Full	23330	793	22.77	23.00	1.054	-0.03	0.759	0.800
#74	LTE Band 66	20M	QPSK	1	99	Bottom Side	0	Handheld On	132072	1720	19.41	19.50	1.021	0.01	3.030	3.093
	LTE Band 66	20M	QPSK	1	99	Bottom Side	0	Handheld On	132322	1745	19.34	19.50	1.038	0.01	2.980	3.092
	LTE Band 66	20M	QPSK	1	99	Bottom Side	0	Handheld On	132572	1770	19.20	19.50	1.072	0.01	2.650	2.840
	LTE Band 66	20M	QPSK	50	0	Bottom Side	0	Handheld On	132072	1720	17.54	18.50	1.247	0.09	1.970	2.457
	LTE Band 66	20M	QPSK	50	0	Bottom Side	0	Handheld On	132322	1745	17.44	18.50	1.276	0.01	1.870	2.387
	LTE Band 66	20M	QPSK	50	0	Bottom Side	0	Handheld On	132572	1770	17.44	18.50	1.276	0.01	1.650	2.106
	LTE Band 66	20M	QPSK	100	0	Bottom Side	0	Handheld On	132072	1720	17.53	18.50	1.250	0.09	2.020	2.526
	LTE Band 25	20M	QPSK	1	0	Front	0	Handheld On	26590	1905	19.97	20.50	1.130	0.05	2.050	2.316
	LTE Band 25	20M	QPSK	1	0	Front	0	Handheld On	26140	1860	19.77	20.50	1.183	0.08	2.090	2.473
#75	LTE Band 25	20M	QPSK	1	0	Front	0	Handheld On	26340	1880	19.94	20.50	1.138	-0.04	2.200	2.503
	LTE Band 25	20M	QPSK	50	0	Front	0	Handheld On	26590	1905	17.99	19.50	1.416	0.15	1.270	1.798
	LTE Band 25	20M	QPSK	100	0	Front	0	Handheld On	26590	1905	17.89	19.50	1.449	0.03	1.270	1.840
	LTE Band 25	20M	QPSK	1	0	Back	0	Handheld On	26590	1905	19.97	20.50	1.130	0.06	1.510	1.706
	LTE Band 25	20M	QPSK	50	0	Back	0	Handheld On	26590	1905	17.99	19.50	1.416	0.16	0.943	1.335
	LTE Band 25	20M	QPSK	1	0	Bottom Side	0	Handheld On	26590	1905	19.97	20.50	1.130	-0.12	1.870	2.113
	LTE Band 25	20M	QPSK	1	0	Bottom Side	0	Handheld On	26140	1860	19.77	20.50	1.183	0.06	1.810	2.141
	LTE Band 25	20M	QPSK	1	0	Bottom Side	0	Handheld On	26340	1880	19.94	20.50	1.138	0.07	2.060	2.344
	LTE Band 25	20M	QPSK	50	0	Bottom Side	0	Handheld On	26590	1905	17.99	19.50	1.416	-0.05	1.110	1.572
	LTE Band 25	20M	QPSK	100	0	Bottom Side	0	Handheld On	26590	1905	17.89	19.50	1.449	0.05	1.110	1.608
#76	LTE Band 30	10M	QPSK	1	0	Bottom Side	0	Handheld On	27710	2310	21.13	22.00	1.222	0.01	2.570	3.140
	LTE Band 30	10M	QPSK	25	0	Bottom Side	0	Handheld On	27710	2310	19.54	21.00	1.400	0.05	1.580	2.211
	LTE Band 30	10M	QPSK	50	0	Bottom Side	0	Handheld On	27710	2310	19.64	21.00	1.368	0.05	1.430	1.956
	LTE Band 7	20M	QPSK	1	99	Front	0	Full	20850	2510	24.21	24.50	1.069	0.05	3.390	3.624
	LTE Band 7	20M	QPSK	1	99	Front	0	Full	21100	2535	24.20	24.50	1.072	0.01	3.390	3.632
#77	LTE Band 7	20M	QPSK	1	99	Front	0	Full	21350	2560	24.04	24.50	1.112	0.09	3.300	3.669
	LTE Band 7	20M	QPSK	50	0	Front	0	Full	20850	2510	23.04	23.50	1.112	0.03	2.080	2.312
	LTE Band 7	20M	QPSK	50	0	Front	0	Full	21100	2535	22.91	23.50	1.146	0.01	1.980	2.268
	LTE Band 7	20M	QPSK	50	0	Front	0	Full	21350	2560	22.82	23.50	1.169	0.09	2.010	2.351
	LTE Band 7	20M	QPSK	100	0	Front	0	Full	20850	2510	23.00	23.50	1.122	0.01	2.050	2.300
	LTE Band 7	20M	QPSK	1	99	Back	0	Full	20850	2510	24.21	24.50	1.069	0.03	2.070	2.213
	LTE Band 7	20M	QPSK	1	99	Back	0	Full	21100	2535	24.20	24.50	1.072	0.05	2.030	2.175
	LTE Band 7	20M	QPSK	1	99	Back	0	Full	21350	2560	24.04	24.50	1.112	0.11	1.980	2.201
	LTE Band 7	20M	QPSK	50	0	Back	0	Full	20850	2510	23.04	23.50	1.112	0.08	1.250	1.390
	LTE Band 7	20M	QPSK	100	0	Back	0	Full	20850	2510	23.00	23.50	1.122	-0.01	1.310	1.470
	LTE Band 7	20M	QPSK	1	99	Left Side	0	Full	20850	2510	24.21	24.50	1.069	0.02	1.330	1.422
	LTE Band 7	20M	QPSK	50	0	Left Side	0	Full	20850	2510	23.04	23.50	1.112	0.05	0.910	1.012
	LTE Band 7	20M	QPSK	1	99	Bottom Side	0	Full	20850	2510	23.91	24.50	1.146	0.06	1.410	1.615
	LTE Band 7	20M	QPSK	50	0	Bottom Side	0	Full	20850	2510	23.04	23.50	1.112	-0.08	0.890	0.989



<TDD LTE SAR>

Plot No.	Band	BW (MHz)	Modulation	RB Size	RB Offset	Test Position	Gap (mm)	Power Mode	Power Class	Ch.	Freq. (MHz)	Average Power (dBm)	Tune-Up Limit (dBm)	Tune-up Scaling Factor	Duty Cycle %	Duty Cycle Scaling Factor	Power Drift (dB)	Measured 10g SAR (W/kg)	Reported 10g SAR (W/kg)
	LTE Band 41	20M	QPSK	1	0	Front	0	Full	3	40185	2549.5	22.89	23.00	1.026	62.9	1.006	-0.1	2.500	2.580
	LTE Band 41	20M	QPSK	1	0	Front	0	Full	3	39750	2506	22.85	23.00	1.035	62.9	1.006	0.03	2.500	2.603
	LTE Band 41	20M	QPSK	1	0	Front	0	Full	3	40620	2593	22.16	23.00	1.213	62.9	1.006	0.06	2.490	3.039
	LTE Band 41	20M	QPSK	1	0	Front	0	Full	3	41055	2636.5	22.31	23.00	1.172	62.9	1.006	0.01	2.760	3.255
#78	LTE Band 41	20M	QPSK	1	0	Front	0	Full	3	41490	2680	21.83	23.00	1.309	62.9	1.006	0.05	2.650	3.490
	LTE Band 41	20M	QPSK	50	24	Front	0	Full	3	40185	2549.5	21.85	22.00	1.035	62.9	1.006	0.01	1.420	1.479
	LTE Band 41	20M	QPSK	100	0	Front	0	Full	3	40185	2549.5	21.94	22.00	1.014	62.9	1.006	0.03	1.410	1.438
	LTE Band 41	20M	QPSK	1	0	Back	0	Full	3	40185	2549.5	22.89	23.00	1.026	62.9	1.006	0.02	1.350	1.393
	LTE Band 41	20M	QPSK	50	24	Back	0	Full	3	40185	2549.5	21.85	22.00	1.035	62.9	1.006	0.05	0.810	0.843
	LTE Band 41	20M	QPSK	1	0	Bottom Side	0	Full	3	40185	2549.5	22.89	23.00	1.026	62.9	1.006	-0.16	1.370	1.414
	LTE Band 41	20M	QPSK	50	24	Bottom Side	0	Full	3	40185	2549.5	21.85	22.00	1.035	62.9	1.006	-0.03	0.805	0.838
	LTE Band 41	20M	QPSK	1	0	Front	0	Full	2	41490	2680	24.83	25.00	1.040	42.9	1.009	0.03	3.150	3.305
	LTE Band 41	20M	QPSK	1	0	Front	0	Full	2	40185	2549.5	24.86	25.00	1.033	42.9	1.009	0.05	2.880	3.001
	LTE Band 41	20M	QPSK	1	0	Front	0	Full	2	39750	2506	24.71	25.00	1.069	42.9	1.009	-0.02	2.850	3.074
	LTE Band 41	20M	QPSK	1	0	Front	0	Full	2	40620	2593	24.76	25.00	1.057	42.9	1.009	-0.05	2.780	2.964
	LTE Band 41	20M	QPSK	1	0	Front	0	Full	2	41055	2636.5	24.63	25.00	1.089	42.9	1.009	0.09	3.130	3.439
	LTE Band 41	20M	QPSK	1	99	Front	0	Full	3	41292(PCC) + 41490(SCC)	2660.2(PCC) + 2680(SCC)	22.83	23.00	1.040	62.9	1.006	0.03	2.380	2.490
	LTE Band 41	20M	QPSK	1	99	Front	0	Full	3	40185(PCC) + 40383(SCC)	2549.5(PCC) + 2569.3(SCC)	22.72	23.00	1.067	62.9	1.006	0.05	2.310	2.479
	LTE Band 41	20M	QPSK	1	99	Front	0	Full	3	39750(PCC) + 39948(SCC)	2506(PCC) + 2525.8(SCC)	22.72	23.00	1.067	62.9	1.006	-0.02	2.420	2.597
	LTE Band 41	20M	QPSK	1	99	Front	0	Full	3	40620(PCC) + 40818(SCC)	2593(PCC) + 2612.8(SCC)	22.87	23.00	1.030	62.9	1.006	-0.05	2.120	2.198
	LTE Band 41	20M	QPSK	1	99	Front	0	Full	3	41055(PCC) + 41253(SCC)	2636.5(PCC) + 2656.3(SCC)	22.57	23.00	1.104	62.9	1.006	0.09	2.580	2.866
	LTE Band 41	20M	QPSK	1	99	Front	0	Full	2	41292(PCC) + 41490(SCC)	2660.2(PCC) + 2680(SCC)	23.04	25.00	1.570	42.9	1.009	0.01	1.780	2.820
	LTE Band 41	20M	QPSK	1	99	Front	0	Full	2	40185(PCC) + 40383(SCC)	2549.5(PCC) + 2569.3(SCC)	23.22	25.00	1.507	42.9	1.009	0.08	1.650	2.508
	LTE Band 41	20M	QPSK	1	99	Front	0	Full	2	39750(PCC) + 39948(SCC)	2506(PCC) + 2525.8(SCC)	23.48	25.00	1.419	42.9	1.009	-0.05	1.710	2.448
	LTE Band 41	20M	QPSK	1	99	Front	0	Full	2	40620(PCC) + 40818(SCC)	2593(PCC) + 2612.8(SCC)	23.45	25.00	1.429	42.9	1.009	0.01	1.660	2.393
	LTE Band 41	20M	QPSK	1	99	Front	0	Full	2	41055(PCC) + 41253(SCC)	2636.5(PCC) + 2656.3(SCC)	23.04	25.00	1.570	42.9	1.009	0.05	1.650	2.614



<WLAN 5GHz SAR>

Plot No.	Band	Mode	Test Position	Gap (mm)	Power Mode	Ch.	Freq. (MHz)	Average Power (dBm)	Tune-Up Limit (dBm)	Tune-up Scaling Factor	Duty Cycle %	Duty Cycle Scaling Factor	Max Area Scan SAR	Power Drift (dB)	Measured 10g SAR (W/kg)	Reported 10g SAR (W/kg)
#79	WLAN 5.3GHz	802.11a 6Mbps	Front	0	Full	52	5260	16.20	16.50	1.071	87.66	1.141	4.66	0.09	0.675	0.825
	WLAN 5.3GHz	802.11a 6Mbps	Back	0	Full	52	5260	16.20	16.50	1.071	87.66	1.141	3.85	0.05	0.583	0.712
	WLAN 5.3GHz	802.11a 6Mbps	Right side	0	Full	52	5260	16.20	16.50	1.071	87.66	1.141	0.163			
	WLAN 5.3GHz	802.11a 6Mbps	Top side	0	Full	52	5260	16.20	16.50	1.071	87.66	1.141	3.153			
#80	WLAN5.5GHz	802.11a 6Mbps	Front	0	Full	140	5700	16.05	16.50	1.109	87.66	1.141	6.85	0.01	0.623	0.788
	WLAN5.5GHz	802.11a 6Mbps	Back	0	Full	140	5700	16.05	16.50	1.109	87.66	1.141	3.28	0.03	0.389	0.492
	WLAN5.5GHz	802.11a 6Mbps	Right side	0	Full	140	5700	16.05	16.50	1.109	87.66	1.141	1.25			
	WLAN5.5GHz	802.11a 6Mbps	Top side	0	Full	140	5700	16.05	16.50	1.109	87.66	1.141	2.52			



14.5 TDD LTE Band 41(HPUE) Linearity Data Analysis

LTE Band 41(HPUE)-Linearity Data for Head		
Mode	LTE Band 41 (Power Class 3)	LTE Band 41 (Power Class 2)
Maximum Tune up Power (dBm)	23.00	25.00
Reported 1g SAR (W/kg)	0.199	0.195
Duty Cycle	63.30%	43.30%
Frame Averaged (mW)	126.30	136.93
Linearity SAR (W/kg)	0.216	
% deviation from expected linearity		-9.61%

LTE Band 41(HPUE)-Linearity Data for Hotspot		
Mode	LTE Band 41 (Power Class 3)	LTE Band 41 (Power Class 2)
Maximum Tune up Power (dBm)	20.00	20.00
Reported 1g SAR (W/kg)	1.164	0.874
Duty Cycle	63.30%	43.30%
Frame Averaged (mW)	63.30	43.30
Linearity SAR (W/kg)	0.796	
% deviation from expected linearity		9.77%



LTE Band 41(HPUE)-Linearity Data for Body-worn		
Mode	LTE Band 41 (Power Class 3)	LTE Band 41 (Power Class 2)
Maximum Tune up Power (dBm)	20.00	20.00
Reported 1g SAR (W/kg)	0.599	0.445
Duty Cycle	63.30%	43.30%
Frame Averaged (mW)	63.30	43.30
Linearity SAR (W/kg)	0.410	
% deviation from expected linearity		8.60%

LTE Band 41(HPUE)-Linearity Data for Product specific 10g SAR		
Mode	LTE Band 41 (Power Class 3)	LTE Band 41 (Power Class 2)
Maximum Tune up Power (dBm)	23.00	25.00
Reported 10g SAR (W/kg)	3.490	3.439
Duty Cycle	63.30%	43.30%
Frame Averaged (mW)	126.30	136.93
Linearity SAR (W/kg)	3.784	
% deviation from expected linearity		-9.11%

General Note:

1. The device can adjust uplink/downlink configuration automatically according to the transmitting power class level for LTE band 41.
2. According to TCB Workshop May 2017, Rel. 14 has introduced HPUE Power Class 2 for Band 41. HPUE Power Class 2 does not support uplink downlink configurations 0 and 6.
3. Power class 3 is expected to be the dominant use configuration; therefore, SAR should be tested as normally required.
4. Power class 2 is tested using the highest SAR test configuration in power class 3 of each LTE configuration and exposure condition combination, according to the highest time averaged power for all applicable uplink-downlink configurations in power class 2.
5. Separate SAR testing for Power Class 2 is not required when
 - the reported SAR vs. output power can be linearly scaled with < 10%
 - discrepancy between power classes and all *reported* 1g SAR are < 1.4 W/kg (The same procedures should be adapted for measurements according to extremity limits by applying a factor of 2.5 for extremity exposure.)

14.6 Repeated SAR Measurement

<1g SAR>

No.	Band	Mode	BW (MHz)	Modulation	RB Size	RB Offset	Test Position	Gap (mm)	Power Mode	Ch.	Freq. (MHz)	Average Power (dBm)	Tune-Up Limit (dBm)	Tune-up Scaling Factor	Duty Cycle %	Duty Cycle Scaling Factor	Power Drift (dB)	Measured 1g SAR (W/kg)	Ratio	Reported 1g SAR (W/kg)
1st	LTE Band 26	-	15M	QPSK	1	74	Front	5	Full	26865	831.5	23.91	24.00	1.021	-	-	0.12	1.010	1	1.031
2nd	LTE Band 26	-	15M	QPSK	1	74	Front	5	Full	26865	831.5	23.91	24.00	1.021	-	-	0.03	0.980	1.031	1.001
1st	LTE Band 25	-	20M	QPSK	1	0	Bottom Side	5	Hotspot On	26140	1860	14.97	15.50	1.130	-	-	-0.03	0.969	1	1.095
2nd	LTE Band 25	-	20M	QPSK	1	0	Bottom Side	5	Hotspot On	26140	1860	14.97	15.50	1.130	-	-	-0.03	0.961	1.008	1.086
1st	LTE Band 41	-	20M	QPSK	1	0	Bottom Side	5	Hotspot On	41490	2680	19.82	20.00	1.042	62.9	1.006	0.04	1.110	1	1.164
2nd	LTE Band 41	-	20M	QPSK	1	0	Bottom Side	5	Hotspot On	41490	2680	19.82	20.00	1.042	62.9	1.006	0.04	1.080	1.028	1.132
1st	WLAN5.2GHz	802.11a 6Mbps	-	-	-	-	Back	5	Full	44	5200	14.45	15.00	1.135	87.66	1.141	-0.03	0.907	1	1.175
2nd	WLAN5.2GHz	802.11a 6Mbps	-	-	-	-	Back	5	Full	44	5200	14.45	15.00	1.135	87.66	1.141	-0.03	0.905	1.002	1.172

<10g SAR>

No.	Band	Mode	BW (MHz)	Modulation	RB Size	RB Offset	Test Position	Gap (mm)	Power Mode	Ch.	Freq. (MHz)	Average Power (dBm)	Tune-Up Limit (dBm)	Tune-up Scaling Factor	Power Drift (dB)	Measured 10g SAR (W/kg)	Ratio	Reported 10g SAR (W/kg)
1st	WCDMA Band IV	RMC 12.2Kbps	-	-	-	-	Front	0	Handheld On	1312	1712.4	20.26	20.50	1.057	0.05	3.420	1	3.614
2nd	WCDMA Band IV	RMC 12.2Kbps	-	-	-	-	Front	0	Handheld On	1312	1712.4	20.26	20.50	1.057	0.05	3.360	1.018	3.551
1st	WCDMA Band II	RMC 12.2Kbps	-	-	-	-	Front	0	Handheld On	9538	1907.6	21.47	21.50	1.007	0.01	3.520	1	3.544
2nd	WCDMA Band II	RMC 12.2Kbps	-	-	-	-	Front	0	Handheld On	9538	1907.6	21.47	21.50	1.007	0.01	3.450	1.020	3.474
1st	LTE Band 30	-	10M	QPSK	1	0	Bottom Side	0	Handheld On	27710	2310	21.13	22.00	1.222	0.01	2.570	1	3.14
2nd	LTE Band 30	-	10M	QPSK	1	0	Bottom Side	0	Handheld On	27710	2310	21.13	22.00	1.222	0.01	2.450	1.049	2.993
1st	LTE Band 7	-	20M	QPSK	1	99	Front	0	Full	21100	2535	24.20	24.50	1.072	0.01	3.390	1	3.632
2nd	LTE Band 7	-	20M	QPSK	1	99	Front	0	Full	21100	2535	24.20	24.50	1.072	0.01	3.350	1.012	3.59

General Note:

1. Per KDB 865664 D01v01r04, for each frequency band, repeated SAR measurement is required only when the measured SAR is $\geq 0.8W/kg$.
2. Per KDB 865664 D01v01r04, if the ratio among the repeated measurement is ≤ 1.2 and the measured SAR $< 1.45W/kg$, only one repeated measurement is required.
3. Per KDB 865664 D01v01r04, if the extremity repeated SAR is necessary, the same procedures should be adapted for measurements according to extremity and occupational exposure limits by applying a factor of 2.5 for extremity exposure and a factor of 5 for occupational exposure to the corresponding SAR thresholds.
4. The ratio is the difference in percentage between original and repeated *measured SAR*.
5. All measurement SAR result is scaled-up to account for tune-up tolerance and is compliant.

15. Simultaneous Transmission Analysis

No.	Simultaneous Transmission Configurations	Portable Handset				Note
		Head	Body-worn	Hotspot	Product specific 10g SAR	
1.	GSM Voice + WLAN2.4GHz	Yes	Yes			
2.	GPRS/EDGE + WLAN2.4GHz	Yes	Yes	Yes	Yes	WLAN Hotspot
3.	WCDMA + WLAN2.4GHz	Yes	Yes	Yes	Yes	WLAN Hotspot
4.	CDMA + WLAN2.4GHz	Yes	Yes	Yes	Yes	WLAN Hotspot
5.	LTE + WLAN2.4GHz	Yes	Yes	Yes	Yes	WLAN Hotspot
6.	GSM Voice + WLAN5.3/5.5GHz	Yes	Yes			
7.	GPRS/EDGE + WLAN5.3/5.5GHz	Yes	Yes		Yes	WLAN Direct (GC only)
8.	WCDMA + WLAN5.3/5.5GHz	Yes	Yes		Yes	WLAN Direct (GC only)
9.	CDMA + WLAN5.3/5.5GHz	Yes	Yes		Yes	WLAN Direct (GC only)
10.	LTE + WLAN5.3/5.5GHz	Yes	Yes		Yes	WLAN Direct (GC only)
11.	GSM Voice + WLAN5.2/5.8GHz	Yes	Yes			
12.	GPRS/EDGE + WLAN5.2/5.8GHz	Yes	Yes	Yes	Yes	WLAN Hotspot/Direct(GC/GO)
13.	WCDMA + WLAN5.2/5.8GHz	Yes	Yes	Yes	Yes	WLAN Hotspot/Direct(GC/GO)
14.	CDMA + WLAN5.2/5.8GHz	Yes	Yes	Yes	Yes	WLAN Hotspot/Direct(GC/GO)
15.	LTE + WLAN5.2/5.8GHz	Yes	Yes	Yes	Yes	WLAN Hotspot/Direct(GC/GO)
16.	GSM Voice + Bluetooth		Yes			
17.	GPRS/EDGE + Bluetooth		Yes	Yes	Yes	BT Tethering
18.	WCDMA + Bluetooth		Yes	Yes	Yes	BT Tethering
19.	CDMA + Bluetooth		Yes	Yes	Yes	BT Tethering
20.	LTE + Bluetooth		Yes	Yes	Yes	BT Tethering

General Note:

1. This device supports VoIP in GPRS, EGPRS, CDMA, WCDMA and LTE (e.g. for 3rd-party VoIP), LTE supports VoLTE operation.
2. EUT will choose each GSM, WCDMA, CDMA and LTE according to the network signal condition; therefore, they will not operate simultaneously at any moment.
3. This device 2.4GHz WLAN support hotspot operation and Bluetooth support tethering applications.
4. This device 2.4GHz WLAN/ 5.2GHz WLAN/5.8GHz WLAN support hotspot operation, and 5.2GHz WLAN/5.8GHz WLAN supports WLAN Direct (GC/GO), and 5.3GHz / 5.5GHz supports WLAN Direct (GC only).
5. EUT will choose either WLAN 2.4GHz or WLAN 5GHz according to the network signal condition; therefore, 2.4GHz WLAN and 5GHz WLAN will not operate simultaneously at any moment though they have independent antenna.
6. WLAN 2.4GHz and Bluetooth share the same antenna so can't transmit simultaneously.
7. According to the EUT character, WLAN 5GHz and Bluetooth can't transmit simultaneously.
8. Chose the worst zoom scan SAR of WLAN correspondingly for co-located with WWAN analysis.
9. The reported SAR summation is calculated based on the same configuration and test position.
10. Per KDB 447498 D01v06, simultaneous transmission SAR is compliant if,
 - i) 1g Scalar SAR summation < 1.6W/kg and 10g Scalar SAR summation < 4.0W/kg.
 - ii) $SPLSR = (SAR1 + SAR2)^{1.5} / (\text{min. separation distance, mm})$, and the peak separation distance is determined from the square root of $[(x1-x2)^2 + (y1-y2)^2 + (z1-z2)^2]$, where (x1, y1, z1) and (x2, y2, z2) are the coordinates of the extrapolated peak SAR locations in the zoom scan.
 - iii) If $SPLSR \leq 0.04$ for 1g SAR, $SPLSR \leq 0.10$ for 10g SAR simultaneously transmission SAR measurement is not necessary.
 - iv) Simultaneously transmission SAR measurement, and the reported multi-band 1g SAR < 1.6W/kg and 10g SAR < 4.0W/kg.
 - v) The SPLSR calculated results please refer to section 15.5.



15.1 Head Exposure Conditions

WWAN Band		Exposure Position	1	2	3	1+2		1+3			
			WWAN 1g SAR (W/kg)	2.4GHz WLAN 1g SAR (W/kg)	5GHz WLAN 1g SAR (W/kg)	Summed 1g SAR (W/kg)	SPLSR	Case No	Summed 1g SAR (W/kg)	SPLSR	Case No
GSM	GSM850	Right Cheek	0.283	0.868	0.988	1.15			1.27		
		Right Tilted	0.164	0.520	0.988	0.68			1.15		
		Left Cheek	0.211	0.868	0.988	1.08			1.20		
		Left Tilted	0.157	0.792	0.881	0.95			1.04		
	GSM1900	Right Cheek	0.074	0.868	0.988	0.94			1.06		
		Right Tilted	0.025	0.520	0.988	0.55			1.01		
		Left Cheek	0.061	0.868	0.988	0.93			1.05		
		Left Tilted	0.043	0.792	0.881	0.84			0.92		
WCDMA	Band V	Right Cheek	0.069	0.868	0.988	0.94			1.06		
		Right Tilted	0.053	0.520	0.988	0.57			1.04		
		Left Cheek	0.171	0.868	0.988	1.04			1.16		
		Left Tilted	0.133	0.792	0.881	0.93			1.01		
	Band IV	Right Cheek	0.170	0.868	0.988	1.04			1.16		
		Right Tilted	0.060	0.520	0.988	0.58			1.05		
		Left Cheek	0.206	0.868	0.988	1.07			1.19		
		Left Tilted	0.099	0.792	0.881	0.89			0.98		
	Band II	Right Cheek	0.149	0.868	0.988	1.02			1.14		
		Right Tilted	0.058	0.520	0.988	0.58			1.05		
		Left Cheek	0.177	0.868	0.988	1.05			1.17		
		Left Tilted	0.107	0.792	0.881	0.90			0.99		
CDMA2000	BC10	Right Cheek	0.450	0.868	0.988	1.32			1.44		
		Right Tilted	0.231	0.520	0.988	0.75			1.22		
		Left Cheek	0.358	0.868	0.988	1.23			1.35		
		Left Tilted	0.243	0.792	0.881	1.04			1.12		
	BC0	Right Cheek	0.409	0.868	0.988	1.28			1.40		
		Right Tilted	0.197	0.520	0.988	0.72			1.19		
		Left Cheek	0.306	0.868	0.988	1.17			1.29		
		Left Tilted	0.204	0.792	0.881	1.00			1.09		
	BC1	Right Cheek	0.146	0.868	0.988	1.01			1.13		
		Right Tilted	0.051	0.520	0.988	0.57			1.04		
		Left Cheek	0.142	0.868	0.988	1.01			1.13		
		Left Tilted	0.118	0.792	0.881	0.91			1.00		



WWAN Band	Exposure Position	1	2	3	1+2			1+3			
		WWAN	2.4GHz WLAN	5GHz WLAN	Summed 1g SAR (W/kg)	SPLSR	Case No	Summed 1g SAR (W/kg)	SPLSR	Case No	
		1g SAR (W/kg)	1g SAR (W/kg)	1g SAR (W/kg)							
LTE	Band 12	Right Cheek	0.295	0.868	0.988	1.16			1.28		
		Right Tilted	0.148	0.520	0.988	0.67			1.14		
		Left Cheek	0.128	0.868	0.988	1.00			1.12		
		Left Tilted	0.049	0.792	0.881	0.84			0.93		
	Band 13	Right Cheek	0.432	0.868	0.988	1.30			1.42		
		Right Tilted	0.096	0.520	0.988	0.62			1.08		
		Left Cheek	0.211	0.868	0.988	1.08			1.20		
		Left Tilted	0.081	0.792	0.881	0.87			0.96		
	Band 14	Right Cheek	0.354	0.868	0.988	1.22			1.34		
		Right Tilted	0.219	0.520	0.988	0.74			1.21		
		Left Cheek	0.348	0.868	0.988	1.22			1.34		
		Left Tilted	0.201	0.792	0.881	0.99			1.08		
	Band 26	Right Cheek	0.351	0.868	0.988	1.22			1.34		
		Right Tilted	0.187	0.520	0.988	0.71			1.18		
		Left Cheek	0.267	0.868	0.988	1.14			1.26		
		Left Tilted	0.182	0.792	0.881	0.97			1.06		
	Band 66	Right Cheek	0.132	0.868	0.988	1.00			1.12		
		Right Tilted	0.036	0.520	0.988	0.56			1.02		
		Left Cheek	0.124	0.868	0.988	0.99			1.11		
		Left Tilted	0.064	0.792	0.881	0.86			0.95		
	Band 25	Right Cheek	0.102	0.868	0.988	0.97			1.09		
		Right Tilted	0.035	0.520	0.988	0.56			1.02		
		Left Cheek	0.113	0.868	0.988	0.98			1.10		
		Left Tilted	0.088	0.792	0.881	0.88			0.97		
	Band 30	Right Cheek	0.151	0.868	0.988	1.02			1.14		
		Right Tilted	0.158	0.520	0.988	0.68			1.15		
		Left Cheek	0.253	0.868	0.988	1.12			1.24		
		Left Tilted	0.087	0.792	0.881	0.88			0.97		
	Band 7	Right Cheek	0.189	0.868	0.988	1.06			1.18		
		Right Tilted	0.154	0.520	0.988	0.67			1.14		
		Left Cheek	0.260	0.868	0.988	1.13			1.25		
		Left Tilted	0.083	0.792	0.881	0.88			0.96		
	Band 41	Right Cheek	0.126	0.868	0.988	0.99			1.11		
		Right Tilted	0.110	0.520	0.988	0.63			1.10		
		Left Cheek	0.199	0.868	0.988	1.07			1.19		
		Left Tilted	0.065	0.792	0.881	0.86			0.95		