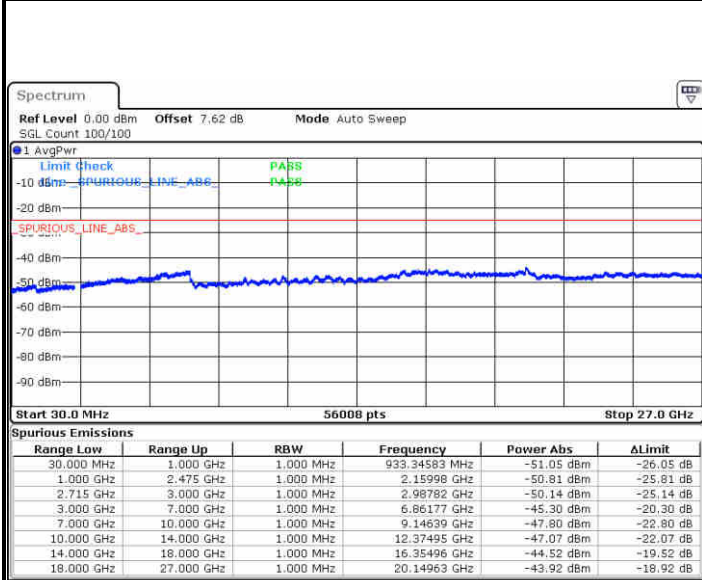




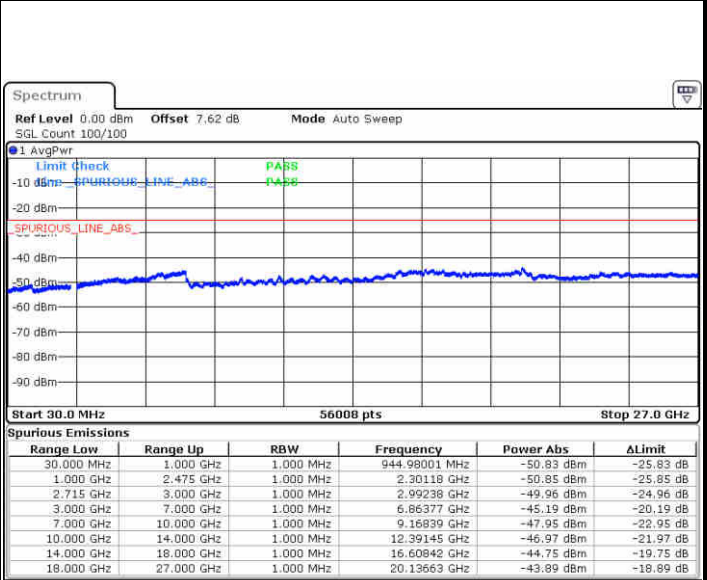
LTE Band 41 / 5MHz

Highest Channel / QPSK



Date: 17.JAN.2018 18:59:22

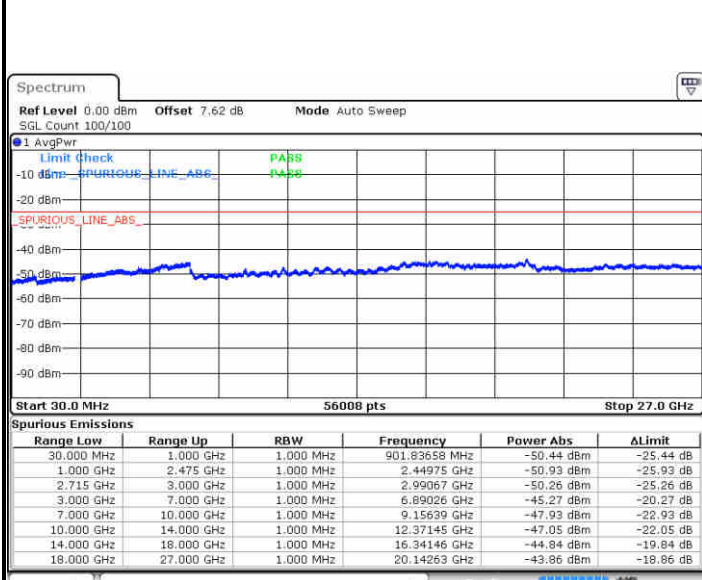
Highest Channel / 16QAM



Date: 17.JAN.2018 19:00:10

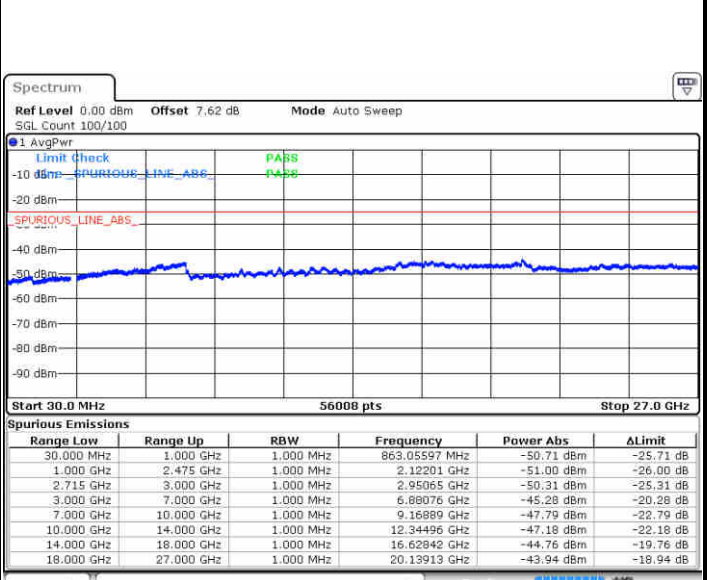
LTE Band 41 / 10MHz

Lowest Channel / QPSK



Date: 17.JAN.2018 19:20:15

Lowest Channel / 16QAM

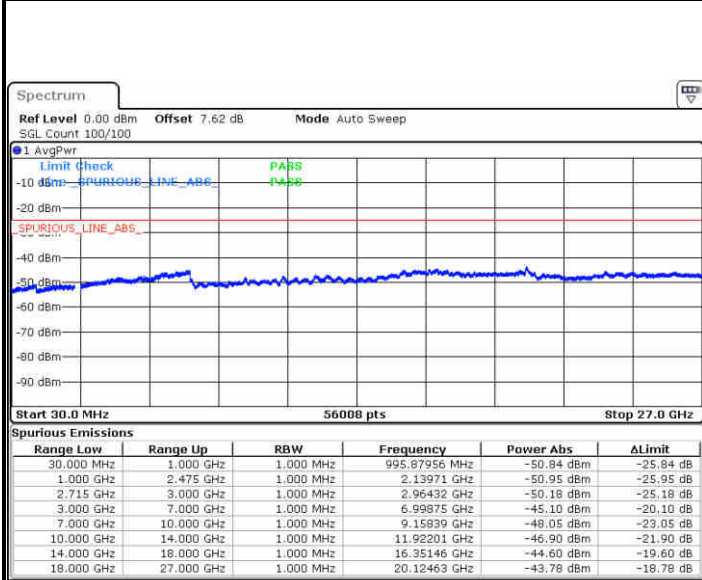


Date: 17.JAN.2018 19:21:18



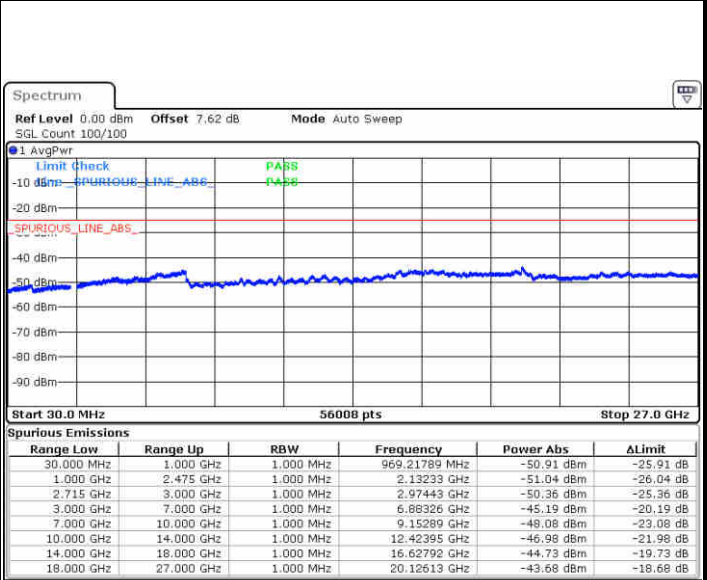
LTE Band 41 / 10MHz

Middle Channel / QPSK



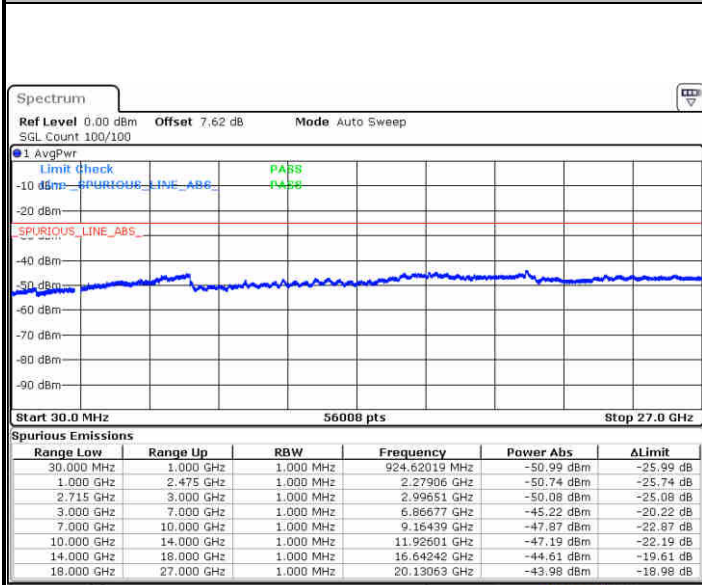
Date: 17. JAN 2018 19:23:20

Middle Channel / 16QAM



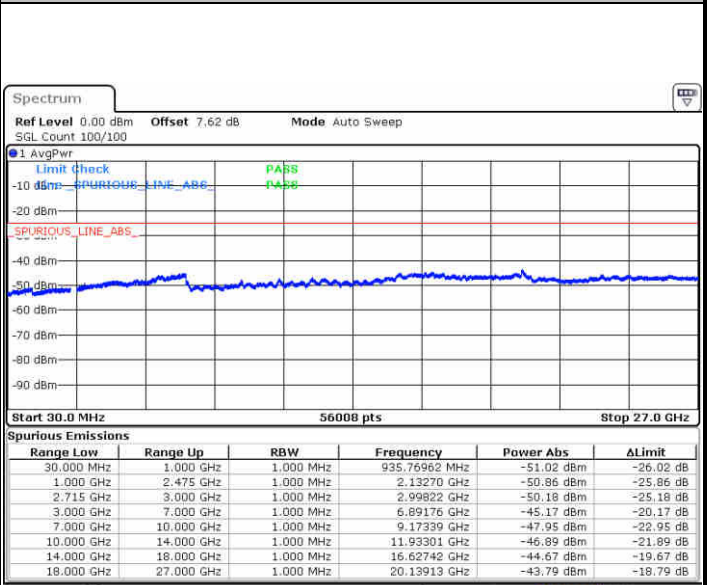
Date: 17. JAN 2018 19:24:14

Highest Channel / QPSK



Date: 17. JAN 2018 19:27:31

Highest Channel / 16QAM

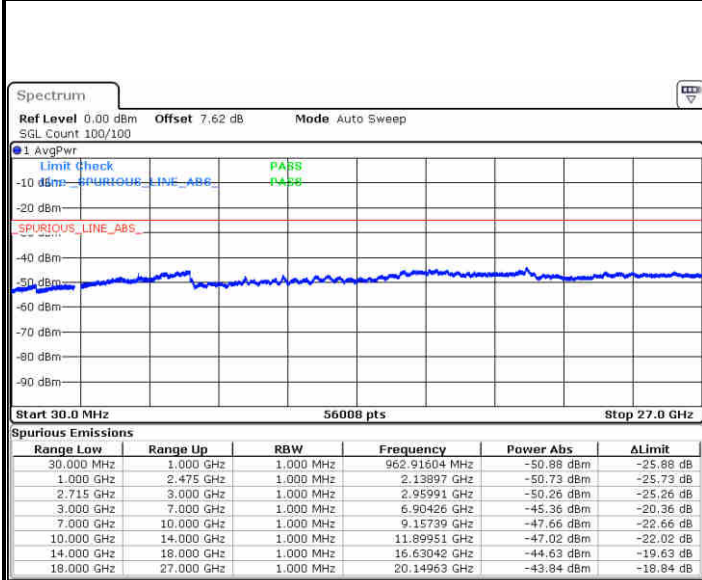


Date: 17. JAN 2018 19:28:43



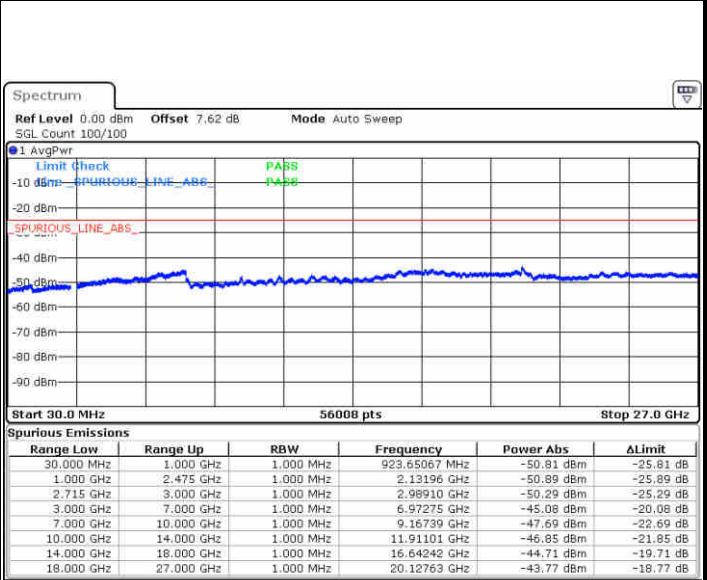
LTE Band 41 / 15MHz

Lowest Channel / QPSK



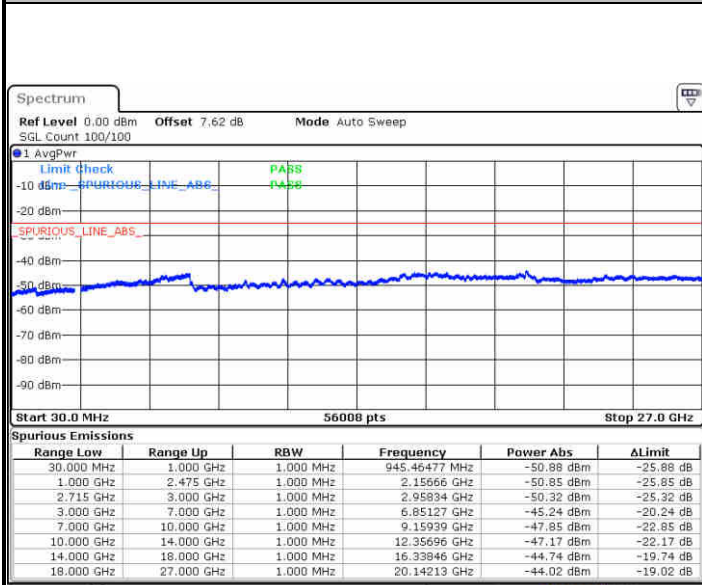
Date: 17.JAN.2018 19:41:50

Lowest Channel / 16QAM



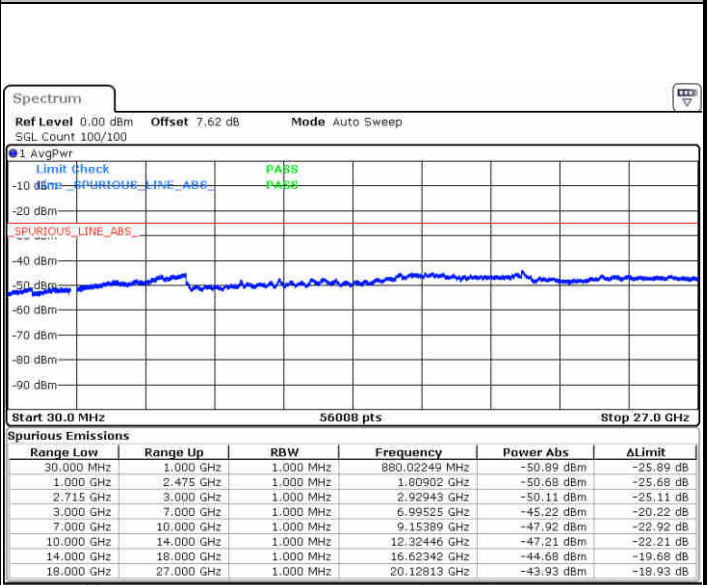
Date: 17.JAN.2018 19:42:48

Middle Channel / QPSK



Date: 17.JAN.2018 19:44:33

Middle Channel / 16QAM

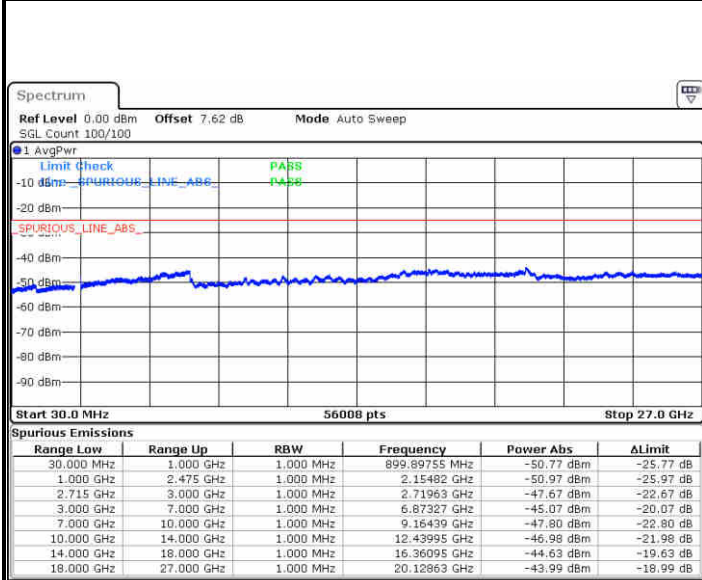


Date: 17.JAN.2018 19:45:22



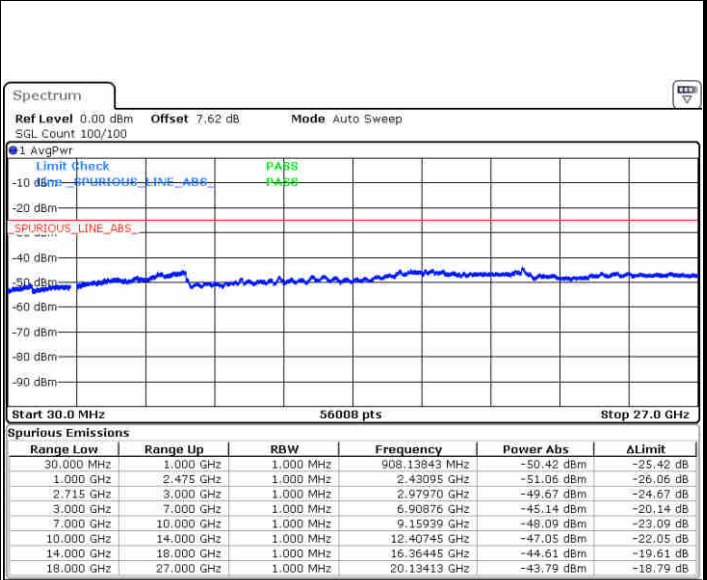
LTE Band 41 / 15MHz

Highest Channel / QPSK



Date: 17. JAN 2018 19:47:02

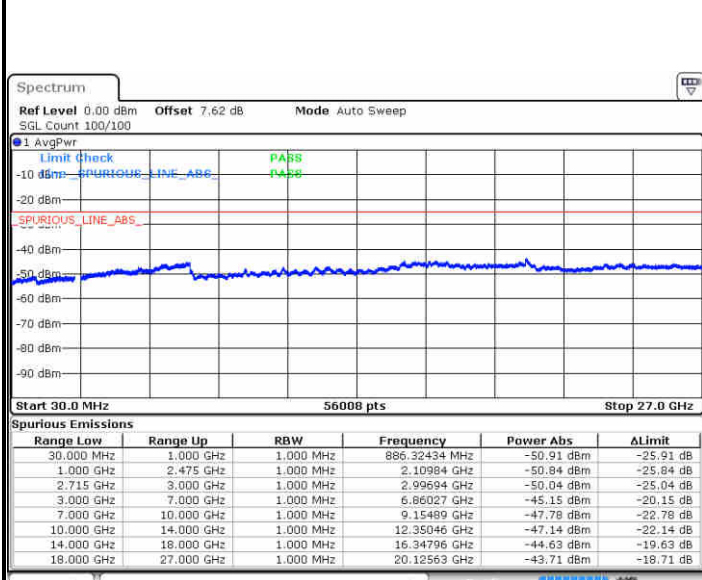
Highest Channel / 16QAM



Date: 17. JAN 2018 19:47:58

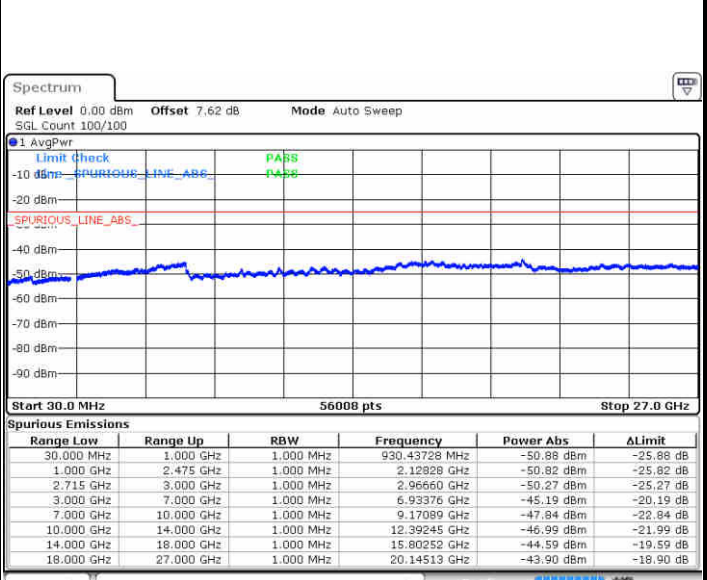
LTE Band 41 / 20MHz

Lowest Channel / QPSK



Date: 17. JAN 2018 20:01:57

Lowest Channel / 16QAM



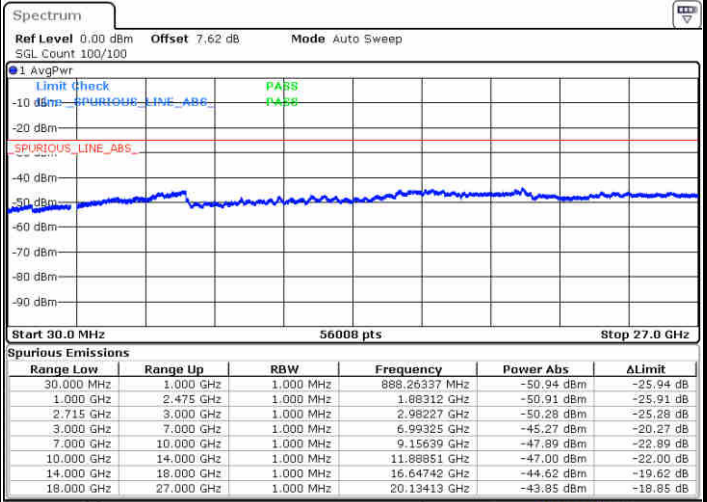
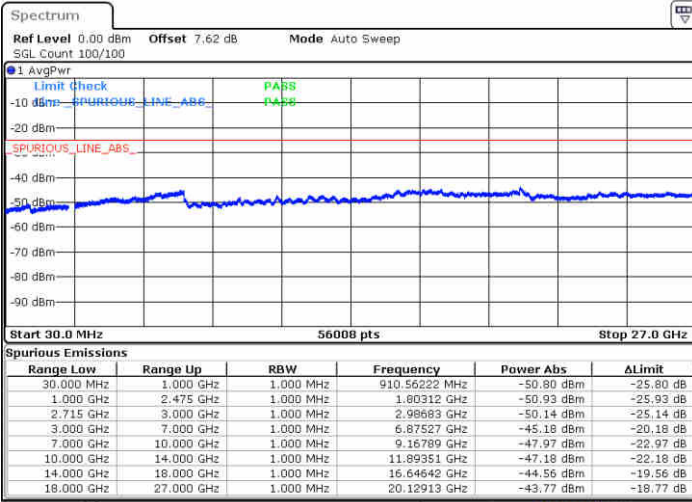
Date: 17. JAN 2018 20:02:46



LTE Band 41 / 20MHz

Middle Channel / QPSK

Middle Channel / 16QAM

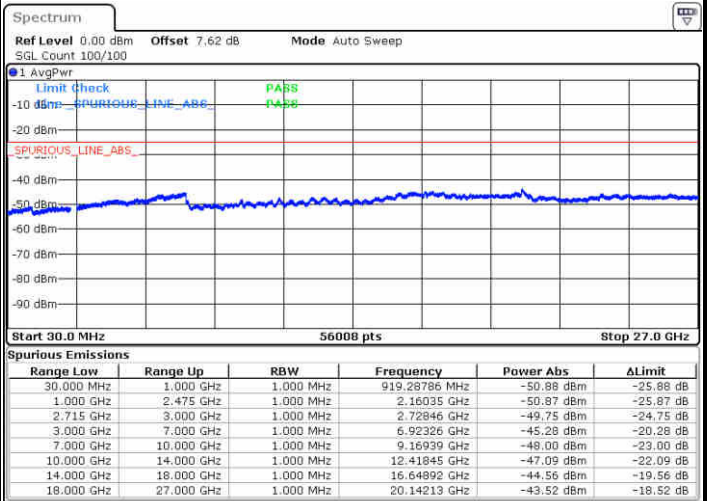
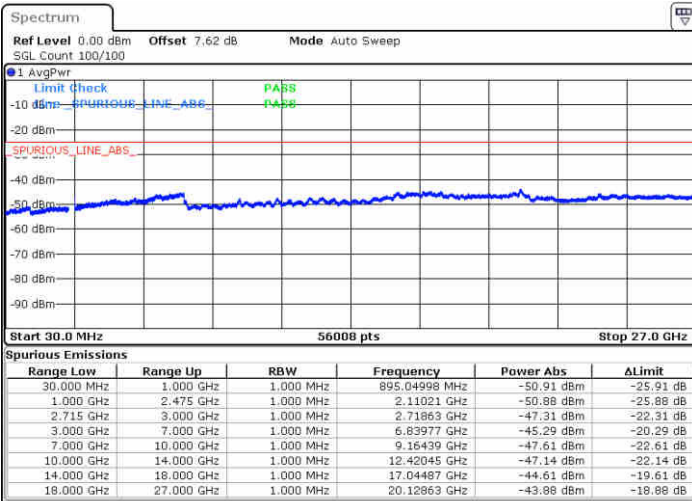


Date: 17.JAN.2018 20:09:31

Date: 17.JAN.2018 20:10:19

Highest Channel / QPSK

Highest Channel / 16QAM



Date: 17.JAN.2018 20:12:51

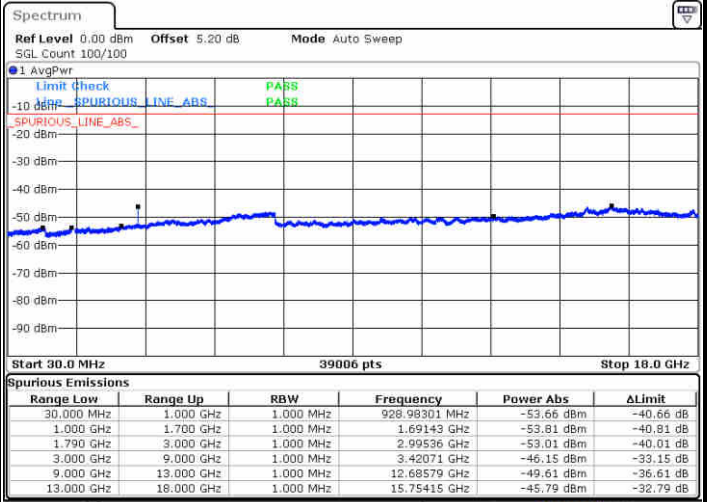
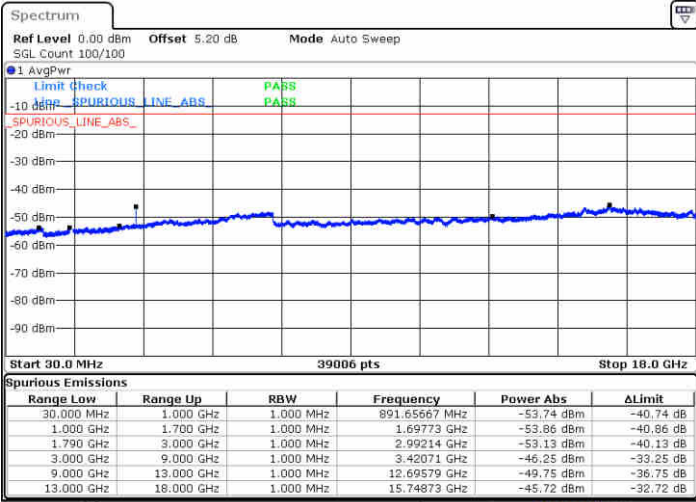
Date: 17.JAN.2018 20:14:01



LTE Band 66 / 1.4MHz

Lowest Channel / QPSK

Lowest Channel / 16QAM

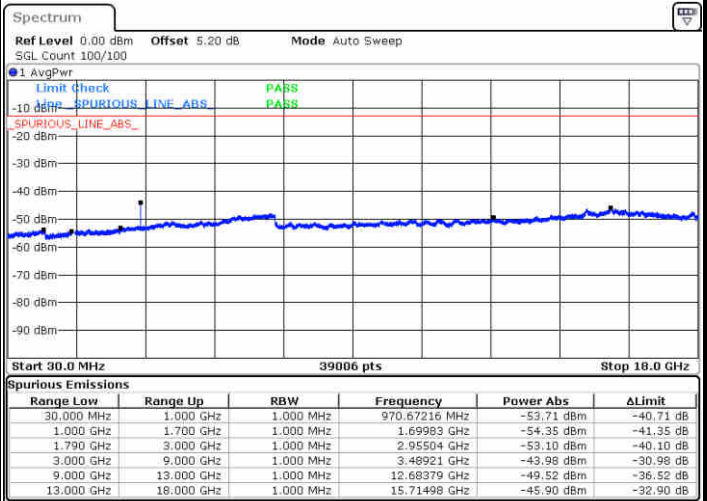
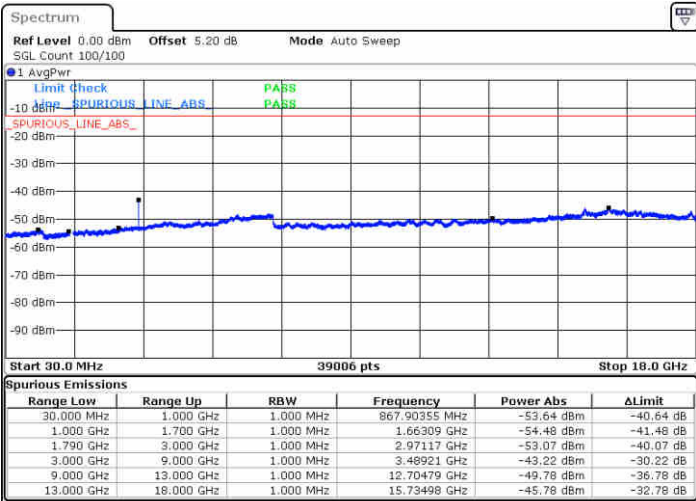


Date: 18 JAN 2018 09:45:40

Date: 18 JAN 2018 09:46:22

Middle Channel / QPSK

Middle Channel / 16QAM



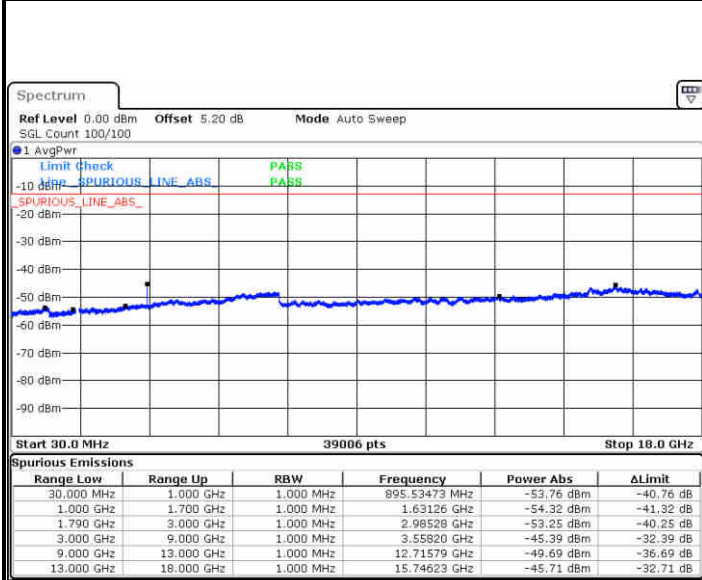
Date: 18 JAN 2018 09:39:12

Date: 18 JAN 2018 09:40:32



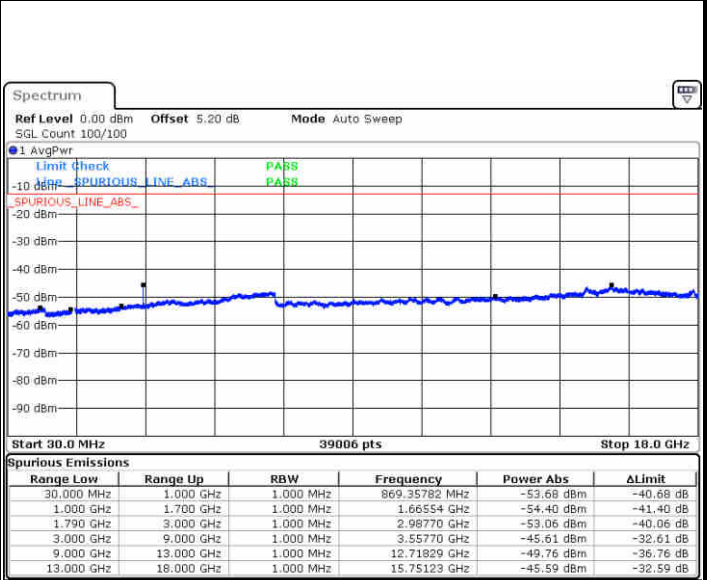
LTE Band 66 / 1.4MHz

Highest Channel / QPSK



Date: 18 JAN 2018 09:44:13

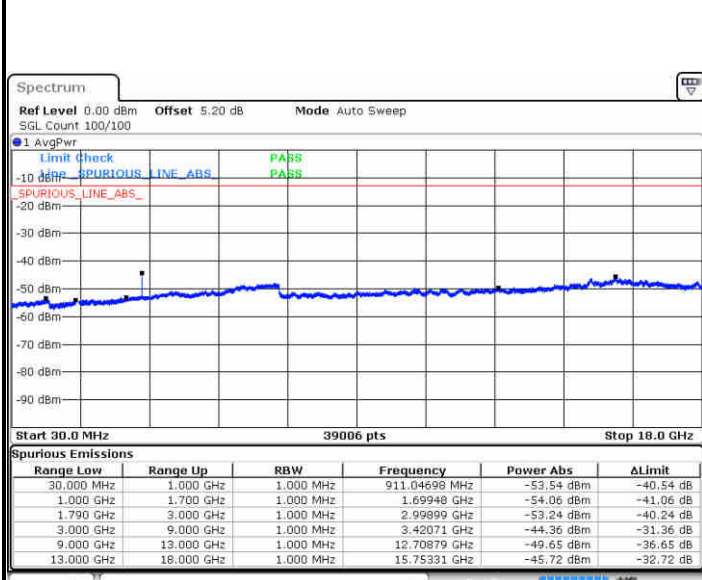
Highest Channel / 16QAM



Date: 18 JAN 2018 09:38:00

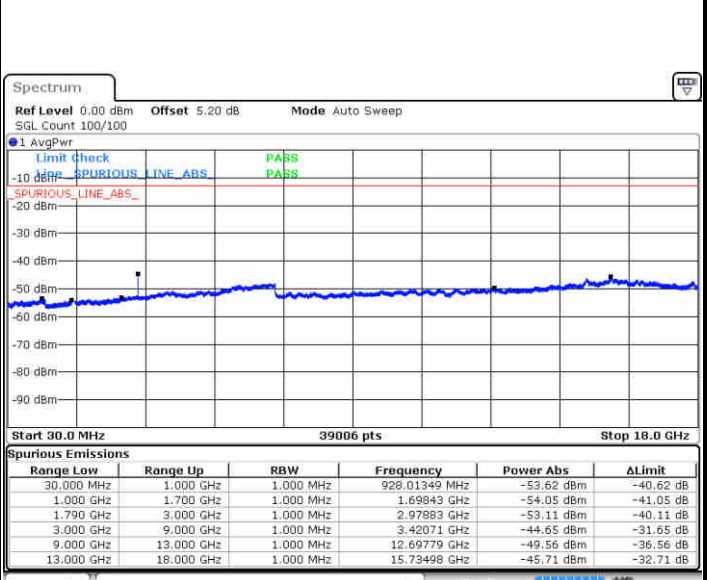
LTE Band 66 / 3MHz

Lowest Channel / QPSK



Date: 18 JAN 2018 09:54:25

Lowest Channel / 16QAM



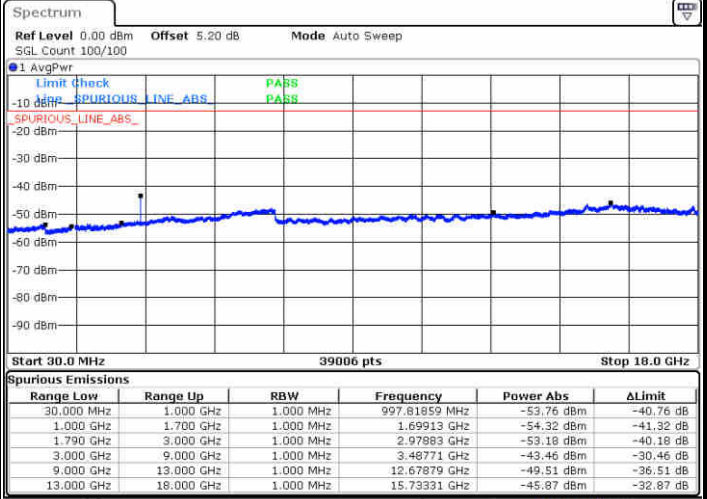
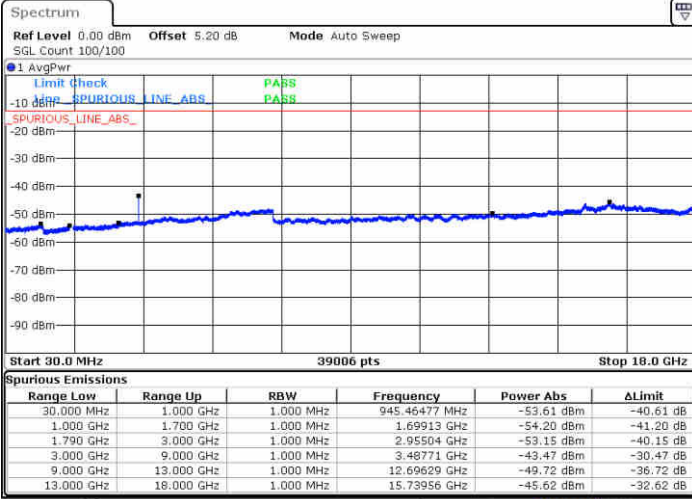
Date: 18 JAN 2018 09:55:05



LTE Band 66 / 3MHz

Middle Channel / QPSK

Middle Channel / 16QAM

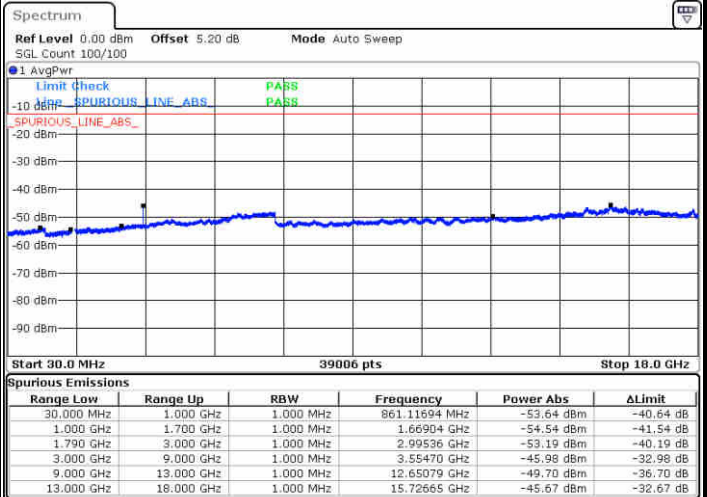
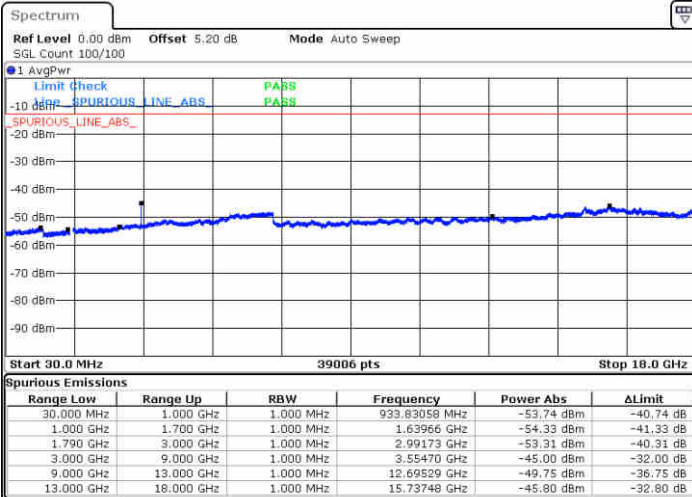


Date: 18 JAN 2018 09:56:43

Date: 18 JAN 2018 09:55:56

Highest Channel / QPSK

Highest Channel / 16QAM



Date: 18 JAN 2018 10:00:35

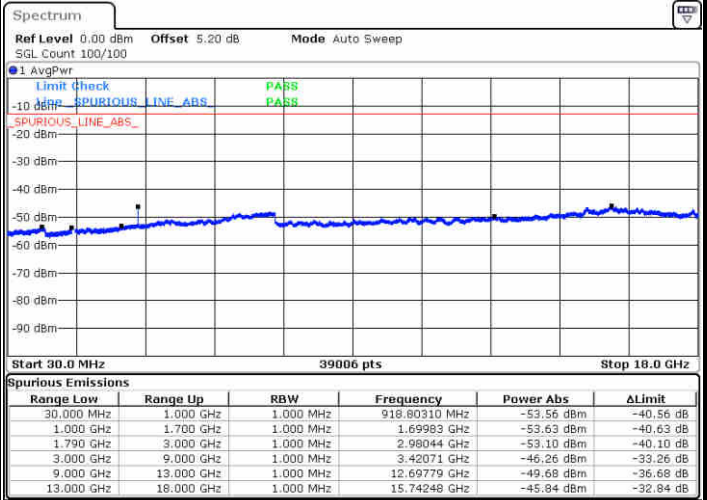
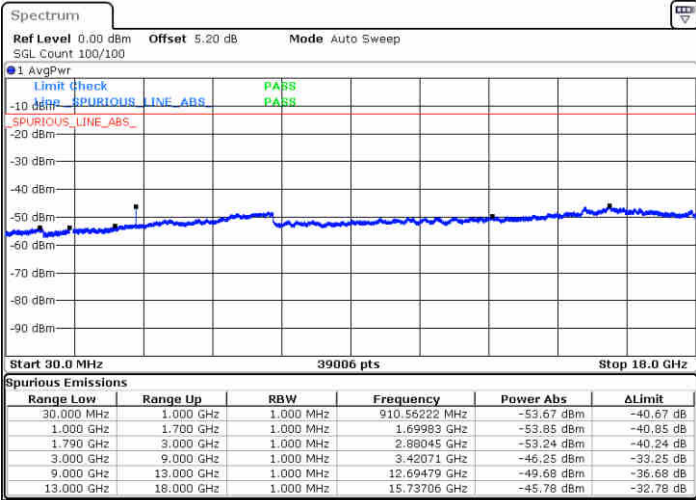
Date: 18 JAN 2018 09:59:54



LTE Band 66 / 5MHz

Lowest Channel / QPSK

Lowest Channel / 16QAM

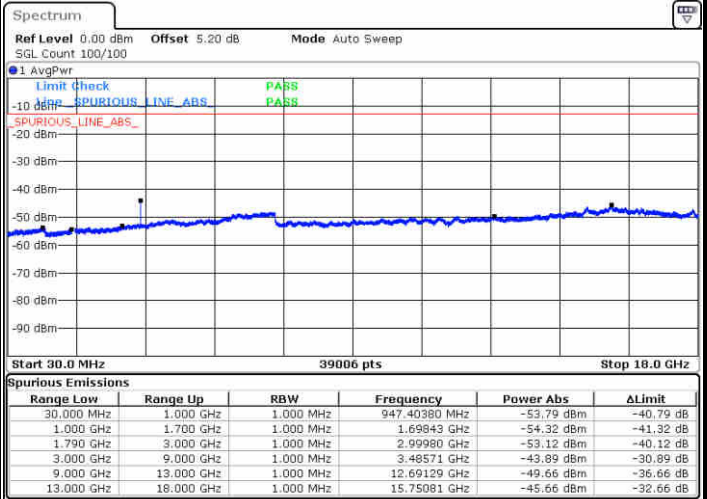
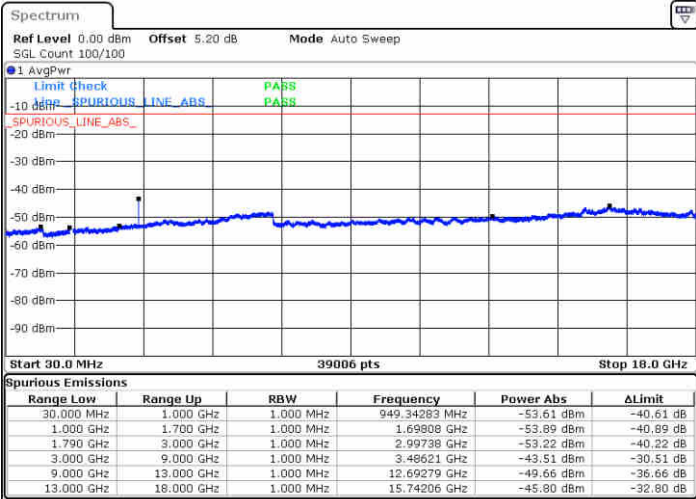


Date: 18 JAN 2018 10:06:41

Date: 18 JAN 2018 10:07:39

Middle Channel / QPSK

Middle Channel / 16QAM



Date: 18 JAN 2018 10:26:55

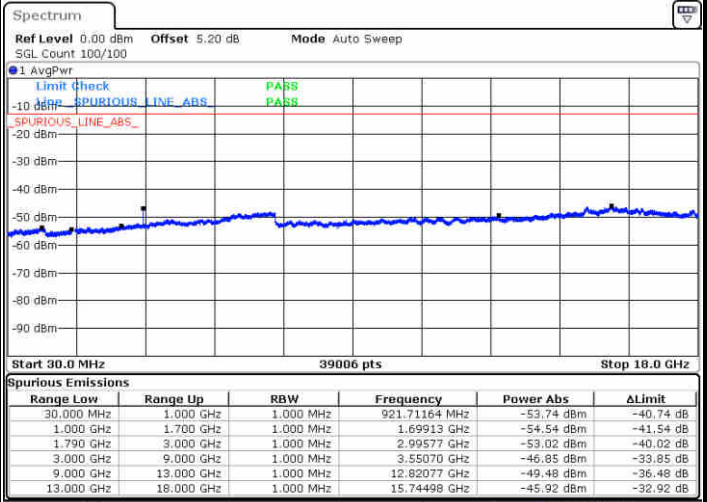
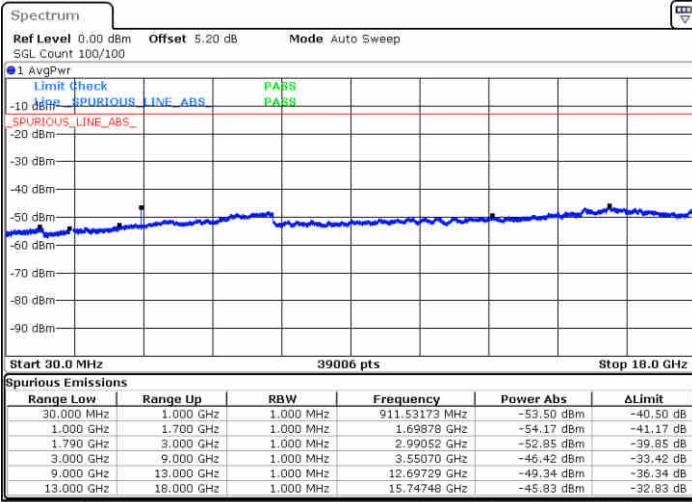
Date: 18 JAN 2018 10:26:12



LTE Band 66 / 5MHz

Highest Channel / QPSK

Highest Channel / 16QAM



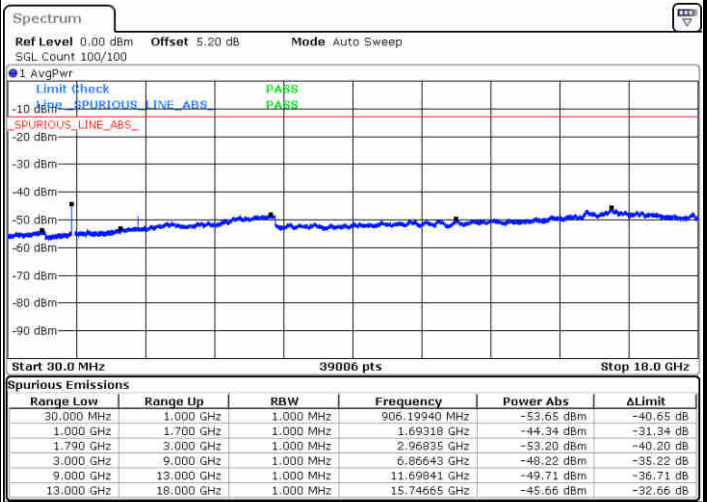
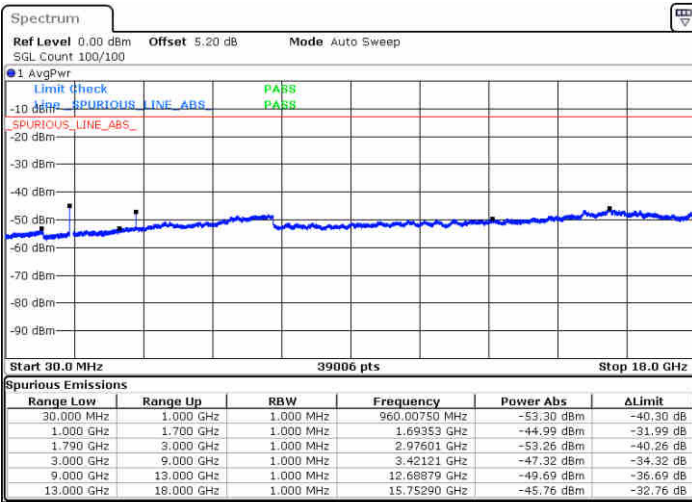
Date: 18 JAN 2018 10:27:49

Date: 18 JAN 2018 10:28:26

LTE Band 66 / 10MHz

Lowest Channel / QPSK

Lowest Channel / 16QAM



Date: 18 JAN 2018 10:34:41

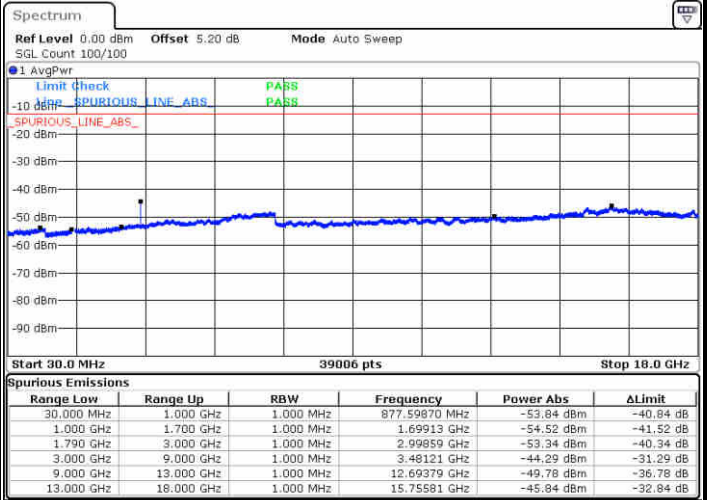
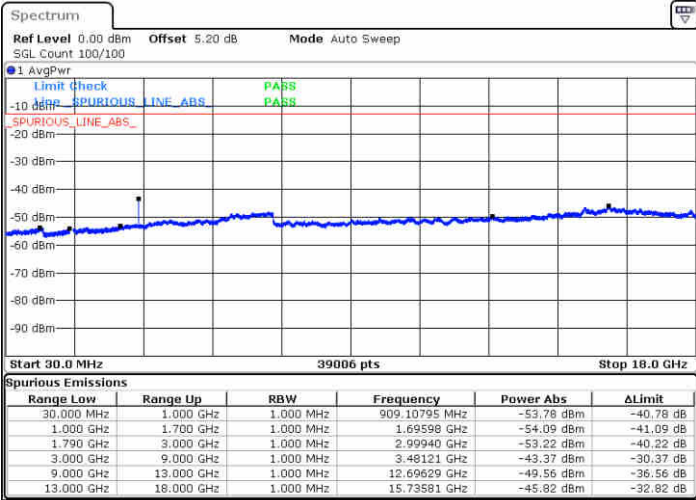
Date: 18 JAN 2018 10:35:39



LTE Band 66 / 10MHz

Middle Channel / QPSK

Middle Channel / 16QAM

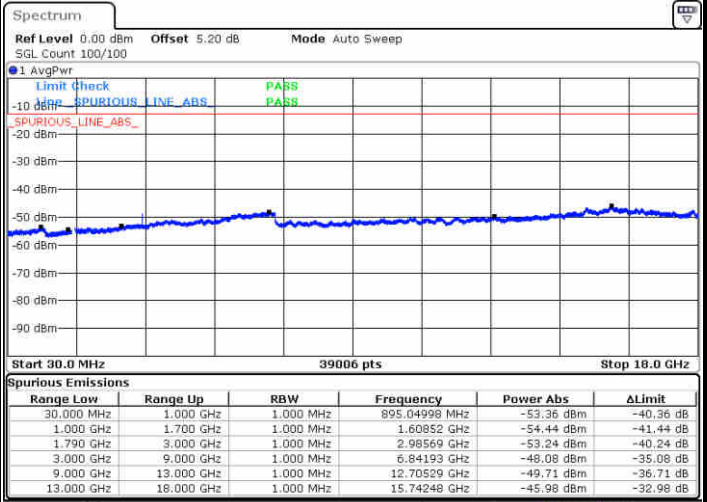
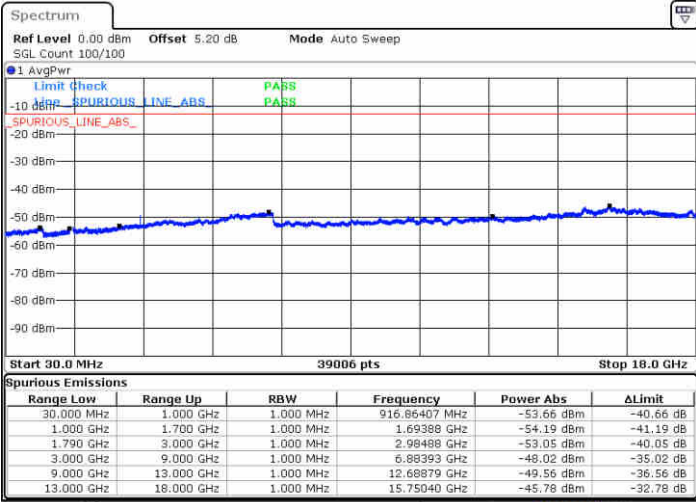


Date: 18 JAN 2018 10:40:02

Date: 18 JAN 2018 10:39:22

Highest Channel / QPSK

Highest Channel / 16QAM



Date: 18 JAN 2018 10:45:14

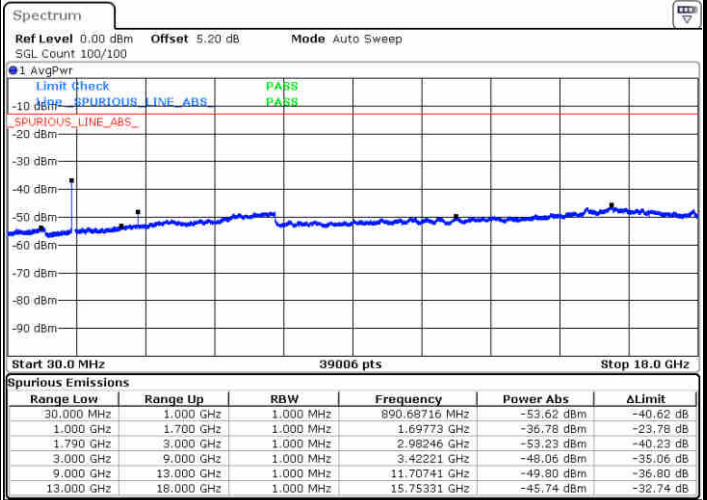
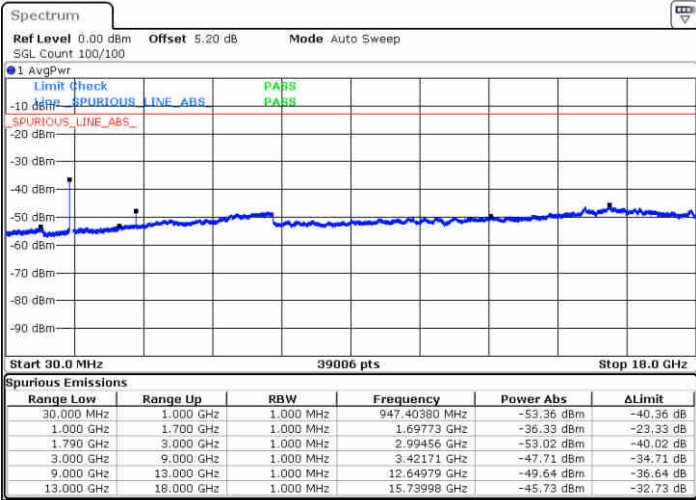
Date: 18 JAN 2018 10:44:23



LTE Band 66 / 15MHz

Lowest Channel / QPSK

Lowest Channel / 16QAM

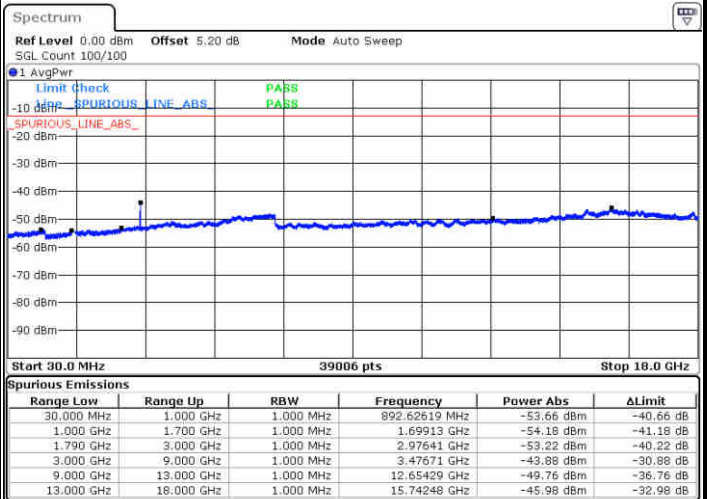
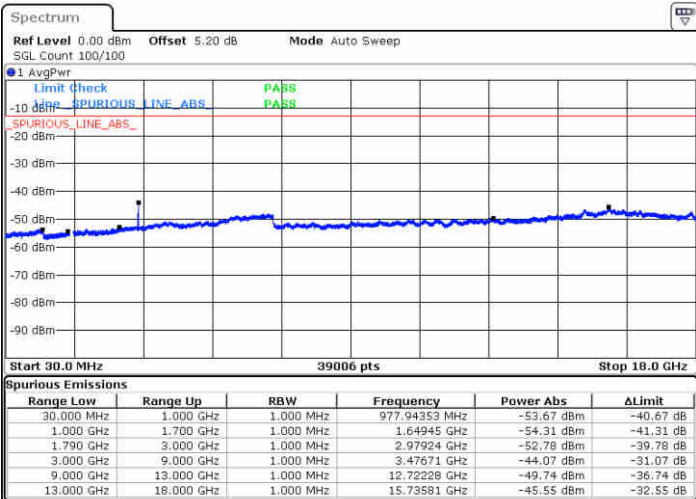


Date: 18 JAN 2018 10:48:55

Date: 18 JAN 2018 10:48:04

Middle Channel / QPSK

Middle Channel / 16QAM



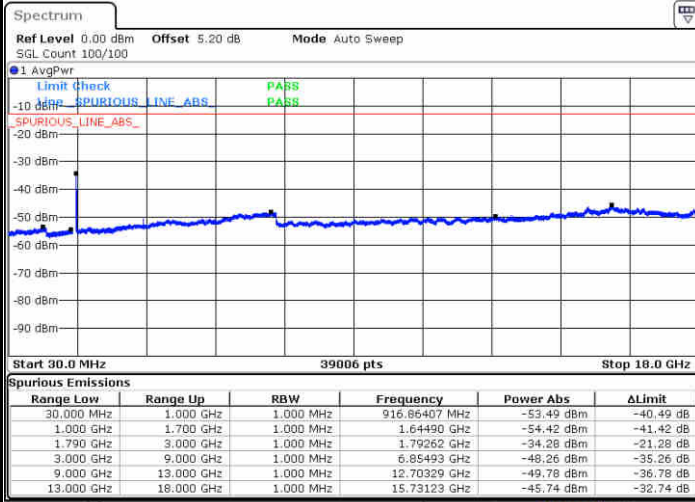
Date: 18 JAN 2018 10:49:46

Date: 18 JAN 2018 10:50:28



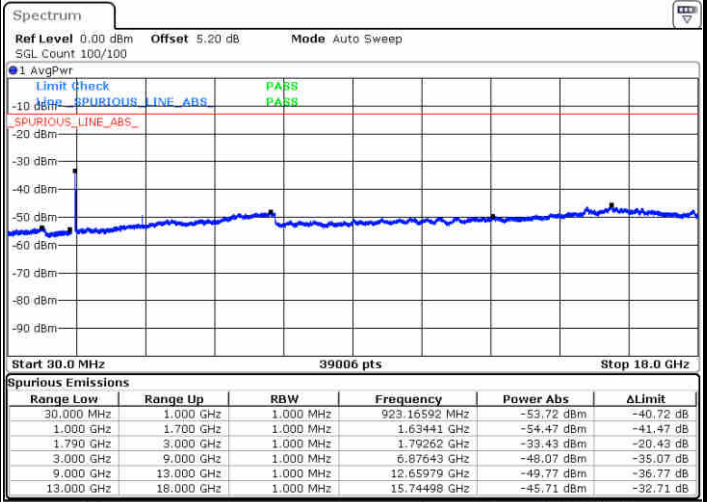
LTE Band 66 / 15MHz

Highest Channel / QPSK



Date: 18 JAN 2018 10:54:26

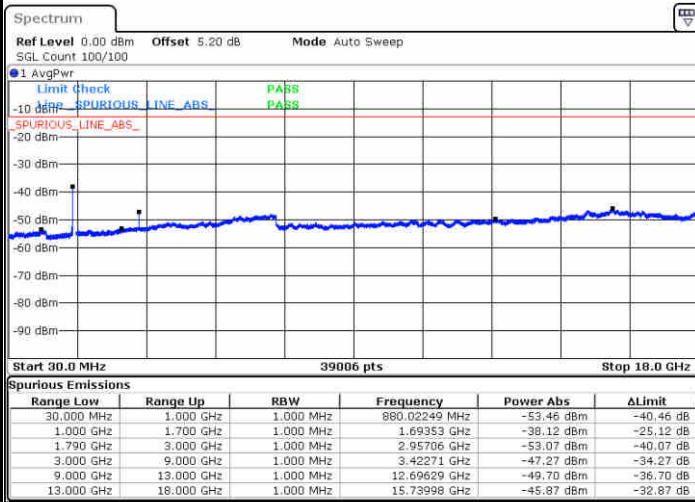
Highest Channel / 16QAM



Date: 18 JAN 2018 10:53:41

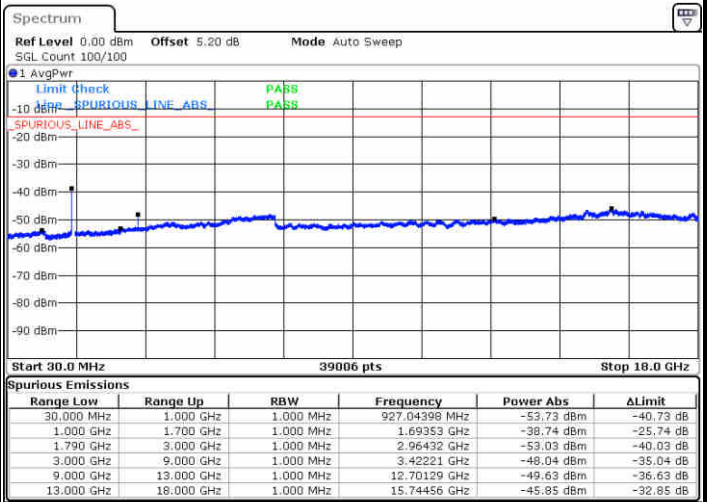
LTE Band 66 / 20MHz

Lowest Channel / QPSK



Date: 18 JAN 2018 10:59:45

Lowest Channel / 16QAM



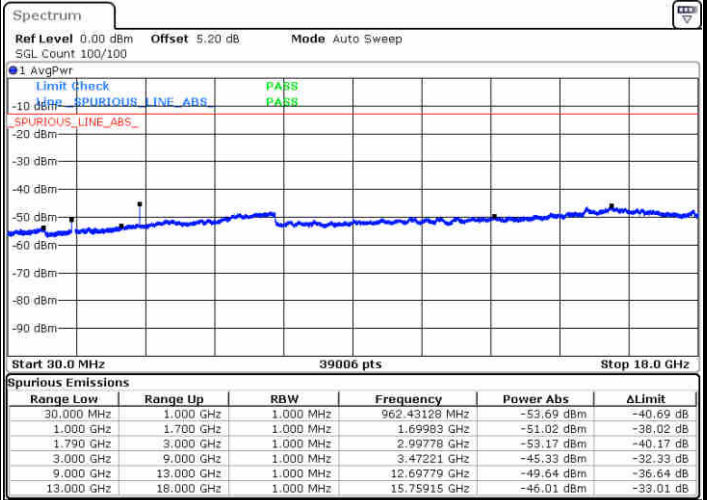
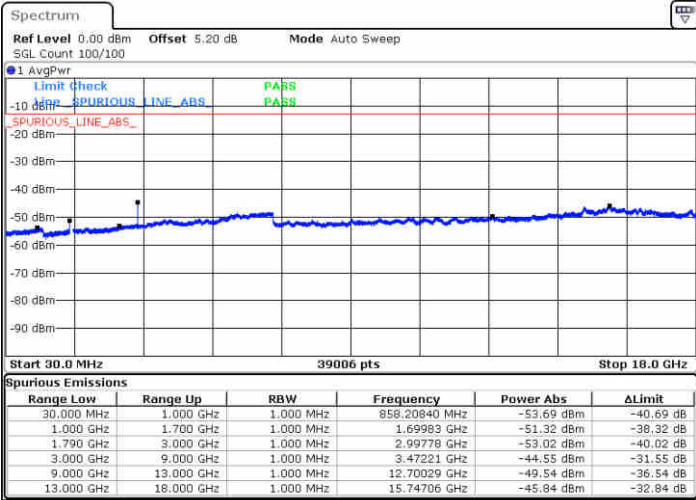
Date: 18 JAN 2018 10:59:07



LTE Band 66 / 20MHz

Middle Channel / QPSK

Middle Channel / 16QAM

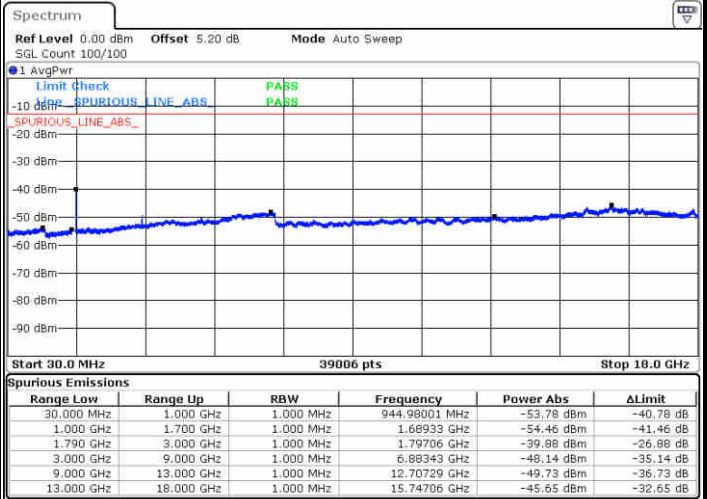
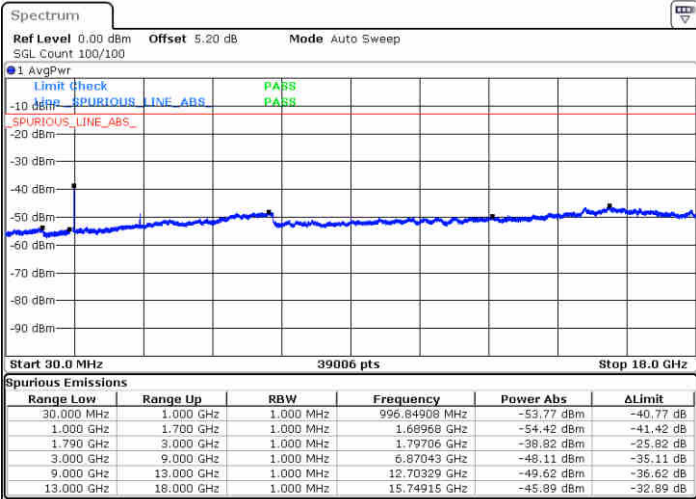


Date: 18 JAN 2018 11:02:42

Date: 18 JAN 2018 11:02:01

Highest Channel / QPSK

Highest Channel / 16QAM



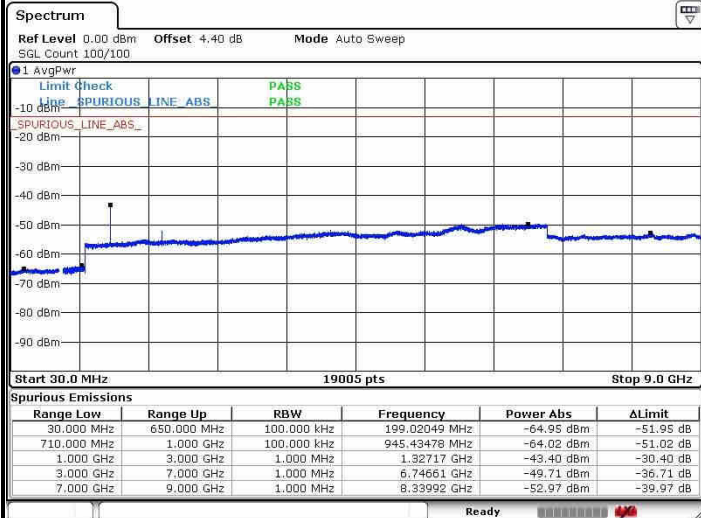
Date: 18 JAN 2018 11:05:59

Date: 18 JAN 2018 11:06:59



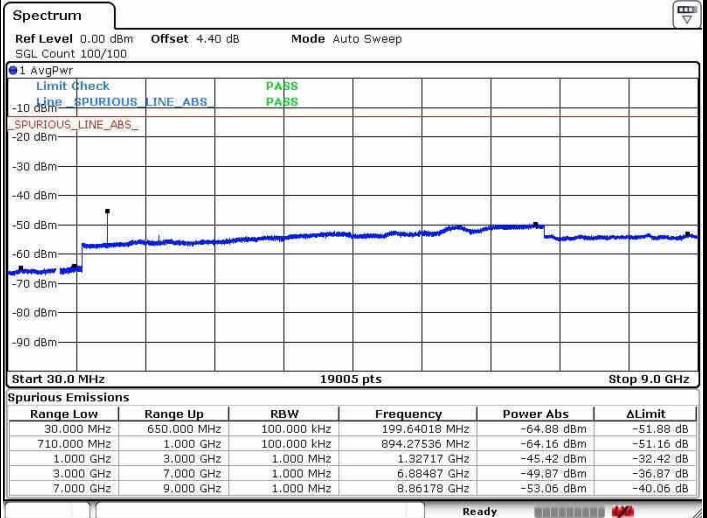
LTE Band 71 / 5MHz

Lowest Channel / QPSK



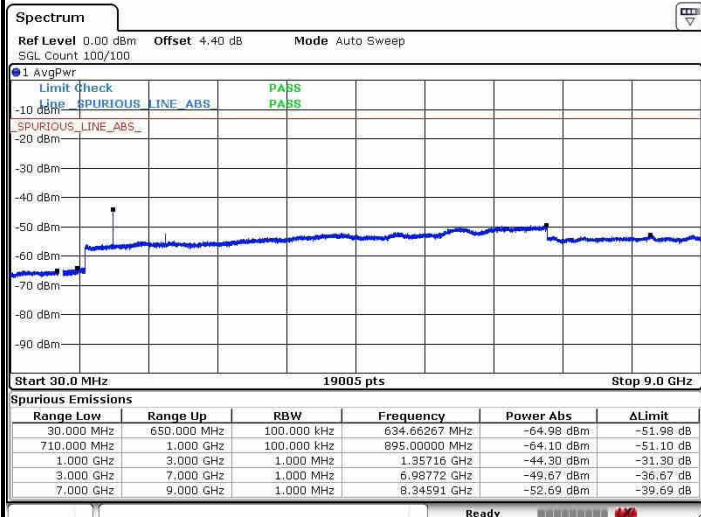
Date: 31.JAN.2018 20:02:14

Lowest Channel / 16QAM



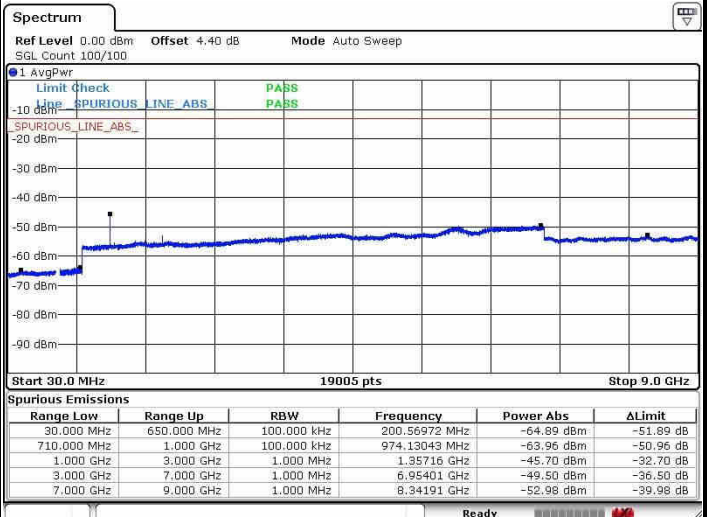
Date: 31.JAN.2018 20:01:52

Middle Channel / QPSK



Date: 31.JAN.2018 20:03:04

Middle Channel / 16QAM

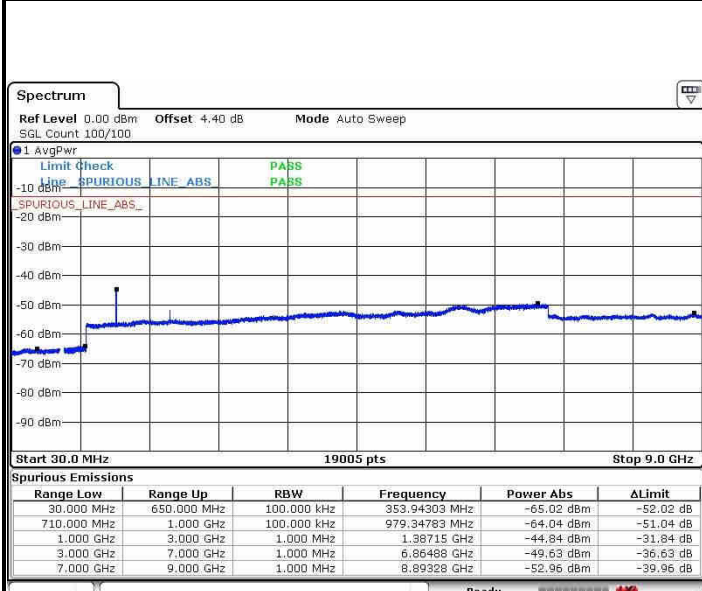


Date: 31.JAN.2018 20:03:33



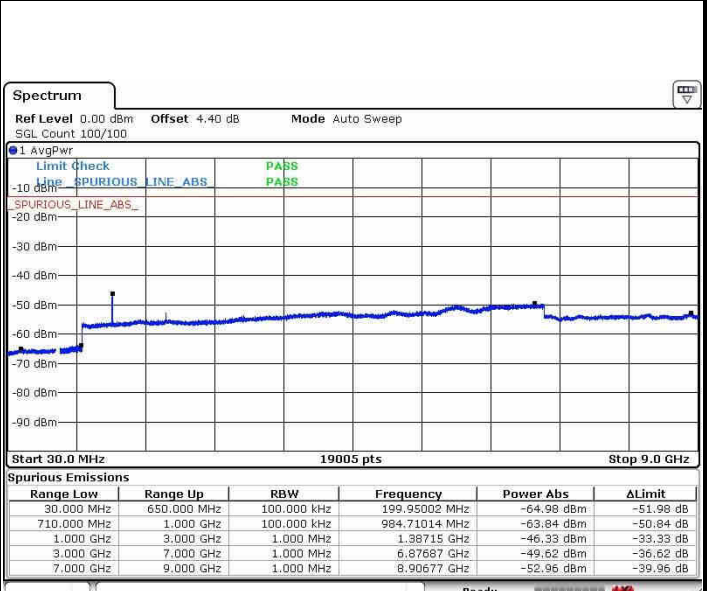
LTE Band 71 / 5MHz

Highest Channel / QPSK



Date: 31.JAN.2018 20:04:45

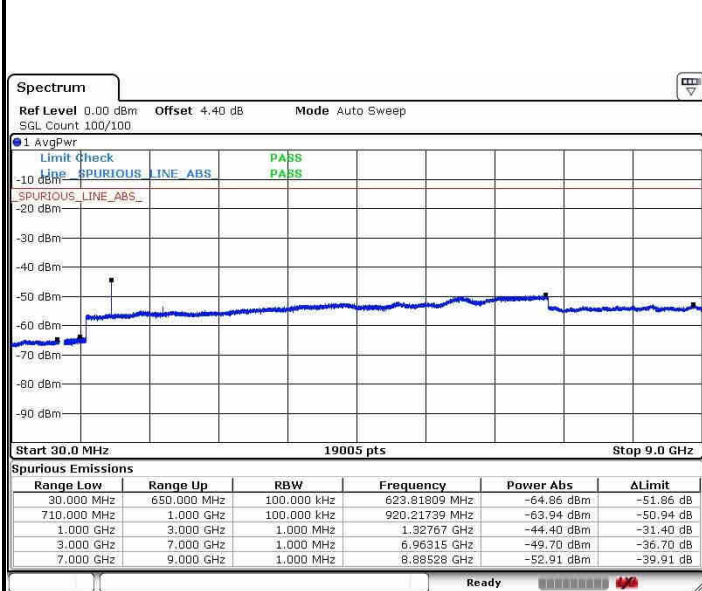
Highest Channel / 16QAM



Date: 31.JAN.2018 20:04:12

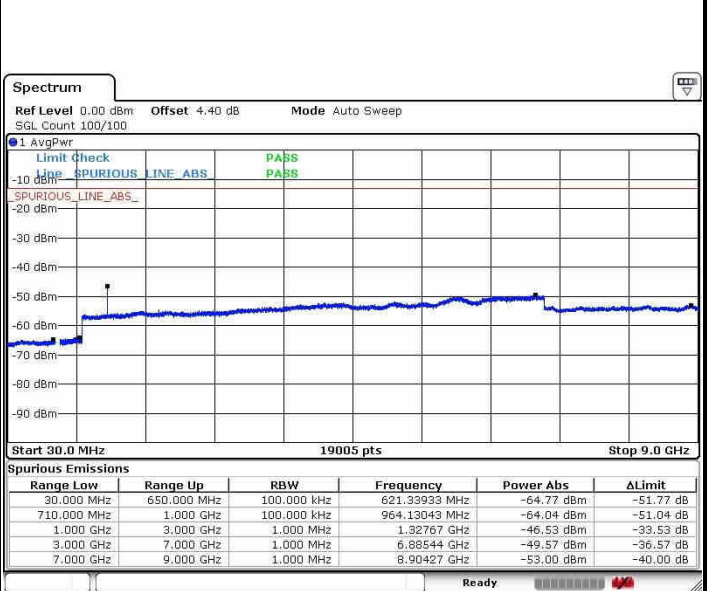
LTE Band 71 / 10MHz

Lowest Channel / QPSK



Date: 31.JAN.2018 20:06:39

Lowest Channel / 16QAM



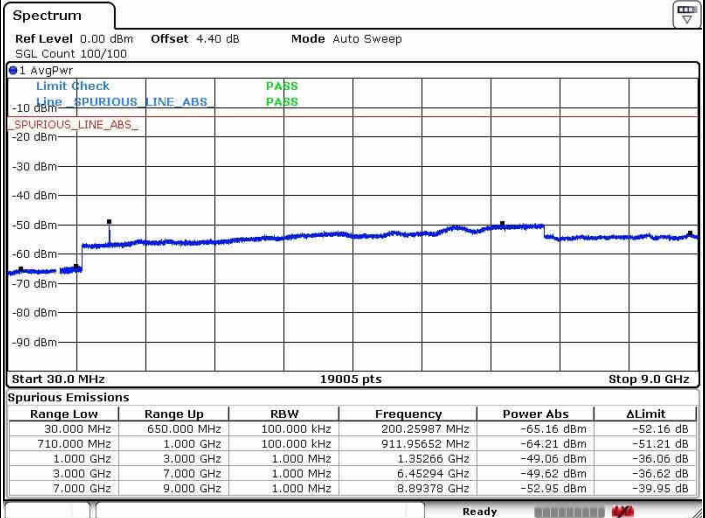
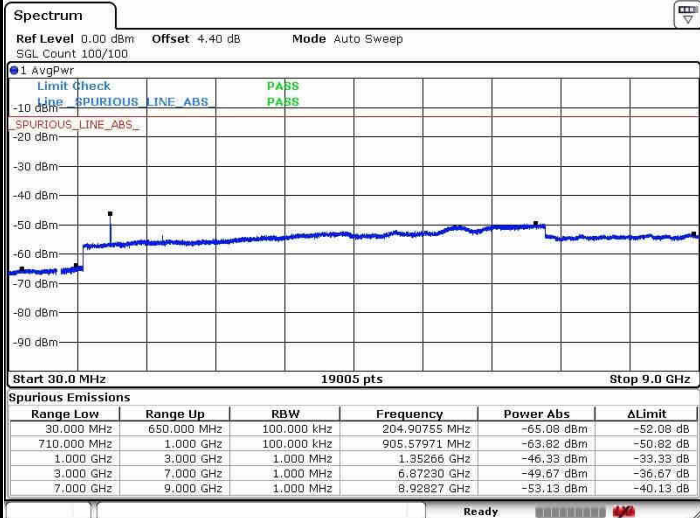
Date: 31.JAN.2018 20:07:11



LTE Band 71 / 10MHz

Middle Channel / QPSK

Middle Channel / 16QAM

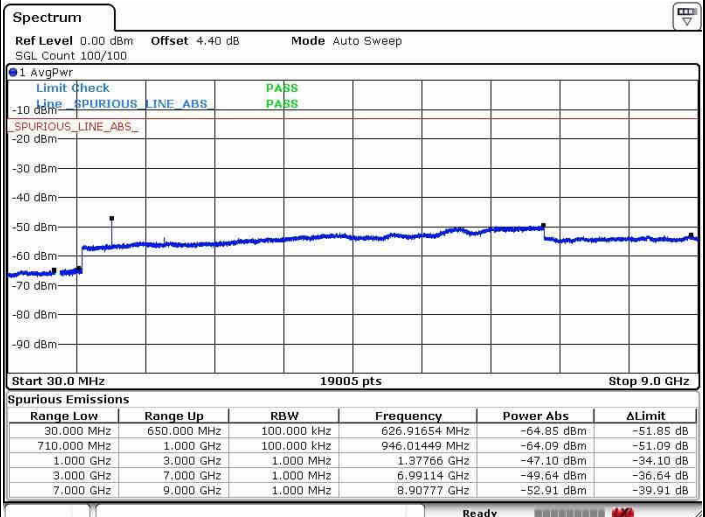
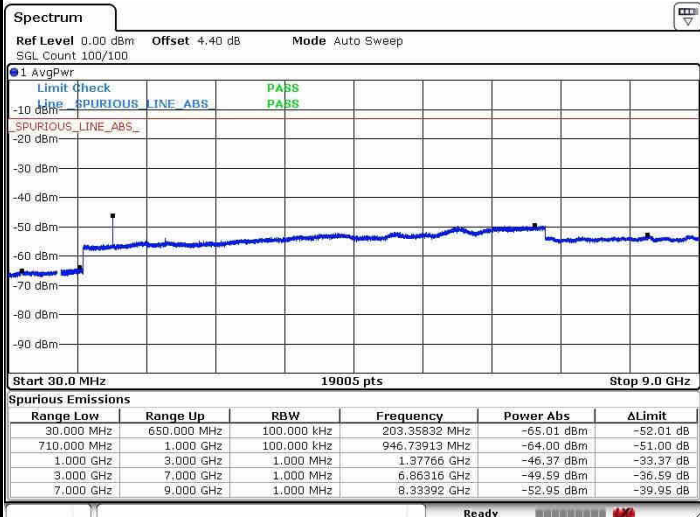


Date: 31.JAN.2018 20:09:02

Date: 31.JAN.2018 20:08:07

Highest Channel / QPSK

Highest Channel / 16QAM



Date: 31.JAN.2018 20:09:42

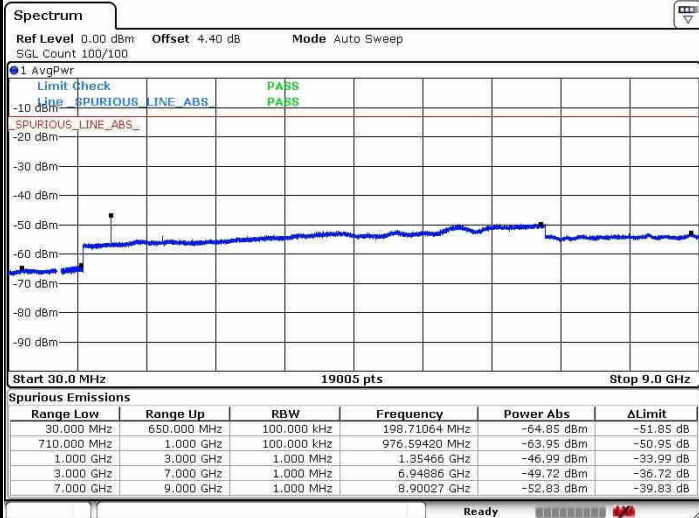
Date: 31.JAN.2018 20:10:35



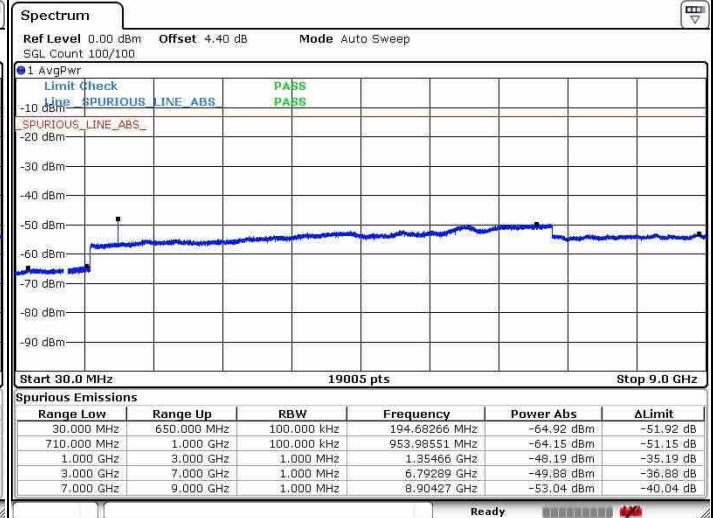
LTE Band 71 / 15MHz

Lowest Channel / QPSK

Lowest Channel / 16QAM



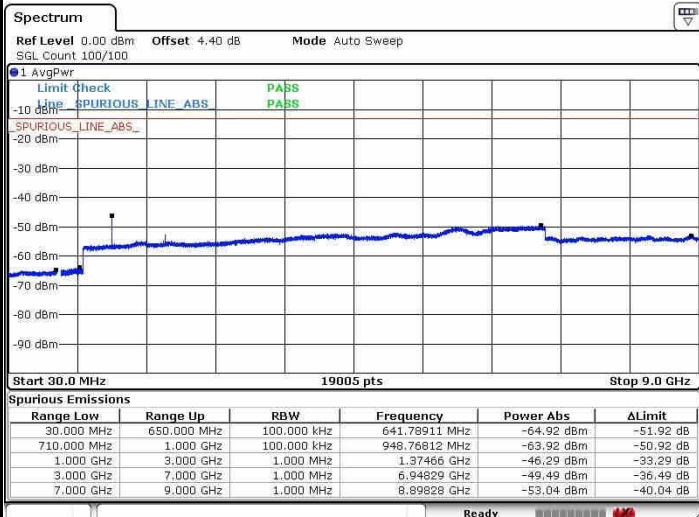
Date: 31.JAN.2018 20:11:43



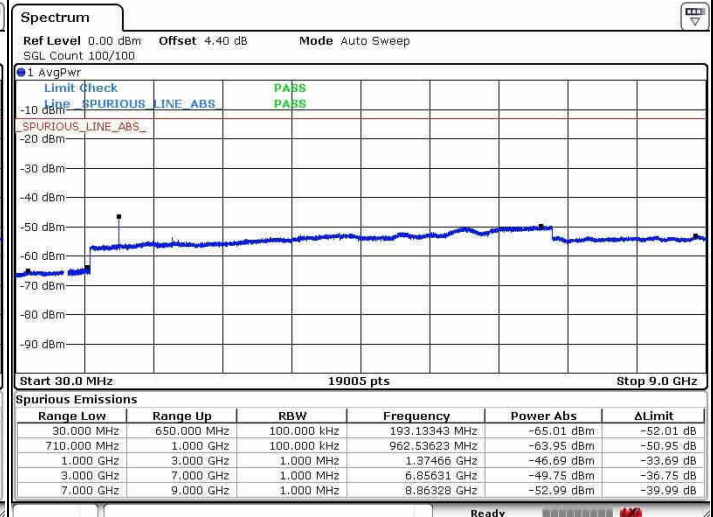
Date: 31.JAN.2018 20:12:19

Middle Channel / QPSK

Middle Channel / 16QAM



Date: 31.JAN.2018 20:14:01

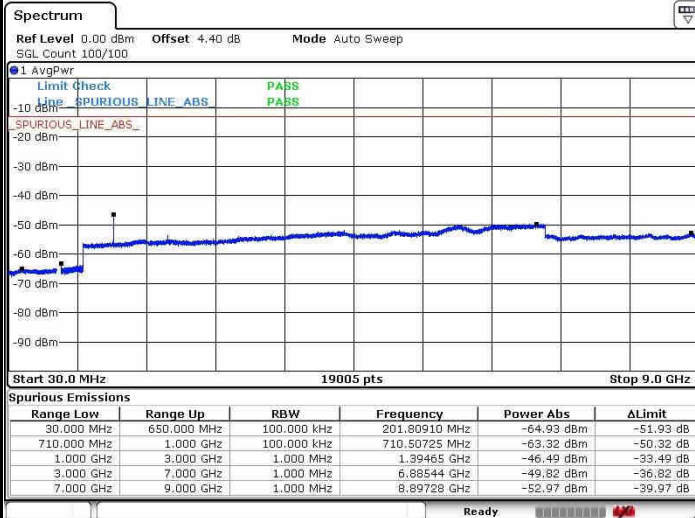


Date: 31.JAN.2018 20:13:00



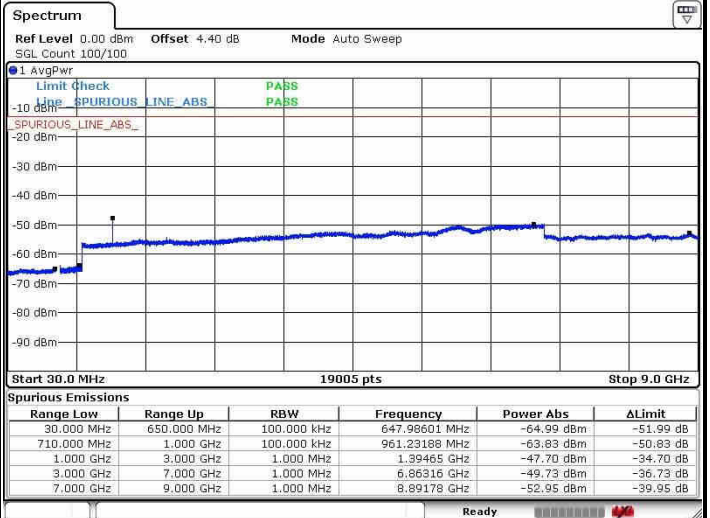
LTE Band71 / 15MHz

Highest Channel / QPSK



Date: 31.JAN.2018 20:15:16

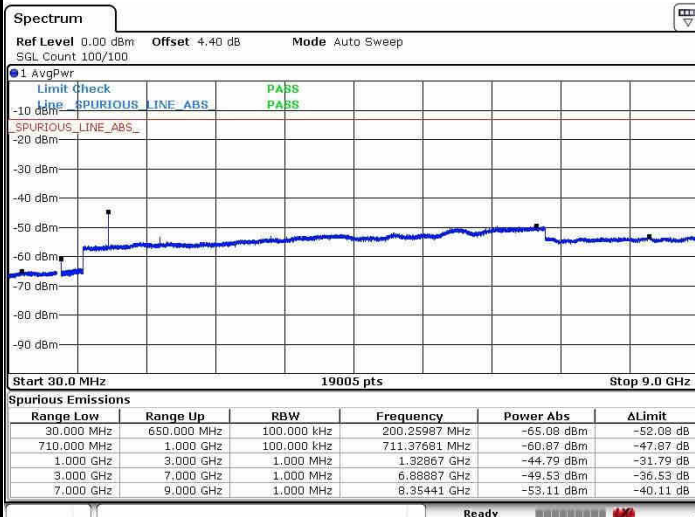
Highest Channel / 16QAM



Date: 31.JAN.2018 20:15:54

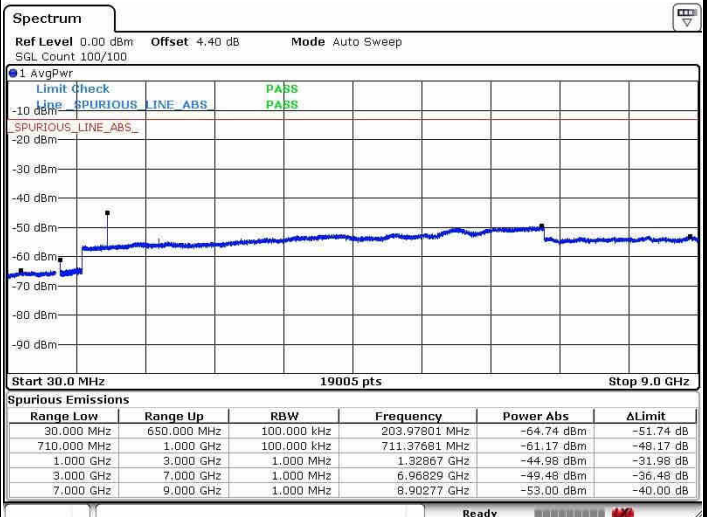
LTE Band 71 / 20MHz

Lowest Channel / QPSK



Date: 31.JAN.2018 20:17:07

Lowest Channel / 16QAM



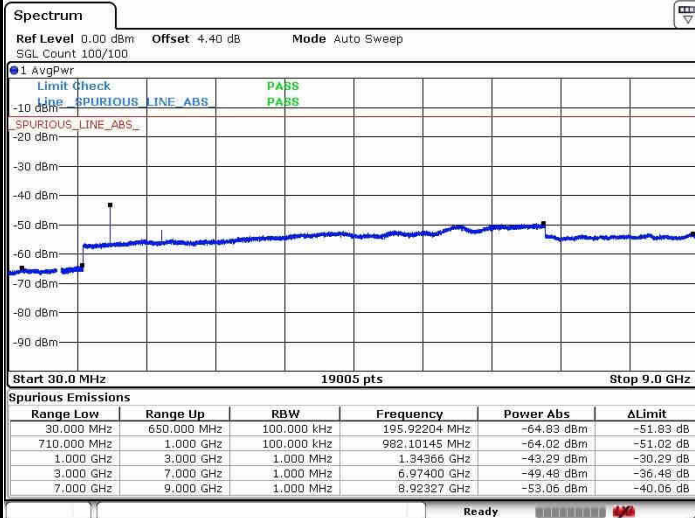
Date: 31.JAN.2018 20:17:59



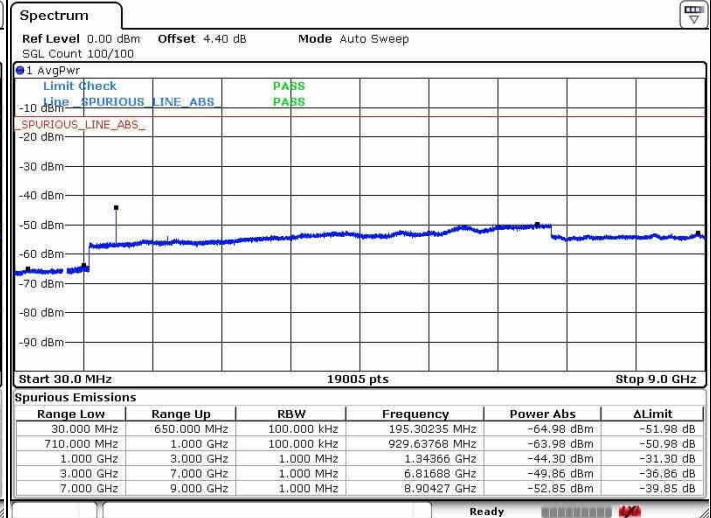
LTE Band 71 / 20MHz

Middle Channel / QPSK

Middle Channel / 16QAM



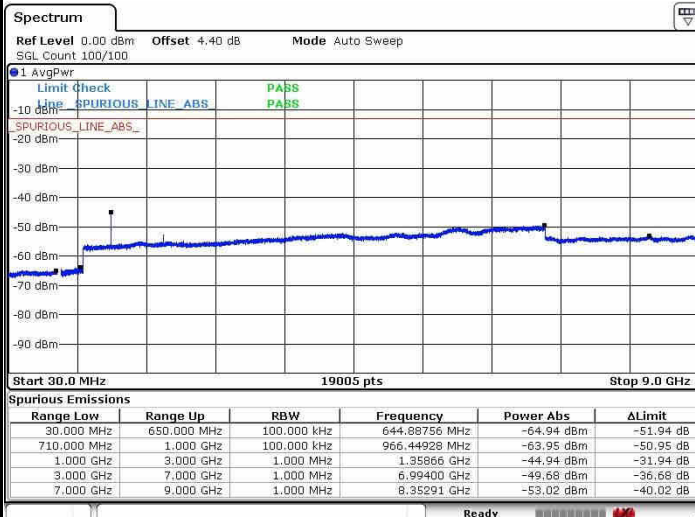
Date: 31.JAN.2018 20:19:47



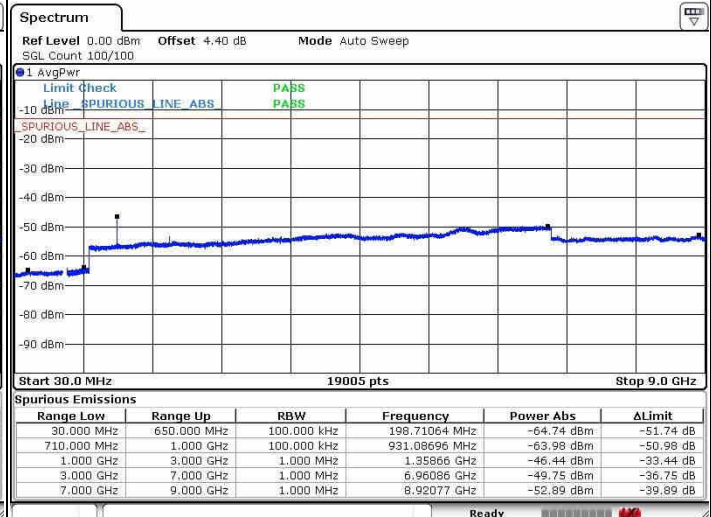
Date: 31.JAN.2018 20:19:08

Highest Channel / QPSK

Highest Channel / 16QAM



Date: 31.JAN.2018 20:20:50



Date: 31.JAN.2018 20:21:44



Frequency Stability

Test Conditions		LTE Band 2 (QPSK) / Middle Channel	Limit
Temperature (°C)	Voltage (Volt)	BW 10MHz	Note 2.
		Deviation (ppm)	Result
50	Normal Voltage	0.0006	PASS
40	Normal Voltage	0.0004	
30	Normal Voltage	0.0015	
20(Ref.)	Normal Voltage	0.0000	
10	Normal Voltage	0.0005	
0	Normal Voltage	0.0017	
-10	Normal Voltage	0.0021	
-20	Normal Voltage	0.0001	
-30	Normal Voltage	0.0022	
20	Maximum Voltage	0.0003	
20	Normal Voltage	0.0002	
20	Battery End Point	0.0016	

Note:

1. Normal Voltage =3.8 V. ; Battery End Point (BEP) =3.6 V. ; Maximum Voltage =4.4 V.
2. Note: The frequency fundamental emissions stay within the authorized frequency block.



Test Conditions		LTE Band 4 (QPSK) / Middle Channel	Limit
Temperature (°C)	Voltage (Volt)	BW 10MHz	Note 2.
		Deviation (ppm)	Result
50	Normal Voltage	0.0029	PASS
40	Normal Voltage	0.0020	
30	Normal Voltage	0.0018	
20(Ref.)	Normal Voltage	0.0000	
10	Normal Voltage	0.0027	
0	Normal Voltage	0.0013	
-10	Normal Voltage	0.0007	
-20	Normal Voltage	0.0018	
-30	Normal Voltage	0.0014	
20	Maximum Voltage	0.0010	
20	Normal Voltage	0.0023	
20	Battery End Point	0.0002	

Note:

1. Normal Voltage =3.8 V. ; Battery End Point (BEP) =3.6 V. ; Maximum Voltage =4.4 V.
2. Note: The frequency fundamental emissions stay within the authorized frequency block.



Test Conditions		LTE Band 5 (QPSK) / Middle Channel	Limit
Temperature (°C)	Voltage (Volt)	BW 10MHz	2.5ppm
		Deviation (ppm)	Result
50	Normal Voltage	0.0001	PASS
40	Normal Voltage	0.0018	
30	Normal Voltage	0.0050	
20(Ref.)	Normal Voltage	0.0000	
10	Normal Voltage	0.0056	
0	Normal Voltage	0.0059	
-10	Normal Voltage	0.0051	
-20	Normal Voltage	0.0023	
-30	Normal Voltage	0.0010	
20	Maximum Voltage	0.0051	
20	Normal Voltage	0.0060	
20	Battery End Point	0.0012	

Note: Normal Voltage =3.8 V. ; Battery End Point (BEP) =3.6 V. ; Maximum Voltage =4.4 V.



Test Conditions		LTE Band 38 (QPSK) / Middle Channel	Limit
Temperature (°C)	Voltage (Volt)	BW 10MHz	Note 2.
		Deviation (ppm)	Result
50	Normal Voltage	0.0024	PASS
40	Normal Voltage	0.0009	
30	Normal Voltage	0.0027	
20(Ref.)	Normal Voltage	0.0000	
10	Normal Voltage	0.0004	
0	Normal Voltage	0.0020	
-10	Normal Voltage	0.0018	
-20	Normal Voltage	0.0002	
-30	Normal Voltage	0.0001	
20	Maximum Voltage	0.0010	
20	Normal Voltage	0.0007	
20	Battery End Point	0.0022	

Note:

1. Normal Voltage =3.8 V. ; Battery End Point (BEP) =3.6 V. ; Maximum Voltage =4.4 V.
2. Note: The frequency fundamental emissions stay within the authorized frequency block.



Test Conditions		LTE Band 41 (QPSK) / Middle Channel	Limit
Temperature (°C)	Voltage (Volt)	BW 10MHz	Note 2.
		Deviation (ppm)	Result
50	Normal Voltage	0.0003	PASS
40	Normal Voltage	0.0022	
30	Normal Voltage	0.0009	
20(Ref.)	Normal Voltage	0.0000	
10	Normal Voltage	0.0012	
0	Normal Voltage	0.0019	
-10	Normal Voltage	0.0005	
-20	Normal Voltage	0.0006	
-30	Normal Voltage	0.0012	
20	Maximum Voltage	0.0008	
20	Normal Voltage	0.0014	
20	Battery End Point	0.0008	

Note:

1. Normal Voltage =3.8 V. ; Battery End Point (BEP) =3.6 V. ; Maximum Voltage =4.4 V.
2. Note: The frequency fundamental emissions stay within the authorized frequency block.



Test Conditions		LTE Band 66 (QPSK) / Middle Channel	Limit
Temperature (°C)	Voltage (Volt)	BW 10MHz	Note 2.
		Deviation (ppm)	Result
50	Normal Voltage	0.0011	PASS
40	Normal Voltage	0.0021	
30	Normal Voltage	0.0005	
20(Ref.)	Normal Voltage	0.0000	
10	Normal Voltage	0.0034	
0	Normal Voltage	0.0007	
-10	Normal Voltage	0.0002	
-20	Normal Voltage	0.0018	
-30	Normal Voltage	0.0007	
20	Maximum Voltage	0.0028	
20	Normal Voltage	0.0008	
20	Battery End Point	0.0009	

Note:

1. Normal Voltage =3.8 V. ; Battery End Point (BEP) =3.6 V. ; Maximum Voltage =4.4 V.
2. Note: The frequency fundamental emissions stay within the authorized frequency block.



Test Conditions		LTE Band 71 (QPSK) / Middle Channel	Limit
Temperature (°C)	Voltage (Volt)	BW 10MHz	Note 2.
		Deviation (ppm)	Result
50	Normal Voltage	0.0016	PASS
40	Normal Voltage	0.0006	
30	Normal Voltage	0.0098	
20(Ref.)	Normal Voltage	0.0000	
10	Normal Voltage	0.0060	
0	Normal Voltage	0.0066	
-10	Normal Voltage	0.0085	
-20	Normal Voltage	0.0007	
-30	Normal Voltage	0.0109	
20	Maximum Voltage	0.0063	
20	Normal Voltage	0.0010	
20	Battery End Point	0.0010	

Note:

1. Normal Voltage =3.8 V. ; Battery End Point (BEP) =3.6 V. ; Maximum Voltage =4.4 V.
2. Note: The frequency fundamental emissions stay within the authorized frequency block.



Appendix B. Test Results of Radiated Test

Radiated Spurious Emission

LTE Band 2 / 20MHz / QPSK / RB Size 1 Offset 0									
Channel	Frequency (MHz)	EIRP (dBm)	Limit (dBm)	Over Limit (dB)	SPA Reading (dBm)	S.G. Power (dBm)	TX Cable loss (dB)	TX Antenna Gain (dBi)	Polarization (H/V)
Lowest	3702	-56.81	-13	-43.81	-73.73	-68.6	0.72	12.52	H
	5550	-54.93	-13	-41.93	-76.25	-67.1	1.00	13.17	H
	7400	-51.80	-13	-38.80	-76.85	-61.2	1.18	10.58	H
	3702	-56.31	-13	-43.31	-74.36	-68.1	0.72	12.52	V
	5550	-54.63	-13	-41.63	-76.08	-66.8	1.00	13.17	V
	7400	-53.10	-13	-40.10	-77.46	-62.5	1.18	10.58	V
Middle	3744	-57.00	-13	-44.00	-73.83	-68.8	0.70	12.50	H
	5616	-49.95	-13	-36.95	-71.14	-62.1	0.98	13.13	H
	7480	-51.34	-13	-38.34	-76.29	-60.6	1.18	10.44	H
	3744	-55.80	-13	-42.80	-73.88	-67.6	0.70	12.50	V
	5616	-41.95	-13	-28.95	-63.38	-54.1	0.98	13.13	V
	7480	-52.54	-13	-39.54	-76.87	-61.8	1.18	10.44	V
Highest	3780	-57.69	-13	-44.69	-74.55	-69.5	0.68	12.49	H
	5670	-54.99	-13	-41.99	-76.06	-67.1	0.99	13.10	H
	7560	-51.81	-13	-38.81	-76.8	-61.2	1.18	10.57	H
	3780	-55.99	-13	-42.99	-74.07	-67.8	0.68	12.49	V
	5670	-54.39	-13	-41.39	-76.18	-66.5	0.99	13.10	V
	7560	-51.61	-13	-38.61	-76.4	-61	1.18	10.57	V

Remark: Spurious emissions within 30-1000MHz were found more than 20dB below limit line.



LTE Band 4 / 20MHz / QPSK / RB Size 1 Offset 0									
Channel	Frequency (MHz)	EIRP (dBm)	Limit (dBm)	Over Limit (dB)	SPA Reading (dBm)	S.G. Power (dBm)	TX Cable loss (dB)	TX Antenna Gain (dBi)	Polarization (H/V)
Lowest	3422	-50.51	-13	-37.51	-67.26	-62.1	0.77	12.37	H
	5133	-56.01	-13	-43.01	-76.26	-67.5	0.97	12.47	H
	6844	-53.97	-13	-40.97	-77.37	-64.8	0.81	11.64	H
	3422	-50.61	-13	-37.61	-67.39	-62.2	0.77	12.37	V
	5133	-55.71	-13	-42.71	-76.36	-67.2	0.97	12.47	V
	6844	-53.71	-13	-40.71	-77.34	-64.54	0.81	11.64	V
Middle	3450	-50.83	-13	-37.83	-68.26	-62.5	0.78	12.45	H
	5172	-55.74	-13	-42.74	-76.06	-67.3	0.98	12.54	H
	6890	-53.48	-13	-40.48	-76.82	-64.1	0.92	11.54	H
	3450	-50.93	-13	-37.93	-67.79	-62.6	0.78	12.45	V
	5172	-52.04	-13	-39.04	-72.46	-63.6	0.98	12.54	V
	6890	-53.08	-13	-40.08	-77.06	-63.7	0.92	11.54	V
Highest	3474	-50.76	-13	-37.76	-67.96	-62.5	0.78	12.52	H
	5208	-55.88	-13	-42.88	-76.6	-67.5	0.99	12.62	H
	6944	-52.82	-13	-39.82	-76.77	-63.2	1.04	11.42	H
	3474	-50.06	-13	-37.06	-67.64	-61.8	0.78	12.52	V
	5208	-56.48	-13	-43.48	-76.89	-68.1	0.99	12.62	V
	6944	-52.42	-13	-39.42	-76.59	-62.8	1.04	11.42	V

Remark: Spurious emissions within 30-1000MHz were found more than 20dB below limit line.



LTE Band 5 / 10MHz / QPSK / RB Size 1 Offset 0									
Channel	Frequency (MHz)	ERP (dBm)	Limit (dBm)	Over Limit (dB)	SPA Reading (dBm)	S.G. Power (dBm)	TX Cable loss (dB)	TX Antenna Gain (dBi)	Polarization (H/V)
Lowest	1664	-53.32	-13	-40.32	-63.32	-60.3	0.53	9.66	H
	2504	-49.40	-13	-36.40	-62.59	-57.4	0.66	10.80	H
	3321	-59.05	-13	-46.05	-74.75	-68.2	0.76	12.06	H
	1664	-53.12	-13	-40.12	-62.54	-60.1	0.53	9.66	V
	2504	-47.50	-13	-34.50	-61.2	-55.5	0.66	10.80	V
	3321	-58.65	-13	-45.65	-74.64	-67.8	0.76	12.06	V
Middle	1680	-52.48	-13	-39.48	-62.31	-59.5	0.53	9.70	H
	2520	-49.20	-13	-36.20	-62.53	-57.2	0.66	10.81	H
	3366	-57.52	-13	-44.52	-73.94	-66.8	0.77	12.20	H
	1680	-48.68	-13	-35.68	-58.04	-55.7	0.53	9.70	V
	2520	-35.60	-13	-22.60	-49.19	-43.6	0.66	10.81	V
	3366	-58.82	-13	-45.82	-74.62	-68.1	0.77	12.20	V
Highest	1696	-57.05	-13	-44.05	-66.84	-64.1	0.53	9.73	H
	2544	-52.19	-13	-39.19	-65.41	-60.2	0.67	10.83	H
	3396	-58.83	-13	-45.83	-74.71	-68.2	0.77	12.29	H
	1696	-47.85	-13	-34.85	-57.09	-54.9	0.53	9.73	V
	2544	-44.09	-13	-31.09	-57.62	-52.1	0.67	10.83	V
	3396	-59.73	-13	-46.73	-74.98	-69.1	0.77	12.29	V

Remark: Spurious emissions within 30-1000MHz were found more than 20dB below limit line.



LTE Band 38 / 20MHz / QPSK / RB Size 1 Offset 0									
Channel	Frequency (MHz)	EIRP (dBm)	Limit (dBm)	Over Limit (dB)	SPA Reading (dBm)	S.G. Power (dBm)	TX Cable loss (dB)	TX Antenna Gain (dBi)	Polarization (H/V)
Lowest	5178	-53.11	-25	-28.11	-73.87	-64.68	0.98	12.56	H
	7764	-50.43	-25	-25.43	-75.84	-60.38	1.19	11.14	H
	10350	-45.47	-25	-20.47	-76.39	-55.5	1.40	11.44	H
	5178	-54.72	-25	-29.72	-75.64	-66.29	0.98	12.56	V
	7764	-48.09	-25	-23.09	-73.46	-58.04	1.19	11.14	V
	10350	-45.26	-25	-20.26	-75.99	-55.29	1.40	11.44	V
Middle	5208	-54.04	-25	-29.04	-74.86	-65.66	0.99	12.62	H
	7812	-38.66	-25	-13.66	-64.26	-48.74	1.19	11.27	H
	10416	-45.30	-25	-20.30	-76.19	-55.2	1.41	11.31	H
	5208	-55.38	-25	-30.38	-76.36	-67	0.99	12.62	V
	7812	-49.99	-25	-24.99	-75.61	-60.07	1.19	11.27	V
	10416	-45.47	-25	-20.47	-76.21	-55.37	1.41	11.31	V
Highest	5238	-53.28	-25	-28.28	-74.21	-64.95	1.01	12.68	H
	7860	-49.26	-25	-24.26	-75.25	-59.48	1.19	11.41	H
	10476	-44.99	-25	-19.99	-75.87	-54.77	1.41	11.20	H
	5238	-55.34	-25	-30.34	-76.41	-67.01	1.01	12.68	V
	7860	-48.24	-25	-23.24	-74.28	-58.46	1.19	11.41	V
	10476	-45.62	-25	-20.62	-76.36	-55.4	1.41	11.20	V

Remark: Spurious emissions within 30-1000MHz were found more than 20dB below limit line.



LTE Band 41 / 5MHz / QPSK / RB Size 1 Offset 0									
Channel	Frequency (MHz)	EIRP (dBm)	Limit (dBm)	Over Limit (dB)	SPA Reading (dBm)	S.G. Power (dBm)	TX Cable loss (dB)	TX Antenna Gain (dBi)	Polarization (H/V)
Lowest	4992	-52.02	-25	-27.02	-72.59	-63.32	0.90	12.20	H
	7488	-49.64	-25	-24.64	-74.55	-58.88	1.18	10.42	H
	9984	-45.62	-25	-20.62	-76.66	-55.96	1.40	11.73	H
	4992	-49.88	-25	-24.88	-70.62	-61.18	0.90	12.20	V
	7488	-48.61	-25	-23.61	-73.6	-57.85	1.18	10.42	V
	9984	-46.16	-25	-21.16	-76.86	-56.5	1.40	11.73	V
Middle	5184	-50.17	-25	-25.17	-70.96	-61.75	0.99	12.57	H
	7776	-37.51	-25	-12.51	-62.96	-47.49	1.19	11.17	H
	10368	-45.42	-25	-20.42	-76.33	-55.42	1.40	11.40	H
	5184	-44.46	-25	-19.46	-65.41	-56.04	0.99	12.57	V
	7776	-35.33	-25	-10.33	-60.76	-45.31	1.19	11.17	V
	10368	-45.74	-25	-20.74	-76.47	-55.74	1.40	11.40	V
Highest	5370	-54.28	-25	-29.28	-75.54	-66.16	1.06	12.94	H
	8055	-49.08	-25	-24.08	-75.93	-59.67	1.22	11.81	H
	10740	-46.21	-25	-21.21	-76.82	-55.47	1.44	10.69	H
	5370	-55.12	-25	-30.12	-76.49	-67	1.06	12.94	V
	8055	-49.31	-25	-24.31	-76.19	-59.9	1.22	11.81	V
	10740	-46.35	-25	-21.35	-76.84	-55.61	1.44	10.69	V

Remark: Spurious emissions within 30-1000MHz were found more than 20dB below limit line.



LTE Band 41 / 10MHz / QPSK / RB Size 1 Offset 0									
Channel	Frequency (MHz)	EIRP (dBm)	Limit (dBm)	Over Limit (dB)	SPA Reading (dBm)	S.G. Power (dBm)	TX Cable loss (dB)	TX Antenna Gain (dBi)	Polarization (H/V)
Lowest	4992	-52.13	-25	-27.13	-72.7	-63.43	0.90	12.20	H
	7488	-41.96	-25	-16.96	-66.87	-51.2	1.18	10.42	H
	9984	-45.30	-25	-20.30	-76.34	-55.64	1.40	11.73	H
	4992	-53.22	-25	-28.22	-73.96	-64.52	0.90	12.20	V
	7488	-37.85	-25	-12.85	-62.84	-47.09	1.18	10.42	V
	9984	-46.25	-25	-21.25	-76.95	-56.59	1.40	11.73	V
Middle	5178	-52.54	-25	-27.54	-73.3	-64.11	0.98	12.56	H
	7764	-49.65	-25	-24.65	-75.06	-59.6	1.19	11.14	H
	10356	-44.93	-25	-19.93	-75.84	-54.95	1.40	11.42	H
	5178	-54.81	-25	-29.81	-75.73	-66.38	0.98	12.56	V
	7764	-36.89	-25	-11.89	-62.26	-46.84	1.19	11.14	V
	10356	-45.17	-25	-20.17	-75.9	-55.19	1.40	11.42	V
Highest	5364	-53.93	-25	-28.93	-75.19	-65.8	1.06	12.93	H
	8040	-45.68	-25	-20.68	-72.56	-56.27	1.22	11.81	H
	10728	-46.00	-25	-21.00	-76.63	-55.28	1.43	10.72	H
	5364	-55.47	-25	-30.47	-76.84	-67.34	1.06	12.93	V
	8040	-48.29	-25	-23.29	-75.24	-58.88	1.22	11.81	V
	10728	-46.07	-25	-21.07	-76.58	-55.35	1.43	10.72	V

Remark: Spurious emissions within 30-1000MHz were found more than 20dB below limit line.



LTE Band 41 / 15MHz / QPSK / RB Size 1 Offset 0									
Channel	Frequency (MHz)	EIRP (dBm)	Limit (dBm)	Over Limit (dB)	SPA Reading (dBm)	S.G. Power (dBm)	TX Cable loss (dB)	TX Antenna Gain (dBi)	Polarization (H/V)
Lowest	5022	-54.29	-25	-29.29	-74.8	-65.59	0.94	12.24	H
	7530	-51.39	-25	-26.39	-76.31	-60.69	1.18	10.48	H
	10040	-45.51	-25	-20.51	-76.55	-56.16	1.37	12.02	H
	5022	-47.41	-25	-22.41	-68.1	-58.71	0.94	12.24	V
	7530	-35.71	-25	-10.71	-60.68	-45.01	1.18	10.48	V
	10040	-45.98	-25	-20.98	-76.71	-56.63	1.37	12.02	V
Middle	5202	-54.03	-25	-29.03	-74.85	-65.64	0.99	12.60	H
	7800	-48.89	-25	-23.89	-74.36	-58.94	1.19	11.24	H
	10400	-45.42	-25	-20.42	-76.32	-55.35	1.41	11.34	H
	5202	-55.54	-25	-30.54	-76.52	-67.15	0.99	12.60	V
	7800	-50.36	-25	-25.36	-75.84	-60.41	1.19	11.24	V
	10400	-45.42	-25	-20.42	-76.16	-55.35	1.41	11.34	V
Highest	5376	-50.39	-25	-25.39	-71.66	-62.28	1.06	12.95	H
	8070	-43.11	-25	-18.11	-69.95	-53.69	1.23	11.81	H
	10752	-46.02	-25	-21.02	-76.62	-55.25	1.44	10.67	H
	5376	-46.63	-25	-21.63	-68.01	-58.52	1.06	12.95	V
	8070	-40.05	-25	-15.05	-66.92	-50.63	1.23	11.81	V
	10752	-45.82	-25	-20.82	-76.29	-55.05	1.44	10.67	V

Remark: Spurious emissions within 30-1000MHz were found more than 20dB below limit line.



LTE Band 41 / 20MHz / QPSK / RB Size 1 Offset 0									
Channel	Frequency (MHz)	EIRP (dBm)	Limit (dBm)	Over Limit (dB)	SPA Reading (dBm)	S.G. Power (dBm)	TX Cable loss (dB)	TX Antenna Gain (dBi)	Polarization (H/V)
Lowest	5028	-47.49	-25	-22.49	-68	-58.8	0.95	12.26	H
	7542	-38.08	-25	-13.08	-63.05	-47.42	1.18	10.52	H
	10062	-45.55	-25	-20.55	-76.58	-56.16	1.37	11.98	H
	5028	-48.43	-25	-23.43	-69.12	-59.74	0.95	12.26	V
	7542	-31.57	-25	-6.57	-56.5	-40.91	1.18	10.52	V
	10062	-45.74	-25	-20.74	-76.47	-56.35	1.37	11.98	V
Middle	5202	-48.01	-25	-23.01	-68.83	-59.62	0.99	12.60	H
	7806	-42.94	-25	-17.94	-68.54	-53.01	1.19	11.26	H
	10404	-45.29	-25	-20.29	-76.19	-55.22	1.41	11.33	H
	5202	-52.18	-25	-27.18	-73.16	-63.79	0.99	12.60	V
	7806	-31.00	-25	-6.00	-56.62	-41.07	1.19	11.26	V
	10404	-45.23	-25	-20.23	-75.97	-55.16	1.41	11.33	V
Highest	5376	-44.27	-25	-19.27	-65.54	-56.16	1.06	12.95	H
	8064	-37.91	-25	-12.91	-64.76	-48.49	1.23	11.81	H
	10764	-44.24	-25	-19.24	-74.82	-53.45	1.44	10.65	H
	5376	-50.49	-25	-25.49	-71.87	-62.38	1.06	12.95	V
	8064	-30.80	-25	-5.80	-57.68	-41.38	1.23	11.81	V
	10764	-45.75	-25	-20.75	-76.2	-54.96	1.44	10.65	V

Remark: Spurious emissions within 30-1000MHz were found more than 20dB below limit line.



LTE Band 66 / 20MHz / QPSK / RB Size 1 Offset 0									
Channel	Frequency (MHz)	EIRP (dBm)	Limit (dBm)	Over Limit (dB)	SPA Reading (dBm)	S.G. Power (dBm)	TX Cable loss (dB)	TX Antenna Gain (dBi)	Polarization (H/V)
Lowest	3456	-47.96	-13	-34.96	-65.17	-59.65	0.78	12.47	H
	5184	-36.32	-13	-23.32	-57.11	-47.90	0.99	12.57	H
	6912	-52.84	-13	-39.84	-76.68	-63.37	0.97	11.49	H
	3456	-49.68	-13	-36.68	-67.28	-61.37	0.78	12.47	V
	5184	-38.24	-13	-25.24	-59.19	-49.82	0.99	12.57	V
	6912	-52.70	-13	-39.70	-76.94	-63.23	0.97	11.49	V
Middle	3510	-44.86	-13	-31.86	-62.03	-56.68	0.78	12.60	H
	5262	-43.21	-13	-30.21	-64.18	-54.92	1.01	12.72	H
	7014	-51.50	-13	-38.50	-75.61	-61.61	1.17	11.27	H
	3510	-44.87	-13	-31.87	-63.03	-56.69	0.78	12.60	V
	5262	-41.88	-13	-28.88	-62.99	-53.59	1.01	12.72	V
	7014	-51.48	-13	-38.48	-75.88	-61.59	1.17	11.27	V
Highest	3558	-50.74	-13	-37.74	-67.75	-62.53	0.78	12.58	H
	5340	-39.07	-13	-26.07	-60.24	-50.90	1.05	12.88	H
	7122	-52.05	-13	-39.05	-76.65	-61.95	1.18	11.08	H
	3558	-47.92	-13	-34.92	-65.97	-59.71	0.78	12.58	V
	5340	-43.87	-13	-30.87	-65.15	-55.70	1.05	12.88	V
	7122	-51.75	-13	-38.75	-76.64	-61.65	1.18	11.08	V

Remark: Spurious emissions within 30-1000MHz were found more than 20dB below limit line.



LTE Band 71 / 10MHz / QPSK / RB Size 1 Offset 0									
Channel	Frequency (MHz)	ERP (dBm)	Limit (dBm)	Over Limit (dB)	SPA Reading (dBm)	S.G. Power (dBm)	TX Cable loss (dB)	TX Antenna Gain (dBi)	Polarization (H/V)
Middle	1368	-54.85	-13	-41.85	-65.63	-62.86	0.49	8.51	H
	2048	-39.28	-13	-26.28	-51.93	-49.13	0.59	10.44	H
	3416	-54.49	-13	-41.49	-70.85	-66.06	0.77	12.35	H
	1368	-45.86	-13	-32.86	-56.68	-53.87	0.49	8.51	V
	2048	-33.65	-13	-20.65	-45.87	-43.50	0.59	10.44	V
	3416	-51.98	-13	-38.98	-67.85	-63.55	0.77	12.35	V

Remark: Spurious emissions within 30-1000MHz were found more than 20dB below limit line.



Appendix D. Reference Report

Please refer to Sporton report number FG7D2903-01B which is issued separately.